



LUBRICANTS

Porsche Club
Championship

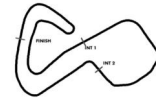


Brands Hatch GP Circuit

4th May 2019

Results





Provisional

Result List

Stewards / Race Management

STEWARD	David Simons
STEWARD	Bill Shewan
STEWARD	Tony Johnstone
RACE DIRECTOR	
CLERK OF THE COURSE	Simon Gnana-Pragasam
TECHNICAL DELEGATE	
CHIEF TIMEKEEPER	Steffen Ruhl

Weather Start/Finish

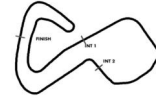
AIR	7.8°C
TRACK	10.8°C
CONDITIONS	Dry
PRESSURE	1005 hPa
AIR	7.8°C
TRACK	10.0°C
CONDITIONS	Dry
PRESSURE	1000.82 hPa

Track Information

GREEN FLAG	9:00:00
CHEQUERED FLAG	9:20:00
SAFETY CAR PHASE	0
FULL COURSE YELLOW PHASE	0
TRACK NAME	Brands Hatch
TRACK LENGTH	3916m
TURN COUNT	9

STARTED: 35 CLASSIFIED: 35 NOT CLASSIFIED: 0

Nr. Drivers	Team	Lap	Best Time	Gap	Diff	Kph	Day Time
Cl. Car	Entrant						
1 23 S.Clark	tba	12	1:36.984			145.3	9:20:39
1 Porsche Cayman S	BigHand						
2 7 M.Price	tba	11	1:37.407	0.423	0.423	144.7	9:19:10
1 Porsche 997 C2S	Forelle Estates						
3 2 P.Morris	tba	7	1:37.628	0.644	0.221	144.4	9:13:10
1 Porsche 997 C2S	PMC Midlands						
4 16 K.Harrison	tba	10	1:38.378	1.394	0.750	143.3	9:17:21
1 Porsche 996 C2	PTS						
5 11 C.Wilkins	tba	11	1:38.444	1.460	0.066	143.2	9:19:08
1 Porsche 996 C2	KJ & TG						
6 42 J.Birch	tba	11	1:38.773	1.789	0.329	142.7	9:19:09
1 Porsche Cayman S	STARC						
7 14 M.McAleer	tba	10	1:38.924	1.940	0.151	142.5	9:19:14
1 Porsche 997 C2S	RVR (UK) Racing with Car Tech & Care						
8 43 S.Cheetham	tba	9	1:39.034	2.050	0.110	142.3	9:16:21
1 Porsche Cayman S	Lodge Sports						
9 44 J.McAleer	tba	11	1:39.086	2.102	0.052	142.2	9:19:37
1 Porsche 996 C2	RVR (UK) Racing with Car Tech & Care						
10 4 A.Toon	tba	11	1:40.373	3.389	1.287	140.4	9:20:57
1 Porsche 996 C2	EPC Ltd						
11 9 C.Dyer	tba	9	1:40.430	3.446	0.057	140.3	9:17:34
1 Porsche Cayman S	Strasse						
12 3 R.Morris	tba	10	1:42.150	5.166	1.720	138.0	9:20:15
2 Porsche Boxster 987	PMC Midlands						
13 66 T.Lewis	tba	10	1:43.213	6.229	1.063	136.5	9:21:03
2 Porsche Boxster S	Lewis Trevor						
14 45 P.Seagrave	tba	7	1:43.506	6.522	0.293	136.2	9:13:16
2 Porsche Boxster S	Seagrave Paul						
15 50 J.Caley	tba	7	1:44.333	7.349	0.827	135.1	9:13:29
1 Porsche 997 C2S	Trofeo Cars						
16 68 S.Freeman	tba	7	1:44.383	7.399	0.050	135.0	9:13:18
2 Porsche Boxster S	Freeman Steve						
17 86 B.McLoughlin	tba	10	1:44.647	7.663	0.264	134.7	9:20:32
3 Porsche Boxster S	Porsche Centre Bournemouth						
18 25 M.Kyle-Henney	tba	11	1:45.260	8.276	0.613	133.9	9:19:57
2 Porsche Boxster S	Kyle-Henney Matt						
19 41 K.Molyneaux	tba	10	1:45.578	8.594	0.318	133.5	9:20:25
2 Porsche Boxster S	Molyneaux Kevin						
20 59 D.Brett	tba	6	1:46.820	9.836	1.242	131.9	9:12:10
1 Porsche 997 C2S	Future Inns						
21 32 C.Short	tba	8	1:47.492	10.508	0.672	131.1	9:16:13
3 Porsche Boxster S	Porsche Centre Wolverhampton						
22 33 A.Iles	tba	10	1:47.554	10.570	0.062	131.0	9:19:28
1 Porsche 997 C2S	Trofeo Cars						



Provisional

Result List

Nr. Drivers	Team	Lap	Best Time	Gap	Diff	Kph	Day Time
Cl. Car	Entrant						
23 46 W.Minogue	tba	10	1:47.855	10.871	0.301	130.7	9:20:00
3 Porsche Boxster S	Porsche Centre Nottingham						
24 39 O.Coles	tba	10	1:48.299	11.315	0.444	130.1	9:20:31
3 Porsche Boxster S	Porsche Centre Swindon						
25 21 S.Beckett	tba	9	1:48.487	11.503	0.188	129.9	9:19:55
3 Porsche Boxster S	Porsche Centre Wilmslow						
26 35 J.Woods	tba	10	1:48.899	11.915	0.412	129.4	9:19:37
3 Porsche Boxster S	Premier Panel Skills						
27 10 J.Morris	tba	10	1:49.557	12.573	0.658	128.6	9:19:52
3 Porsche Boxster S	Elite Motors						
28 24 C.Hazleton	tba	10	1:49.956	12.972	0.399	128.2	9:19:51
3 Porsche Boxster S	Porsche Centre Chester						
29 80 P.Blakesey	tba	8	1:49.993	13.009	0.037	128.1	9:19:07
3 Porsche Boxster S	Porsche Centre Cambridge						
30 600 S.Ruffell-Ward	tba	10	1:50.304	13.320	0.311	127.8	9:18:46
3 Porsche Boxster S	Porsche Centre Leeds						
31 49 S.Shore	tba	9	1:51.757	14.773	1.453	126.1	9:18:45
3 Porsche Boxster S	Shorade						
32 55 S.Adams	tba	11	1:52.122	15.138	0.365	125.7	9:20:47
3 Porsche Boxster S	Porsche Centre Cardiff						
33 6 M.Thompson	tba	9	1:52.683	15.699	0.561	125.1	9:19:02
3 Porsche Boxster S	Porsche Centre Bolton						
34 22 M.McCullough	tba	9	1:53.956	16.972	1.273	123.7	9:21:31
3 Porsche Boxster S	Porsche Centre Hatfield						
35 69 M.Duncan	tba	4	1:58.678	21.694	4.722	118.7	9:07:19
3 Porsche Boxster S	Porsche Centre Glasgow						

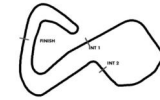
Did not start

12 M.Wolstenholme	tba
2 Porsche Boxster S	Wolstenholme Max
15 G.Broster	tba
1 Porsche 996 C2	FTS Hatswell Ltd
36 J.Evans	tba
1 Porsche Cayman S	CRH Racing / M&P Insurance Solutions

Following race director decision cancellation of the relevant lap time for car no. 21, 14, 32

Subject to final scrutineering!

Publication time:	Race Director:	Timekeeper: Steffen Ruhl
-------------------	----------------	--------------------------



Provisional

Class Result List

Stewards / Race Management

STEWARD	David Simons
STEWARD	Bill Shewan
STEWARD	Tony Johnstone
RACE DIRECTOR	
CLERK OF THE COURSE	Simon Gnana-Pragasam
TECHNICAL DELEGATE	
CHIEF TIMEKEEPER	Steffen Ruhl

Weather Start/Finish

AIR	7.8°C
TRACK	10.8°C
CONDITIONS	Dry
PRESSURE	1005 hPa
AIR	7.8°C
TRACK	10.0°C
CONDITIONS	Dry
PRESSURE	1000.82 hPa

Track Information

GREEN FLAG	9:00:00
CHEQUERED FLAG	9:20:00
SAFETY CAR PHASE	0
FULL COURSE YELLOW PHASE	0
TRACK NAME	Brands Hatch
TRACK LENGTH	3916m
TURN COUNT	9

STARTED: 35 CLASSIFIED: 35 NOT CLASSIFIED: 0

Nr. Drivers	Team	Lap	Best Time	Gap	Diff	Kph	Day Time
Car	Competitor						

CLASS: 3

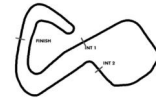
Started: 15 Classified: 15 Not Classified: 0

1	86 B.McLoughlin Porsche Boxster S	tba Porsche Centre Bournemouth	10	1:44.647			134.7	9:20:32
2	32 C.Short Porsche Boxster S	tba Porsche Centre Wolverhampton	8	1:47.492	2.845	2.845	131.1	9:16:13
3	46 W.Minogue Porsche Boxster S	tba Porsche Centre Nottingham	10	1:47.855	3.208	0.363	130.7	9:20:00
4	39 O.Coles Porsche Boxster S	tba Porsche Centre Swindon	10	1:48.299	3.652	0.444	130.1	9:20:31
5	21 S.Beckett Porsche Boxster S	tba Porsche Centre Wilmslow	9	1:48.487	3.840	0.188	129.9	9:19:55
6	35 J.Woods Porsche Boxster S	tba Premier Panel Skills	10	1:48.899	4.252	0.412	129.4	9:19:37
7	10 J.Morris Porsche Boxster S	tba Elite Motors	10	1:49.557	4.910	0.658	128.6	9:19:52
8	24 C.Hazelton Porsche Boxster S	tba Porsche Centre Chester	10	1:49.956	5.309	0.399	128.2	9:19:51
9	80 P.Blakesey Porsche Boxster S	tba Porsche Centre Cambridge	8	1:49.993	5.346	0.037	128.1	9:19:07
10	600 S.Ruffell-Ward Porsche Boxster S	tba Porsche Centre Leeds	10	1:50.304	5.657	0.311	127.8	9:18:46
11	49 S.Shore Porsche Boxster S	tba Shorade	9	1:51.757	7.110	1.453	126.1	9:18:45
12	55 S.Adams Porsche Boxster S	tba Porsche Centre Cardiff	11	1:52.122	7.475	0.365	125.7	9:20:47
13	6 M.Thompson Porsche Boxster S	tba Porsche Centre Bolton	9	1:52.683	8.036	0.561	125.1	9:19:02
14	22 M.McCullough Porsche Boxster S	tba Porsche Centre Hatfield	9	1:53.956	9.309	1.273	123.7	9:21:31
15	69 M.Duncan Porsche Boxster S	tba Porsche Centre Glasgow	4	1:58.678	14.031	4.722	118.7	9:07:19

CLASS: 2

Started: 6 Classified: 6 Not Classified: 0

1	3 R.Morris Porsche Boxster 987	tba PMC Midlands	10	1:42.150			138.0	9:20:15
2	66 T.Lewis Porsche Boxster S	tba Lewis Trevor	10	1:43.213	1.063	1.063	136.5	9:21:03
3	45 P.Seagrave Porsche Boxster S	tba Seagrave Paul	7	1:43.506	1.356	0.293	136.2	9:13:16
4	68 S.Freeman Porsche Boxster S	tba Freeman Steve	7	1:44.383	2.233	0.877	135.0	9:13:18



Provisional

Class Result List

Nr.	Drivers	Team	Lap	Best Time	Gap	Diff	Kph	Day Time
	Car	Competitor						
5	25 M.Kyle-Henney Porsche Boxster S	tba Kyle-Henney Matt	11	1:45.260	3.110	0.877	133.9	9:19:57
6	41 K.Molyneaux Porsche Boxster S	tba Molyneaux Kevin	10	1:45.578	3.428	0.318	133.5	9:20:25

Did not start

12 M.Wolstenholme Porsche Boxster S	tba Wolstenholme Max
--	-------------------------

CLASS: 1

Started: 14 Classified: 14 Not Classified: 0

1	23 S.Clark Porsche Cayman S	tba BigHand	12	1:36.984			145.3	9:20:39
2	7 M.Price Porsche 997 C2S	tba Forelle Estates	11	1:37.407	0.423	0.423	144.7	9:19:10
3	2 P.Morris Porsche 997 C2S	tba PMC Midlands	7	1:37.628	0.644	0.221	144.4	9:13:10
4	16 K.Harrison Porsche 996 C2	tba PTS	10	1:38.378	1.394	0.750	143.3	9:17:21
5	11 C.Wilkins Porsche 996 C2	tba KJ & TG	11	1:38.444	1.460	0.066	143.2	9:19:08
6	42 J.Birch Porsche Cayman S	tba STARC	11	1:38.773	1.789	0.329	142.7	9:19:09
7	14 M.McAleer Porsche 997 C2S	tba RVR (UK) Racing with Car Tech & Care	10	1:38.924	1.940	0.151	142.5	9:19:14
8	43 S.Cheetham Porsche Cayman S	tba Lodge Sports	9	1:39.034	2.050	0.110	142.3	9:16:21
9	44 J.McAleer Porsche 996 C2	tba RVR (UK) Racing with Car Tech & Care	11	1:39.086	2.102	0.052	142.2	9:19:37
10	4 A.Toon Porsche 996 C2	tba EPC Ltd	11	1:40.373	3.389	1.287	140.4	9:20:57
11	9 C.Dyer Porsche Cayman S	tba Strasse	9	1:40.430	3.446	0.057	140.3	9:17:34
12	50 J.Caley Porsche 997 C2S	tba Trofeo Cars	7	1:44.333	7.349	3.903	135.1	9:13:29
13	59 D.Brett Porsche 997 C2S	tba Future Inns	6	1:46.820	9.836	2.487	131.9	9:12:10
14	33 A.Iles Porsche 997 C2S	tba Trofeo Cars	10	1:47.554	10.570	0.734	131.0	9:19:28

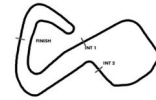
Did not start

15 G.Broster Porsche 996 C2	tba FTS Hatswell Ltd
36 J.Evans Porsche Cayman S	tba CRH Racing / M&P Insurance Solutions

Following race director decision cancellation of the relevant lap time for car no. 21, 14, 32

Subject to final scrutineering!

Publication time:	Race Director:	Timekeeper: Steffen Ruhl
-------------------	----------------	--------------------------



Provisional

Result List

Stewards / Race Management

STEWARD	David Simons
STEWARD	Bill Shewan
STEWARD	Tony Johnstone
RACE DIRECTOR	
CLERK OF THE COURSE	Simon Gnana-Pragasam
TECHNICAL DELEGATE	
CHIEF TIMEKEEPER	Steffen Ruhl

Weather Start/Finish

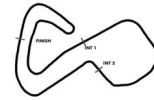
AIR	7.8°C
TRACK	10.8°C
CONDITIONS	Dry
PRESSURE	1005 hPa
AIR	7.8°C
TRACK	10.0°C
CONDITIONS	Dry
PRESSURE	1000.82 hPa

Track Information

GREEN FLAG	9:00:00
CHEQUERED FLAG	9:20:00
SAFETY CAR PHASE	0
FULL COURSE YELLOW PHASE	0
TRACK NAME	Brands Hatch
TRACK LENGTH	3916m
TURN COUNT	9

STARTED: 35 CLASSIFIED: 35 NOT CLASSIFIED: 0

Nr. Drivers	Team	Lap	Best Time	Gap	Diff	Kph	Day Time
Cl. Car	Entrant						
1 23 S.Clark	tba	10	1:37.645			144.3	9:17:24
1 Porsche Cayman S	BigHand						
2 7 M.Price	tba	8	1:37.893	0.248	0.248	144.0	9:14:03
1 Porsche 997 C2S	Forelle Estates						
3 2 P.Morris	tba	5	1:38.156	0.511	0.263	143.6	9:09:53
1 Porsche 997 C2S	PMC Midlands						
4 16 K.Harrison	tba	12	1:38.445	0.800	0.289	143.2	9:20:38
1 Porsche 996 C2	PTS						
5 11 C.Wilkins	tba	10	1:38.808	1.163	0.363	142.6	9:17:30
1 Porsche 996 C2	KJ & TG						
6 42 J.Birch	tba	10	1:39.103	1.458	0.295	142.2	9:17:30
1 Porsche Cayman S	STARC						
7 44 J.McAleer	tba	9	1:39.468	1.823	0.365	141.7	9:16:13
1 Porsche 996 C2	RVR (UK) Racing with Car Tech & Care						
8 14 M.McAleer	tba	4	1:39.604	1.959	0.136	141.5	9:07:32
1 Porsche 997 C2S	RVR (UK) Racing with Car Tech & Care						
9 43 S.Cheetham	tba	8	1:39.954	2.309	0.350	141.0	9:14:42
1 Porsche Cayman S	Lodge Sports						
10 4 A.Toon	tba	8	1:40.417	2.772	0.463	140.3	9:14:28
1 Porsche 996 C2	EPC Ltd						
11 9 C.Dyer	tba	4	1:40.475	2.830	0.058	140.3	9:07:29
1 Porsche Cayman S	Strasse						
12 3 R.Morris	tba	9	1:42.507	4.862	2.032	137.5	9:18:33
2 Porsche Boxster 987	PMC Midlands						
13 45 P.Seagrave	tba	9	1:43.854	6.209	1.347	135.7	9:16:44
2 Porsche Boxster S	Seagrave Paul						
14 50 J.Caley	tba	6	1:44.605	6.960	0.751	134.7	9:11:45
1 Porsche 997 C2S	Trofeo Cars						
15 86 B.McLoughlin	tba	7	1:45.275	7.630	0.670	133.9	9:13:00
3 Porsche Boxster S	Porsche Centre Bournemouth						
16 66 T.Lewis	tba	8	1:45.531	7.886	0.256	133.5	9:17:31
2 Porsche Boxster S	Lewis Trevor						
17 68 S.Freeman	tba	5	1:45.969	8.324	0.438	133.0	9:09:48
2 Porsche Boxster S	Freeman Steve						
18 41 K.Molyneaux	tba	9	1:46.714	9.069	0.745	132.1	9:18:40
2 Porsche Boxster S	Molyneaux Kevin						
19 25 M.Kyle-Henney	tba	9	1:46.913	9.268	0.199	131.8	9:16:15
2 Porsche Boxster S	Kyle-Henney Matt						
20 59 D.Brett	tba	5	1:47.131	9.486	0.218	131.5	9:10:23
1 Porsche 997 C2S	Future Inns						
21 33 A.Iles	tba	11	1:47.714	10.069	0.583	130.8	9:21:16
1 Porsche 997 C2S	Trofeo Cars						
22 46 W.Minogue	tba	9	1:48.193	10.548	0.479	130.3	9:18:12
3 Porsche Boxster S	Porsche Centre Nottingham						



Provisional

Result List

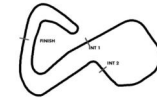
Nr. Drivers	Team	Lap	Best Time	Gap	Diff	Kph	Day Time
Cl. Car	Entrant						
23 32 C.Short	tba	7	1:48.274	10.629	0.081	130.2	9:14:26
3 Porsche Boxster S	Porsche Centre Wolverhampton						
24 35 J.Woods	tba	9	1:49.332	11.687	1.058	128.9	9:17:48
3 Porsche Boxster S	Premier Panel Skills						
25 21 S.Beckett	tba	10	1:49.684	12.039	0.352	128.5	9:21:45
3 Porsche Boxster S	Porsche Centre Wilmslow						
26 39 O.Coles	tba	7	1:50.281	12.636	0.597	127.8	9:14:59
3 Porsche Boxster S	Porsche Centre Swindon						
27 10 J.Morris	tba	11	1:50.492	12.847	0.211	127.5	9:21:42
3 Porsche Boxster S	Elite Motors						
28 24 C.Hazelton	tba	8	1:50.931	13.286	0.439	127.0	9:16:10
3 Porsche Boxster S	Porsche Centre Chester						
29 80 P.Blakesey	tba	7	1:51.517	13.872	0.586	126.4	9:17:17
3 Porsche Boxster S	Porsche Centre Cambridge						
30 49 S.Shore	tba	10	1:51.770	14.125	0.253	126.1	9:20:37
3 Porsche Boxster S	Shorade						
31 600 S.Ruffell-Ward	tba	8	1:51.960	14.315	0.190	125.9	9:15:01
3 Porsche Boxster S	Porsche Centre Leeds						
32 55 S.Adams	tba	10	1:52.921	15.276	0.961	124.8	9:18:55
3 Porsche Boxster S	Porsche Centre Cardiff						
33 6 M.Thompson	tba	6	1:53.514	15.869	0.593	124.1	9:12:56
3 Porsche Boxster S	Porsche Centre Bolton						
34 22 M.McCullough	tba	5	1:55.367	17.722	1.853	122.1	9:11:01
3 Porsche Boxster S	Porsche Centre Hatfield						
35 69 M.Duncan	tba	3	2:03.502	25.857	8.135	114.1	9:05:21
3 Porsche Boxster S	Porsche Centre Glasgow						

Did not start

12 M.Wolstenholme	tba
2 Porsche Boxster S	Wolstenholme Max
15 G.Broster	tba
1 Porsche 996 C2	FTS Hatswell Ltd
36 J.Evans	tba
1 Porsche Cayman S	CRH Racing / M&P Insurance Solutions

Subject to final scrutineering!

Publication time:	Race Director:	Timekeeper: Steffen Ruhl
-------------------	----------------	--------------------------



Provisional

Class Result List

Stewards / Race Management

STEWARD	David Simons
STEWARD	Bill Shewan
STEWARD	Tony Johnstone
RACE DIRECTOR	
CLERK OF THE COURSE	Simon Gnana-Pragasam
TECHNICAL DELEGATE	
CHIEF TIMEKEEPER	Steffen Ruhl

Weather Start/Finish

AIR	7.8°C
TRACK	10.8°C
CONDITIONS	Dry
PRESSURE	1005 hPa
AIR	7.8°C
TRACK	10.0°C
CONDITIONS	Dry
PRESSURE	1000.82 hPa

Track Information

GREEN FLAG	9:00:00
CHEQUERED FLAG	9:20:00
SAFETY CAR PHASE	0
FULL COURSE YELLOW PHASE	0
TRACK NAME	Brands Hatch
TRACK LENGTH	3916m
TURN COUNT	9

STARTED: 35 CLASSIFIED: 35 NOT CLASSIFIED: 0

Nr. Drivers	Team	Lap	Best Time	Gap	Diff	Kph	Day Time
Car	Competitor						

CLASS: 3

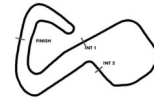
Started: 15 Classified: 15 Not Classified: 0

1	86 B.McLoughlin Porsche Boxster S	tba Porsche Centre Bournemouth	7	1:45.275		133.9	9:13:00
2	46 W.Minogue Porsche Boxster S	tba Porsche Centre Nottingham	9	1:48.193	2.918	2.918 130.3	9:18:12
3	32 C.Short Porsche Boxster S	tba Porsche Centre Wolverhampton	7	1:48.274	2.999	0.081 130.2	9:14:26
4	35 J.Woods Porsche Boxster S	tba Premier Panel Skills	9	1:49.332	4.057	1.058 128.9	9:17:48
5	21 S.Beckett Porsche Boxster S	tba Porsche Centre Wilmslow	10	1:49.684	4.409	0.352 128.5	9:21:45
6	39 O.Coles Porsche Boxster S	tba Porsche Centre Swindon	7	1:50.281	5.006	0.597 127.8	9:14:59
7	10 J.Morris Porsche Boxster S	tba Elite Motors	11	1:50.492	5.217	0.211 127.5	9:21:42
8	24 C.Hazelton Porsche Boxster S	tba Porsche Centre Chester	8	1:50.931	5.656	0.439 127.0	9:16:10
9	80 P.Blakesey Porsche Boxster S	tba Porsche Centre Cambridge	7	1:51.517	6.242	0.586 126.4	9:17:17
10	49 S.Shore Porsche Boxster S	tba Shorade	10	1:51.770	6.495	0.253 126.1	9:20:37
11	600 S.Ruffell-Ward Porsche Boxster S	tba Porsche Centre Leeds	8	1:51.960	6.685	0.190 125.9	9:15:01
12	55 S.Adams Porsche Boxster S	tba Porsche Centre Cardiff	10	1:52.921	7.646	0.961 124.8	9:18:55
13	6 M.Thompson Porsche Boxster S	tba Porsche Centre Bolton	6	1:53.514	8.239	0.593 124.1	9:12:56
14	22 M.McCullough Porsche Boxster S	tba Porsche Centre Hatfield	5	1:55.367	10.092	1.853 122.1	9:11:01
15	69 M.Duncan Porsche Boxster S	tba Porsche Centre Glasgow	3	2:03.502	18.227	8.135 114.1	9:05:21

CLASS: 2

Started: 6 Classified: 6 Not Classified: 0

1	3 R.Morris Porsche Boxster 987	tba PMC Midlands	9	1:42.507		137.5	9:18:33
2	45 P.Seagrave Porsche Boxster S	tba Seagrave Paul	9	1:43.854	1.347	1.347 135.7	9:16:44
3	66 T.Lewis Porsche Boxster S	tba Lewis Trevor	8	1:45.531	3.024	1.677 133.5	9:17:31
4	68 S.Freeman Porsche Boxster S	tba Freeman Steve	5	1:45.969	3.462	0.438 133.0	9:09:48



Provisional

Class Result List

Nr.	Drivers Car	Team Competitor	Lap	Best Time	Gap	Diff	Kph	Day Time
5	41 K.Molyneaux Porsche Boxster S	tba Molyneaux Kevin	9	1:46.714	4.207	0.745	132.1	9:18:40
6	25 M.Kyle-Henney Porsche Boxster S	tba Kyle-Henney Matt	9	1:46.913	4.406	0.199	131.8	9:16:15

Did not start

12 M.Wolstenholme Porsche Boxster S	tba Wolstenholme Max
--	-------------------------

CLASS: 1

Started: 14 Classified: 14 Not Classified: 0

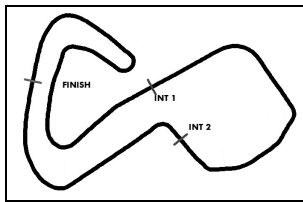
1	23 S.Clark Porsche Cayman S	tba BigHand	10	1:37.645			144.3	9:17:24
2	7 M.Price Porsche 997 C2S	tba Forelle Estates	8	1:37.893	0.248	0.248	144.0	9:14:03
3	2 P.Morris Porsche 997 C2S	tba PMC Midlands	5	1:38.156	0.511	0.263	143.6	9:09:53
4	16 K.Harrison Porsche 996 C2	tba PTS	12	1:38.445	0.800	0.289	143.2	9:20:38
5	11 C.Wilkins Porsche 996 C2	tba KJ & TG	10	1:38.808	1.163	0.363	142.6	9:17:30
6	42 J.Birch Porsche Cayman S	tba STARC	10	1:39.103	1.458	0.295	142.2	9:17:30
7	44 J.McAleer Porsche 996 C2	tba RVR (UK) Racing with Car Tech & Care	9	1:39.468	1.823	0.365	141.7	9:16:13
8	14 M.McAleer Porsche 997 C2S	tba RVR (UK) Racing with Car Tech & Care	4	1:39.604	1.959	0.136	141.5	9:07:32
9	43 S.Cheetham Porsche Cayman S	tba Lodge Sports	8	1:39.954	2.309	0.350	141.0	9:14:42
10	4 A.Toon Porsche 996 C2	tba EPC Ltd	8	1:40.417	2.772	0.463	140.3	9:14:28
11	9 C.Dyer Porsche Cayman S	tba Strasse	4	1:40.475	2.830	0.058	140.3	9:07:29
12	50 J.Caley Porsche 997 C2S	tba Trofeo Cars	6	1:44.605	6.960	4.130	134.7	9:11:45
13	59 D.Brett Porsche 997 C2S	tba Future Inns	5	1:47.131	9.486	2.526	131.5	9:10:23
14	33 A.Iles Porsche 997 C2S	tba Trofeo Cars	11	1:47.714	10.069	0.583	130.8	9:21:16

Did not start

15 G.Broster Porsche 996 C2	tba FTS Hatswell Ltd
36 J.Evans Porsche Cayman S	tba CRH Racing / M&P Insurance Solutions

Subject to final scrutineering!

Publication time:	Race Director:	Timekeeper: Steffen Ruhl
-------------------	----------------	--------------------------



Porsche Club

Sector List Qualifying



Provisional

Brands Hatch, Length: 3916m
 Air temperature: 7.76°C
 Track temperature: 10.29°C
 Weather condition: Dry

Saturday, May 4, 2019 9:00:00

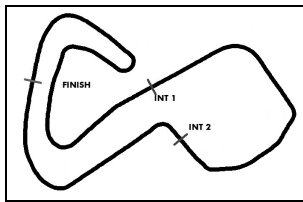
Lap	Time	SE1	SP1	SE2	SP2	SE3	SP3	TSP	Lap	Time	SE1	SP1	SE2	SP2	SE3	SP3	TSP
68	Freeman	theoretical besttime: 1:44.383															
1	2:29.299	1:05.247	128	55.147	102	28.905	175	142	6	1:46.332	33.674	149	47.106	138	25.552	182	198
2	1:53.925	36.281	145	51.011	122	26.633	186	190	7	1:44.383	32.323	155	46.784	138	25.276	188	194
3	1:50.392	34.686	146	49.258	129	26.448	177	192	8	1:46.919	33.675	154	47.909	134	25.335	186	200
4	1:47.967	33.683	151	47.950	134	26.334	178	195	9	4:32.115	35.367	129	50.546	130	3:06.202		165
5	1:45.969	33.443	150	47.226	138	25.300	187	187									

69	Duncan	theoretical besttime: 1:58.227															
1	1:03.320					1:03.320			4	1:58.678	37.083	135	53.998	118	27.597	161	163
2	2:13.693	46.065	111	57.796	105	29.832	168	145	5	2:44.951	41.011	124	54.327	112	1:09.613		147
3	2:03.502	40.232	133	55.059	111	28.211	176	156	6	2:31.903	40.502	138	53.547	117	57.854		152

80	Blakesey	theoretical besttime:															
1	3:16.086					3:16.086			5	4:11.780							
2	2:05.968								6	1:58.371							
3	1:57.527								7	1:51.517							
4	1:55.716								8	1:49.993							

86	McLoughlin	theoretical besttime: 1:44.219															
1	1:16.044					1:16.044			6	1:46.282	32.780	150	47.875	136	25.627	183	189
2	2:24.644	52.290	71	1:00.687	94	31.667	121	113	7	1:45.275	33.008	150	47.505	138	24.762	185	191
3	2:07.817	38.695	122	58.702	110	30.420	113	169	8	3:56.934	32.844	149	50.283	132	2:33.807		185
4	1:54.200	40.134	122	48.553	123	25.513	183	189	9	1:50.429	38.669	149	46.856	136	24.904	186	191
5	1:45.515	33.233	148	47.126	129	25.156	184	189	10	1:44.647	33.122	150	46.677	136	24.848	186	190

600	Ruffell-Ward	theoretical besttime: 1:50.061															
1	1:10.790					1:10.790			7	1:54.899	35.360	144	51.894	120	27.645	179	183
2	2:12.600	47.108	127	56.231	102	29.261	171	156	8	1:51.960	35.152	142	49.573	133	27.235	178	188
3	2:01.289	37.336	132	56.288	115	27.665	178	173	9	1:54.350	35.421	134	51.953	124	26.976	178	169
4	1:56.121	36.237	139	52.095	118	27.789	174	183	10	1:50.304	34.470	146	49.395	132	26.439	178	183
5	1:58.827	37.809	140	53.406	120	27.612	168	144	11	1:53.400	36.824	144	49.152	127	27.424	178	187
6	1:54.881	36.922	143	51.074	120	26.885	170	184									



Porsche Club

Top speed list Qualifying



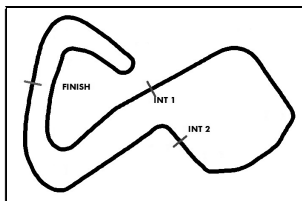
Provisional

Brands Hatch, Length: 3916m
 Air temperature: 7.76°C
 Track temperature: 10.29°C
 Weather condition: Dry

Saturday, May 4, 2019 9:00:00

#	Name (NAT)	Team	Car name	Speed	Lap	Race time
7	Michael Price	tba	Porsche 997 C2S	211.35	4	6:27.722
14	Mark McAleer	tba	Porsche 997 C2S	210.93	10	18:24.118
23	Simon Clark	tba	Porsche Cayman S	210.52	8	13:14.638
2	Peter Morris	tba	Porsche 997 C2S	208.49	4	7:25.345
16	Kevin Harrison	tba	Porsche 996 C2	206.89	11	18:09.353
44	Jake McAleer	tba	Porsche 996 C2	206.10	11	18:47.030
11	Craig Wilkins	tba	Porsche 996 C2	205.71	9	15:00.522
4	Andy Toon	tba	Porsche 996 C2	204.93	5	8:27.781
43	Steve Cheetham	tba	Porsche Cayman S	204.15	9	15:31.186
9	Chris Dyer	tba	Porsche Cayman S	203.00	9	16:43.757
50	James Caley	tba	Porsche 997 C2S	200.00	7	12:36.352
68	Steve Freeman	tba	Porsche Boxster S	200.00	8	14:10.758
45	Paul Seagrave	tba	Porsche Boxster S	198.16	7	12:23.812
33	Alastair Iles	tba	Porsche 997 C2S	198.16	8	14:54.408
42	James Birch	tba	Porsche Cayman S	198.16	11	18:19.011
59	Del Brett	tba	Porsche 997 C2S	197.44	7	13:03.329
66	Trevor Lewis	tba	Porsche Boxster S	196.72	8	16:37.907
3	Ross Morris	tba	Porsche Boxster 987	195.65	10	19:23.997
41	Kevin Molyneaux	tba	Porsche Boxster S	193.89	9	17:45.357
86	Ben McLoughlin	tba	Porsche Boxster S	191.48	7	12:06.787
46	Wayne Minogue	tba	Porsche Boxster S	189.80	11	20:53.098
39	Ollie Coles	tba	Porsche Boxster S	189.47	10	19:36.461
21	Sam Beckett	tba	Porsche Boxster S	189.14	9	19:00.143
600	Simon Ruffell-Ward	tba	Porsche Boxster S	188.81	8	14:04.556
10	Julian Morris	tba	Porsche Boxster S	187.17	11	20:45.541
32	Christian Short	tba	Porsche Boxster S	186.20	8	15:18.657
35	Jamie Woods	tba	Porsche Boxster S	185.88	6	11:17.524
6	Mike Thompson	tba	Porsche Boxster S	184.93	10	19:59.787
25	Matt Kyle-Henney	tba	Porsche Boxster S	184.93	12	20:48.993
49	Steven Shore	tba	Porsche Boxster S	183.05	10	19:40.530
55	Scot Adams	tba	Porsche Boxster S	177.92	11	19:50.677
22	Mark McCullough	tba	Porsche Boxster S	170.61	5	10:02.418
69	Mark Duncan	tba	Porsche Boxster S	163.38	4	6:18.947
24		tba	Porsche Boxster S			
80		tba	Porsche Boxster S			
12		tba	Porsche Boxster S			
15		tba	Porsche 996 C2			
36		tba	Porsche Cayman S			





Porsche Club

Start Grid Race 1

Official



Brands Hatch, Length: 3916m
Weather condition: Dry

Saturday, May 4, 2019 11:55:00

69	Mark Duncan	1:58.678	18	22	Mark McCullough	1:53.956
6	Mike Thompson	1:52.683	17	55	Scot Adams	1:52.122
49	Steven Shore	1:51.757	16	600	Simon Ruffell-Ward	1:50.304
80	Paul Blakesey	1:49.993	15	24	Carl Hazelton	1:49.956
10	Julian Morris	1:49.557	14	35	Jamie Woods	1:48.899
21	Sam Beckett	1:48.487	13	39	Ollie Coles	1:48.299
46	Wayne Minogue	1:47.855	12	32	Christian Short	1:47.492
86	Ben McLoughlin	1:44.647	11	33	Alastair Iles	1:47.554
59	Del Brett	1:46.820	10	41	Kevin Molyneaux	1:45.578
25	Matt Kyle-Henney	1:45.260	9	68	Steve Freeman	1:44.383
50	James Caley	1:44.333	8	45	Paul Seagrave	1:43.506
66	Trevor Lewis	1:43.213	7	3	Ross Morris	1:42.150
9	Chris Dyer	1:40.430	6	4	Andy Toon	1:40.373
44	Jake McAleer	1:39.086	5	43	Steve Cheetham	1:39.034
14	Mark McAleer	1:38.924	4	42	James Birch	1:38.773
11	Craig Wilkins	1:38.444	3	16	Kevin Harrison	1:38.378
2	Peter Morris	1:37.628	2	7	Michael Price	1:37.407
23	Simon Clark	1:36.984	1			

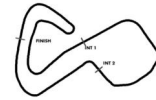
POLE POSITION

STARTLINE

Steward: David Simons

Steward: Bill Shewan

Steward: Tony Johnstone



Provisional

Result List

Stewards / Race Management

STEWARD	David Simons
STEWARD	Bill Shewan
STEWARD	Tony Johnstone
RACE DIRECTOR	
CLERK OF THE COURSE	Simon Gnana-Pragasam
TECHNICAL DELEGATE	
CHIEF TIMEKEEPER	Steffen Ruhl

Weather Start/Finish

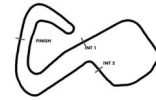
AIR	10.6°C
TRACK	16.3°C
CONDITIONS	Dry
PRESSURE	1005 hPa
AIR	11.1°C
TRACK	19.7°C
CONDITIONS	Dry
PRESSURE	1005 hPa

Track Information

GREEN FLAG	11:56:54
CHEQUERED FLAG	12:21:58
SAFETY CAR PHASE	0
FULL COURSE YELLOW PHASE	0
TRACK NAME	Brands Hatch
TRACK LENGTH	3916m
TURN COUNT	9
TOTAL DISTANCE	58.74km

STARTED: 35 CLASSIFIED: 30 NOT CLASSIFIED: 5

Nr.	Drivers	Team	Laps	Total Time	Gap	Kph	Lap	Time	Kph
Cl.	Car	Entrant							
1	23 S.Clark		15	25:03.669		141.0	3	1:37.535	144.5
1	Porsche Cayman S	BigHand							
2	7 M.Price		15	25:09.184	5.515	140.7	2	1:38.380	143.2
1	Porsche 997 C2S	Forelle Estates							
3	16 K.Harrison		15	25:10.910	7.241	140.4	2	1:38.640	142.9
1	Porsche 996 C2	PTS							
4	11 C.Wilkins		15	25:11.627	7.958	140.4	2	1:39.025	142.3
1	Porsche 996 C2	KJ & TG							
5	2 P.Morris		15	25:11.712	8.043	140.5	2	1:38.335	143.3
1	Porsche 997 C2S	PMC Midlands							
6	14 M.McAleer		15	25:12.039	8.370	140.5	4	1:38.668	142.8
1	Porsche 997 C2S	RVR (UK) Racing with Car Tech & Care							
7	9 C.Dyer		15	25:13.724	10.055	140.5	5	1:38.741	142.7
1	Porsche Cayman S	Strasse							
8	4 A.Toon		15	25:13.927	10.258	140.5	5	1:38.808	142.6
1	Porsche 996 C2	EPC Ltd							
9	44 J.McAleer		15	25:18.494	14.825	140.2	8	1:39.393	141.8
1	Porsche 996 C2	RVR (UK) Racing with Car Tech & Care							
10	42 J.Birch		15	25:24.312	20.643	139.5	3	1:39.680	141.4
1	Porsche Cayman S	STARC							
11	50 J.Caley		15	26:06.057	1:02.388	136.1	13	1:42.135	138.0
1	Porsche 997 C2S	Trofeo Cars							
12	3 R.Morris		15	26:07.437	1:03.768	135.7	2	1:42.779	137.1
2	Porsche Boxster 987	PMC Midlands							
13	66 T.Lewis		15	26:10.689	1:07.020	135.5	10	1:42.677	137.3
2	Porsche Boxster S	Lewis Trevor							
14	41 K.Molyneaux		15	26:11.150	1:07.481	135.7	11	1:42.521	137.5
2	Porsche Boxster S	Molyneaux Kevin							
15	45 P.Seagrave		15	26:20.620	1:16.951	134.5	2	1:43.785	135.8
2	Porsche Boxster S	Seagrave Paul							
16	86 B.McLoughlin		15	26:21.065	1:17.396	134.9	13	1:43.902	135.6
3	Porsche Boxster S	Porsche Centre Bournemouth							
17	59 D.Brett		15	26:44.465	1:40.796	132.7	5	1:44.695	134.6
1	Porsche 997 C2S	Future Inns							
18	68 S.Freeman		15	26:45.696	1:42.027	132.4	5	1:44.335	135.1
2	Porsche Boxster S	Freeman Steve							
19	25 M.Kyle-Henney		14	25:16.731	1 LAP	131.1	3	1:45.640	133.4
2	Porsche Boxster S	Kyle-Henney Matt							
20	32 C.Short		14	25:24.846	1 LAP	130.6	12	1:46.544	132.3
3	Porsche Boxster S	Porsche Centre Wolverhampton							
21	46 W.Minogue		14	25:26.817	1 LAP	130.2	12	1:46.650	132.1
3	Porsche Boxster S	Porsche Centre Nottingham							
22	39 O.Coles		14	25:27.049	1 LAP	130.3	8	1:46.558	132.2
3	Porsche Boxster S	Porsche Centre Swindon							



Provisional

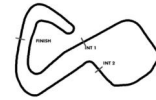
Result List

Nr.	Drivers	Team	Laps	Total Time	Gap	Kph	Lap	Time	Kph
Cl.	Car	Entrant							
23	33 A.Iles		14	25:43.829	1 LAP	129.0	2	1:47.903	130.6
1	Porsche 997 C2S	Trofeo Cars							
24	10 J.Morris		14	25:54.235	1 LAP	128.2	12	1:48.516	129.9
3	Porsche Boxster S	Elite Motors							
25	600 S.Ruffell-Ward		14	25:55.657	1 LAP	128.0	12	1:47.365	131.3
3	Porsche Boxster S	Porsche Centre Leeds							
26	6 M.Thompson		14	26:00.921	1 LAP	127.9	12	1:48.378	130.0
3	Porsche Boxster S	Porsche Centre Bolton							
27	80 P.Blakesey		14	26:01.775	1 LAP	127.6	12	1:47.873	130.6
3	Porsche Boxster S	Porsche Centre Cambridge							
28	24 C.Hazelton		13	25:14.325	2LAPS	121.9	6	1:49.452	128.8
3	Porsche Boxster S	Porsche Centre Chester							
29	55 S.Adams		13	25:25.935	2LAPS	121.2	7	1:52.277	125.5
3	Porsche Boxster S	Porsche Centre Cardiff							
30	22 M.McCullough		13	26:01.165	2LAPS	118.1	3	1:52.549	125.2
3	Porsche Boxster S	Porsche Centre Hatfield							
Not classified									
21	S.Beckett		13	24:03.214	2LAPS	128.1	12	1:46.583	132.2
3	Porsche Boxster S	Porsche Centre Wilmslow							
49	S.Shore		9	17:07.455	6LAPS	125.1	3	1:51.407	126.5
3	Porsche Boxster S	Shorade							
43	S.Cheetham		9	19:37.909	6LAPS	105.3	3	1:38.302	143.4
1	Porsche Cayman S	Lodge Sports							
69	M.Duncan		7	13:20.658	8LAPS	125.8	6	1:50.909	127.1
3	Porsche Boxster S	Porsche Centre Glasgow							
35	J.Woods		4	9:46.624	11LAPS	93.5	2	1:48.259	130.2
3	Porsche Boxster S	Premier Panel Skills							

Fastest lap of the race. Car 23 driver Simon Clark on lap 3. Time 1:37.535, average speed 144.5 km/h.

Subject to final scrutineering!

Publication time:	Race Director:	Timekeeper: Steffen Ruhl
-------------------	----------------	--------------------------



Provisional

Class Result List

Stewards / Race Management

STEWARD	David Simons
STEWARD	Bill Shewan
STEWARD	Tony Johnstone
RACE DIRECTOR	
CLERK OF THE COURSE	Simon Gnana-Pragasam
TECHNICAL DELEGATE	
CHIEF TIMEKEEPER	Steffen Ruhl

Weather Start/Finish

AIR	10.6°C
TRACK	16.3°C
CONDITIONS	Dry
PRESSURE	1005 hPa
AIR	11.1°C
TRACK	19.7°C
CONDITIONS	Dry
PRESSURE	1005 hPa

Track Information

GREEN FLAG	11:56:54
CHEQUERED FLAG	12:21:58
SAFETY CAR PHASE	0
FULL COURSE YELLOW PHASE	0
TRACK NAME	Brands Hatch
TRACK LENGTH	3916m
TURN COUNT	9
TOTAL DISTANCE	58.74km

STARTED: 35 CLASSIFIED: 30 NOT CLASSIFIED: 5

Nr. Drivers	Team	Laps	Total Time	Gap	Kph	Lap	Time	Kph
Car	Entrant							

CLASS: 1

Started: 14 Classified: 13 Not Classified: 1

1	23 S.Clark Porsche Cayman S	BigHand	15	25:03.669		141.0	3	1:37.535	144.5
2	7 M.Price Porsche 997 C2S	Forelle Estates	15	25:09.184	5.515	140.7	2	1:38.380	143.2
3	16 K.Harrison Porsche 996 C2	PTS	15	25:10.910	7.241	140.4	2	1:38.640	142.9
4	11 C.Wilkins Porsche 996 C2	KJ & TG	15	25:11.627	7.958	140.4	2	1:39.025	142.3
5	2 P.Morris Porsche 997 C2S	PMC Midlands	15	25:11.712	8.043	140.5	2	1:38.335	143.3
6	14 M.McAleer Porsche 997 C2S	RVR (UK) Racing with Car Tech & Care	15	25:12.039	8.370	140.5	4	1:38.668	142.8
7	9 C.Dyer Porsche Cayman S	Strasse	15	25:13.724	10.055	140.5	5	1:38.741	142.7
8	4 A.Toon Porsche 996 C2	EPC Ltd	15	25:13.927	10.258	140.5	5	1:38.808	142.6
9	44 J.McAleer Porsche 996 C2	RVR (UK) Racing with Car Tech & Care	15	25:18.494	14.825	140.2	8	1:39.393	141.8
10	42 J.Birch Porsche Cayman S	STARC	15	25:24.312	20.643	139.5	3	1:39.680	141.4
11	50 J.Caley Porsche 997 C2S	Trofeo Cars	15	26:06.057	1:02.388	136.1	13	1:42.135	138.0
12	59 D.Brett Porsche 997 C2S	Future Inns	15	26:44.465	1:40.796	132.7	5	1:44.695	134.6
13	33 A.Iles Porsche 997 C2S	Trofeo Cars	14	25:43.829	1 LAP	129.0	2	1:47.903	130.6

Not classified

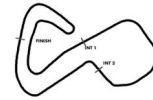
43 S.Cheetham Porsche Cayman S	Lodge Sports	9	19:37.909	6 LAPS	105.3	3	1:38.302	143.4
--	--------------	---	-----------	--------	-------	---	----------	-------

Fastest lap of the class. Car 23 driver Simon Clark on lap 3. Time 1:37.535, average speed 144.5 km/h.

CLASS: 2

Started: 6 Classified: 6 Not Classified: 0

1	3 R.Morris Porsche Boxster 987	PMC Midlands	15	26:07.437		135.7	2	1:42.779	137.1
2	66 T.Lewis Porsche Boxster S	Lewis Trevor	15	26:10.689	3.252	135.5	10	1:42.677	137.3
3	41 K.Molyneux Porsche Boxster S	Molyneux Kevin	15	26:11.150	3.713	135.7	11	1:42.521	137.5
4	45 P.Seagrave Porsche Boxster S	Seagrave Paul	15	26:20.620	13.183	134.5	2	1:43.785	135.8



Provisional

Class Result List

Nr.	Drivers	Team	Laps	Total Time	Gap	Kph	Lap	Time	Kph
	Car	Entrant							
5	68 S.Freeman		15	26:45.696	38.259	132.4	5	1:44.335	135.1
	Porsche Boxster S	Freeman Steve							
6	25 M.Kyle-Henney		14	25:16.731	1 LAP	131.1	3	1:45.640	133.4
	Porsche Boxster S	Kyle-Henney Matt							

Fastest lap of the class. Car 41 driver Kevin Molyneux on lap 11. Time 1:42.521, average speed 137.5 km/h.

CLASS: 3

Started: 15

Classified: 11

Not Classified: 4

1	86 B.McLoughlin		15	26:21.065		134.9	13	1:43.902	135.6
	Porsche Boxster S	Porsche Centre Bournemouth							
2	32 C.Short		14	25:24.846	1 LAP	130.6	12	1:46.544	132.3
	Porsche Boxster S	Porsche Centre Wolverhampton							
3	46 W.Minogue		14	25:26.817	1 LAP	130.2	12	1:46.650	132.1
	Porsche Boxster S	Porsche Centre Nottingham							
4	39 O.Coles		14	25:27.049	1 LAP	130.3	8	1:46.558	132.2
	Porsche Boxster S	Porsche Centre Swindon							
5	10 J.Morris		14	25:54.235	1 LAP	128.2	12	1:48.516	129.9
	Porsche Boxster S	Elite Motors							
6	600 S.Ruffell-Ward		14	25:55.657	1 LAP	128.0	12	1:47.365	131.3
	Porsche Boxster S	Porsche Centre Leeds							
7	6 M.Thompson		14	26:00.921	1 LAP	127.9	12	1:48.378	130.0
	Porsche Boxster S	Porsche Centre Bolton							
8	80 P.Blakesey		14	26:01.775	1 LAP	127.6	12	1:47.873	130.6
	Porsche Boxster S	Porsche Centre Cambridge							
9	24 C.Hazelton		13	25:14.325	2LAPS	121.9	6	1:49.452	128.8
	Porsche Boxster S	Porsche Centre Chester							
10	55 S.Adams		13	25:25.935	2LAPS	121.2	7	1:52.277	125.5
	Porsche Boxster S	Porsche Centre Cardiff							
11	22 M.McCullough		13	26:01.165	2LAPS	118.1	3	1:52.549	125.2
	Porsche Boxster S	Porsche Centre Hatfield							

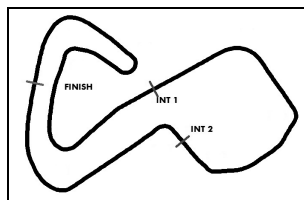
Not classified

21	S.Beckett		13	24:03.214	2LAPS	128.1	12	1:46.583	132.2
	Porsche Boxster S	Porsche Centre Wilmslow							
49	S.Shore		9	17:07.455	6LAPS	125.1	3	1:51.407	126.5
	Porsche Boxster S	Shorade							
69	M.Duncan		7	13:20.658	8LAPS	125.8	6	1:50.909	127.1
	Porsche Boxster S	Porsche Centre Glasgow							
35	J.Woods		4	9:46.624	11LAPS	93.5	2	1:48.259	130.2
	Porsche Boxster S	Premier Panel Skills							

Fastest lap of the class. Car 86 driver Ben McLoughlin on lap 13. Time 1:43.902, average speed 135.6 km/h.

Subject to final scrutineering!

Publication time:	Race Director:	Timekeeper: Steffen Ruhl
-------------------	----------------	--------------------------



Porsche Club

Sector List Race 1

Provisional



Brands Hatch, Length: 3916m
 Air temperature: 11.29°C
 Track temperature: 19.26°C
 Weather condition: Dry



Saturday, May 4, 2019 11:55:00

Lap	Time	SE1	SP1	SE2	SP2	SE3	SP3	TSP	Lap	Time	SE1	SP1	SE2	SP2	SE3	SP3	TSP
41 Molyneux									theoretical besttime: 1:42.313								
1	1:56.834	43.128	146	48.596	135	25.110	187	175	9	1:43.790	31.971	150	46.603	134	25.216	183	193
2	1:44.494	32.229	148	47.230	132	25.035	186	193	10	1:42.566	31.646	150	46.104	139	24.816	183	194
3	1:45.068	32.426	148	47.177	134	25.465	183	192	11	1:42.521	31.475	151	46.165	142	24.881	183	193
4	1:44.819	32.177	149	47.290	135	25.352	184	192	12	1:43.593	31.933	151	46.696	139	24.964	183	191
5	1:44.356	32.418	151	46.781	134	25.157	184	193	13	1:43.390	31.699	152	46.192	134	25.499	183	193
6	1:45.560	32.232	143	47.635	131	25.693	180	192	14	1:43.212	32.310	150	46.168	138	24.734	183	193
7	1:43.710	32.415	151	46.413	135	24.882	184	192	15	1:43.874	32.504	149	46.479	134	24.891	182	192
8	1:43.363	32.111	151	46.343	141	24.909	184	192									

42 Birch,									theoretical besttime: 1:39.296								
1	1:50.031	40.316	148	45.463	143	24.252	189	191	9	1:40.217	31.370	153	44.386	146	24.461	186	194
2	1:40.576	31.301	156	45.118	150	24.157	189	194	10	1:41.179	31.609	152	44.975	148	24.595	185	193
3	1:39.680	30.978	152	44.694	152	24.008	188	193	11	1:42.158	32.104	147	45.522	150	24.532	189	194
4	1:39.930	31.292	155	44.362	150	24.276	188	193	12	1:41.915	31.957	156	44.967	149	24.991	182	191
5	1:40.978	31.860	148	44.942	147	24.176	188	192	13	1:41.697	31.868	150	45.125	145	24.704	185	192
6	1:41.676	31.444	156	45.437	145	24.795	189	193	14	1:41.054	31.660	155	45.188	149	24.206	182	190
7	1:40.453	31.218	154	45.279	149	23.956	187	194	15	1:42.922	32.061	154	45.787	144	25.074	176	187
8	1:39.846	31.110	157	44.726	151	24.010	187	193									

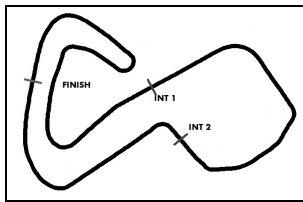
43 Cheetham									theoretical besttime: 1:38.280								
1	1:47.858	38.634	156	45.299	141	23.925	195	204	6	1:40.048	31.921	157	44.487	149	23.640	196	206
2	1:39.621	31.926	157	44.042	148	23.653	197	204	7	1:40.295	31.823	155	44.426	143	24.046	197	205
3	1:38.302	31.033	159	43.752	148	23.517	193	206	8	1:39.844	31.585	155	44.327	143	23.932	196	204
4	1:38.853	31.011	159	43.993	142	23.849	195	206	9	6:13.762	31.662	158	1:02.272	120	4:39.828		205
5	1:39.326	31.218	159	44.273	139	23.835	197	206									

44 McAleer									theoretical besttime: 1:39.120								
1	1:51.441	41.422	150	45.795	140	24.224	195	202	9	1:40.475	31.582	162	44.765	143	24.128	196	204
2	1:39.779	31.861	161	44.258	150	23.660	198	206	10	1:40.273	31.579	162	44.632	146	24.062	195	205
3	1:40.337	31.459	163	44.213	154	24.665	195	206	11	1:43.142	33.966	152	44.814	154	24.362	197	205
4	1:39.826	31.455	162	44.383	150	23.988	196	206	12	1:40.687	31.695	159	44.705	143	24.287	197	203
5	1:40.014	31.372	163	44.787	149	23.855	197	193	13	1:39.554	31.397	162	44.321	144	23.836	196	204
6	1:40.660	31.572	156	44.839	147	24.249	196	205	14	1:41.141	31.681	162	45.495	147	23.965	197	205
7	1:40.189	31.270	163	45.132	145	23.787	197	206	15	1:41.583	32.230	161	44.826	152	24.527	157	205
8	1:39.393	31.247	162	44.410	148	23.736	198	206									

45 Seagrave									theoretical besttime: 1:43.610								
1	1:54.178	41.902	146	47.511	137	24.765	190	189	9	1:44.631	33.338	151	46.603	138	24.690	187	194
2	1:43.785	32.681	152	46.410	138	24.694	189	197	10	1:44.321	33.093	150	46.377	138	24.851	187	193
3	1:44.171	32.845	151	46.653	142	24.673	187	194	11	1:43.893	32.599	150	46.466	139	24.828	187	193
4	1:45.032	33.394	150	46.661	136	24.977	188	194	12	1:44.695	32.978	150	46.598	137	25.119	187	193
5	1:46.368	33.596	148	47.859	139	24.913	186	189	13	1:44.127	32.560	152	46.769	140	24.798	188	192
6	1:46.527	32.610	148	48.778	138	25.139	188	195	14	1:44.432	32.793	150	46.669	139	24.970	187	191
7	1:44.437	32.873	148	46.686	139	24.878	187	196	15	1:44.843	32.715	147	47.131	135	24.997	181	193
8	1:45.180	33.090	149	47.000	138	25.090	187	193									

46 Minogue									theoretical besttime: 1:46.157								
1	2:00.141	45.522	141	49.194	138	25.425	184	189	8	1:47.406	33.756	148	48.186	138	25.464	179	188
2	1:47.982	33.933	147	48.665	137	25.384	182	189	9	1:49.269	35.371	148	48.260	140	25.638	181	188
3	1:48.163	34.251	145	48.251	137	25.661	182	189	10	1:50.642	36.018	142	49.139	138	25.485	182	189
4	1:47.566	33.882	148	47.991	138	25.693	181	188	11	1:48.654	34.765	145	48.168	137	25.721	181	189
5	1:47.920	34.005	149	48.167	139	25.748	180	188	12	1:46.650	33.746	144	47.327	143	25.577	182	188
6	1:47.837	33.902	148	48.377	140	25.558	180	188	13	1:49.821	35.601	140	48.630	136	25.590	181	189
7	1:47.316	33.879	147	48.041	135	25.396	182	187	14	1:47.450	33.446	148	48.291	141	25.713	179	186





Porsche Club

Sector List Race 1

Provisional



Brands Hatch, Length: 3916m
 Air temperature: 11.29°C
 Track temperature: 19.26°C
 Weather condition: Dry



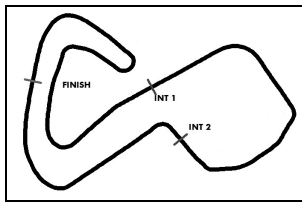
Saturday, May 4, 2019 11:55:00

Lap	Time	SE1	SP1	SE2	SP2	SE3	SP3	TSP	Lap	Time	SE1	SP1	SE2	SP2	SE3	SP3	TSP
69	Duncan	theoretical besttime: 1:50.470															
1	2:08.527	49.768	134	52.374	115	26.385	179	167	5	1:51.976	35.014	144	50.612	125	26.350	180	180
2	1:52.039	35.091	144	50.568	123	26.380	181	178	6	1:50.909	34.902	143	49.664	127	26.343	179	182
3	1:51.781	34.571	139	50.824	122	26.386	179	181	7	1:51.530	35.623	141	49.672	125	26.235	177	177
4	1:53.896	35.768	142	51.665	120	26.463	180	173									

80	Blakesey	theoretical besttime: 1:47.244															
1	2:06.047	48.444	136	51.137	128	26.466	184	179	8	1:51.509	33.664	143	50.565	112	27.280	180	183
2	1:50.452	34.875	141	49.378	133	26.199	182	187	9	1:52.108	34.330	149	49.976	108	27.802	181	183
3	1:50.777	34.259	146	50.294	126	26.224	183	181	10	1:51.455	35.544	137	50.263	130	25.648	183	186
4	1:50.948	34.952	144	50.159	129	25.837	184	185	11	1:48.793	33.956	144	49.238	129	25.599	182	185
5	1:49.773	33.763	147	49.653	126	26.357	182	181	12	1:47.873	34.016	148	48.004	140	25.853	183	191
6	1:50.164	35.112	144	49.392	130	25.660	183	183	13	1:48.845	34.375	146	48.894	136	25.576	183	184
7	1:49.237	33.739	145	49.228	134	26.270	183	181	14	1:53.794	34.065	145	53.263	121	26.466	183	183

86	McLoughlin	theoretical besttime: 1:43.755															
1	1:58.407	44.404	143	48.674	129	25.329	185	189	9	1:44.647	33.001	148	46.651	139	24.995	183	191
2	1:45.187	33.112	147	46.980	138	25.095	184	191	10	1:44.424	32.731	150	46.537	141	25.156	182	190
3	1:44.485	32.782	148	46.673	138	25.030	184	190	11	1:44.522	32.899	146	46.466	142	25.157	183	190
4	1:44.194	32.838	149	46.482	139	24.874	186	191	12	1:44.142	32.760	148	46.524	142	24.858	183	190
5	1:44.151	32.797	149	46.466	140	24.888	185	191	13	1:43.902	32.579	149	46.400	141	24.923	184	190
6	1:44.565	32.695	149	46.674	129	25.196	183	191	14	1:43.910	32.634	149	46.500	140	24.776	184	190
7	1:45.784	33.718	149	46.555	143	25.511	182	190	15	1:44.625	32.761	148	46.932	137	24.932	184	189
8	1:44.120	32.770	147	46.497	138	24.853	185	190									

600	Ruffell-Ward	theoretical besttime: 1:47.273															
1	2:04.740	47.903	137	50.654	133	26.183	180	184	8	1:52.258	33.979	146	50.849	116	27.430	177	183
2	1:48.527	33.895	146	48.714	132	25.918	181	187	9	1:52.083	34.203	147	50.059	115	27.821	175	187
3	1:49.666	34.038	145	49.483	135	26.145	180	185	10	1:50.067	34.411	145	49.285	131	26.371	179	164
4	1:53.134	35.709	127	51.134	129	26.291	180	183	11	1:50.373	35.010	142	49.235	136	26.128	181	181
5	1:49.976	34.292	146	49.401	133	26.283	181	176	12	1:47.365	33.685	147	47.670	138	26.010	180	187
6	1:49.862	34.287	144	49.233	132	26.342	179	182	13	1:48.179	33.883	146	48.204	134	26.092	181	187
7	1:50.495	34.840	142	49.454	130	26.201	179	184	14	1:48.932	33.807	146	48.822	130	26.303	179	187



Porsche Club

Top speed list Race 1



Provisional

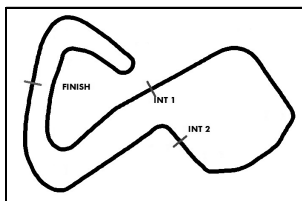
Brands Hatch, Length: 3916m
 Air temperature: 11.29°C
 Track temperature: 19.26°C
 Weather condition: Dry



Saturday, May 4, 2019 11:55:00

#	Name (NAT)	Team	Car name	Speed	Lap	Race time
14	Mark McAleer		Porsche 997 C2S	212.59	10	15:56.824
7	Michael Price		Porsche 997 C2S	211.35	4	5:52.869
2	Peter Morris		Porsche 997 C2S	209.30	2	2:36.005
23	Simon Clark		Porsche Cayman S	208.09	8	12:24.619
4	Andy Toon		Porsche 996 C2	207.29	7	10:56.379
16	Kevin Harrison		Porsche 996 C2	207.29	15	24:19.753
44	Jake McAleer		Porsche 996 C2	206.89	7	11:01.320
9	Chris Dyer		Porsche Cayman S	206.89	13	21:01.279
43	Steve Cheetham		Porsche Cayman S	206.50	6	9:13.924
11	Craig Wilkins		Porsche 996 C2	206.10	3	4:14.688
59	Del Brett		Porsche 997 C2S	201.11	13	22:18.023
66	Trevor Lewis		Porsche Boxster S	200.74	2	2:46.391
50	James Caley		Porsche 997 C2S	200.37	8	13:11.777
68	Steve Freeman		Porsche Boxster S	198.89	2	2:47.657
33	Alastair Iles		Porsche 997 C2S	198.52	8	13:51.986
45	Paul Seagrave		Porsche Boxster S	197.08	2	2:45.813
3	Ross Morris		Porsche Boxster 987	195.65	2	2:44.432
41	Kevin Molyneaux		Porsche Boxster S	194.94	10	16:42.578
42	James Birch		Porsche Cayman S	194.59	2	2:39.916
25	Matt Kyle-Henney		Porsche Boxster S	193.89	2	2:51.558
86	Ben McLoughlin		Porsche Boxster S	191.48	2	2:50.918
10	Julian Morris		Porsche Boxster S	191.48	11	19:30.245
21	Sam Beckett		Porsche Boxster S	191.15	2	2:57.091
80	Paul Blakesey		Porsche Boxster S	191.15	12	21:25.103
39	Ollie Coles		Porsche Boxster S	190.81	5	8:18.874
46	Wayne Minogue		Porsche Boxster S	189.80	2	2:54.044
32	Christian Short		Porsche Boxster S	189.80	6	10:06.618
24	Carl Hazelton		Porsche Boxster S	189.14	5	8:35.499
600	Simon Ruffell-Ward		Porsche Boxster S	187.82	12	21:24.647
6	Mike Thompson		Porsche Boxster S	187.50	10	17:47.793
35	Jamie Woods		Porsche Boxster S	184.93	2	3:08.054
49	Steven Shore		Porsche Boxster S	183.98	4	6:45.511
69	Mark Duncan		Porsche Boxster S	182.43	6	10:33.503
22	Mark McCullough		Porsche Boxster S	179.40	7	13:22.685
55	Scot Adams		Porsche Boxster S	175.32	7	12:53.869





Porsche Club

Start Grid Race 2

Official

Saturday, May 4, 2019 17:00:00



 BRANDS HATCH 2019

Brands Hatch, Length: 3916m

69	2:03.502	18	22	1:55.367
Mark Duncan			Mark McCullough	
6	1:53.514	17	55	1:52.921
Mike Thompson			Scot Adams	
600	1:51.960	16	49	1:51.770
Simon Ruffell-Ward			Steven Shore	
80	1:51.517	15	24	1:50.931
Paul Blakesley			Carl Hazelton	
10	1:50.492	14	39	1:50.281
Julian Morris			Ollie Coles	
21	1:49.684	13	35	1:49.332
Sam Beckett			Jamie Woods	
32	1:48.274	12	46	1:48.193
Christian Short			Wayne Minogue	
86	1:45.275	11		
Ben McLoughlin				
33	1:47.714	10	59	1:47.131
Alastair Iles			Del Brett	
25	1:46.913	9	41	1:46.714
Matt Kyle-Henney			Kevin Molyneaux	
68	1:45.969	8	66	1:45.531
Steve Freeman			Trevor Lewis	
50	1:44.605	7	45	1:43.854
James Caley			Paul Seagrave	
3	1:42.507	6	9	1:40.475
Ross Morris			Chris Dyer	
4	1:40.417	5	43	1:39.954
Andy Toon			Steve Cheetham	
14	1:39.604	4	44	1:39.468
Mark McAleer			Jake McAleer	
11	1:38.808	3	16	1:38.445
Craig Wilkins			Kevin Harrison	
2	1:38.156	2	7	1:37.893
Peter Morris			Michael Price	
23	1:37.645	1		
Simon Clark				

POLE POSITION

STARTLINE

Steward: David Simons

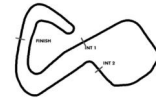
Steward: Bill Shewan

Steward: Tony Johnstone

ver: 1.0

Page 1/ 1 printed: 4.5.2019 15:14





Provisional

Result List

Stewards / Race Management

STEWARD	David Simons
STEWARD	Bill Shewan
STEWARD	Tony Johnstone
RACE DIRECTOR	
CLERK OF THE COURSE	Simon Gnana-Pragasam
TECHNICAL DELEGATE	
CHIEF TIMEKEEPER	Steffen Ruhl

Weather Start/Finish

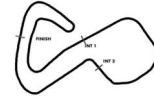
AIR	8.8°C
TRACK	9.1°C
CONDITIONS	Wet
PRESSURE	1005 hPa
AIR	8.4°C
TRACK	8.9°C
CONDITIONS	Wet
PRESSURE	1005 hPa

Track Information

GREEN FLAG	17:21:26
CHEQUERED FLAG	17:40:53
SAFETY CAR PHASE	1
FULL COURSE YELLOW PHASE	0
TRACK NAME	Brands Hatch
TRACK LENGTH	3916m
TURN COUNT	9
TOTAL DISTANCE	35.24km

STARTED: 33 CLASSIFIED: 31 NOT CLASSIFIED: 2

Nr.	Drivers	Team	Laps	Total Time	Gap	Kph	Lap	Time	Kph
Cl.	Car	Entrant							
1	23 S.Clark		9	19:27.621		108.6	7	1:49.339	128.9
1	Porsche Cayman S	BigHand							
2	11 C.Wilkins		9	19:30.066	2.445	108.4	7	1:49.735	128.4
1	Porsche 996 C2	KJ & TG							
3	7 M.Price		9	19:32.861	5.240	108.2	7	1:49.862	128.3
1	Porsche 997 C2S	Forelle Estates							
4	2 P.Morris		9	19:33.744	6.123	108.1	7	1:49.739	128.4
1	Porsche 997 C2S	PMC Midlands							
5	16 K.Harrison		9	19:35.518	7.897	108.0	7	1:49.828	128.3
1	Porsche 996 C2	PTS							
6	4 A.Toon		9	19:41.218	13.597	107.7	9	1:51.037	126.9
1	Porsche 996 C2	EPC Ltd							
7	44 J.McAleer		9	19:43.874	16.253	107.7	6	1:52.080	125.7
1	Porsche 996 C2	RVR (UK) Racing with Car Tech & Care							
8	14 M.McAleer		9	19:44.502	16.881	107.3	6	1:50.921	127.0
1	Porsche 997 C2S	RVR (UK) Racing with Car Tech & Care							
9	43 S.Cheetham		9	20:13.626	46.005	104.3	7	1:55.865	121.6
1	Porsche Cayman S	Lodge Sports							
10	9 C.Dyer		9	20:15.517	47.896	105.0	9	1:56.488	121.0
1	Porsche Cayman S	Strasse							
11	66 T.Lewis		9	20:19.085	51.464	105.5	8	1:56.869	120.6
2	Porsche Boxster S	Lewis Trevor							
12	25 M.Kyle-Henney		9	20:22.567	54.946	104.7	9	1:57.991	119.4
2	Porsche Boxster S	Kyle-Henney Matt							
13	59 D.Brett		9	20:30.398	1:02.777	104.0	9	1:58.415	119.0
1	Porsche 997 C2S	Future Inns							
14	86 B.McLoughlin		9	20:38.382	1:10.761	103.6	9	1:59.205	118.2
3	Porsche Boxster S	Porsche Centre Bournemouth							
15	80 P.Blakesley		9	21:02.726	1:35.105	102.5	9	2:02.596	114.9
3	Porsche Boxster S	Porsche Centre Cambridge							
16	46 W.Minogue		9	21:06.705	1:39.084	101.2	9	2:03.341	114.2
3	Porsche Boxster S	Porsche Centre Nottingham							
17	32 C.Short		9	21:06.884	1:39.263	101.3	9	2:03.415	114.2
3	Porsche Boxster S	Porsche Centre Wolverhampton							
18	600 S.Ruffell-Ward		9	21:29.880	2:02.259	100.1	9	2:08.195	109.9
3	Porsche Boxster S	Porsche Centre Leeds							
19	41 K.Molyneaux		8	19:39.229	1 LAP	97.4	7	2:11.692	107.0
2	Porsche Boxster S	Molyneaux Kevin							
20	50 J.Caley		8	19:40.046	1 LAP	98.0	7	2:09.473	108.8
1	Porsche 997 C2S	Trofeo Cars							
21	6 M.Thompson		8	19:41.055	1 LAP	97.4	7	2:13.082	105.9
3	Porsche Boxster S	Porsche Centre Bolton							
22	33 A.Iles		8	19:44.116	1 LAP	97.4	8	2:10.379	108.1
1	Porsche 997 C2S	Trofeo Cars							



Provisional

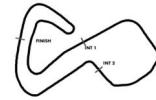
Result List

Nr.	Drivers	Team	Laps	Total Time	Gap	Kph	Lap	Time	Kph
Cl.	Car	Entrant							
23	24 C.Hazelton		8	19:53.340	1 LAP	96.1	6	2:15.100	104.3
3	Porsche Boxster S	Porsche Centre Chester							
24	45 P.Seagrave		8	19:54.717	1 LAP	95.4	8	2:14.739	104.6
2	Porsche Boxster S	Seagrave Paul							
25	49 S.Shore		8	19:58.964	1 LAP	96.1	7	2:16.447	103.3
3	Porsche Boxster S	Shorade							
26	21 S.Beckett		8	20:03.176	1 LAP	94.8	6	2:11.069	107.5
3	Porsche Boxster S	Porsche Centre Wilmslow							
27	39 O.Coles		8	20:03.929	1 LAP	102.5	8	2:10.097	108.3
3	Porsche Boxster S	Porsche Centre Swindon							
28	10 J.Morris		8	20:06.405	1 LAP	95.6	8	2:13.146	105.8
3	Porsche Boxster S	Elite Motors							
29	55 S.Adams		8	20:16.778	1 LAP	94.8	8	2:16.086	103.5
3	Porsche Boxster S	Porsche Centre Cardiff							
30	22 M.McCullough		8	20:18.069	1 LAP	94.8	8	2:15.214	104.2
3	Porsche Boxster S	Porsche Centre Hatfield							
31	35 J.Woods		8	20:20.624	1 LAP	93.4	8	2:17.602	102.4
3	Porsche Boxster S	Premier Panel Skills							
Not classified									
68	S.Freeman		6	19:51.092	3LAPS	111.5	6	2:04.157	113.5
2	Porsche Boxster S	Freeman Steve							
3	R.Morris								
2	Porsche Boxster 987	PMC Midlands							
Did not start									
69	M.Duncan								
3	Porsche Boxster S	Porsche Centre Glasgow							

Fastest lap of the race. Car 23 driver Simon Clark on lap 7. Time 1:49.339, average speed 128.9 km/h.

Subject to final scrutineering!

Publication time:	Race Director:	Timekeeper: Steffen Ruhl
-------------------	----------------	--------------------------



Provisional

Class Result List

Stewards / Race Management

STEWARD	David Simons
STEWARD	Bill Shewan
STEWARD	Tony Johnstone
RACE DIRECTOR	
CLERK OF THE COURSE	Simon Gnana-Pragasam
TECHNICAL DELEGATE	
CHIEF TIMEKEEPER	Steffen Ruhl

Weather Start/Finish

AIR	8.8°C
TRACK	9.1°C
CONDITIONS	Wet
PRESSURE	1005 hPa
AIR	8.4°C
TRACK	8.9°C
CONDITIONS	Wet
PRESSURE	1005 hPa

Track Information

GREEN FLAG	17:21:26
CHEQUERED FLAG	17:40:53
SAFETY CAR PHASE	1
FULL COURSE YELLOW PHASE	0
TRACK NAME	Brands Hatch
TRACK LENGTH	3916m
TURN COUNT	9
TOTAL DISTANCE	35.24km

STARTED: 33 CLASSIFIED: 31 NOT CLASSIFIED: 2

Nr.	Drivers	Team	Laps	Total Time	Gap	Kph	Lap	Time	Kph
	Car	Entrant							

CLASS: 1

Started: 13 Classified: 13 Not Classified: 0

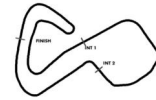
1	23 S.Clark Porsche Cayman S	BigHand	9	19:27.621		108.6	7	1:49.339	128.9
2	11 C.Wilkins Porsche 996 C2	KJ & TG	9	19:30.066	2.445	108.4	7	1:49.735	128.4
3	7 M.Price Porsche 997 C2S	Forelle Estates	9	19:32.861	5.240	108.2	7	1:49.862	128.3
4	2 P.Morris Porsche 997 C2S	PMC Midlands	9	19:33.744	6.123	108.1	7	1:49.739	128.4
5	16 K.Harrison Porsche 996 C2	PTS	9	19:35.518	7.897	108.0	7	1:49.828	128.3
6	4 A.Toon Porsche 996 C2	EPC Ltd	9	19:41.218	13.597	107.7	9	1:51.037	126.9
7	44 J.McAleer Porsche 996 C2	RVR (UK) Racing with Car Tech & Care	9	19:43.874	16.253	107.7	6	1:52.080	125.7
8	14 M.McAleer Porsche 997 C2S	RVR (UK) Racing with Car Tech & Care	9	19:44.502	16.881	107.3	6	1:50.921	127.0
9	43 S.Cheetham Porsche Cayman S	Lodge Sports	9	20:13.626	46.005	104.3	7	1:55.865	121.6
10	9 C.Dyer Porsche Cayman S	Strasse	9	20:15.517	47.896	105.0	9	1:56.488	121.0
11	59 D.Brett Porsche 997 C2S	Future Inns	9	20:30.398	1:02.777	104.0	9	1:58.415	119.0
12	50 J.Caley Porsche 997 C2S	Trofeo Cars	8	19:40.046	1 LAP	98.0	7	2:09.473	108.8
13	33 A.Iles Porsche 997 C2S	Trofeo Cars	8	19:44.116	1 LAP	97.4	8	2:10.379	108.1

Fastest lap of the class. Car 23 driver Simon Clark on lap 7. Time 1:49.339, average speed 128.9 km/h.

CLASS: 2

Started: 6 Classified: 4 Not Classified: 2

1	66 T.Lewis Porsche Boxster S	Lewis Trevor	9	20:19.085		105.5	8	1:56.869	120.6
2	25 M.Kyle-Henney Porsche Boxster S	Kyle-Henney Matt	9	20:22.567	3.482	104.7	9	1:57.991	119.4
3	41 K.Molyneaux Porsche Boxster S	Molyneaux Kevin	8	19:39.229	1 LAP	97.4	7	2:11.692	107.0
4	45 P.Seagrave Porsche Boxster S	Seagrave Paul	8	19:54.717	1 LAP	95.4	8	2:14.739	104.6
Not classified									
	68 S.Freeman Porsche Boxster S	Freeman Steve	6	19:51.092	3LAPS	111.5	6	2:04.157	113.5



Provisional

Class Result List

Nr.	Drivers	Team	Laps	Total Time	Gap	Kph	Lap	Time	Kph
	Car	Entrant							

3	R.Morris	PMC Midlands							
	Porsche Boxster 987								

Fastest lap of the class. Car 66 driver Trevor Lewis on lap 8. Time 1:56.869, average speed 120.6 km/h.

CLASS: 3

Started: 14 Classified: 14 Not Classified: 0

1	86 B.McLoughlin	Porsche Centre Bournemouth	9	20:38.382		103.6	9	1:59.205	118.2
	Porsche Boxster S								
2	80 P.Blakesley	Porsche Centre Cambridge	9	21:02.726	24.344	102.5	9	2:02.596	114.9
	Porsche Boxster S								
3	46 W.Minogue	Porsche Centre Nottingham	9	21:06.705	28.323	101.2	9	2:03.341	114.2
	Porsche Boxster S								
4	32 C.Short	Porsche Centre Wolverhampton	9	21:06.884	28.502	101.3	9	2:03.415	114.2
	Porsche Boxster S								
5	600 S.Ruffell-Ward	Porsche Centre Leeds	9	21:29.880	51.498	100.1	9	2:08.195	109.9
	Porsche Boxster S								
6	6 M.Thompson	Porsche Centre Bolton	8	19:41.055	1 LAP	97.4	7	2:13.082	105.9
	Porsche Boxster S								
7	24 C.Hazelton	Porsche Centre Chester	8	19:53.340	1 LAP	96.1	6	2:15.100	104.3
	Porsche Boxster S								
8	49 S.Shore	Shorade	8	19:58.964	1 LAP	96.1	7	2:16.447	103.3
	Porsche Boxster S								
9	21 S.Beckett	Porsche Centre Wilmslow	8	20:03.176	1 LAP	94.8	6	2:11.069	107.5
	Porsche Boxster S								
10	39 O.Coles	Porsche Centre Swindon	8	20:03.929	1 LAP	102.5	8	2:10.097	108.3
	Porsche Boxster S								
11	10 J.Morris	Elite Motors	8	20:06.405	1 LAP	95.6	8	2:13.146	105.8
	Porsche Boxster S								
12	55 S.Adams	Porsche Centre Cardiff	8	20:16.778	1 LAP	94.8	8	2:16.086	103.5
	Porsche Boxster S								
13	22 M.McCullough	Porsche Centre Hatfield	8	20:18.069	1 LAP	94.8	8	2:15.214	104.2
	Porsche Boxster S								
14	35 J.Woods	Premier Panel Skills	8	20:20.624	1 LAP	93.4	8	2:17.602	102.4
	Porsche Boxster S								

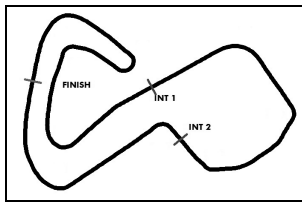
Did not start

69 M.Duncan	Porsche Centre Glasgow
Porsche Boxster S	

Fastest lap of the class. Car 86 driver Ben McLoughlin on lap 9. Time 1:59.205, average speed 118.2 km/h.

Subject to final scrutineering!

Publication time:	Race Director:	Timekeeper: Steffen Ruhl
-------------------	----------------	--------------------------



Porsche Club

Sector List Race 2

Provisional



Brands Hatch, Length: 3916m
 Air temperature: 8.9°C
 Track temperature: 9.37°C
 Weather condition: Wet



Saturday, May 4, 2019 17:00:00

Lap	Time	SE1	SP1	SE2	SP2	SE3	SP3	TSP	Lap	Time	SE1	SP1	SE2	SP2	SE3	SP3	TSP
2	Morris								theoretical besttime: 1:49.667								
1	2:11.305	43.099	139	57.708	110	30.498	95	127	6	1:51.013	35.203	151	49.479	120	26.331	190	180
2	2:53.252	52.750	79	1:19.926	65	40.576	81	89	7	1:49.739	34.957	147	48.913	126	25.869	192	189
3	2:49.493	52.239	87	1:18.089	73	39.165	113	95	8	1:51.791	35.009	152	50.695	121	26.087	194	173
4	2:21.252	45.479	103	1:04.663	81	31.110	187	127	9	1:52.734	35.416	140	51.521	128	25.797	194	183
5	1:53.165	36.242	135	50.709	122	26.214	194	179									

3	Morris								theoretical besttime:								
1																	

4	Toon								theoretical besttime: 1:49.974								
1	2:14.787	45.007	132	1:01.147	108	28.633	129	116	6	1:51.620	35.683	147	49.353	127	26.584	189	180
2	2:52.094	52.017	77	1:20.433	54	39.644	88	91	7	1:52.665	35.830	145	50.086	122	26.749	189	187
3	2:49.498	53.082	77	1:18.015	72	38.401	114	88	8	1:52.266	34.676	147	50.672	125	26.918	187	171
4	2:21.350	45.664	91	1:04.591	70	31.095	188	149	9	1:51.037	34.930	145	50.162	128	25.945	190	175
5	1:55.901	36.378	146	50.473	119	29.050	178	190									

6	Thompson								theoretical besttime: 2:12.536								
1	2:48.412	1:00.381	85	1:13.969	91	34.062	145	95	5	2:16.408	43.152	106	1:01.341	90	31.915	163	139
2	2:33.962	46.514	95	1:08.726	90	38.722	102	127	6	2:14.407	42.890	106	1:00.487	101	31.030	156	140
3	2:49.361	56.597	99	1:14.186	85	38.578	98	87	7	2:13.082	42.815	109	59.521	102	30.746	167	150
4	2:30.020	52.700	103	1:05.581	95	31.739	157	124	8	2:15.403	42.826	110	1:02.377	107	30.200	167	143

7	Price								theoretical besttime: 1:49.359								
1	2:10.710	42.853	131	56.680	109	31.177	87	133	6	1:50.515	35.297	148	48.574	118	26.644	186	197
2	2:53.146	52.338	81	1:19.879	76	40.929	81	76	7	1:49.862	34.968	148	48.543	118	26.351	191	193
3	2:49.307	52.169	82	1:17.874	76	39.264	109	91	8	1:52.176	35.044	146	51.056	129	26.076	192	173
4	2:21.320	45.502	124	1:04.784	83	31.034	184	121	9	1:52.686	35.948	143	50.890	125	25.848	190	201
5	1:53.139	36.745	139	49.511	122	26.883	189	199									

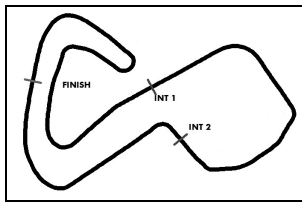
9	Dyer								theoretical besttime: 1:56.488								
1	2:21.645	47.412	123	1:02.801	102	31.432	162	116	6	2:00.526	38.180	133	53.409	114	28.937	178	168
2	2:46.979	47.038	76	1:20.154	63	39.787	94	93	7	1:59.335	37.614	136	53.041	116	28.680	177	165
3	2:50.009	52.873	93	1:18.126	69	39.010	109	80	8	1:58.183	37.358	140	52.351	114	28.474	177	175
4	2:20.884	45.435	105	1:03.957	73	31.492	178	131	9	1:56.488	37.036	138	51.845	114	27.607	169	176
5	2:01.468	38.761	136	53.273	111	29.434	176	169									

10	Morris								theoretical besttime: 2:13.146								
1	2:54.766	1:04.240	65	1:15.977	87	34.549	145	102	5	2:20.893	44.683	114	1:03.159	102	33.051	148	126
2	2:31.294	47.161	104	1:07.250	98	36.883	96	121	6	2:21.650	44.587	113	1:04.044	100	33.019	139	126
3	2:50.327	58.756	108	1:12.579	88	38.992	100	105	7	2:20.848	44.318	110	1:03.919	109	32.611	154	132
4	2:33.481	53.271	100	1:06.831	101	33.379	141	120	8	2:13.146	41.890	125	59.853	111	31.403	145	150

11	Wilkins								theoretical besttime: 1:49.215								
1	2:09.982	42.608	143	55.969	111	31.405	98	141	6	1:51.261	35.157	149	49.510	123	26.594	188	199
2	2:53.114	52.202	82	1:19.938	87	40.974	91	71	7	1:49.735	34.333	150	49.096	124	26.306	189	198
3	2:49.284	51.921	91	1:17.847	70	39.516	111	91	8	1:51.929	34.807	146	50.642	133	26.480	190	183
4	2:21.107	45.216	118	1:05.126	72	30.765	189	110	9	1:50.477	34.192	153	50.358	130	25.927	190	183
5	1:53.177	35.896	144	50.150	121	27.131	189	188									

14	McAleer								theoretical besttime: 1:50.798								
1	2:13.524	44.399	142	59.229	110	29.896	105	120	6	1:50.921	35.048	153	49.259	129	26.614	192	192
2	2:52.733	52.394	83	1:20.634	59	39.705	86	90	7	1:52.744	36.409	146	49.844	126	26.491	192	190
3	2:49.455	52.798	79	1:18.193	70	38.464	104	89	8	1:53.193	35.221	146	50.433	125	27.539	189	176
4	2:21.166	45.587	102	1:04.742	69	30.837	190	136	9	1:54.328	36.597	147	51.180	132	26.551	184	187
5	1:56.438	36.478	148	50.248	123	29.712	179	180									





Porsche Club

Sector List Race 2

Provisional



Brands Hatch, Length: 3916m
Air temperature: 8.9°C
Track temperature: 9.37°C
Weather condition: Wet

BRANDS HATCH 2019

Saturday, May 4, 2019 17:00:00

Lap	Time	SE1	SP1	SE2	SP2	SE3	SP3	TSP	Lap	Time	SE1	SP1	SE2	SP2	SE3	SP3	TSP
16	Harrison	theoretical besttime: 1:49.828															
1	2:11.936	43.634	138	57.899	115	30.403	98	120	6	1:51.075	35.261	150	49.332	129	26.482	192	189
2	2:52.943	52.713	81	1:20.242	63	39.988	86	91	7	1:49.828	34.705	151	48.974	130	26.149	193	198
3	2:49.732	52.546	87	1:18.199	77	38.987	103	98	8	1:51.409	34.966	148	50.130	128	26.313	194	182
4	2:21.373	45.303	101	1:04.787	76	31.283	187	126	9	1:53.826	35.022	145	52.479	130	26.325	193	199
5	1:53.396	36.178	147	50.531	123	26.687	191	185									

21	Beckett	theoretical besttime: 2:10.062															
1	2:42.426	57.767	111	1:09.418	94	35.241	131	112	5	2:14.533	41.716	125	1:00.156	100	32.661	138	158
2	2:33.669	43.182	109	1:10.162	70	40.325	87	129	6	2:11.069	42.723	123	57.990	107	30.356	160	156
3	2:49.626	54.931	107	1:15.183	70	39.512	72	95	7	2:37.019	1:03.518	111	1:01.319	111	32.182	140	143
4	2:41.341	1:01.637	105	1:06.922	93	32.782	146	134	8	2:13.493	42.898	118	59.707	102	30.888	145	160

22	McCullough	theoretical besttime: 2:15.214															
1	2:57.613	1:06.426	67	1:16.230	89	34.957	128	106	5	2:26.189	46.662	90	1:07.076	98	32.451	150	125
2	2:32.838	48.039	82	1:10.312	92	34.487	119	102	6	2:20.249	43.376	109	1:03.873	95	33.000	122	113
3	2:48.547	59.162	75	1:10.648	91	38.737	99	114	7	2:19.578	45.242	108	1:02.601	102	31.735	155	123
4	2:37.841	54.367	81	1:08.900	94	34.574	142	116	8	2:15.214	41.734	112	1:01.888	101	31.592	144	134

23	Clark	theoretical besttime: 1:48.957															
1	2:09.184	41.004	136	56.494	106	31.686	96	135	6	1:50.243	35.760	144	48.229	123	26.254	187	198
2	2:53.489	52.453	78	1:19.759	79	41.277	86	87	7	1:49.339	34.818	146	48.352	123	26.169	179	191
3	2:48.642	51.465	87	1:18.106	74	39.071	114	85	8	1:53.178	37.270	136	49.945	126	25.963	188	180
4	2:21.623	45.706	117	1:05.264	75	30.653	187	113	9	1:49.696	34.765	147	48.944	125	25.987	178	180
5	1:52.227	35.631	145	49.745	115	26.851	188	183									

24	Hazelton	theoretical besttime: 2:15.100															
1	2:47.408	59.976	89	1:13.530	96	33.902	138	93	5	2:20.162	43.443	111	1:03.268	93	33.451	152	140
2	2:34.368	46.308	94	1:09.103	96	38.957	104	136	6	2:15.100	42.608	116	1:01.526	108	30.966	148	136
3	2:49.210	56.307	99	1:14.143	89	38.760	101	92	7	2:16.649	43.306	118	1:01.547	102	31.796	155	145
4	2:30.126	52.167	104	1:05.881	95	32.078	152	123	8	2:20.317	44.788	104	1:03.132	109	32.397	142	151

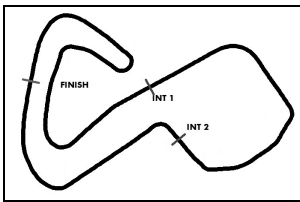
25	Kyle-Henney	theoretical besttime: 1:57.965															
1	2:25.644	49.868	110	1:04.522	97	31.254	153	117	6	2:00.519	38.526	133	53.234	113	28.759	174	171
2	2:44.849	46.553	85	1:18.386	68	39.910	94	120	7	2:01.426	38.896	130	54.148	114	28.382	180	167
3	2:49.674	53.293	89	1:17.680	75	38.701	108	86	8	1:58.887	37.317	130	53.172	118	28.398	177	166
4	2:20.304	46.112	112	1:03.329	96	30.863	177	122	9	1:57.991	37.343	135	52.828	120	27.820	169	177
5	2:03.273	38.884	123	54.810	109	29.579	173	169									

32	Short	theoretical besttime: 2:03.415															
1	2:34.105	57.027	108	1:05.793	97	31.285	162	117	6	2:10.829	41.527	123	58.762	102	30.540	171	154
2	2:41.349	45.229	94	1:15.818	60	40.302	85	79	7	2:09.248	42.721	124	56.815	111	29.712	173	160
3	2:49.906	54.870	105	1:15.614	69	39.422	78	94	8	2:05.476	39.966	123	56.645	107	28.865	176	158
4	2:20.511	46.753	99	1:02.621	89	31.137	166	139	9	2:03.415	39.033	133	55.755	112	28.627	176	166
5	2:12.045	41.922	128	59.663	94	30.460	167	154									

33	Iles	theoretical besttime: 2:09.361															
1	2:51.835	1:00.982	88	1:15.897	95	34.956	140	100	5	2:18.691	44.883	115	1:01.863	107	31.945	165	148
2	2:31.379	45.963	107	1:08.209	100	37.207	107	125	6	2:17.370	42.624	116	1:03.025	106	31.721	170	133
3	2:49.538	57.760	110	1:13.731	90	38.047	118	95	7	2:11.353	41.477	128	59.367	110	30.509	170	145
4	2:33.571	52.642	101	1:07.406	102	33.523	145	129	8	2:10.379	42.495	129	57.959	117	29.925	175	157

35	Woods	theoretical besttime: 2:14.910															
1	2:44.657	58.878	87	1:11.900	90	33.879	126	97	5	2:39.120	1:00.641	26	1:05.470	99	33.009	143	135
2	2:35.055	45.599	106	1:10.517	84	38.939	93	121	6	2:22.553	41.971	117	1:01.127	99	39.455	90	145
3	2:48.969	55.960	102	1:14.561	86	38.448	90	88	7	2:23.505	47.235	97	1:03.340	102	32.930	140	134
4	2:29.163	51.955	103	1:05.396	95	31.812	166	127	8	2:17.602	43.219	112	1:01.997	95	32.386	138	139





Porsche Club

Sector List Race 2

Provisional



Brands Hatch, Length: 3916m

Air temperature: 8.9°C

Track temperature: 9.37°C

Weather condition: Wet

Saturday, May 4, 2019 17:00:00

Lap	Time	SE1	SP1	SE2	SP2	SE3	SP3	TSP	Lap	Time	SE1	SP1	SE2	SP2	SE3	SP3	TSP
39 Coles		theoretical besttime: 2:09.584															
1	4:01.356	2:22.156	107	1:06.183	103	33.017	155	135	5	2:13.573	42.055	124	59.689	103	31.829	163	152
2	2:22.870	47.000	110	1:02.599	102	33.271	146	139	6	2:17.069	41.477	129	1:00.497	97	35.095	122	152
3	2:22.766	46.258	113	1:03.246	97	33.262	153	143	7	2:17.384	43.128	124	1:01.506	101	32.750	160	129
4	2:18.814	44.585	116	1:02.065	98	32.164	166	153	8	2:10.097	41.990	126	57.760	108	30.347	156	156

41 Molyneaux		theoretical besttime: 2:10.893															
1	2:46.600	59.337	85	1:12.962	93	34.301	133	94	5	2:21.121	44.222	105	1:03.381	91	33.518	160	142
2	2:34.337	45.834	100	1:09.409	91	39.094	104	131	6	2:13.709	42.356	112	1:00.855	102	30.498	168	128
3	2:48.854	56.163	96	1:13.972	88	38.719	94	87	7	2:11.692	42.029	114	59.166	102	30.497	164	155
4	2:29.786	52.216	103	1:05.230	96	32.340	154	120	8	2:13.130	41.670	121	1:01.403	110	30.057	162	143

43 Cheetham		theoretical besttime: 1:53.903															
1	2:12.683	44.356	141	58.443	118	29.884	109	126	6	1:56.835	37.458	137	51.711	120	27.666	181	188
2	2:52.752	52.680	77	1:20.366	61	39.706	90	89	7	1:55.865	36.802	140	51.610	117	27.453	177	179
3	2:49.681	52.891	87	1:18.158	70	38.632	103	94	8	1:56.174	37.257	141	51.216	118	27.701	180	188
4	2:21.483	45.640	100	1:04.630	70	31.213	183	141	9	1:56.394	36.432	136	52.393	117	27.569	166	183
5	2:11.759	36.398	144	50.052	118	45.309	169	193									

44 McAleer		theoretical besttime: 1:51.277															
1	2:16.730	45.269	128	1:01.579	114	29.882	111	118	6	1:52.080	35.705	147	49.977	132	26.398	190	185
2	2:51.100	51.241	73	1:20.183	56	39.676	93	88	7	1:52.108	35.248	143	50.341	126	26.519	189	191
3	2:49.573	52.812	75	1:18.222	67	38.539	117	83	8	1:52.412	34.902	147	50.598	131	26.912	187	177
4	2:20.780	45.716	87	1:04.143	71	30.921	184	143	9	1:53.160	35.117	148	51.464	138	26.579	164	186
5	1:55.931	36.311	143	51.100	120	28.520	178	185									

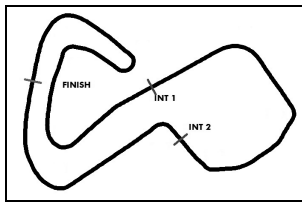
45 Seagrave		theoretical besttime: 2:14.739															
1	2:40.498	57.128	96	1:09.514	92	33.856	150	113	5	2:22.242	44.371	113	1:02.950	93	34.921	148	142
2	2:38.065	44.587	109	1:14.594	93	38.884	99	121	6	2:21.686	44.687	118	1:03.236	94	33.763	141	140
3	2:49.211	55.978	100	1:14.523	82	38.710	89	84	7	2:17.509	43.105	121	1:01.565	101	32.839	138	147
4	2:30.767	51.866	102	1:05.416	93	33.485	136	128	8	2:14.739	42.236	120	1:01.304	109	31.199	136	144

46 Minogue		theoretical besttime: 2:03.341															
1	2:32.837	55.131	123	1:06.555	106	31.151	162	108	6	2:10.120	41.401	129	58.328	106	30.391	171	155
2	2:41.978	43.917	92	1:17.294	61	40.767	86	85	7	2:08.412	41.821	129	56.598	118	29.993	170	171
3	2:49.434	53.600	93	1:16.816	68	39.018	93	85	8	2:05.891	39.959	128	56.542	117	29.390	173	163
4	2:21.737	46.642	110	1:02.702	100	32.393	161	133	9	2:03.341	38.752	132	55.509	123	29.080	175	174
5	2:12.955	42.945	126	59.307	106	30.703	164	144									

49 Shore		theoretical besttime: 2:15.291															
1	2:52.849	1:02.069	77	1:16.152	93	34.628	134	106	5	2:16.769	43.637	109	1:00.855	106	32.277	148	150
2	2:31.443	47.035	105	1:07.231	96	37.177	97	115	6	2:21.358	43.691	115	1:05.079	103	32.588	157	136
3	2:49.576	58.342	109	1:12.855	88	38.379	110	107	7	2:16.447	43.801	113	1:00.550	108	32.096	153	146
4	2:32.882	52.671	93	1:07.247	94	32.964	144	125	8	2:17.640	43.431	113	1:02.899	116	31.310	162	135

50 Caley		theoretical besttime: 2:08.454															
1	2:53.350	1:02.782	81	1:16.331	83	34.237	139	100	5	2:17.384	44.338	120	1:01.376	94	31.670	157	146
2	2:31.553	47.343	110	1:07.216	88	36.994	97	114	6	2:13.699	42.835	120	1:00.231	101	30.633	168	145
3	2:49.950	58.967	110	1:12.755	88	38.228	115	109	7	2:09.473	41.962	124	57.614	101	29.897	174	153
4	2:33.201	53.698	106	1:06.629	93	32.874	149	131	8	2:11.436	41.061	122	1:00.596	108	29.779	159	169

55 Adams		theoretical besttime: 2:15.972															
1	2:56.696	1:05.251	70	1:16.203	88	35.242	129	101	5	2:21.821	45.693	100	1:02.901	95	33.227	144	138
2	2:32.094	46.742	96	1:08.527	91	36.825	105	116	6	2:24.196	43.680	113	1:03.741	86	36.775	125	135
3	2:49.192	58.467	97	1:11.553	86	39.172	98	118	7	2:22.175	47.398	105	1:02.587	99	32.190	150	145
4	2:34.518	53.223	94	1:06.989	100	34.306	137	125	8	2:16.086	43.017	112	1:00.765	97	32.304	145	143



Porsche Club

Sector List Race 2

Provisional



Brands Hatch, Length: 3916m

Air temperature: 8.9°C

Track temperature: 9.37°C

Weather condition: Wet



Saturday, May 4, 2019 17:00:00

Lap	Time	SE1	SP1	SE2	SP2	SE3	SP3	TSP	Lap	Time	SE1	SP1	SE2	SP2	SE3	SP3	TSP
59	Brett	theoretical besttime: 1:58.003															
1	2:26.660	50.853	119	1:04.261	95	31.546	163	111	6	2:03.199	38.834	130	55.368	108	28.997	177	159
2	2:45.015	46.457	81	1:18.492	67	40.066	89	108	7	2:00.783	38.653	125	53.946	113	28.184	180	179
3	2:49.346	53.018	79	1:17.761	71	38.567	107	88	8	1:59.804	37.104	133	54.379	117	28.321	179	176
4	2:21.289	46.669	122	1:02.636	92	31.984	172	122	9	1:58.415	37.516	130	53.300	120	27.599	179	165
5	2:05.887	39.332	134	55.343	112	31.212	175	159									

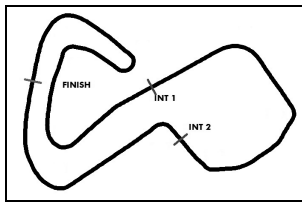
66	Lewis	theoretical besttime: 1:56.422															
1	2:30.870	54.307	134	1:06.370	104	30.193	156	102	6	2:00.005	38.193	134	53.553	120	28.259	180	177
2	2:43.288	44.758	73	1:17.818	63	40.712	92	80	7	1:57.794	36.883	133	52.253	118	28.658	180	187
3	2:49.476	53.376	99	1:17.081	71	39.019	92	84	8	1:56.869	37.330	133	51.614	119	27.925	181	182
4	2:20.611	46.266	113	1:02.444	91	31.901	180	133	9	1:57.670	36.930	140	52.479	124	28.261	175	173
5	2:02.502	38.641	140	54.302	119	29.559	177	170									

68	Freeman	theoretical besttime: 2:02.713															
1	9:19.013	7:42.160	112	1:03.776	96	33.077	154	136	4	2:06.537	38.988	139	55.436	109	32.113	132	148
2	2:06.275	40.365	136	56.134	116	29.776	167	176	5	2:10.015	43.045	124	57.970	112	29.000	175	151
3	2:05.095	39.726	138	55.636	113	29.733	168	178	6	2:04.157	38.308	109	56.880	116	28.969	175	180

80	Blakesley	theoretical besttime: 2:02.596															
1	2:43.279	58.472	103	1:10.118	91	34.689	126	110	6	2:08.965	42.351	125	56.507	109	30.107	174	160
2	2:33.438	45.131	106	1:08.519	78	39.788	85	129	7	2:06.031	40.878	128	55.549	118	29.604	173	177
3	2:49.635	55.945	99	1:14.723	76	38.967	80	86	8	2:04.694	39.293	125	55.274	116	30.127	171	178
4	2:22.139	49.161	112	1:01.736	108	31.242	152	135	9	2:02.596	39.130	128	54.745	117	28.721	177	177
5	2:11.949	43.416	129	57.896	107	30.637	167	148									

86	McLoughlin	theoretical besttime: 1:59.205															
1	2:30.293	52.193	111	1:06.589	86	31.511	164	110	6	2:04.640	39.898	127	54.992	111	29.750	169	162
2	2:42.793	44.610	78	1:17.909	63	40.274	101	101	7	2:02.663	39.057	129	54.148	112	29.458	171	171
3	2:49.466	53.186	75	1:17.538	76	38.742	101	91	8	2:00.682	38.371	130	53.823	110	28.488	175	169
4	2:20.868	46.640	108	1:02.087	102	32.141	171	128	9	1:59.205	37.670	133	53.508	111	28.027	176	175
5	2:07.772	41.254	124	56.153	102	30.365	169	165									

600	Ruffell-Ward	theoretical besttime: 2:08.008															
1	2:43.788	58.964	100	1:10.402	86	34.422	121	102	6	2:13.114	41.577	129	59.870	110	31.667	160	140
2	2:33.839	45.468	107	1:08.266	78	40.105	93	129	7	2:10.860	41.302	129	58.610	109	30.948	164	159
3	2:49.582	55.877	99	1:14.717	73	38.988	82	89	8	2:09.342	41.089	127	57.458	114	30.795	165	158
4	2:27.593	49.759	114	1:01.104	101	36.730	93	149	9	2:08.195	40.285	126	57.645	112	30.265	165	160
5	2:13.567	42.711	123	59.077	105	31.779	162	155									



Porsche Club

Top speed list Race 2



Provisional

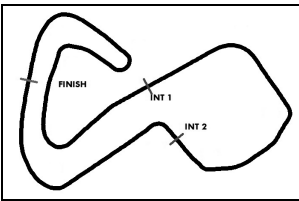
Brands Hatch, Length: 3916m
 Air temperature: 8.9°C
 Track temperature: 9.37°C
 Weather condition: Wet



Saturday, May 4, 2019 17:00:00

#	Name (NAT)	Team	Car name	Speed	Lap	Race time
7	Michael Price		Porsche 997 C2S	201.86	9	18:36.128
16	Kevin Harrison		Porsche 996 C2	199.63	9	18:37.114
11	Craig Wilkins		Porsche 996 C2	199.26	6	13:01.755
23	Simon Clark		Porsche Cayman S	198.16	6	13:00.467
43	Steve Cheetham		Porsche Cayman S	193.54	5	11:12.867
14	Mark McAleer		Porsche 997 C2S	192.17	6	13:08.040
44	Jake McAleer		Porsche 996 C2	191.82	7	15:01.864
4	Andy Toon		Porsche 996 C2	190.81	5	11:14.404
2	Peter Morris		Porsche 997 C2S	189.47	7	14:53.990
66	Trevor Lewis		Porsche Boxster S	187.50	7	15:24.284
68	Steve Freeman		Porsche Boxster S	180.30	6	18:48.805
59	Del Brett		Porsche 997 C2S	179.70	7	15:31.232
80	Paul Blakesley		Porsche Boxster S	178.21	8	17:56.790
25	Matt Kyle-Henney		Porsche Boxster S	177.63	9	19:23.271
9	Chris Dyer		Porsche Cayman S	176.18	9	19:16.888
86	Ben McLoughlin		Porsche Boxster S	175.60	9	19:38.613
46	Wayne Minogue		Porsche Boxster S	174.75	9	20:04.223
50	James Caley		Porsche 997 C2S	169.54	8	18:31.459
32	Christian Short		Porsche Boxster S	166.92	9	20:04.581
21	Sam Beckett		Porsche Boxster S	160.23	8	18:56.413
600	Simon Ruffell-Ward		Porsche Boxster S	160.00	9	20:25.299
33	Alastair Iles		Porsche 997 C2S	157.89	8	18:38.735
39	Ollie Coles		Porsche Boxster S	156.06	8	18:58.764
41	Kevin Molyneaux		Porsche Boxster S	155.84	7	16:20.142
24	Carl Hazelton		Porsche Boxster S	151.04	8	18:42.412
6	Mike Thompson		Porsche Boxster S	150.83	7	16:19.009
49	Steven Shore		Porsche Boxster S	150.62	5	11:54.039
10	Julian Morris		Porsche Boxster S	150.00	8	18:58.008
45	Paul Seagrave		Porsche Boxster S	147.33	7	16:28.751
55	Scot Adams		Porsche Boxster S	145.74	7	16:50.519
35	Jamie Woods		Porsche Boxster S	145.35	6	14:22.169
22	Mark McCullough		Porsche Boxster S	134.16	8	19:09.084
3			Porsche Boxster 987			
69			Porsche Boxster S			





Porsche Club

Lap Chart Race 2

Provisional

BRANDS HATCH 2019

Porsche Club
Championship



Brands Hatch, Length: 3916 m

Saturday, May 4, 2019 17:00:00

L/P	1	2	3	4	5	6	7	8	9	10	11	12	13	14	15	16	17	18	19	20	21	22	23	24	25	26	27	28	29	30	31	32	33	34	35	36	37	38	39	40	41	42	43	44	45
LAP 1	23	11	7	2	16	43	14	4	44	9	25	59	86	66	46	32	45	21	80	600	35	41	24	6	33	49	50	10	55	22	39	68'													
LAP 2	23	11	7	2	16	43	14	4	44	9	25	59	86	66	46	32	21	80	600	45	35	41	24	6	33	49	50	10	55	22	39	68'													
LAP 3	23	11	7	2	16	43	14	4	44	9	25	59	86	66	46	32	21	80	600	45	35	41	24	6	33	49	50	10	55	22	39	68'													
LAP 4	23	11	7	2	16	43	14	4	44	9	25	59	86	66	32	46	80	600	35	45	41	24	6	33	49	21	50	10	55	22	39	68'													
LAP 5	23	11	7	2	16	14	4	44	9	25	66	59	43	86	32	46	80	600	6	41	45	24	21	49	33	50	10	55	35	39	22	68'													
LAP 6	23	11	7	2	16	14	4	44	9	25	43	66	59	86	32	46	80	600	6	21	41	24	50	33	45	49	10	39	55	35	22	68'													
LAP 7	23	11	7	2	16	14	4	44	9	43	66	25	59	86	80	46	32	600	6	41	50	24	33	45'	49'	21'	10'	39'	55'	22'	35'														
LAP 8	23	11	7	2	16	14	4	44	43	9	66	25	59	86	80	46	32	600	41'	50'	6'	33'	24'	45'	49'	21'	39'	10'	55'	22'	35'														
LAP 9	23	11	7	2	16	4	44	14	43	9	66	25	59	86	80	46	32	600																											

.- PIT STOP ' - LAPBEHIND

