



Porsche Club

Motorsport



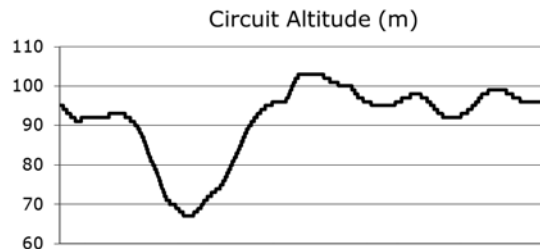
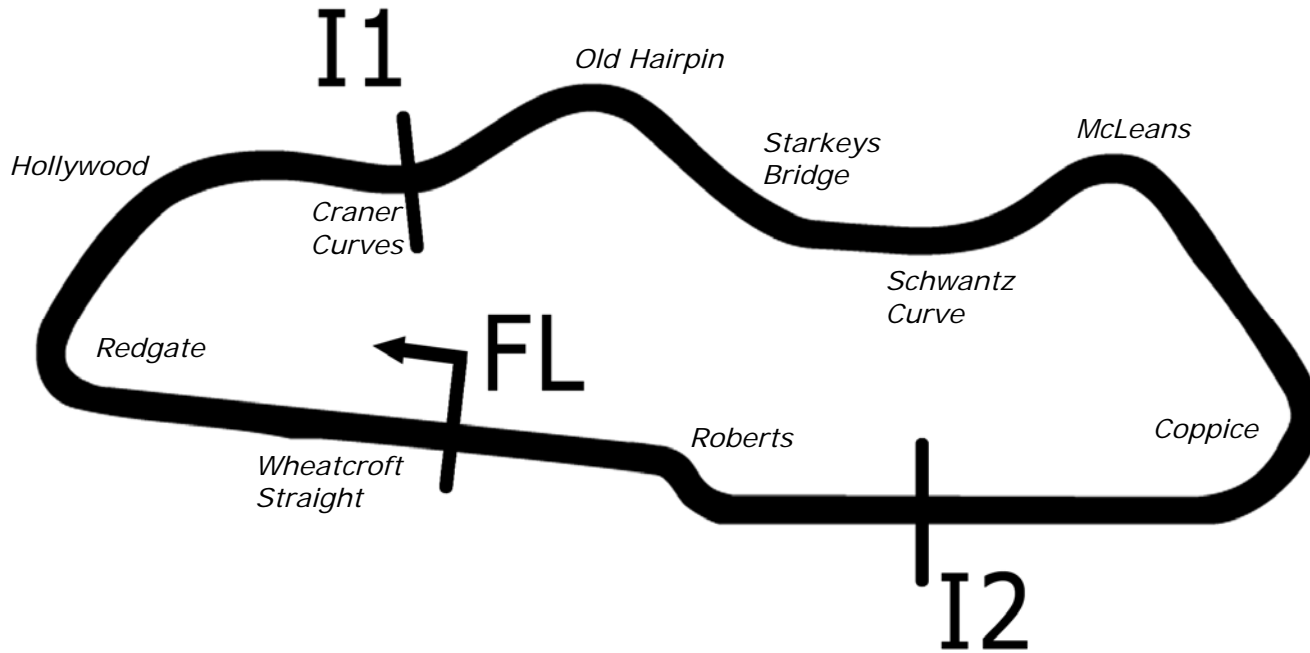
Donington Park

11th April 2021

Results



Donington Park National



| | | | |
|-----------------------------------------------------|---------------|------------|-----------|
| Length | 1.9790 miles | 3185.0 m | |
| FL | | 52.82971 N | 1.37867 W |
| I1 | 941m | 52.83226 N | 1.37893 W |
| I2 | 2641m | 52.82866 N | 1.37129 W |
| Pit Entry | 3100m | 52.82951 N | 1.37832 W |
| Pit Exit | 229m after FL | 52.82996 N | 1.38205 W |
| Pit Entry–Pit Exit 256m, 15.3s @60kph, 11.5s @80kph | | | |

All results available at www.tsl-timing.com

911 Challenge

QUALIFYING - RACE 5 - CLASSIFICATION

| POS | NO | NAME | ENTRY | TIME | ON | LAPS | GAP | DIFF | MPH |
|-----|----|---------------------------|---------------|----------|----|------|--------|-------|-------|
| 1 | 46 | MASARATI P. / MASARATI M. | 911 Turbo | 1:16.601 | 4 | 12 | | | 93.00 |
| 2 | 12 | Tim BATES | 911 SC | 1:17.792 | 4 | 10 | 1.191 | 1.191 | 91.58 |
| 3 | 11 | NEAL / HARVEY | 964 Carrera 2 | 1:19.715 | 11 | 14 | 3.114 | 1.923 | 89.37 |
| 4 | 5 | Rainer BECKER | 911 RSR | 1:21.490 | 11 | 14 | 4.889 | 1.775 | 87.42 |
| 5 | 50 | LUCKEY / HARRISON | 964 RS N/GT | 1:22.121 | 4 | 12 | 5.520 | 0.631 | 86.75 |
| 6 | 69 | Sanjay TALWAR | 911 SC | 1:23.964 | 5 | 13 | 7.363 | 1.843 | 84.85 |
| 7 | 7 | SPARROW M. / SPARROW R. | 911 2.7 | 1:32.275 | 12 | 12 | 15.674 | 8.311 | 77.21 |

Weather / Track : Cloudy / Dry

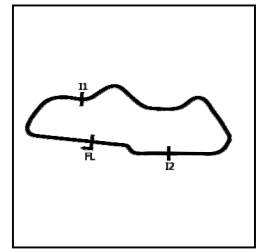
These results are provisional until the conclusion of any judicial and technical matters.

Donington Park National
Circuit Length = 1.9790 miles
Start: 11:30 Flag 11:50 End: 11:52

| | | |
|----------------------------------------|------------|--------------------------|
| Clerk Of Course : Simon Gnana-Pragasam | Stewards : | Timekeeper : Nick Palmer |
|----------------------------------------|------------|--------------------------|

911 Challenge

QUALIFYING - RACE 5 - SECTOR ANALYSIS



SECTOR 1 = FL to I1, SECTOR 2 = I1 to I2, SECTOR 3 = I2 to FL, DIFF = Difference To Personal Best Lap, P = Crossed Finish Line in Pit Lane, D = Time Disallowed

| P1 46 | | MASARATI P. / MASARATI M. | | 911 Turbo | | | |
|---------------------------|---------------|---------------------------|---------------|---------------------|--------------|----------|---------------------|
| IDEAL LAP TIME : 1:16.601 | | BEST LAP TIME : 1:16.601 | | DIFFERENCE : 0.000 | | | |
| LAP | SECTOR 1 | SECTOR 2 | SECTOR 3 | LAP TIME | MPH | DIFF | TIME OF DAY |
| 1 - | 26.396 | 44.296 | 14.062 | 1:24.754 | 84.06 | 8.153 | 11:32:32.556 |
| 2 - | 22.198 | 41.746 | 13.581 | 1:17.525 (2) | 91.90 | 0.924 | 11:33:50.081 |
| 3 - | 23.854 | 43.789 | 14.197 | 1:21.840 | 87.05 | 5.239 | 11:35:11.921 |
| 4 - | 21.836 | 41.238 | 13.527 | 1:16.601 (1) | 93.00 | | 11:36:28.522 |
| 5 - | 23.363 | 45.227 | IN PIT | 1:29.702 P | 79.42 | 13.101 | 11:37:58.224 |
| 6 - | OUTLAP | 49.321 | 15.562 | 3:35.017 | 33.13 | 2:18.416 | 11:41:33.241 |
| 7 - | 23.527 | 42.802 | 14.255 | 1:20.584 | 88.41 | 3.983 | 11:42:53.825 |
| 8 - | 22.876 | 43.044 | 14.314 | 1:20.234 | 88.79 | 3.633 | 11:44:14.059 |
| 9 - | 22.331 | 42.808 | 14.167 | 1:19.306 | 89.83 | 2.705 | 11:45:33.365 |
| 10 - | 22.687 | 42.052 | 14.300 | 1:19.039 | 90.14 | 2.438 | 11:46:52.404 |
| 11 - | 22.115 | 41.572 | 14.014 | 1:17.701 (3) | 91.69 | 1.100 | 11:48:10.105 |
| 12 - | 22.662 | 46.384 | IN PIT | 1:32.206 P | 77.26 | 15.605 | 11:49:42.311 |

| P2 12 | | Tim BATES | | 911 SC | | | |
|---------------------------|---------------|--------------------------|---------------|---------------------|--------------|----------|---------------------|
| IDEAL LAP TIME : 1:17.393 | | BEST LAP TIME : 1:17.792 | | DIFFERENCE : 0.399 | | | |
| LAP | SECTOR 1 | SECTOR 2 | SECTOR 3 | LAP TIME | MPH | DIFF | TIME OF DAY |
| 1 - | 30.685 | 47.021 | 14.831 | 1:32.537 | 76.99 | 14.745 | 11:32:39.511 |
| 2 - | 22.783 | 41.557 | 14.042 | 1:18.382 (3) | 90.89 | 0.590 | 11:33:57.893 |
| 3 - | 22.154 | 49.595 | 18.055 | 1:29.804 | 79.33 | 12.012 | 11:35:27.697 |
| 4 - | 22.184 | 41.372 | 14.236 | 1:17.792 (1) | 91.58 | | 11:36:45.489 |
| 5 - | 22.336 | 42.058 | IN PIT | 1:22.500 P | 86.35 | 4.708 | 11:38:07.989 |
| 6 - | OUTLAP | 50.051 | 17.377 | 6:47.698 | 17.47 | 5:29.906 | 11:44:55.687 |
| 7 - | 22.437 | 41.741 | 13.867 | 1:18.045 (2) | 91.28 | 0.253 | 11:46:13.732 |
| 8 - | 22.274 | 41.954 | 14.422 | 1:18.650 | 90.58 | 0.858 | 11:47:32.382 |
| 9 - | 23.493 | 49.128 | 15.874 | 1:28.495 | 80.50 | 10.703 | 11:49:00.877 |
| 10 - | 22.515 | 52.232 | IN PIT | 1:37.720 P | 72.90 | 19.928 | 11:50:38.597 |

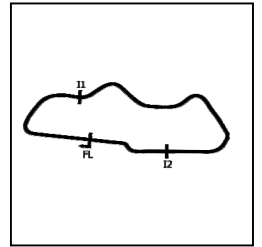
| P3 11 | | NEAL / HARVEY | | 964 Carrera 2 | | | |
|---------------------------|---------------|--------------------------|---------------|---------------------|--------------|----------|---------------------|
| IDEAL LAP TIME : 1:19.527 | | BEST LAP TIME : 1:19.715 | | DIFFERENCE : 0.188 | | | |
| LAP | SECTOR 1 | SECTOR 2 | SECTOR 3 | LAP TIME | MPH | DIFF | TIME OF DAY |
| 1 - | 31.536 | 49.778 | 16.232 | 1:37.546 | 73.03 | 17.831 | 11:32:40.903 |
| 2 - | 25.704 | 46.200 | 15.480 | 1:27.384 | 81.53 | 7.669 | 11:34:08.287 |
| 3 - | 24.669 | 45.293 | 15.320 | 1:25.282 | 83.54 | 5.567 | 11:35:33.569 |
| 4 - | 24.502 | 44.177 | 14.700 | 1:23.379 | 85.44 | 3.664 | 11:36:56.948 |
| 5 - | 24.126 | 44.335 | 14.997 | 1:23.458 | 85.36 | 3.743 | 11:38:20.406 |
| 6 - | 23.984 | 44.690 | IN PIT | 1:30.075 P | 79.09 | 10.360 | 11:39:50.481 |
| 7 - | OUTLAP | 45.956 | 14.836 | 2:43.368 | 43.61 | 1:23.653 | 11:42:33.849 |
| 8 - | 24.014 | 43.320 | 14.479 | 1:21.813 | 87.08 | 2.098 | 11:43:55.662 |
| 9 - | 23.282 | 42.942 | 14.646 | 1:20.870 | 88.09 | 1.155 | 11:45:16.532 |
| 10 - | 23.109 | 43.260 | 14.320 | 1:20.689 | 88.29 | 0.974 | 11:46:37.221 |
| 11 - | 23.030 | 42.422 | 14.263 | 1:19.715 (1) | 89.37 | | 11:47:56.936 |
| 12 - | 22.947 | 42.317 | 14.676 | 1:19.940 (2) | 89.12 | 0.225 | 11:49:16.876 |
| 13 - | 23.255 | 43.419 | 14.435 | 1:21.109 | 87.84 | 1.394 | 11:50:37.985 |
| 14 - | 23.079 | 42.458 | 14.487 | 1:20.024 (3) | 89.03 | 0.309 | 11:51:58.009 |

Weather / Track : Cloudy / Dry

Donington Park National
 Circuit Length = 1.9790 miles
 Start: 11:30 Flag 11:50 End: 11:52

911 Challenge

QUALIFYING - RACE 5 - SECTOR ANALYSIS



SECTOR 1 = FL to I1, SECTOR 2 = I1 to I2, SECTOR 3 = I2 to FL, DIFF = Difference To Personal Best Lap, P = Crossed Finish Line in Pit Lane, D = Time Disallowed

| P4 | | 5 | | Rainer BECKER | | 911 RSR | |
|---------------------------|---------------|--------------------------|---------------|--------------------|------------------|---------|---------------------|
| IDEAL LAP TIME : 1:21.257 | | BEST LAP TIME : 1:21.490 | | DIFFERENCE : 0.233 | | | |
| LAP | SECTOR 1 | SECTOR 2 | SECTOR 3 | LAP TIME | MPH | DIFF | TIME OF DAY |
| 1 - | 29.524 | 51.510 | 16.556 | 1:37.590 | 73.00 | 16.100 | 11:32:51.900 |
| 2 - | 25.051 | 46.750 | 15.220 | 1:27.021 | 81.87 | 5.531 | 11:34:18.921 |
| 3 - | 23.942 | 1:04.236 | IN PIT | 1:49.442 | P 65.09 | 27.952 | 11:36:08.363 |
| 4 - | OUTLAP | 45.801 | 14.988 | 2:09.836 | 54.87 | 48.346 | 11:38:18.199 |
| 5 - | 23.505 | 43.845 | 14.634 | 1:21.984 | (2) 86.90 | 0.494 | 11:39:40.183 |
| 6 - | 23.824 | 43.933 | 14.916 | 1:22.673 | 86.17 | 1.183 | 11:41:02.856 |
| 7 - | 23.969 | 44.209 | 14.847 | 1:23.025 | 85.81 | 1.535 | 11:42:25.881 |
| 8 - | 24.145 | 44.407 | 14.722 | 1:23.274 | 85.55 | 1.784 | 11:43:49.155 |
| 9 - | 23.648 | 44.428 | 14.479 | 1:22.555 | 86.30 | 1.065 | 11:45:11.710 |
| 10 - | 23.803 | 43.635 | 14.687 | 1:22.125 | (3) 86.75 | 0.635 | 11:46:33.835 |
| 11 - | 23.619 | 43.609 | 14.262 | 1:21.490 | (1) 87.42 | | 11:47:55.325 |
| 12 - | 23.549 | 43.490 | 15.135 | 1:22.174 | 86.70 | 0.684 | 11:49:17.499 |
| 13 - | 23.873 | 43.707 | 14.678 | 1:22.258 | 86.61 | 0.768 | 11:50:39.757 |
| 14 - | 23.808 | 44.798 | 14.597 | 1:23.203 | 85.62 | 1.713 | 11:52:02.960 |

| P5 | | 50 | | LUCKEY / HARRISON | | 964 RS N/GT | |
|---------------------------|---------------|--------------------------|---------------|--------------------|------------------|-------------|---------------------|
| IDEAL LAP TIME : 1:21.993 | | BEST LAP TIME : 1:22.121 | | DIFFERENCE : 0.128 | | | |
| LAP | SECTOR 1 | SECTOR 2 | SECTOR 3 | LAP TIME | MPH | DIFF | TIME OF DAY |
| 1 - | 27.741 | 49.419 | 16.062 | 1:33.222 | 76.42 | 11.101 | 11:32:41.693 |
| 2 - | 25.341 | 52.612 | 15.895 | 1:33.848 | 75.91 | 11.727 | 11:34:15.541 |
| 3 - | 24.884 | 44.301 | 14.643 | 1:23.828 | 84.99 | 1.707 | 11:35:39.369 |
| 4 - | 23.780 | 43.897 | 14.444 | 1:22.121 | (1) 86.75 | | 11:37:01.490 |
| 5 - | 23.652 | 44.265 | 15.222 | 1:23.139 | (2) 85.69 | 1.018 | 11:38:24.629 |
| 6 - | 23.772 | 44.684 | 14.757 | 1:23.213 | (3) 85.61 | 1.092 | 11:39:47.842 |
| 7 - | 23.690 | 44.936 | IN PIT | 1:28.628 | P 80.38 | 6.507 | 11:41:16.470 |
| 8 - | OUTLAP | 50.285 | 19.026 | 3:42.317 | 32.04 | 2:20.196 | 11:44:58.787 |
| 9 - | 25.439 | 45.873 | 15.314 | 1:26.626 | 82.24 | 4.505 | 11:46:25.413 |
| 10 - | 23.954 | 46.069 | 15.037 | 1:25.060 | 83.76 | 2.939 | 11:47:50.473 |
| 11 - | 24.020 | 45.476 | 14.959 | 1:24.455 | 84.36 | 2.334 | 11:49:14.928 |
| 12 - | 24.240 | 46.198 | 15.482 | 1:25.920 | 82.92 | 3.799 | 11:50:40.848 |

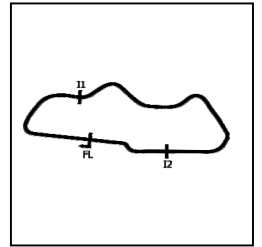
| P6 | | 69 | | Sanjay TALWAR | | 911 SC | |
|---------------------------|---------------|--------------------------|---------------|--------------------|------------------|----------|---------------------|
| IDEAL LAP TIME : 1:23.826 | | BEST LAP TIME : 1:23.964 | | DIFFERENCE : 0.138 | | | |
| LAP | SECTOR 1 | SECTOR 2 | SECTOR 3 | LAP TIME | MPH | DIFF | TIME OF DAY |
| 1 - | 27.549 | 49.544 | 15.867 | 1:32.960 | 76.64 | 8.996 | 11:32:42.464 |
| 2 - | 25.127 | 46.498 | 15.087 | 1:26.712 | 82.16 | 2.748 | 11:34:09.176 |
| 3 - | 24.312 | 45.987 | 15.324 | 1:25.623 | 83.20 | 1.659 | 11:35:34.799 |
| 4 - | 24.744 | 45.114 | 14.797 | 1:24.655 | (3) 84.16 | 0.691 | 11:36:59.454 |
| 5 - | 24.450 | 45.040 | 14.474 | 1:23.964 | (1) 84.85 | | 11:38:23.418 |
| 6 - | 24.419 | 46.240 | 14.934 | 1:25.593 | 83.23 | 1.629 | 11:39:49.011 |
| 7 - | 24.464 | 45.430 | IN PIT | 1:30.772 | P 78.48 | 6.808 | 11:41:19.783 |
| 8 - | OUTLAP | 45.875 | 15.023 | 2:49.699 | 41.98 | 1:25.735 | 11:44:09.482 |
| 9 - | 24.623 | 45.546 | 14.966 | 1:25.135 | 83.68 | 1.171 | 11:45:34.617 |
| 10 - | 24.509 | 45.434 | 14.853 | 1:24.796 | 84.02 | 0.832 | 11:46:59.413 |
| 11 - | 24.496 | 45.087 | 14.821 | 1:24.404 | (2) 84.41 | 0.440 | 11:48:23.817 |
| 12 - | 24.535 | 45.392 | 14.949 | 1:24.876 | 83.94 | 0.912 | 11:49:48.693 |
| 13 - | 24.528 | 45.842 | 14.975 | 1:25.345 | 83.48 | 1.381 | 11:51:14.038 |

Weather / Track : Cloudy / Dry

Donington Park National
 Circuit Length = 1.9790 miles
 Start: 11:30 Flag 11:50 End: 11:52

911 Challenge

QUALIFYING - RACE 5 - SECTOR ANALYSIS



SECTOR 1 = FL to I1, SECTOR 2 = I1 to I2, SECTOR 3 = I2 to FL, DIFF = Difference To Personal Best Lap, P = Crossed Finish Line in Pit Lane, D = Time Disallowed

| P7 | | 7 | | SPARROW M. / SPARROW R. | | 911 2.7 | |
|---------------------------|---------------|--------------------------|---------------|-------------------------|----------------|----------|---------------------|
| IDEAL LAP TIME : 1:32.956 | | BEST LAP TIME : 1:32.275 | | DIFFERENCE : -0.681 | | | |
| LAP | SECTOR 1 | SECTOR 2 | SECTOR 3 | LAP TIME | MPH | DIFF | TIME OF DAY |
| 1 - | | | 18.480 | 1:44.927 | 67.90 | 12.652 | 11:32:56.533 |
| 2 - | | | 17.451 | 1:37.449 | 73.11 | 5.174 | 11:34:33.982 |
| 3 - | | | 17.695 | 1:36.669 | 73.70 | 4.394 | 11:36:10.651 |
| 4 - | 27.616 | 51.783 | 16.444 | 1:35.843 | 74.33 | 3.568 | 11:37:46.494 |
| 5 - | | | IN PIT | 1:39.608 | P 71.52 | 7.333 | 11:39:26.102 |
| 6 - | OUTLAP | | 17.115 | 3:21.374 | 35.38 | 1:49.099 | 11:42:47.476 |
| 7 - | | | 17.047 | 1:34.630 | 75.28 | 2.355 | 11:44:22.106 |
| 8 - | | | 17.054 | 1:34.017 | 75.78 | 1.742 | 11:45:56.123 |
| 9 - | | | 16.487 | 1:33.385 (3) | 76.29 | 1.110 | 11:47:29.508 |
| 10 - | 26.824 | 50.310 | 16.627 | 1:33.761 | 75.98 | 1.486 | 11:49:03.269 |
| 11 - | | | 17.295 | 1:33.089 (2) | 76.53 | 0.814 | 11:50:36.358 |
| 12 - | | | 15.822 | 1:32.275 (1) | 77.21 | | 11:52:08.633 |

911 Challenge

QUALIFYING - RACE 5 - BEST SECTORS

| SECTOR 1 | | | SECTOR 2 | | | SECTOR 3 | | | IDEAL / BEST COMPARISON | | | | | | |
|----------|----|-------------------|----------|----|-------------------|----------|----|-------------------|-------------------------|-----|----|-------------------|--------------------|-----------------|--------|
| POS | NO | NAME | TIME | NO | NAME | TIME | NO | NAME | TIME | POS | NO | NAME | IDEAL | BEST | DIFF |
| | | | | | | | | | | | | | PERFECT LAP | 1:16.601 | |
| 1 | 46 | MASARATI P. / MAS | 21.836 | 46 | MASARATI P. / MAS | 41.238 | 46 | MASARATI P. / MAS | 13.527 | 1 | 46 | MASARATI P. / MAS | 1:16.601 | 1:16.601 | 0.000 |
| 2 | 12 | BATES | 22.154 | 12 | BATES | 41.372 | 12 | BATES | 13.867 | 2 | 12 | BATES | 1:17.393 | 1:17.792 | 0.399 |
| 3 | 11 | NEAL / HARVEY | 22.947 | 11 | NEAL / HARVEY | 42.317 | 5 | BECKER | 14.262 | 3 | 11 | NEAL / HARVEY | 1:19.527 | 1:19.715 | 0.188 |
| 4 | 5 | BECKER | 23.505 | 5 | BECKER | 43.490 | 11 | NEAL / HARVEY | 14.263 | 4 | 5 | BECKER | 1:21.257 | 1:21.490 | 0.233 |
| 5 | 50 | LUCKEY / HARRISON | 23.652 | 50 | LUCKEY / HARRISON | 43.897 | 50 | LUCKEY / HARRISON | 14.444 | 5 | 50 | LUCKEY / HARRISON | 1:21.993 | 1:22.121 | 0.128 |
| 6 | 69 | TALWAR | 24.312 | 69 | TALWAR | 45.040 | 69 | TALWAR | 14.474 | 6 | 69 | TALWAR | 1:23.826 | 1:23.964 | 0.138 |
| 7 | 7 | SPARROW M. / SP | 26.824 | 7 | SPARROW M. / SP | 50.310 | 7 | SPARROW M. / SP | 15.822 | 7 | 7 | SPARROW M. / SP | 1:32.956 | 1:32.275 | -0.681 |

Weather / Track : Cloudy / Dry

Results can be found at www.tsl-timing.com

Donington Park National
Circuit Length = 1.9790 miles
Start: 11:30 Flag 11:50 End: 11:52

Printed - 09:09 Monday, 12 April 2021

911 Challenge

QUALIFYING - RACE 5 - STATISTICS

Competitors Started 7
Planned Start 2021-04-11 @ 11:30:00.000
Actual Start 2021-04-11 @ 11:30:39.646
Finish Time 2021-04-11 @ 11:50:40.279
Track Length 1.9790mi.
Total Laps 87
Total Distance Covered 172.1788mi.

Session Fastest Lap History

| NO | NAME | LAP TIME | TIME OF DAY | LAP | VEHICLE |
|----|---------------------------|-----------------|--------------|-----|-----------|
| 46 | MASARATI P. / MASARATI M. | 1:24.754 | 11:32:32.562 | 1 | 911 Turbo |
| 46 | MASARATI P. / MASARATI M. | 1:17.525 | 11:33:50.087 | 2 | 911 Turbo |
| 46 | MASARATI P. / MASARATI M. | 1:16.601 | 11:36:28.528 | 4 | 911 Turbo |

Flag History


| TYPE | TIME OF DAY |
|--------|--------------|
| GREEN | 11:30:39.646 |
| FINISH | 11:50:40.279 |

Flag Statistics

| TYPE | COUNT | TOTAL LAPS | TOTAL TIME |
|------------|-------|------------|------------|
| Green | 1 | 14 | 21:34.230 |
| Red | 0 | 0 | 0.000 |
| Safety Car | 0 | 0 | 0.000 |
| FCY | 0 | 0 | 0.000 |

911 Challenge

RACE 5 - GRID (60 minutes)

| | | | | | | | | |
|--------------------------------------------------------------------------------------|---|----------|----|---------------------------|---|----------|----|---------------|
| ROW 4 | 7 | 1:32.275 | 7 | SPARROW M. / SPARROW R. | | | | |
| ROW 3 | 5 | 1:22.121 | 50 | LUCKEY / HARRISON | 6 | 1:23.964 | 69 | Sanjay TALWAR |
| ROW 2 | 3 | 1:19.715 | 11 | NEAL / HARVEY | 4 | 1:21.490 | 5 | Rainer BECKER |
| ROW 1 | 1 | 1:16.601 | 46 | MASARATI P. / MASARATI M. | 2 | 1:17.792 | 12 | Tim BATES |
| Pole | | | | | | | | |
|  | | | | | | | | |

These results are provisional until the conclusion of any judicial and technical matters.

Donington Park National
Circuit Length = 1.9790 miles

| | | |
|----------------------------------------|------------|--------------------------|
| Clerk Of Course : Simon Gnana-Pragasam | Stewards : | Timekeeper : Nick Palmer |
|----------------------------------------|------------|--------------------------|

911 Challenge

RACE 5 - CLASSIFICATION

| POS | NO | NAME | ENTRY | LAPS | TIME | GAP | DIFF | MPH | BEST | ON |
|-----|----|---------------------------|---------------|------|-------------|--------|--------|-------|----------|----|
| 1 | 46 | MASARATI P. / MASARATI M. | 911 Turbo | 45 | 1:00:05.781 | | | 88.87 | 1:15.009 | 33 |
| 2 | 12 | Tim BATES | 911 SC | 45 | 1:00:11.002 | 5.221 | 5.221 | 88.74 | 1:16.792 | 40 |
| 3 | 5 | Rainer BECKER | 911 RSR | 44 | 1:01:21.293 | 1 Lap | 1 Lap | 85.11 | 1:20.210 | 30 |
| 4 | 11 | NEAL / HARVEY | 964 Carrera 2 | 44 | 1:01:24.696 | 1 Lap | 3.403 | 85.04 | 1:20.352 | 43 |
| 5 | 50 | LUCKEY / HARRISON | 964 RS N/GT | 43 | 1:00:31.521 | 2 Laps | 1 Lap | 84.32 | 1:20.677 | 20 |
| 6 | 69 | Sanjay TALWAR | 911 SC | 41 | 1:00:27.771 | 4 Laps | 2 Laps | 80.48 | 1:25.927 | 26 |
| 7 | 7 | SPARROW M. / SPARROW R. | 911 2.7 | 38 | 1:00:23.930 | 7 Laps | 3 Laps | 74.67 | 1:31.054 | 32 |

FASTEST LAP

| | | | | | | |
|----|---------------------------|-----------|----|----------|-----------|------------|
| 46 | MASARATI P. / MASARATI M. | 911 Turbo | 33 | 1:15.009 | 94.98 mph | 152.86 kph |
|----|---------------------------|-----------|----|----------|-----------|------------|

Weather / Track : Cloudy / Dry

These results are provisional until the conclusion of any judicial and technical matters.

Donington Park National: 1.9790 miles

Race Distance: 45 Laps / 89.05 miles

Start: 16:11 Flag 17:11 End: 17:12

| | | |
|----------------------------------------|------------|--------------------------|
| Clerk Of Course : Simon Gnana-Pragasam | Stewards : | Timekeeper : Nick Palmer |
|----------------------------------------|------------|--------------------------|

911 Challenge

RACE 5 - LAP CHART

| LAP 1 @ 16:12:35.415 | | | LAP 2 @ 16:13:54.747 | | | LAP 3 @ 16:15:13.403 | | | LAP 4 @ 16:16:33.255 | | | LAP 5 @ 16:17:52.339 | | |
|----------------------|--------|----------|----------------------|--------|----------|----------------------|--------|----------|----------------------|----------|----------|----------------------|--------|----------|
| NO | BEHIND | LAP TIME | NO | BEHIND | LAP TIME | NO | BEHIND | LAP TIME | NO | BEHIND | LAP TIME | NO | BEHIND | LAP TIME |
| 12 | | 1:23.768 | 12 | | 1:19.332 | 12 | | 1:18.656 | 12 | | 1:19.852 | 12 | | 1:19.084 |
| 11 | 5.621 | 1:29.389 | 11 | 10.865 | 1:24.576 | 11 | 15.754 | 1:23.545 | 11 | 19.020 | 1:23.118 | 46 | 22.217 | 1:21.386 |
| 50 | 10.070 | 1:33.838 | 50 | 13.495 | 1:22.757 | 50 | 16.885 | 1:22.046 | 50 | 19.724 | 1:22.691 | 11 | 23.531 | 1:23.595 |
| 5 | 10.372 | 1:34.140 | 5 | 14.938 | 1:23.898 | 5 | 18.589 | 1:22.307 | 46 | 19.915 | 1:20.943 | 50 | 23.998 | 1:23.358 |
| 69 | 12.762 | 1:36.530 | 46 | 17.647 | 1:22.543 | 46 | 18.824 | 1:19.833 | 5 | 21.129 | 1:22.392 | 5 | 24.632 | 1:22.587 |
| 46 | 14.436 | 1:38.204 | 69 | 20.415 | 1:26.985 | 69 | 27.957 | 1:26.198 | 69 | 34.872 | 1:26.767 | 69 | 42.946 | 1:27.158 |
| 7 | 20.948 | 1:44.716 | 7 | 36.897 | 1:35.281 | 7 | 52.963 | 1:34.722 | 7 | 1:05.957 | 1:32.846 | | | |

Weather / Track : Cloudy / Dry

Results can be found at www.tsl-timing.com

Page 1 of 9

Donington Park National
Circuit Length = 1.9790 miles
Start: 16:11 Flag 17:11 End: 17:12

Printed - 09:11 Monday, 12 April 2021

911 Challenge

RACE 5 - LAP CHART

| LAP 6 @ 16:19:11.269 | | | LAP 7 @ 16:20:30.425 | | | LAP 8 @ 16:21:49.027 | | | LAP 9 @ 16:23:07.429 | | | LAP 10 @ 16:24:26.123 | | |
|----------------------|--------|----------|----------------------|--------|----------|----------------------|----------|----------|----------------------|----------|----------|-----------------------|--------|----------|
| NO | BEHIND | LAP TIME | NO | BEHIND | LAP TIME | NO | BEHIND | LAP TIME | NO | BEHIND | LAP TIME | NO | BEHIND | LAP TIME |
| 12 | | 1:18.930 | 12 | | 1:19.156 | 12 | | 1:18.602 | 12 | | 1:18.402 | 12 | | 1:18.694 |
| 7 | 1 Lap | 1:35.582 | 7 | 1 Lap | 1:32.454 | 46 | 25.102 | 1:20.415 | 46 | 26.896 | 1:20.196 | 46 | 27.639 | 1:19.437 |
| 46 | 23.142 | 1:19.855 | 46 | 23.289 | 1:19.303 | 7 | 1 Lap | 1:32.831 | 11 | 40.405 | 1:23.216 | 11 | 43.398 | 1:21.687 |
| 11 | 28.303 | 1:23.702 | 11 | 32.275 | 1:23.128 | 11 | 35.591 | 1:21.918 | 5 | 40.748 | 1:23.024 | 5 | 44.029 | 1:21.975 |
| 5 | 28.996 | 1:23.294 | 5 | 32.659 | 1:22.819 | 5 | 36.126 | 1:22.069 | 50 | 41.620 | 1:22.993 | 50 | 44.652 | 1:21.726 |
| 50 | 30.012 | 1:24.944 | 50 | 33.380 | 1:22.524 | 50 | 37.029 | 1:22.251 | 7 | 1 Lap | 1:33.857 | 7 | 1 Lap | 1:32.188 |
| 69 | 50.847 | 1:26.831 | 69 | 58.404 | 1:26.713 | 69 | 1:06.717 | 1:26.915 | 69 | 1:15.476 | 1:27.161 | | | |

Weather / Track : Cloudy / Dry

Results can be found at www.tsl-timing.com

Page 2 of 9

Donington Park National
Circuit Length = 1.9790 miles
Start: 16:11 Flag 17:11 End: 17:12

Printed - 09:11 Monday, 12 April 2021

911 Challenge

RACE 5 - LAP CHART

| LAP 11 @ 16:25:44.799 | | | LAP 12 @ 16:27:03.720 | | | LAP 13 @ 16:28:22.922 | | | LAP 14 @ 16:29:41.666 | | | LAP 15 @ 16:31:00.318 | | |
|-----------------------|--------|----------|-----------------------|--------|----------|-----------------------|--------|----------|-----------------------|--------|----------|-----------------------|----------|----------|
| NO | BEHIND | LAP TIME | NO | BEHIND | LAP TIME | NO | BEHIND | LAP TIME | NO | BEHIND | LAP TIME | NO | BEHIND | LAP TIME |
| 12 | | 1:18.676 | 12 | | 1:18.921 | 12 | | 1:19.202 | 12 | | 1:18.744 | 12 | | 1:18.652 |
| 69 | 1 Lap | 1:26.500 | 69 | 1 Lap | 1:26.568 | 7 | 2 Laps | 1:33.200 | 7 | 2 Laps | 1:32.127 | 46 | 31.861 | 1:20.517 |
| 46 | 28.436 | 1:19.473 | 46 | 28.842 | 1:19.327 | 69 | 1 Lap | 1:26.824 | 69 | 1 Lap | 1:26.076 | 69 | 1 Lap | 1:26.149 |
| 11 | 47.061 | 1:22.339 | 11 | 50.084 | 1:21.944 | 46 | 28.860 | 1:19.220 | 46 | 29.996 | 1:19.880 | 7 | 2 Laps | 1:33.740 |
| 5 | 47.341 | 1:21.988 | 5 | 50.541 | 1:22.121 | 11 | 52.820 | 1:21.938 | 11 | 55.905 | 1:21.829 | 11 | 59.427 | 1:22.174 |
| 50 | 47.846 | 1:21.870 | 50 | 51.643 | 1:22.718 | 50 | 53.782 | 1:21.341 | 50 | 56.309 | 1:21.271 | 50 | 1:00.083 | 1:22.426 |
| 7 | 1 Lap | 1:31.703 | | | | 5 | 54.386 | 1:23.047 | 5 | 57.369 | 1:21.727 | 5 | 1:00.382 | 1:21.665 |

Weather / Track : Cloudy / Dry

Results can be found at www.tsl-timing.com

Page 3 of 9

Donington Park National
Circuit Length = 1.9790 miles
Start: 16:11 Flag 17:11 End: 17:12

Printed - 09:11 Monday, 12 April 2021

911 Challenge

RACE 5 - LAP CHART

| LAP 16 @ 16:32:19.023 | | | LAP 17 @ 16:33:37.576 | | | LAP 18 @ 16:34:56.544 | | | LAP 19 @ 16:36:19.431 | | | LAP 20 @ 16:38:14.819 | | |
|-----------------------|----------|------------|-----------------------|----------|----------|-----------------------|----------|----------|-----------------------|----------|------------|-----------------------|--------|------------|
| NO | BEHIND | LAP TIME | NO | BEHIND | LAP TIME | NO | BEHIND | LAP TIME | NO | BEHIND | LAP TIME | NO | BEHIND | LAP TIME |
| 12 | | 1:18.705 | 12 | | 1:18.553 | 12 | | 1:18.968 | 12 | | 1:22.887 P | 46 | | 1:25.605 P |
| 46 | 32.374 | 1:19.218 | 46 | 32.775 | 1:18.954 | 46 | 33.045 | 1:19.238 | 46 | 29.783 | 1:19.625 | 11 | 1 Lap | 1:21.582 |
| 69 | 1 Lap | 1:26.165 | 69 | 1 Lap | 1:26.654 | 11 | 1 Lap | 2:26.175 | 11 | 1 Lap | 1:21.413 | 12 | 21.970 | 2:17.358 |
| 7 | 2 Laps | 1:32.572 | 7 | 2 Laps | 1:31.424 | 69 | 1 Lap | 1:26.544 | 69 | 1 Lap | 1:26.431 | 69 | 1 Lap | 1:27.174 |
| 5 | 1:04.220 | 1:22.543 | 50 | 1:06.999 | 1:21.177 | 50 | 1:10.194 | 1:22.163 | 50 | 1:08.295 | 1:20.988 | 50 | 33.584 | 1:20.677 |
| 50 | 1:04.375 | 1:22.997 | 5 | 1:07.436 | 1:21.769 | 5 | 1:11.080 | 1:22.612 | 5 | 1:09.238 | 1:21.045 | 5 | 34.458 | 1:20.608 |
| 11 | 1:08.426 | 1:27.704 P | | | | 7 | 2 Laps | 1:32.265 | 7 | 2 Laps | 1:36.756 P | | | |

Weather / Track : Cloudy / Dry

Results can be found at www.tsl-timing.com

Page 4 of 9

Donington Park National
 Circuit Length = 1.9790 miles
 Start: 16:11 Flag 17:11 End: 17:12

Printed - 09:11 Monday, 12 April 2021

911 Challenge

RACE 5 - LAP CHART

| LAP 21 @ 16:39:55.136 | | | LAP 22 @ 16:41:13.378 | | | LAP 23 @ 16:42:31.860 | | | LAP 24 @ 16:43:51.424 | | | LAP 25 @ 16:45:10.607 | | |
|-----------------------|--------|----------|-----------------------|--------|------------|-----------------------|--------|----------|-----------------------|--------|----------|-----------------------|--------|----------|
| NO | BEHIND | LAP TIME | NO | BEHIND | LAP TIME | NO | BEHIND | LAP TIME | NO | BEHIND | LAP TIME | NO | BEHIND | LAP TIME |
| 12 | | 1:18.347 | 12 | | 1:18.242 | 12 | | 1:18.482 | 12 | | 1:19.564 | 12 | | 1:19.183 |
| 11 | 1 Lap | 1:21.438 | 11 | 1 Lap | 1:21.596 | 11 | 1 Lap | 1:21.350 | 50 | 1 Lap | 2:24.879 | 50 | 1 Lap | 1:23.384 |
| 50 | 14.210 | 1:20.943 | 5 | 19.429 | 1:21.846 | 5 | 24.028 | 1:23.081 | 7 | 4 Laps | 1:32.294 | 11 | 1 Lap | 1:21.365 |
| 5 | 15.825 | 1:21.684 | 50 | 20.117 | 1:24.149 P | 46 | 34.773 | 1:16.853 | 11 | 1 Lap | 1:21.183 | 7 | 4 Laps | 1:31.957 |
| 69 | 1 Lap | 1:27.022 | 69 | 1 Lap | 1:31.727 P | | | | 69 | 2 Laps | 2:22.463 | 69 | 2 Laps | 1:26.026 |
| 46 | 37.074 | 2:17.391 | 46 | 36.402 | 1:17.570 | | | | 5 | 26.488 | 1:22.024 | 46 | 29.727 | 1:16.747 |
| 7 | 3 Laps | 3:04.771 | 7 | 3 Laps | 1:33.008 | | | | 46 | 32.163 | 1:16.954 | 5 | 29.883 | 1:22.578 |

Weather / Track : Cloudy / Dry

Results can be found at www.tsl-timing.com

Page 5 of 9

Donington Park National
Circuit Length = 1.9790 miles
Start: 16:11 Flag 17:11 End: 17:12

Printed - 09:11 Monday, 12 April 2021

911 Challenge

RACE 5 - LAP CHART

| LAP 26 @ 16:46:29.763 | | | LAP 27 @ 16:47:48.511 | | | LAP 28 @ 16:49:07.470 | | | LAP 29 @ 16:50:26.302 | | | LAP 30 @ 16:51:44.333 | | |
|-----------------------|--------|------------|-----------------------|--------|----------|-----------------------|--------|----------|-----------------------|--------|----------|-----------------------|--------|----------|
| NO | BEHIND | LAP TIME | NO | BEHIND | LAP TIME | NO | BEHIND | LAP TIME | NO | BEHIND | LAP TIME | NO | BEHIND | LAP TIME |
| 12 | | 1:19.156 | 12 | | 1:18.748 | 12 | | 1:18.959 | 12 | | 1:18.832 | 12 | | 1:18.031 |
| 11 | 1 Lap | 1:20.992 | 11 | 1 Lap | 1:20.566 | 5 | 1 Lap | 2:15.298 | 5 | 1 Lap | 1:20.961 | 46 | 18.744 | 1:16.051 |
| 50 | 1 Lap | 1:24.687 | 50 | 1 Lap | 1:23.100 | 11 | 1 Lap | 1:21.158 | 46 | 20.724 | 1:15.955 | 5 | 1 Lap | 1:21.183 |
| 46 | 28.342 | 1:17.771 | 46 | 26.096 | 1:16.502 | 46 | 23.601 | 1:16.464 | 11 | 1 Lap | 1:20.979 | 11 | 1 Lap | 1:21.857 |
| 69 | 2 Laps | 1:28.424 | 69 | 2 Laps | 1:26.187 | 50 | 1 Lap | 1:23.750 | 50 | 1 Lap | 1:24.218 | 50 | 1 Lap | 1:23.014 |
| 5 | 36.116 | 1:25.389 P | 7 | 4 Laps | 1:32.455 | 69 | 2 Laps | 1:25.927 | 69 | 2 Laps | 1:27.301 | 69 | 2 Laps | 1:27.071 |
| 7 | 4 Laps | 1:33.998 | | | | 7 | 4 Laps | 1:32.320 | 7 | 4 Laps | 1:31.573 | | | |

Weather / Track : Cloudy / Dry

Results can be found at www.tsl-timing.com

Page 6 of 9

Donington Park National
Circuit Length = 1.9790 miles
Start: 16:11 Flag 17:11 End: 17:12

Printed - 09:11 Monday, 12 April 2021

911 Challenge

RACE 5 - LAP CHART

| LAP 31 @ 16:53:02.554 | | | LAP 32 @ 16:54:20.727 | | | LAP 33 @ 16:55:39.487 | | | LAP 34 @ 16:56:57.688 | | | LAP 35 @ 16:58:15.386 | | |
|-----------------------|--------|----------|-----------------------|--------|----------|-----------------------|--------|----------|-----------------------|--------|----------|-----------------------|--------|----------|
| NO | BEHIND | LAP TIME | NO | BEHIND | LAP TIME | NO | BEHIND | LAP TIME | NO | BEHIND | LAP TIME | NO | BEHIND | LAP TIME |
| 12 | | 1:18.221 | 12 | | 1:18.173 | 12 | | 1:18.760 | 12 | | 1:18.201 | 12 | | 1:17.698 |
| 7 | 5 Laps | 1:31.226 | 46 | 14.656 | 1:16.655 | 69 | 3 Laps | 1:26.281 | 46 | 7.840 | 1:15.136 | 46 | 5.152 | 1:15.010 |
| 46 | 16.174 | 1:15.651 | 5 | 1 Lap | 1:20.920 | 46 | 10.905 | 1:15.009 | 69 | 3 Laps | 1:26.460 | 69 | 3 Laps | 1:26.657 |
| 5 | 1 Lap | 1:20.210 | 7 | 5 Laps | 1:32.815 | 5 | 1 Lap | 1:21.367 | 5 | 1 Lap | 1:22.143 | 5 | 1 Lap | 1:21.487 |
| 11 | 1 Lap | 1:22.458 | 11 | 1 Lap | 1:23.183 | 7 | 5 Laps | 1:32.099 | 11 | 1 Lap | 1:22.658 | 11 | 1 Lap | 1:22.623 |
| 50 | 1 Lap | 1:22.814 | 50 | 1 Lap | 1:23.275 | 11 | 1 Lap | 1:24.541 | 7 | 5 Laps | 1:31.718 | 50 | 1 Lap | 1:23.125 |
| 69 | 2 Laps | 1:27.449 | | | | 50 | 1 Lap | 1:23.495 | 50 | 1 Lap | 1:22.958 | 7 | 5 Laps | 1:31.643 |

Weather / Track : Cloudy / Dry

Results can be found at www.tsl-timing.com

Page 7 of 9

Donington Park National
Circuit Length = 1.9790 miles
Start: 16:11 Flag 17:11 End: 17:12

Printed - 09:11 Monday, 12 April 2021

911 Challenge

RACE 5 - LAP CHART

| LAP 36 @ 16:59:33.530 | | | LAP 37 @ 17:00:51.185 | | | LAP 38 @ 17:02:11.450 | | | LAP 39 @ 17:03:31.025 | | | LAP 40 @ 17:04:46.743 | | |
|-----------------------|--------|----------|-----------------------|--------|----------|-----------------------|--------|----------|-----------------------|--------|----------|-----------------------|--------|----------|
| NO | BEHIND | LAP TIME | NO | BEHIND | LAP TIME | NO | BEHIND | LAP TIME | NO | BEHIND | LAP TIME | NO | BEHIND | LAP TIME |
| 12 | | 1:18.144 | 12 | | 1:17.655 | 12 | | 1:20.265 | 46 | | 1:18.968 | 46 | | 1:15.718 |
| 46 | 2.788 | 1:15.780 | 46 | 0.897 | 1:15.764 | 46 | 0.607 | 1:19.975 | 12 | 0.612 | 1:20.187 | 12 | 1.686 | 1:16.792 |
| 69 | 3 Laps | 1:26.794 | 7 | 6 Laps | 1:32.813 | 7 | 6 Laps | 1:31.054 | 7 | 6 Laps | 1:31.522 | 7 | 6 Laps | 1:31.682 |
| 5 | 1 Lap | 1:21.503 | 69 | 3 Laps | 1:27.284 | 5 | 1 Lap | 1:22.692 | 5 | 1 Lap | 1:22.456 | 5 | 1 Lap | 1:22.454 |
| 11 | 1 Lap | 1:21.593 | 5 | 1 Lap | 1:21.757 | 69 | 3 Laps | 1:27.176 | 69 | 3 Laps | 1:26.172 | 11 | 1 Lap | 1:20.552 |
| 50 | 1 Lap | 1:21.892 | 11 | 1 Lap | 1:20.786 | 11 | 1 Lap | 1:21.343 | 11 | 1 Lap | 1:21.383 | 69 | 3 Laps | 1:26.751 |
| | | | 50 | 1 Lap | 1:22.074 | 50 | 1 Lap | 1:22.274 | 50 | 1 Lap | 1:22.332 | | | |

Weather / Track : Cloudy / Dry

Results can be found at www.tsl-timing.com

Page 8 of 9

Donington Park National
Circuit Length = 1.9790 miles
Start: 16:11 Flag 17:11 End: 17:12

Printed - 09:11 Monday, 12 April 2021

911 Challenge

RACE 5 - LAP CHART

| LAP 41 @ 17:06:03.516 | | | LAP 42 @ 17:07:20.091 | | | LAP 43 @ 17:08:37.991 | | | LAP 44 @ 17:09:57.217 | | | LAP 45 @ 17:11:17.428 | | |
|-----------------------|--------|----------|-----------------------|--------|----------|-----------------------|--------|----------|-----------------------|--------|----------|-----------------------|--------|----------|
| NO | BEHIND | LAP TIME | NO | BEHIND | LAP TIME | NO | BEHIND | LAP TIME | NO | BEHIND | LAP TIME | NO | BEHIND | LAP TIME |
| 46 | | 1:16.773 | 46 | | 1:16.575 | 46 | | 1:17.900 | 46 | | 1:19.226 | 46 | | 1:20.211 |
| 12 | 3.110 | 1:18.197 | 12 | 5.035 | 1:18.500 | 12 | 6.141 | 1:19.006 | 12 | 6.341 | 1:19.426 | 12 | 5.221 | 1:19.091 |
| 50 | 2 Laps | 1:25.825 | 50 | 2 Laps | 1:22.653 | 69 | 4 Laps | 1:28.209 | 7 | 7 Laps | 1:31.922 | 7 | 7 Laps | 1:31.694 |
| 7 | 6 Laps | 1:31.266 | 5 | 1 Lap | 1:23.837 | 50 | 2 Laps | 1:23.511 | 69 | 4 Laps | 1:27.070 | 69 | 4 Laps | 1:27.024 |
| 5 | 1 Lap | 1:23.112 | 7 | 6 Laps | 1:31.836 | 5 | 1 Lap | 1:22.549 | 50 | 2 Laps | 1:23.325 | 50 | 2 Laps | 1:23.088 |
| 11 | 1 Lap | 1:21.322 | 11 | 1 Lap | 1:20.791 | 11 | 1 Lap | 1:21.627 | 5 | 1 Lap | 1:22.456 | 5 | 1 Lap | 1:20.676 |
| 69 | 3 Laps | 1:25.953 | | | | | | | 11 | 1 Lap | 1:20.352 | 11 | 1 Lap | 1:22.028 |

Weather / Track : Cloudy / Dry

Results can be found at www.tsl-timing.com

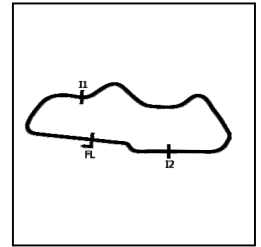
Page 9 of 9

Donington Park National
Circuit Length = 1.9790 miles
Start: 16:11 Flag 17:11 End: 17:12

Printed - 09:11 Monday, 12 April 2021

911 Challenge

RACE 5 - SECTOR ANALYSIS



SECTOR 1 = FL to I1, SECTOR 2 = I1 to I2, SECTOR 3 = I2 to FL, DIFF = Difference To Personal Best Lap, P = Crossed Finish Line in Pit Lane, D = Time Disallowed

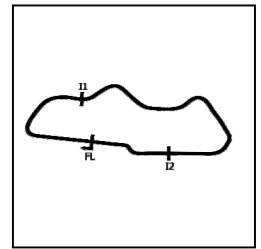
| P1 46 | | MASARATI P. / MASARATI M. | | 911 Turbo | | | |
|---------------------------|---------------|---------------------------|---------------|---------------------|--------------|----------|---------------------|
| IDEAL LAP TIME : 1:14.766 | | BEST LAP TIME : 1:15.009 | | DIFFERENCE : 0.243 | | | |
| LAP | SECTOR 1 | SECTOR 2 | SECTOR 3 | LAP TIME | MPH | DIFF | TIME OF DAY |
| 1 - | | 54.141 | 14.539 | 1:38.204 | 72.54 | 23.195 | 16:12:49.851 |
| 2 - | 23.416 | 44.605 | 14.522 | 1:22.543 | 86.31 | 7.534 | 16:14:12.394 |
| 3 - | 22.556 | 42.950 | 14.327 | 1:19.833 | 89.24 | 4.824 | 16:15:32.227 |
| 4 - | 23.018 | 42.849 | 15.076 | 1:20.943 | 88.02 | 5.934 | 16:16:53.170 |
| 5 - | 23.336 | 43.867 | 14.183 | 1:21.386 | 87.54 | 6.377 | 16:18:14.556 |
| 6 - | 22.641 | 42.786 | 14.428 | 1:19.855 | 89.21 | 4.846 | 16:19:34.411 |
| 7 - | 22.611 | 42.368 | 14.324 | 1:19.303 | 89.84 | 4.294 | 16:20:53.714 |
| 8 - | 22.469 | 43.732 | 14.214 | 1:20.415 | 88.59 | 5.406 | 16:22:14.129 |
| 9 - | 22.700 | 42.918 | 14.578 | 1:20.196 | 88.84 | 5.187 | 16:23:34.325 |
| 10 - | 22.671 | 42.532 | 14.234 | 1:19.437 | 89.68 | 4.428 | 16:24:53.762 |
| 11 - | 22.606 | 42.563 | 14.304 | 1:19.473 | 89.64 | 4.464 | 16:26:13.235 |
| 12 - | 22.308 | 42.625 | 14.394 | 1:19.327 | 89.81 | 4.318 | 16:27:32.562 |
| 13 - | 22.508 | 42.410 | 14.302 | 1:19.220 | 89.93 | 4.211 | 16:28:51.782 |
| 14 - | 22.655 | 42.888 | 14.337 | 1:19.880 | 89.19 | 4.871 | 16:30:11.662 |
| 15 - | 22.585 | 43.752 | 14.180 | 1:20.517 | 88.48 | 5.508 | 16:31:32.179 |
| 16 - | 22.642 | 42.478 | 14.098 | 1:19.218 | 89.93 | 4.209 | 16:32:51.397 |
| 17 - | 22.227 | 42.619 | 14.108 | 1:18.954 | 90.23 | 3.945 | 16:34:10.351 |
| 18 - | 22.294 | 42.710 | 14.234 | 1:19.238 | 89.91 | 4.229 | 16:35:29.589 |
| 19 - | 22.515 | 42.644 | 14.466 | 1:19.625 | 89.47 | 4.616 | 16:36:49.214 |
| 20 - | 22.480 | 42.647 | IN PIT | 1:25.605 | P 83.22 | 10.596 | 16:38:14.819 |
| 21 - | OUTLAP | 42.455 | 14.139 | 2:17.391 | 51.85 | 1:02.382 | 16:40:32.210 |
| 22 - | 22.018 | 41.806 | 13.746 | 1:17.570 | 91.84 | 2.561 | 16:41:49.780 |
| 23 - | 21.854 | 41.421 | 13.578 | 1:16.853 | 92.70 | 1.844 | 16:43:06.633 |
| 24 - | 21.751 | 41.610 | 13.593 | 1:16.954 | 92.58 | 1.945 | 16:44:23.587 |
| 25 - | 21.940 | 41.125 | 13.682 | 1:16.747 | 92.83 | 1.738 | 16:45:40.334 |
| 26 - | 21.663 | 42.652 | 13.456 | 1:17.771 | 91.61 | 2.762 | 16:46:58.105 |
| 27 - | 21.859 | 40.995 | 13.648 | 1:16.502 | 93.13 | 1.493 | 16:48:14.607 |
| 28 - | 21.718 | 41.170 | 13.576 | 1:16.464 | 93.17 | 1.455 | 16:49:31.071 |
| 29 - | 21.557 | 40.861 | 13.537 | 1:15.955 | 93.80 | 0.946 | 16:50:47.026 |
| 30 - | 21.573 | 40.893 | 13.585 | 1:16.051 | 93.68 | 1.042 | 16:52:03.077 |
| 31 - | 21.705 | 40.619 | 13.327 | 1:15.651 | 94.17 | 0.642 | 16:53:18.728 |
| 32 - | 21.721 | 41.484 | 13.450 | 1:16.655 | 92.94 | 1.646 | 16:54:35.383 |
| 33 - | 21.347 | 40.458 | 13.204 | 1:15.009 (1) | 94.98 | | 16:55:50.392 |
| 34 - | 21.414 | 40.692 | 13.030 | 1:15.136 | (3) 94.82 | 0.127 | 16:57:05.528 |
| 35 - | 21.528 | 40.403 | 13.079 | 1:15.010 | (2) 94.98 | 0.001 | 16:58:20.538 |
| 36 - | 21.437 | 40.843 | 13.500 | 1:15.780 | 94.01 | 0.771 | 16:59:36.318 |
| 37 - | 21.635 | 40.389 | 13.740 | 1:15.764 | 94.03 | 0.755 | 17:00:52.082 |
| 38 - | 21.954 | 41.654 | 16.367 | 1:19.975 | 89.08 | 4.966 | 17:02:12.057 |
| 39 - | 22.298 | 42.909 | 13.761 | 1:18.968 | 90.22 | 3.959 | 17:03:31.025 |
| 40 - | 21.770 | 40.486 | 13.462 | 1:15.718 | 94.09 | 0.709 | 17:04:46.743 |
| 41 - | 21.688 | 41.509 | 13.576 | 1:16.773 | 92.80 | 1.764 | 17:06:03.516 |
| 42 - | 21.701 | 41.049 | 13.825 | 1:16.575 | 93.04 | 1.566 | 17:07:20.091 |
| 43 - | 22.429 | 41.781 | 13.690 | 1:17.900 | 91.45 | 2.891 | 17:08:37.991 |
| 44 - | 22.374 | 42.703 | 14.149 | 1:19.226 | 89.92 | 4.217 | 17:09:57.217 |
| 45 - | 22.566 | 42.766 | 14.879 | 1:20.211 | 88.82 | 5.202 | 17:11:17.428 |

Weather / Track : Cloudy / Dry

Donington Park National
 Circuit Length = 1.9790 miles
 Start: 16:11 Flag 17:11 End: 17:12

911 Challenge

RACE 5 - SECTOR ANALYSIS

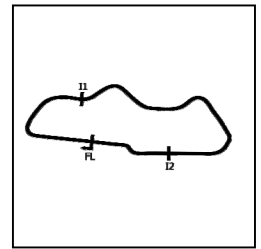


SECTOR 1 = FL to I1, SECTOR 2 = I1 to I2, SECTOR 3 = I2 to FL, DIFF = Difference To Personal Best Lap, P = Crossed Finish Line in Pit Lane, D = Time Disallowed

| P2 12 | | Tim BATES | | 911 SC | | | |
|---------------------------|---------------|--------------------------|---------------|--------------------|-------------------------|----------|---------------------|
| IDEAL LAP TIME : 1:16.792 | | BEST LAP TIME : 1:16.792 | | DIFFERENCE : 0.000 | | | |
| LAP | SECTOR 1 | SECTOR 2 | SECTOR 3 | LAP TIME | MPH | DIFF | TIME OF DAY |
| 1 - | | 41.802 | 14.072 | 1:23.768 | 85.05 | 6.976 | 16:12:35.415 |
| 2 - | 22.772 | 42.471 | 14.089 | 1:19.332 | 89.80 | 2.540 | 16:13:54.747 |
| 3 - | 22.477 | 41.955 | 14.224 | 1:18.656 | 90.57 | 1.864 | 16:15:13.403 |
| 4 - | 22.447 | 43.409 | 13.996 | 1:19.852 | 89.22 | 3.060 | 16:16:33.255 |
| 5 - | 22.490 | 42.490 | 14.104 | 1:19.084 | 90.08 | 2.292 | 16:17:52.339 |
| 6 - | 22.552 | 42.226 | 14.152 | 1:18.930 | 90.26 | 2.138 | 16:19:11.269 |
| 7 - | 22.651 | 42.273 | 14.232 | 1:19.156 | 90.00 | 2.364 | 16:20:30.425 |
| 8 - | 22.516 | 42.048 | 14.038 | 1:18.602 | 90.64 | 1.810 | 16:21:49.027 |
| 9 - | 22.403 | 41.978 | 14.021 | 1:18.402 | 90.87 | 1.610 | 16:23:07.429 |
| 10 - | 22.472 | 42.022 | 14.200 | 1:18.694 | 90.53 | 1.902 | 16:24:26.123 |
| 11 - | 22.175 | 42.469 | 14.032 | 1:18.676 | 90.55 | 1.884 | 16:25:44.799 |
| 12 - | 22.502 | 42.232 | 14.187 | 1:18.921 | 90.27 | 2.129 | 16:27:03.720 |
| 13 - | 22.354 | 42.506 | 14.342 | 1:19.202 | 89.95 | 2.410 | 16:28:22.922 |
| 14 - | 22.358 | 42.302 | 14.084 | 1:18.744 | 90.47 | 1.952 | 16:29:41.666 |
| 15 - | 22.387 | 42.242 | 14.023 | 1:18.652 | 90.58 | 1.860 | 16:31:00.318 |
| 16 - | 22.437 | 42.126 | 14.142 | 1:18.705 | 90.52 | 1.913 | 16:32:19.023 |
| 17 - | 22.364 | 42.134 | 14.055 | 1:18.553 | 90.69 | 1.761 | 16:33:37.576 |
| 18 - | 22.242 | 42.714 | 14.012 | 1:18.968 | 90.22 | 2.176 | 16:34:56.544 |
| 19 - | 22.374 | 42.487 | IN PIT | 1:22.887 | P 85.95 | 6.095 | 16:36:19.431 |
| 20 - | OUTLAP | 43.390 | 14.991 | 2:17.358 | 51.86 | 1:00.566 | 16:38:36.789 |
| 21 - | 22.443 | 41.856 | 14.048 | 1:18.347 | 90.93 | 1.555 | 16:39:55.136 |
| 22 - | 22.450 | 41.800 | 13.992 | 1:18.242 | 91.05 | 1.450 | 16:41:13.378 |
| 23 - | 22.298 | 42.174 | 14.010 | 1:18.482 | 90.78 | 1.690 | 16:42:31.860 |
| 24 - | 22.699 | 42.686 | 14.179 | 1:19.564 | 89.54 | 2.772 | 16:43:51.424 |
| 25 - | 22.582 | 42.474 | 14.127 | 1:19.183 | 89.97 | 2.391 | 16:45:10.607 |
| 26 - | 22.609 | 42.470 | 14.077 | 1:19.156 | 90.00 | 2.364 | 16:46:29.763 |
| 27 - | 22.535 | 42.075 | 14.138 | 1:18.748 | 90.47 | 1.956 | 16:47:48.511 |
| 28 - | 22.635 | 42.109 | 14.215 | 1:18.959 | 90.23 | 2.167 | 16:49:07.470 |
| 29 - | 22.334 | 42.350 | 14.148 | 1:18.832 | 90.37 | 2.040 | 16:50:26.302 |
| 30 - | 22.386 | 41.719 | 13.926 | 1:18.031 | 91.30 | 1.239 | 16:51:44.333 |
| 31 - | 22.373 | 41.899 | 13.949 | 1:18.221 | 91.08 | 1.429 | 16:53:02.554 |
| 32 - | 22.249 | 41.992 | 13.932 | 1:18.173 | 91.13 | 1.381 | 16:54:20.727 |
| 33 - | 22.383 | 42.365 | 14.012 | 1:18.760 | 90.46 | 1.968 | 16:55:39.487 |
| 34 - | 22.207 | 41.937 | 14.057 | 1:18.201 | 91.10 | 1.409 | 16:56:57.688 |
| 35 - | 22.162 | 41.686 | 13.850 | 1:17.698 | (3) 91.69 | 0.906 | 16:58:15.386 |
| 36 - | 22.262 | 41.760 | 14.122 | 1:18.144 | 91.17 | 1.352 | 16:59:33.530 |
| 37 - | 22.130 | 41.401 | 14.124 | 1:17.655 | (2) 91.74 | 0.863 | 17:00:51.185 |
| 38 - | 22.389 | 42.145 | 15.731 | 1:20.265 | 88.76 | 3.473 | 17:02:11.450 |
| 39 - | 22.713 | 43.307 | 14.167 | 1:20.187 | 88.85 | 3.395 | 17:03:31.637 |
| 40 - | 22.003 | 41.225 | 13.564 | 1:16.792 | (1) 92.77 | | 17:04:48.429 |
| 41 - | 22.011 | 42.504 | 13.682 | 1:18.197 | 91.11 | 1.405 | 17:06:06.626 |
| 42 - | 22.339 | 42.129 | 14.032 | 1:18.500 | 90.75 | 1.708 | 17:07:25.126 |
| 43 - | 22.358 | 42.286 | 14.362 | 1:19.006 | 90.17 | 2.214 | 17:08:44.132 |
| 44 - | 22.708 | 42.429 | 14.289 | 1:19.426 | 89.70 | 2.634 | 17:10:03.558 |
| 45 - | 22.407 | 42.380 | 14.304 | 1:19.091 | 90.08 | 2.299 | 17:11:22.649 |

911 Challenge

RACE 5 - SECTOR ANALYSIS



SECTOR 1 = FL to I1, SECTOR 2 = I1 to I2, SECTOR 3 = I2 to FL, DIFF = Difference To Personal Best Lap, P = Crossed Finish Line in Pit Lane, D = Time Disallowed

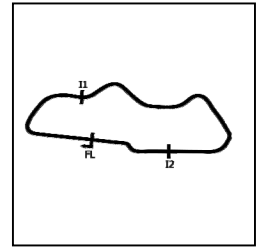
| P3 | | 5 | | Rainer BECKER | | 911 RSR | |
|---------------------------|---------------|--------------------------|---------------|---------------------|--------------|---------|---------------------|
| IDEAL LAP TIME : 1:20.062 | | BEST LAP TIME : 1:20.210 | | DIFFERENCE : 0.148 | | | |
| LAP | SECTOR 1 | SECTOR 2 | SECTOR 3 | LAP TIME | MPH | DIFF | TIME OF DAY |
| 1 - | | 48.244 | 15.600 | 1:34.140 | 75.68 | 13.930 | 16:12:45.787 |
| 2 - | 24.785 | 44.303 | 14.810 | 1:23.898 | 84.92 | 3.688 | 16:14:09.685 |
| 3 - | 23.343 | 43.919 | 15.045 | 1:22.307 | 86.56 | 2.097 | 16:15:31.992 |
| 4 - | 24.479 | 43.341 | 14.572 | 1:22.392 | 86.47 | 2.182 | 16:16:54.384 |
| 5 - | 23.382 | 44.052 | 15.153 | 1:22.587 | 86.26 | 2.377 | 16:18:16.971 |
| 6 - | 24.053 | 44.544 | 14.697 | 1:23.294 | 85.53 | 3.084 | 16:19:40.265 |
| 7 - | 24.075 | 44.162 | 14.582 | 1:22.819 | 86.02 | 2.609 | 16:21:03.084 |
| 8 - | 23.811 | 43.541 | 14.717 | 1:22.069 | 86.81 | 1.859 | 16:22:25.153 |
| 9 - | 23.891 | 44.694 | 14.439 | 1:23.024 | 85.81 | 2.814 | 16:23:48.177 |
| 10 - | 23.550 | 43.926 | 14.499 | 1:21.975 | 86.91 | 1.765 | 16:25:10.152 |
| 11 - | 23.562 | 43.905 | 14.521 | 1:21.988 | 86.89 | 1.778 | 16:26:32.140 |
| 12 - | 24.176 | 43.214 | 14.731 | 1:22.121 | 86.75 | 1.911 | 16:27:54.261 |
| 13 - | 23.923 | 44.602 | 14.522 | 1:23.047 | 85.79 | 2.837 | 16:29:17.308 |
| 14 - | 23.502 | 43.583 | 14.642 | 1:21.727 | 87.17 | 1.517 | 16:30:39.035 |
| 15 - | 23.389 | 43.919 | 14.357 | 1:21.665 | 87.24 | 1.455 | 16:32:00.700 |
| 16 - | 23.455 | 43.598 | 15.490 | 1:22.543 | 86.31 | 2.333 | 16:33:23.243 |
| 17 - | 24.019 | 43.328 | 14.422 | 1:21.769 | 87.13 | 1.559 | 16:34:45.012 |
| 18 - | 23.408 | 44.672 | 14.532 | 1:22.612 | 86.24 | 2.402 | 16:36:07.624 |
| 19 - | 23.239 | 43.304 | 14.502 | 1:21.045 | 87.90 | 0.835 | 16:37:28.669 |
| 20 - | 23.161 | 43.255 | 14.192 | 1:20.608 (2) | 88.38 | 0.398 | 16:38:49.277 |
| 21 - | 23.868 | 43.376 | 14.440 | 1:21.684 | 87.22 | 1.474 | 16:40:10.961 |
| 22 - | 23.401 | 43.682 | 14.763 | 1:21.846 | 87.04 | 1.636 | 16:41:32.807 |
| 23 - | 23.642 | 44.739 | 14.700 | 1:23.081 | 85.75 | 2.871 | 16:42:55.888 |
| 24 - | 23.704 | 43.820 | 14.500 | 1:22.024 | 86.86 | 1.814 | 16:44:17.912 |
| 25 - | 23.775 | 44.120 | 14.683 | 1:22.578 | 86.27 | 2.368 | 16:45:40.490 |
| 26 - | 23.308 | 43.942 | IN PIT | 1:25.389 P | 83.43 | 5.179 | 16:47:05.879 |
| 27 - | OUTLAP | 43.782 | 14.731 | 2:15.298 | 52.65 | 55.088 | 16:49:21.177 |
| 28 - | 23.272 | 43.356 | 14.333 | 1:20.961 | 88.00 | 0.751 | 16:50:42.138 |
| 29 - | 23.468 | 43.094 | 14.621 | 1:21.183 | 87.76 | 0.973 | 16:52:03.321 |
| 30 - | 23.124 | 42.746 | 14.340 | 1:20.210 (1) | 88.82 | | 16:53:23.531 |
| 31 - | 23.208 | 43.349 | 14.363 | 1:20.920 | 88.04 | 0.710 | 16:54:44.451 |
| 32 - | 23.461 | 43.328 | 14.578 | 1:21.367 | 87.56 | 1.157 | 16:56:05.818 |
| 33 - | 23.419 | 44.035 | 14.689 | 1:22.143 | 86.73 | 1.933 | 16:57:27.961 |
| 34 - | 23.522 | 43.327 | 14.638 | 1:21.487 | 87.43 | 1.277 | 16:58:49.448 |
| 35 - | 23.409 | 43.504 | 14.590 | 1:21.503 | 87.41 | 1.293 | 17:00:10.951 |
| 36 - | 23.620 | 43.907 | 14.230 | 1:21.757 | 87.14 | 1.547 | 17:01:32.708 |
| 37 - | 23.729 | 44.222 | 14.741 | 1:22.692 | 86.15 | 2.482 | 17:02:55.400 |
| 38 - | 23.794 | 44.176 | 14.486 | 1:22.456 | 86.40 | 2.246 | 17:04:17.856 |
| 39 - | 23.864 | 43.940 | 14.650 | 1:22.454 | 86.40 | 2.244 | 17:05:40.310 |
| 40 - | 23.566 | 43.489 | 16.057 | 1:23.112 | 85.72 | 2.902 | 17:07:03.422 |
| 41 - | 24.017 | 44.939 | 14.881 | 1:23.837 | 84.98 | 3.627 | 17:08:27.259 |
| 42 - | 23.661 | 44.170 | 14.718 | 1:22.549 | 86.30 | 2.339 | 17:09:49.808 |
| 43 - | 24.256 | 43.544 | 14.656 | 1:22.456 | 86.40 | 2.246 | 17:11:12.264 |
| 44 - | 23.189 | 42.755 | 14.732 | 1:20.676 (3) | 88.31 | 0.466 | 17:12:32.940 |

Weather / Track : Cloudy / Dry

Donington Park National
 Circuit Length = 1.9790 miles
 Start: 16:11 Flag 17:11 End: 17:12

911 Challenge

RACE 5 - SECTOR ANALYSIS



SECTOR 1 = FL to I1, SECTOR 2 = I1 to I2, SECTOR 3 = I2 to FL, DIFF = Difference To Personal Best Lap, P = Crossed Finish Line in Pit Lane, D = Time Disallowed

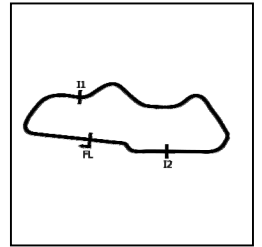
| P4 11 | | NEAL / HARVEY | | 964 Carrera 2 | | | |
|---------------------------|---------------|--------------------------|---------------|--------------------|------------------|----------|---------------------|
| IDEAL LAP TIME : 1:19.732 | | BEST LAP TIME : 1:20.352 | | DIFFERENCE : 0.620 | | | |
| LAP | SECTOR 1 | SECTOR 2 | SECTOR 3 | LAP TIME | MPH | DIFF | TIME OF DAY |
| 1 - | | 45.112 | 14.986 | 1:29.389 | 79.70 | 9.037 | 16:12:41.036 |
| 2 - | 24.777 | 45.023 | 14.776 | 1:24.576 | 84.23 | 4.224 | 16:14:05.612 |
| 3 - | 24.097 | 44.431 | 15.017 | 1:23.545 | 85.27 | 3.193 | 16:15:29.157 |
| 4 - | 24.027 | 44.268 | 14.823 | 1:23.118 | 85.71 | 2.766 | 16:16:52.275 |
| 5 - | 23.931 | 44.862 | 14.802 | 1:23.595 | 85.22 | 3.243 | 16:18:15.870 |
| 6 - | 24.206 | 44.610 | 14.886 | 1:23.702 | 85.11 | 3.350 | 16:19:39.572 |
| 7 - | 24.104 | 44.284 | 14.740 | 1:23.128 | 85.70 | 2.776 | 16:21:02.700 |
| 8 - | 23.421 | 43.866 | 14.631 | 1:21.918 | 86.97 | 1.566 | 16:22:24.618 |
| 9 - | 23.994 | 44.480 | 14.742 | 1:23.216 | 85.61 | 2.864 | 16:23:47.834 |
| 10 - | 23.376 | 43.871 | 14.440 | 1:21.687 | 87.21 | 1.335 | 16:25:09.521 |
| 11 - | 23.668 | 43.907 | 14.764 | 1:22.339 | 86.52 | 1.987 | 16:26:31.860 |
| 12 - | 23.659 | 43.545 | 14.740 | 1:21.944 | 86.94 | 1.592 | 16:27:53.804 |
| 13 - | 23.515 | 43.738 | 14.685 | 1:21.938 | 86.95 | 1.586 | 16:29:15.742 |
| 14 - | 23.565 | 43.642 | 14.622 | 1:21.829 | 87.06 | 1.477 | 16:30:37.571 |
| 15 - | 23.658 | 43.875 | 14.641 | 1:22.174 | 86.70 | 1.822 | 16:31:59.745 |
| 16 - | 23.372 | 44.064 | IN PIT | 1:27.704 | P 81.23 | 7.352 | 16:33:27.449 |
| 17 - | OUTLAP | 44.109 | 14.665 | 2:26.175 | 48.74 | 1:05.823 | 16:35:53.624 |
| 18 - | 23.517 | 43.543 | 14.353 | 1:21.413 | 87.51 | 1.061 | 16:37:15.037 |
| 19 - | 23.103 | 43.607 | 14.872 | 1:21.582 | 87.33 | 1.230 | 16:38:36.619 |
| 20 - | 23.330 | 43.125 | 14.983 | 1:21.438 | 87.48 | 1.086 | 16:39:58.057 |
| 21 - | 23.243 | 43.337 | 15.016 | 1:21.596 | 87.31 | 1.244 | 16:41:19.653 |
| 22 - | 23.507 | 43.138 | 14.705 | 1:21.350 | 87.58 | 0.998 | 16:42:41.003 |
| 23 - | 23.768 | 43.071 | 14.344 | 1:21.183 | 87.76 | 0.831 | 16:44:02.186 |
| 24 - | 23.634 | 43.077 | 14.654 | 1:21.365 | 87.56 | 1.013 | 16:45:23.551 |
| 25 - | 23.052 | 43.775 | 14.165 | 1:20.992 | 87.96 | 0.640 | 16:46:44.543 |
| 26 - | 23.139 | 42.943 | 14.484 | 1:20.566 | (3) 88.43 | 0.214 | 16:48:05.109 |
| 27 - | 23.244 | 43.159 | 14.755 | 1:21.158 | 87.78 | 0.806 | 16:49:26.267 |
| 28 - | 23.401 | 42.872 | 14.706 | 1:20.979 | 87.98 | 0.627 | 16:50:47.246 |
| 29 - | 23.273 | 43.675 | 14.909 | 1:21.857 | 87.03 | 1.505 | 16:52:09.103 |
| 30 - | 23.708 | 43.272 | 15.478 | 1:22.458 | 86.40 | 2.106 | 16:53:31.561 |
| 31 - | 24.694 | 43.537 | 14.952 | 1:23.183 | 85.65 | 2.831 | 16:54:54.744 |
| 32 - | 24.515 | 45.144 | 14.882 | 1:24.541 | 84.27 | 4.189 | 16:56:19.285 |
| 33 - | 23.987 | 43.740 | 14.931 | 1:22.658 | 86.19 | 2.306 | 16:57:41.943 |
| 34 - | 23.949 | 43.810 | 14.864 | 1:22.623 | 86.23 | 2.271 | 16:59:04.566 |
| 35 - | 23.606 | 43.270 | 14.717 | 1:21.593 | 87.31 | 1.241 | 17:00:26.159 |
| 36 - | 23.654 | 42.803 | 14.329 | 1:20.786 | 88.19 | 0.434 | 17:01:46.945 |
| 37 - | 23.563 | 43.367 | 14.413 | 1:21.343 | 87.58 | 0.991 | 17:03:08.288 |
| 38 - | 23.725 | 43.061 | 14.597 | 1:21.383 | 87.54 | 1.031 | 17:04:29.671 |
| 39 - | 23.452 | 42.761 | 14.339 | 1:20.552 | (2) 88.44 | 0.200 | 17:05:50.223 |
| 40 - | 23.461 | 43.344 | 14.517 | 1:21.322 | 87.61 | 0.970 | 17:07:11.545 |
| 41 - | 23.529 | 42.854 | 14.408 | 1:20.791 | 88.18 | 0.439 | 17:08:32.336 |
| 42 - | 23.402 | 43.739 | 14.486 | 1:21.627 | 87.28 | 1.275 | 17:09:53.963 |
| 43 - | 23.387 | 42.588 | 14.377 | 1:20.352 | (1) 88.66 | | 17:11:14.315 |
| 44 - | 22.979 | 44.610 | 14.439 | 1:22.028 | 86.85 | 1.676 | 17:12:36.343 |

Weather / Track : Cloudy / Dry

Donington Park National
 Circuit Length = 1.9790 miles
 Start: 16:11 Flag 17:11 End: 17:12

911 Challenge

RACE 5 - SECTOR ANALYSIS

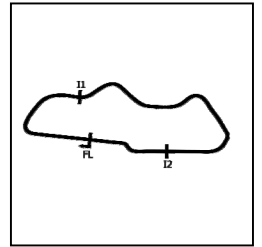


SECTOR 1 = FL to I1, SECTOR 2 = I1 to I2, SECTOR 3 = I2 to FL, DIFF = Difference To Personal Best Lap, P = Crossed Finish Line in Pit Lane, D = Time Disallowed

| P5 50 | | LUCKEY / HARRISON | | 964 RS N/GT | | | |
|---------------------------|---------------|--------------------------|---------------|---------------------|--------------|----------|---------------------|
| IDEAL LAP TIME : 1:20.321 | | BEST LAP TIME : 1:20.677 | | DIFFERENCE : 0.356 | | | |
| LAP | SECTOR 1 | SECTOR 2 | SECTOR 3 | LAP TIME | MPH | DIFF | TIME OF DAY |
| 1 - | | 48.163 | 15.117 | 1:33.838 | 75.92 | 13.161 | 16:12:45.485 |
| 2 - | 24.276 | 44.018 | 14.463 | 1:22.757 | 86.09 | 2.080 | 16:14:08.242 |
| 3 - | 23.307 | 44.142 | 14.597 | 1:22.046 | 86.83 | 1.369 | 16:15:30.288 |
| 4 - | 23.402 | 44.303 | 14.986 | 1:22.691 | 86.15 | 2.014 | 16:16:52.979 |
| 5 - | 23.922 | 44.731 | 14.705 | 1:23.358 | 85.47 | 2.681 | 16:18:16.337 |
| 6 - | 24.381 | 46.001 | 14.562 | 1:24.944 | 83.87 | 4.267 | 16:19:41.281 |
| 7 - | 23.672 | 44.316 | 14.536 | 1:22.524 | 86.33 | 1.847 | 16:21:03.805 |
| 8 - | 23.523 | 44.119 | 14.609 | 1:22.251 | 86.62 | 1.574 | 16:22:26.056 |
| 9 - | 23.584 | 44.897 | 14.512 | 1:22.993 | 85.84 | 2.316 | 16:23:49.049 |
| 10 - | 23.420 | 43.878 | 14.428 | 1:21.726 | 87.17 | 1.049 | 16:25:10.775 |
| 11 - | 23.340 | 44.073 | 14.457 | 1:21.870 | 87.02 | 1.193 | 16:26:32.645 |
| 12 - | 23.964 | 43.901 | 14.853 | 1:22.718 | 86.13 | 2.041 | 16:27:55.363 |
| 13 - | 23.335 | 43.616 | 14.390 | 1:21.341 | 87.58 | 0.664 | 16:29:16.704 |
| 14 - | 23.299 | 43.559 | 14.413 | 1:21.271 | 87.66 | 0.594 | 16:30:37.975 |
| 15 - | 23.452 | 44.252 | 14.722 | 1:22.426 | 86.43 | 1.749 | 16:32:00.401 |
| 16 - | 23.443 | 43.988 | 15.566 | 1:22.997 | 85.84 | 2.320 | 16:33:23.398 |
| 17 - | 23.314 | 43.552 | 14.311 | 1:21.177 | 87.76 | 0.500 | 16:34:44.575 |
| 18 - | 23.351 | 44.499 | 14.313 | 1:22.163 | 86.71 | 1.486 | 16:36:06.738 |
| 19 - | 23.152 | 43.623 | 14.213 | 1:20.988 (3) | 87.97 | 0.311 | 16:37:27.726 |
| 20 - | 22.962 | 43.550 | 14.165 | 1:20.677 (1) | 88.31 | | 16:38:48.403 |
| 21 - | 23.419 | 43.517 | 14.007 | 1:20.943 (2) | 88.02 | 0.266 | 16:40:09.346 |
| 22 - | 23.189 | 43.352 | IN PIT | 1:24.149 P | 84.66 | 3.472 | 16:41:33.495 |
| 23 - | OUTLAP | 46.086 | 14.651 | 2:24.879 | 49.17 | 1:04.202 | 16:43:58.374 |
| 24 - | 23.300 | 45.456 | 14.628 | 1:23.384 | 85.44 | 2.707 | 16:45:21.758 |
| 25 - | 23.845 | 46.151 | 14.691 | 1:24.687 | 84.12 | 4.010 | 16:46:46.445 |
| 26 - | 23.532 | 44.815 | 14.753 | 1:23.100 | 85.73 | 2.423 | 16:48:09.545 |
| 27 - | 23.919 | 44.862 | 14.969 | 1:23.750 | 85.07 | 3.073 | 16:49:33.295 |
| 28 - | 23.878 | 45.250 | 15.090 | 1:24.218 | 84.59 | 3.541 | 16:50:57.513 |
| 29 - | 23.844 | 44.469 | 14.701 | 1:23.014 | 85.82 | 2.337 | 16:52:20.527 |
| 30 - | 23.475 | 44.585 | 14.754 | 1:22.814 | 86.03 | 2.137 | 16:53:43.341 |
| 31 - | 23.633 | 45.034 | 14.608 | 1:23.275 | 85.55 | 2.598 | 16:55:06.616 |
| 32 - | 23.375 | 45.205 | 14.915 | 1:23.495 | 85.33 | 2.818 | 16:56:30.111 |
| 33 - | 23.508 | 44.716 | 14.734 | 1:22.958 | 85.88 | 2.281 | 16:57:53.069 |
| 34 - | 23.646 | 44.968 | 14.511 | 1:23.125 | 85.70 | 2.448 | 16:59:16.194 |
| 35 - | 23.169 | 44.405 | 14.318 | 1:21.892 | 87.00 | 1.215 | 17:00:38.086 |
| 36 - | 23.351 | 44.310 | 14.413 | 1:22.074 | 86.80 | 1.397 | 17:02:00.160 |
| 37 - | 23.207 | 44.460 | 14.607 | 1:22.274 | 86.59 | 1.597 | 17:03:22.434 |
| 38 - | 23.311 | 44.268 | 14.753 | 1:22.332 | 86.53 | 1.655 | 17:04:44.766 |
| 39 - | 23.243 | 46.838 | 15.744 | 1:25.825 | 83.01 | 5.148 | 17:06:10.591 |
| 40 - | 23.546 | 44.534 | 14.573 | 1:22.653 | 86.19 | 1.976 | 17:07:33.244 |
| 41 - | 23.833 | 45.043 | 14.635 | 1:23.511 | 85.31 | 2.834 | 17:08:56.755 |
| 42 - | 23.519 | 44.893 | 14.913 | 1:23.325 | 85.50 | 2.648 | 17:10:20.080 |
| 43 - | 23.586 | 44.576 | 14.926 | 1:23.088 | 85.74 | 2.411 | 17:11:43.168 |

911 Challenge

RACE 5 - SECTOR ANALYSIS

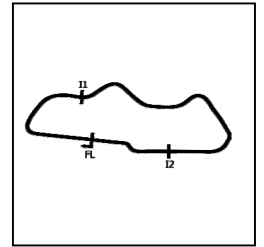


SECTOR 1 = FL to I1, SECTOR 2 = I1 to I2, SECTOR 3 = I2 to FL, DIFF = Difference To Personal Best Lap, P = Crossed Finish Line in Pit Lane, D = Time Disallowed

| P6 69 Sanjay TALWAR | | 911 SC | | | | | |
|---------------------------|---------------|--------------------------|---------------|--------------------|------------------|--------|---------------------|
| IDEAL LAP TIME : 1:25.377 | | BEST LAP TIME : 1:25.927 | | DIFFERENCE : 0.550 | | | |
| LAP | SECTOR 1 | SECTOR 2 | SECTOR 3 | LAP TIME | MPH | DIFF | TIME OF DAY |
| 1 - | | 49.897 | 15.490 | 1:36.530 | 73.80 | 10.603 | 16:12:48.177 |
| 2 - | 24.839 | 47.231 | 14.915 | 1:26.985 | 81.90 | 1.058 | 16:14:15.162 |
| 3 - | 24.709 | 46.365 | 15.124 | 1:26.198 | 82.65 | 0.271 | 16:15:41.360 |
| 4 - | 24.746 | 46.954 | 15.067 | 1:26.767 | 82.11 | 0.840 | 16:17:08.127 |
| 5 - | 24.928 | 46.813 | 15.417 | 1:27.158 | 81.74 | 1.231 | 16:18:35.285 |
| 6 - | 25.105 | 46.610 | 15.116 | 1:26.831 | 82.05 | 0.904 | 16:20:02.116 |
| 7 - | 24.927 | 46.418 | 15.368 | 1:26.713 | 82.16 | 0.786 | 16:21:28.829 |
| 8 - | 25.073 | 46.499 | 15.343 | 1:26.915 | 81.97 | 0.988 | 16:22:55.744 |
| 9 - | 25.027 | 46.822 | 15.312 | 1:27.161 | 81.74 | 1.234 | 16:24:22.905 |
| 10 - | 24.845 | 46.723 | 14.932 | 1:26.500 | 82.36 | 0.573 | 16:25:49.405 |
| 11 - | 24.883 | 46.447 | 15.238 | 1:26.568 | 82.30 | 0.641 | 16:27:15.973 |
| 12 - | 24.915 | 46.880 | 15.029 | 1:26.824 | 82.05 | 0.897 | 16:28:42.797 |
| 13 - | 24.917 | 46.112 | 15.047 | 1:26.076 | 82.77 | 0.149 | 16:30:08.873 |
| 14 - | 24.906 | 46.375 | 14.868 | 1:26.149 | 82.70 | 0.222 | 16:31:35.022 |
| 15 - | 24.603 | 46.539 | 15.023 | 1:26.165 | 82.68 | 0.238 | 16:33:01.187 |
| 16 - | 24.886 | 46.787 | 14.981 | 1:26.654 | 82.21 | 0.727 | 16:34:27.841 |
| 17 - | 25.036 | 46.327 | 15.181 | 1:26.544 | 82.32 | 0.617 | 16:35:54.385 |
| 18 - | 24.808 | 46.494 | 15.129 | 1:26.431 | 82.43 | 0.504 | 16:37:20.816 |
| 19 - | 25.179 | 46.928 | 15.067 | 1:27.174 | 81.72 | 1.247 | 16:38:47.990 |
| 20 - | 24.919 | 47.109 | 14.994 | 1:27.022 | 81.87 | 1.095 | 16:40:15.012 |
| 21 - | 25.015 | 46.551 | IN PIT | 1:31.727 | P 77.67 | 5.800 | 16:41:46.739 |
| 22 - | OUTLAP | 46.128 | 14.919 | 2:22.463 | 50.01 | 56.536 | 16:44:09.202 |
| 23 - | 24.771 | 46.154 | 15.101 | 1:26.026 | (3) 82.81 | 0.099 | 16:45:35.228 |
| 24 - | 24.868 | 48.697 | 14.859 | 1:28.424 | 80.57 | 2.497 | 16:47:03.652 |
| 25 - | 24.931 | 46.294 | 14.962 | 1:26.187 | 82.66 | 0.260 | 16:48:29.839 |
| 26 - | 24.880 | 46.046 | 15.001 | 1:25.927 | (1) 82.91 | | 16:49:55.766 |
| 27 - | 25.177 | 46.923 | 15.201 | 1:27.301 | 81.61 | 1.374 | 16:51:23.067 |
| 28 - | 25.063 | 46.746 | 15.262 | 1:27.071 | 81.82 | 1.144 | 16:52:50.138 |
| 29 - | 25.534 | 46.808 | 15.107 | 1:27.449 | 81.47 | 1.522 | 16:54:17.587 |
| 30 - | 25.061 | 46.492 | 14.728 | 1:26.281 | 82.57 | 0.354 | 16:55:43.868 |
| 31 - | 24.931 | 46.551 | 14.978 | 1:26.460 | 82.40 | 0.533 | 16:57:10.328 |
| 32 - | 25.031 | 46.445 | 15.181 | 1:26.657 | 82.21 | 0.730 | 16:58:36.985 |
| 33 - | 25.269 | 46.345 | 15.180 | 1:26.794 | 82.08 | 0.867 | 17:00:03.779 |
| 34 - | 25.382 | 46.840 | 15.062 | 1:27.284 | 81.62 | 1.357 | 17:01:31.063 |
| 35 - | 25.066 | 47.085 | 15.025 | 1:27.176 | 81.72 | 1.249 | 17:02:58.239 |
| 36 - | 25.072 | 46.217 | 14.883 | 1:26.172 | 82.67 | 0.245 | 17:04:24.411 |
| 37 - | 25.082 | 46.583 | 15.086 | 1:26.751 | 82.12 | 0.824 | 17:05:51.162 |
| 38 - | 24.836 | 46.056 | 15.061 | 1:25.953 | (2) 82.88 | 0.026 | 17:07:17.115 |
| 39 - | 25.123 | 47.276 | 15.810 | 1:28.209 | 80.77 | 2.282 | 17:08:45.324 |
| 40 - | 25.325 | 46.512 | 15.233 | 1:27.070 | 81.82 | 1.143 | 17:10:12.394 |
| 41 - | 25.317 | 46.641 | 15.066 | 1:27.024 | 81.86 | 1.097 | 17:11:39.418 |

911 Challenge

RACE 5 - SECTOR ANALYSIS



SECTOR 1 = FL to I1, SECTOR 2 = I1 to I2, SECTOR 3 = I2 to FL, DIFF = Difference To Personal Best Lap, P = Crossed Finish Line in Pit Lane, D = Time Disallowed

| P7 7 SPARROW M. / SPARROW R. | | 911 2.7 | | | | | |
|------------------------------|---------------|--------------------------|---------------|--------------------|-------------------------|----------|---------------------|
| IDEAL LAP TIME : 1:30.463 | | BEST LAP TIME : 1:31.054 | | DIFFERENCE : 0.591 | | | |
| LAP | SECTOR 1 | SECTOR 2 | SECTOR 3 | LAP TIME | MPH | DIFF | TIME OF DAY |
| 1 - | | | 16.460 | 1:44.716 | 68.03 | 13.662 | 16:12:56.363 |
| 2 - | | | 16.919 | 1:35.281 | 74.77 | 4.227 | 16:14:31.644 |
| 3 - | | | 16.594 | 1:34.722 | 75.21 | 3.668 | 16:16:06.366 |
| 4 - | | | 16.251 | 1:32.846 | 76.73 | 1.792 | 16:17:39.212 |
| 5 - | | | 16.861 | 1:35.582 | 74.53 | 4.528 | 16:19:14.794 |
| 6 - | | | 16.158 | 1:32.454 | 77.06 | 1.400 | 16:20:47.248 |
| 7 - | | | 16.328 | 1:32.831 | 76.74 | 1.777 | 16:22:20.079 |
| 8 - | | | 16.289 | 1:33.857 | 75.90 | 2.803 | 16:23:53.936 |
| 9 - | 25.750 | 49.861 | 16.577 | 1:32.188 | 77.28 | 1.134 | 16:25:26.124 |
| 10 - | 25.780 | 49.342 | 16.581 | 1:31.703 | 77.69 | 0.649 | 16:26:57.827 |
| 11 - | | | 16.535 | 1:33.200 | 76.44 | 2.146 | 16:28:31.027 |
| 12 - | 26.042 | 49.563 | 16.522 | 1:32.127 | 77.33 | 1.073 | 16:30:03.154 |
| 13 - | | | 16.282 | 1:33.740 | 76.00 | 2.686 | 16:31:36.894 |
| 14 - | | | 16.931 | 1:32.572 | 76.96 | 1.518 | 16:33:09.466 |
| 15 - | 26.024 | 48.962 | 16.438 | 1:31.424 | 77.92 | 0.370 | 16:34:40.890 |
| 16 - | | | 16.205 | 1:32.265 | 77.21 | 1.211 | 16:36:13.155 |
| 17 - | | | IN PIT | 1:36.756 | P 73.63 | 5.702 | 16:37:49.911 |
| 18 - | OUTLAP | 50.808 | 16.874 | 3:04.771 | 38.55 | 1:33.717 | 16:40:54.682 |
| 19 - | | | 16.301 | 1:33.008 | 76.60 | 1.954 | 16:42:27.690 |
| 20 - | | | 15.945 | 1:32.294 | 77.19 | 1.240 | 16:43:59.984 |
| 21 - | 26.254 | 49.518 | 16.185 | 1:31.957 | 77.47 | 0.903 | 16:45:31.941 |
| 22 - | | | 15.996 | 1:33.998 | 75.79 | 2.944 | 16:47:05.939 |
| 23 - | | | 15.963 | 1:32.455 | 77.06 | 1.401 | 16:48:38.394 |
| 24 - | | | 15.879 | 1:32.320 | 77.17 | 1.266 | 16:50:10.714 |
| 25 - | 26.128 | 49.494 | 15.951 | 1:31.573 | 77.80 | 0.519 | 16:51:42.287 |
| 26 - | 26.164 | 49.186 | 15.876 | 1:31.226 | (2) 78.09 | 0.172 | 16:53:13.513 |
| 27 - | 26.100 | 50.523 | 16.192 | 1:32.815 | 76.76 | 1.761 | 16:54:46.328 |
| 28 - | 26.124 | 49.898 | 16.077 | 1:32.099 | 77.35 | 1.045 | 16:56:18.427 |
| 29 - | 26.615 | 49.183 | 15.920 | 1:31.718 | 77.67 | 0.664 | 16:57:50.145 |
| 30 - | | | 15.847 | 1:31.643 | 77.74 | 0.589 | 16:59:21.788 |
| 31 - | | | 17.267 | 1:32.813 | 76.76 | 1.759 | 17:00:54.601 |
| 32 - | 26.123 | 48.871 | 16.060 | 1:31.054 | (1) 78.24 | | 17:02:25.655 |
| 33 - | 26.242 | 49.434 | 15.846 | 1:31.522 | 77.84 | 0.468 | 17:03:57.177 |
| 34 - | 26.303 | 49.001 | 16.378 | 1:31.682 | 77.71 | 0.628 | 17:05:28.859 |
| 35 - | 26.188 | 49.092 | 15.986 | 1:31.266 | (3) 78.06 | 0.212 | 17:07:00.125 |
| 36 - | | | 15.842 | 1:31.836 | 77.58 | 0.782 | 17:08:31.961 |
| 37 - | 26.164 | 49.283 | 16.475 | 1:31.922 | 77.50 | 0.868 | 17:10:03.883 |
| 38 - | | | 15.873 | 1:31.694 | 77.70 | 0.640 | 17:11:35.577 |

Weather / Track : Cloudy / Dry

Donington Park National
 Circuit Length = 1.9790 miles
 Start: 16:11 Flag 17:11 End: 17:12

911 Challenge

RACE 5 - BEST SECTORS

| SECTOR 1 | | | SECTOR 2 | | | SECTOR 3 | | | IDEAL / BEST COMPARISON | | | | | | |
|----------|----|-------------------|----------|----|-------------------|----------|----|-------------------|-------------------------|-----|----|-------------------|--------------------|-----------------|-------|
| POS | NO | NAME | TIME | NO | NAME | TIME | NO | NAME | TIME | POS | NO | NAME | IDEAL | BEST | DIFF |
| | | | | | | | | | | | | | PERFECT LAP | 1:14.766 | |
| 1 | 46 | MASARATI P. / MAS | 21.347 | 46 | MASARATI P. / MAS | 40.389 | 46 | MASARATI P. / MAS | 13.030 | 1 | 46 | MASARATI P. / MAS | 1:14.766 | 1:15.009 | 0.243 |
| 2 | 12 | BATES | 22.003 | 12 | BATES | 41.225 | 12 | BATES | 13.564 | 2 | 12 | BATES | 1:16.792 | 1:16.792 | 0.000 |
| 3 | 50 | LUCKEY / HARRIS | 22.962 | 11 | NEAL / HARVEY | 42.588 | 50 | LUCKEY / HARRIS | 14.007 | 3 | 11 | NEAL / HARVEY | 1:19.732 | 1:20.352 | 0.620 |
| 4 | 11 | NEAL / HARVEY | 22.979 | 5 | BECKER | 42.746 | 11 | NEAL / HARVEY | 14.165 | 4 | 5 | BECKER | 1:20.062 | 1:20.210 | 0.148 |
| 5 | 5 | BECKER | 23.124 | 50 | LUCKEY / HARRIS | 43.352 | 5 | BECKER | 14.192 | 5 | 50 | LUCKEY / HARRIS | 1:20.321 | 1:20.677 | 0.356 |
| 6 | 69 | TALWAR | 24.603 | 69 | TALWAR | 46.046 | 69 | TALWAR | 14.728 | 6 | 69 | TALWAR | 1:25.377 | 1:25.927 | 0.550 |
| 7 | 7 | SPARROW M. / SP | 25.750 | 7 | SPARROW M. / SP | 48.871 | 7 | SPARROW M. / SP | 15.842 | 7 | 7 | SPARROW M. / SP | 1:30.463 | 1:31.054 | 0.591 |

Weather / Track : Cloudy / Dry

Results can be found at www.tsl-timing.com

Donington Park National
Circuit Length = 1.9790 miles
Start: 16:11 Flag 17:11 End: 17:12

Printed - 09:10 Monday, 12 April 2021

911 Challenge

RACE 5 - STATISTICS

Competitors Started 7
Planned Start 2021-04-11 @ 16:15:00.000
Actual Start 2021-04-11 @ 16:11:11.647
Finish Time 2021-04-11 @ 17:11:15.972
Track Length 1.9790mi.
Total Laps 300
Total Distance Covered 593.7201mi.

Session Fastest Lap History

| NO | NAME | LAP TIME | TIME OF DAY | LAP | VEHICLE |
|----|---------------------------|-----------------|--------------|-----|-----------|
| 12 | Tim BATES | 1:23.768 | 16:12:35.419 | 1 | 911 SC |
| 12 | Tim BATES | 1:19.332 | 16:13:54.753 | 2 | 911 SC |
| 12 | Tim BATES | 1:18.656 | 16:15:13.408 | 3 | 911 SC |
| 12 | Tim BATES | 1:18.602 | 16:21:49.033 | 8 | 911 SC |
| 12 | Tim BATES | 1:18.402 | 16:23:07.434 | 9 | 911 SC |
| 12 | Tim BATES | 1:18.347 | 16:39:55.142 | 21 | 911 SC |
| 12 | Tim BATES | 1:18.242 | 16:41:13.383 | 22 | 911 SC |
| 46 | MASARATI P. / MASARATI M. | 1:17.570 | 16:41:49.785 | 22 | 911 Turbo |
| 46 | MASARATI P. / MASARATI M. | 1:16.853 | 16:43:06.638 | 23 | 911 Turbo |
| 46 | MASARATI P. / MASARATI M. | 1:16.747 | 16:45:40.341 | 25 | 911 Turbo |
| 46 | MASARATI P. / MASARATI M. | 1:16.502 | 16:48:14.613 | 27 | 911 Turbo |
| 46 | MASARATI P. / MASARATI M. | 1:16.464 | 16:49:31.077 | 28 | 911 Turbo |
| 46 | MASARATI P. / MASARATI M. | 1:15.955 | 16:50:47.034 | 29 | 911 Turbo |
| 46 | MASARATI P. / MASARATI M. | 1:15.651 | 16:53:18.734 | 31 | 911 Turbo |
| 46 | MASARATI P. / MASARATI M. | 1:15.009 | 16:55:50.397 | 33 | 911 Turbo |

Session Leader History

| NO | NAME | FROM LAP | LAPS LED | DISTANCE | VEHICLE |
|----|---------------------------|----------|----------|-------------|-----------|
| 12 | Tim BATES | 1 | 19 | 37.56 miles | 911 SC |
| 46 | MASARATI P. / MASARATI M. | 20 | 1 | 1.97 miles | 911 Turbo |
| 12 | Tim BATES | 21 | 18 | 35.62 miles | 911 SC |
| 46 | MASARATI P. / MASARATI M. | 39 | 7 | 13.85 miles | 911 Turbo |

Flag History

| TYPE | TIME OF DAY |
|--------|--------------|
| GREEN | 16:11:11.647 |
| FINISH | 17:11:15.972 |

Flag Statistics

| TYPE | COUNT | TOTAL LAPS | TOTAL TIME |
|------------|-------|------------|-------------|
| Green | 1 | 45 | 1:01:27.182 |
| Red | 0 | 0 | 0.000 |
| Safety Car | 0 | 0 | 0.000 |
| FCY | 0 | 0 | 0.000 |

Weather / Track : Cloudy / Dry

Donington Park National
Circuit Length = 1.9790 miles
Start: 16:11 Flag 17:11 End: 17:12

Results can be found at www.tsl-timing.com

Printed - 09:11 Monday, 12 April 2021