



Porsche Club
Motorsport



Snetterton

5th May 2021

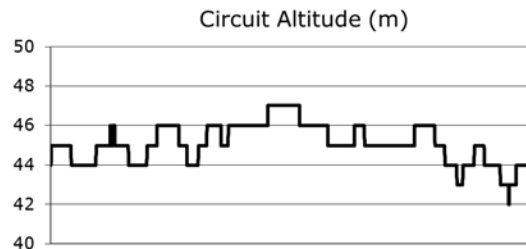
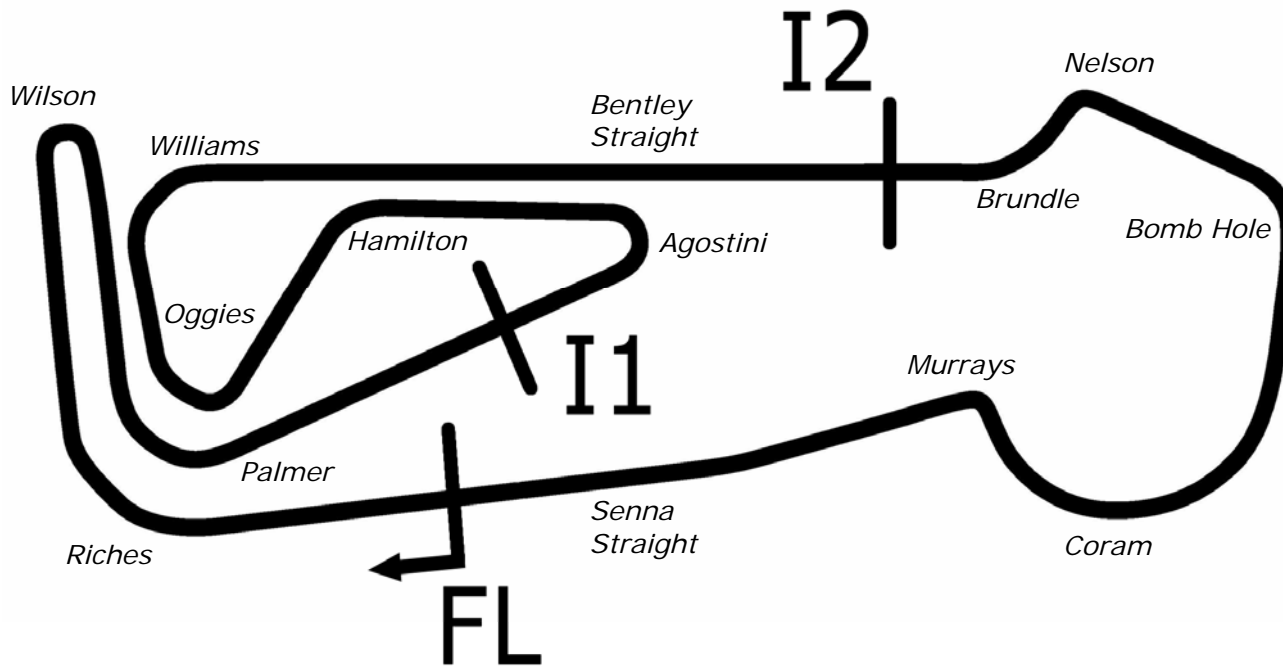
Results



PORSCHE
CLASSIC



Snetterton 300



Length	2.9689 miles	4778.0 m	
FL		52.46340 N	0.94476 E
I1	1545m	52.46487 N	0.94466 E
I2	3198m	52.46617 N	0.94964 E
Pit Entry	4572m	52.46364 N	0.94774 E
Pit Exit	40m after FL	52.46338 N	0.94420 E
Pit Entry-Pit Exit	246m, 17.7s @50kph, 14.7s @60kph		

All results available at www.tsl-timing.com

Petro-Canada Lubricants Porsche Club Championship with Pirelli

QUALIFYING - RACE 1 - 2ND FASTEST CLASSIFICATION

POS	NO	CL	PIC NAME	ENTRY	TIME	ON	LAPS	GAP	DIFF	MPH
1	44	1	1 Jake MCALEER	Porsche Cayman S	2:07.040	6	9			84.13
2	23	1	2 Simon CLARK	Porsche Cayman S	2:07.205	9	9	0.165	0.165	84.02
3	2	1	3 Peter MORRIS	Porsche 997 C2S	2:07.864	8	9	0.824	0.659	83.58
4	11	1	4 James CALEY	Porsche 997 C2S	2:08.211	7	9	1.171	0.347	83.36
5	14	1	5 Mark MCALEER	Porsche 997 C2S	2:09.136	6	6	2.096	0.925	82.76
6	9	1	6 Chris DYER	Porsche Cayman S	2:10.052	6	9	3.012	0.916	82.18
7	85	1	7 Richard BAYSTON	Porsche 996 C2	2:10.380	9	9	3.340	0.328	81.97
8	25	2	1 Matthew KYLE-HENNEY	Porsche Boxster S	2:11.926	6	9	4.886	1.546	81.01
9	48	2	2 Toby BARLOW	Porsche Boxster S	2:12.931	5	7	5.891	1.005	80.40
10	88	2	3 Paul SIMPSON	Porsche Boxster S	2:14.193	6	8	7.153	1.262	79.64
11	33	2	4 Kevin MOLYNEAUX	Porsche Boxster S	2:14.846	7	8	7.806	0.653	79.26
12	70	2	5 Angus ARCHER	Porsche Boxster S	2:15.123	7	9	8.083	0.277	79.09
13	3	1	8 Richard ELLIS	Porsche 996 C2	2:15.652	6	8	8.612	0.529	78.79
14	94	2	6 Jesse CHAMBERLAIN	Porsche Boxster S	2:16.548	4	6	9.508	0.896	78.27
15	12	2	7 Bill CALEY	Porsche Boxster S	2:16.957	5	8	9.917	0.409	78.03
16	45	1	9 Paul SEAGRAVE	Porsche 996 C2	2:17.695	7	8	10.655	0.738	77.62
17	20	1	10 John ALEXANDER	Porsche Cayman S	2:19.191	6	8	12.151	1.496	76.78
18	32*	3	1 William HESLOP	Porsche Boxster S	2:19.897	5	8	12.857	0.706	76.39
19	78	3	2 Richard FORBER	Porsche Boxster S	2:20.035	7	7	12.995	0.138	76.32
20	24	2	8 Carl HAZELTON	Porsche Boxster S	2:20.894	6	8	13.854	0.859	75.85
21	27	2	9 Kevin LUDFORD	Porsche Boxster S	2:21.364	7	8	14.324	0.470	75.60
22	10	2	10 Julian MORRIS	Porsche Boxster S	2:21.784	7	8	14.744	0.420	75.38
23	6	3	3 Mike THOMPSON	Porsche Boxster S	2:23.523	7	8	16.483	1.739	74.46
24	8	2	11 Steven MORRISON	Porsche Boxster S	2:23.766	7	8	16.726	0.243	74.34
25	64	2	12 Vince BLACKER	Porsche Boxster S	2:24.557	6	8	17.517	0.791	73.93
26	21	3	4 Alistair NELSON	Porsche Boxster S	2:24.639	5	7	17.599	0.082	73.89
27	66	3	5 Vikram SUDERA	Porsche Boxster S	2:24.911	7	8	17.871	0.272	73.75
28	22	3	6 Peter EVANS	Porsche Boxster S	2:24.928	7	8	17.888	0.017	73.74
29	46	3	7 Ashley WHITE	Porsche Boxster S	2:25.370	7	7	18.330	0.442	73.52
30	49	3	8 Steven SHORE	Porsche Boxster S	2:25.601	7	8	18.561	0.231	73.40
31	30	2	13 Trevor LEWIS	Porsche Boxster S	2:32.041	3	6	25.001	6.440	70.29
32	69	2	14 Jon NEWALL	Porsche Boxster S	2:33.408	4	7	26.368	1.367	69.67
33	90	3	9 Sarah THOMSON	Porsche Boxster S	2:40.839	6	7	33.799	7.431	66.45
34	17	2	16 Andy MUGGERIDGE	Porsche Boxster S			2			
35	28	2	15 Andy BAKER	Porsche Boxster S			1			

Car 94 has no working timing transponder - please fix before racing as per Blue Book regulation.
No. 32 - 1 Lap time disallowed; exceeding track limits.

Weather / Track : Bright / Dry

These results are provisional until the conclusion of any judicial and technical matters.

Snetterton 300

Circuit Length = 2.9689 miles

Start: 09:00 Flag 09:20 End: 09:22

Clerk Of Course :	Stewards :	Timekeeper : Eric Cowcill
-------------------	------------	---------------------------

Petro-Canada Lubricants Porsche Club Championship with Pirelli

QUALIFYING - RACE 1 - CLASSIFICATION

POS	NO	CL	PIC NAME	ENTRY	TIME	ON	LAPS	GAP	DIFF	MPH
1	2	1	1 Peter MORRIS	Porsche 997 C2S	2:06.894	5	9			84.22
2	44	1	2 Jake MCALEER	Porsche Cayman S	2:06.905	9	9	0.011	0.011	84.22
3	23	1	3 Simon CLARK	Porsche Cayman S	2:07.018	7	9	0.124	0.113	84.14
4	11	1	4 James CALEY	Porsche 997 C2S	2:07.567	9	9	0.673	0.549	83.78
5	14	1	5 Mark MCALEER	Porsche 997 C2S	2:08.938	5	6	2.044	1.371	82.89
6	9	1	6 Chris DYER	Porsche Cayman S	2:08.968	9	9	2.074	0.030	82.87
7	85	1	7 Richard BAYSTON	Porsche 996 C2	2:10.185	7	9	3.291	1.217	82.09
8	25	2	1 Matthew KYLE-HENNEY	Porsche Boxster S	2:10.861	7	9	3.967	0.676	81.67
9	48	2	2 Toby BARLOW	Porsche Boxster S	2:10.883	7	7	3.989	0.022	81.66
10	88	2	3 Paul SIMPSON	Porsche Boxster S	2:11.728	7	8	4.834	0.845	81.13
11	3	1	8 Richard ELLIS	Porsche 996 C2	2:11.956	8	8	5.062	0.228	80.99
12	33	2	4 Kevin MOLYNEAUX	Porsche Boxster S	2:12.059	8	8	5.165	0.103	80.93
13	70	2	5 Angus ARCHER	Porsche Boxster S	2:12.965	9	9	6.071	0.906	80.38
14	12	2	6 Bill CALEY	Porsche Boxster S	2:13.280	8	8	6.386	0.315	80.19
15	94	2	7 Jesse CHAMBERLAIN	Porsche Boxster S	2:14.062	5	6	7.168	0.782	79.72
16	45	1	9 Paul SEAGRAVE	Porsche 996 C2	2:16.748	8	8	9.854	2.686	78.15
17	20	1	10 John ALEXANDER	Porsche Cayman S	2:17.261	7	8	10.367	0.513	77.86
18	32*	3	1 William HESLOP	Porsche Boxster S	2:17.778	6	8	10.884	0.517	77.57
19	78	3	2 Richard FORBER	Porsche Boxster S	2:18.305	6	7	11.411	0.527	77.27
20	8	2	8 Steven MORRISON	Porsche Boxster S	2:19.154	8	8	12.260	0.849	76.80
21	24	2	9 Carl HAZELTON	Porsche Boxster S	2:19.867	7	8	12.973	0.713	76.41
22	10	2	10 Julian MORRIS	Porsche Boxster S	2:20.095	8	8	13.201	0.228	76.29
23	27	2	11 Kevin LUDFORD	Porsche Boxster S	2:21.212	8	8	14.318	1.117	75.68
24	6	3	3 Mike THOMPSON	Porsche Boxster S	2:21.291	8	8	14.397	0.079	75.64
25	49	3	4 Steven SHORE	Porsche Boxster S	2:22.207	8	8	15.313	0.916	75.15
26	22	3	5 Peter EVANS	Porsche Boxster S	2:22.591	8	8	15.697	0.384	74.95
27	46	3	6 Ashley WHITE	Porsche Boxster S	2:22.796	6	7	15.902	0.205	74.84
28	64	2	12 Vince BLACKER	Porsche Boxster S	2:23.098	7	8	16.204	0.302	74.69
29	66	3	7 Vikram SUDERA	Porsche Boxster S	2:24.265	8	8	17.371	1.167	74.08
30	21	3	8 Alistair NELSON	Porsche Boxster S	2:24.379	7	7	17.485	0.114	74.02
31	69	2	13 Jon NEWALL	Porsche Boxster S	2:25.036	7	7	18.142	0.657	73.69
32	30	2	14 Trevor LEWIS	Porsche Boxster S	2:25.448	6	6	18.554	0.412	73.48
33	90	3	9 Sarah THOMSON	Porsche Boxster S	2:40.007	7	7	33.113	14.559	66.79
34	17	2	15 Andy MUGGERIDGE	Porsche Boxster S	2:42.264	2	2	35.370	2.257	65.86
35	28	2	16 Andy BAKER	Porsche Boxster S			1			

Car 94 has no working timing transponder - please fix before racing as per Blue Book regulation.
No. 32 - 1 Lap time disallowed; exceeding track limits.

Weather / Track : Bright / Dry

These results are provisional until the conclusion of any judicial and technical matters.

Snetterton 300

Circuit Length = 2.9689 miles

Start: 09:00 Flag 09:20 End: 09:22

Clerk Of Course :	Stewards :	Timekeeper : Eric Cowcill
-------------------	------------	---------------------------

Petro-Canada Lubricants Porsche Club Championship with Pirelli

QUALIFYING - RACE 1 - BEST SECTORS

SECTOR 1			SECTOR 2			SECTOR 3			IDEAL / BEST COMPARISON						
POS	NO	NAME	TIME	NO	NAME	TIME	NO	NAME	TIME	POS	NO	NAME	IDEAL	BEST	DIFF
													PERFECT LAP	2:05.607	
1	23	CLARK	39.001	44	MCALÉER	44.287	23	CLARK	42.319	1	23	CLARK	2:05.993	2:07.018	1.025
2	2	MORRIS	39.046	2	MORRIS	44.539	9	DYER	42.641	2	44	MCALÉER	2:06.268	2:06.905	0.637
3	44	MCALÉER	39.306	23	CLARK	44.673	44	MCALÉER	42.675	3	2	MORRIS	2:06.555	2:06.894	0.339
4	14	MCALÉER	39.746	11	CALEY	44.801	11	CALEY	42.759	4	11	CALEY	2:07.567	2:07.567	0.000
5	11	CALEY	40.007	14	MCALÉER	45.105	2	MORRIS	42.970	5	9	DYER	2:08.244	2:08.968	0.724
6	9	DYER	40.269	9	DYER	45.334	14	MCALÉER	43.476	6	14	MCALÉER	2:08.327	2:08.938	0.611
7	48	BARLOW	40.413	85	BAYSTON	45.460	85	BAYSTON	43.646	7	85	BAYSTON	2:09.815	2:10.185	0.370
8	85	BAYSTON	40.709	48	BARLOW	45.562	25	KYLE-HENNEY	43.801	8	48	BARLOW	2:10.296	2:10.883	0.587
9	25	KYLE-HENNEY	41.011	25	KYLE-HENNEY	46.049	88	SIMPSON	43.921	9	25	KYLE-HENNEY	2:10.861	2:10.861	0.000
10	3	ELLIS	41.257	3	ELLIS	46.246	33	MOLYNEAUX	44.227	10	88	SIMPSON	2:11.728	2:11.728	0.000
11	33	MOLYNEAUX	41.401	88	SIMPSON	46.327	48	BARLOW	44.321	11	3	ELLIS	2:11.956	2:11.956	0.000
12	88	SIMPSON	41.480	33	MOLYNEAUX	46.431	3	ELLIS	44.453	12	33	MOLYNEAUX	2:12.059	2:12.059	0.000
13	70	ARCHER	41.625	12	CALEY	46.438	70	ARCHER	44.711	13	70	ARCHER	2:12.965	2:12.965	0.000
14	12	CALEY	41.760	70	ARCHER	46.629	12	CALEY	45.082	14	12	CALEY	2:13.280	2:13.280	0.000
15	45	SEAGRAVE	42.380	20	ALEXANDER	47.686	45	SEAGRAVE	45.473	15	45	SEAGRAVE	2:16.324	2:16.748	0.424
16	24	HAZELTON	42.728	78	FORBER	48.130	8	MORRISON	46.032	16	20	ALEXANDER	2:17.261	2:17.261	0.000
17	78	FORBER	43.056	32	HESLOP	48.198	20	ALEXANDER	46.082	17	32	HESLOP	2:17.598	2:17.778	0.180
18	32	HESLOP	43.172	10	MORRIS	48.469	32	HESLOP	46.228	18	78	FORBER	2:17.949	2:18.305	0.356
19	20	ALEXANDER	43.493	45	SEAGRAVE	48.471	78	FORBER	46.763	19	8	MORRISON	2:18.960	2:19.154	0.194
20	27	LUDFORD	43.637	8	MORRISON	48.500	10	MORRISON	47.027	20	24	HAZELTON	2:19.018	2:19.867	0.849
21	49	SHORE	44.145	27	LUDFORD	48.744	24	HAZELTON	47.165	21	27	LUDFORD	2:19.861	2:21.212	1.351
22	30	LEWIS	44.254	6	THOMPSON	49.007	46	WHITE	47.424	22	10	MORRIS	2:20.095	2:20.095	0.000
23	6	THOMPSON	44.369	24	HAZELTON	49.125	27	LUDFORD	47.480	23	6	THOMPSON	2:21.011	2:21.291	0.280
24	21	NELSON	44.383	21	NELSON	49.299	6	THOMPSON	47.635	24	21	NELSON	2:22.136	2:24.379	2.243
25	8	MORRISON	44.428	22	EVANS	49.662	64	BLACKER	47.641	25	49	SHORE	2:22.207	2:22.207	0.000
26	10	MORRIS	44.599	49	SHORE	49.956	22	EVANS	47.754	26	46	WHITE	2:22.516	2:22.796	0.280
27	46	WHITE	44.906	66	SUDERA	50.091	49	SHORE	48.106	27	22	EVANS	2:22.591	2:22.591	0.000
28	64	BLACKER	44.954	46	WHITE	50.186	21	NELSON	48.454	28	64	BLACKER	2:22.891	2:23.098	0.207
29	66	SUDERA	45.035	64	BLACKER	50.296	69	NEWALL	48.475	29	66	SUDERA	2:23.670	2:24.265	0.595
30	22	EVANS	45.175	30	LEWIS	50.447	66	SUDERA	48.544	30	30	LEWIS	2:24.933	2:25.448	0.515
31	69	NEWALL	46.030	69	NEWALL	50.531	30	LEWIS	50.232	31	69	NEWALL	2:25.036	2:25.036	0.000
32	90	THOMSON	49.655	90	THOMSON	55.284	90	THOMSON	54.087	32	90	THOMSON	2:39.026	2:40.007	0.981
33	17	MUGGERIDGE	50.063	17	MUGGERIDGE	55.947	17	MUGGERIDGE	56.254	33	17	MUGGERIDGE	2:42.264	2:42.264	0.000
34				28	BAKER	2:24.417	28	BAKER	58.153	34	28	BAKER			
35										35	94	CHAMBERLAIN		2:14.062	

Weather / Track : Bright / Dry

Snetterton 300

Circuit Length = 2.9689 miles

Start: 09:00 Flag 09:20 End: 09:22

Results can be found at www.tsl-timing.com

Printed - 09:25 Saturday, 05 June 2021

Petro-Canada Lubricants Porsche Club Championship with Pirelli

QUALIFYING - RACE 1 - STATISTICS

Competitors Started 35
Planned Start 2021-06-05 @ 09:00:00.000
Actual Start 2021-06-05 @ 09:00:05.450
Finish Time 2021-06-05 @ 09:20:06.869
Track Length 2.9689mi.
Total Laps 263
Total Distance Covered 780.8237mi.

Session Fastest Lap History

NO	CL	NAME	LAP TIME	TIME OF DAY	LAP	VEHICLE
23	1	Simon CLARK	2:17.188	09:05:12.617	2	Porsche Cayman S
23	1	Simon CLARK	2:13.774	09:07:26.391	3	Porsche Cayman S
23	1	Simon CLARK	2:11.917	09:09:38.289	4	Porsche Cayman S
2	1	Peter MORRIS	2:11.110	09:09:45.276	4	Porsche 997 C2S
23	1	Simon CLARK	2:08.135	09:11:46.424	5	Porsche Cayman S
2	1	Peter MORRIS	2:06.894	09:11:52.170	5	Porsche 997 C2S

Flag History

TYPE	TIME OF DAY
GREEN	09:00:05.450
FINISH	09:20:06.869

Flag Statistics

TYPE	COUNT	TOTAL LAPS	TOTAL TIME
Green	1	9	22:44.873
Red	0	0	0.000
Safety Car	0	0	0.000
FCY	0	0	0.000

Weather / Track : Bright / Dry

Results can be found at www.tsl-timing.com

Page 1 of 4

Snetterton 300
Circuit Length = 2.9689 miles
Start: 09:00 Flag 09:20 End: 09:22

Printed - 09:25 Saturday, 05 June 2021

Petro-Canada Lubricants Porsche Club Championship with Pirelli

QUALIFYING - RACE 1 - STATISTICS

CLASS : 1

10 Starters

Fastest Lap History

NO	NAME	LAP TIME	TIME OF DAY	LAP	VEHICLE
23	Simon CLARK	2:17.188	09:05:12.617	2	Porsche Cayman S
23	Simon CLARK	2:13.774	09:07:26.391	3	Porsche Cayman S
23	Simon CLARK	2:11.917	09:09:38.289	4	Porsche Cayman S
2	Peter MORRIS	2:11.110	09:09:45.276	4	Porsche 997 C2S
23	Simon CLARK	2:08.135	09:11:46.424	5	Porsche Cayman S
2	Peter MORRIS	2:06.894	09:11:52.170	5	Porsche 997 C2S

Weather / Track : Bright / Dry

Results can be found at www.tsl-timing.com

Page 2 of 4

Snetterton 300
Circuit Length = 2.9689 miles
Start: 09:00 Flag 09:20 End: 09:22

Printed - 09:25 Saturday, 05 June 2021

Petro-Canada Lubricants Porsche Club Championship with Pirelli

QUALIFYING - RACE 1 - STATISTICS

CLASS : 2

16 Starters

Fastest Lap History

NO	NAME	LAP TIME	TIME OF DAY	LAP	VEHICLE
12	Bill CALEY	2:31.607	09:05:46.655	2	Porsche Boxster S
33	Kevin MOLYNEAUX	2:28.710	09:05:51.609	2	Porsche Boxster S
25	Matthew KYLE-HENNEY	2:26.292	09:06:02.055	2	Porsche Boxster S
12	Bill CALEY	2:24.041	09:08:10.696	3	Porsche Boxster S
33	Kevin MOLYNEAUX	2:22.436	09:08:14.121	3	Porsche Boxster S
88	Paul SIMPSON	2:21.375	09:09:56.169	3	Porsche Boxster S
12	Bill CALEY	2:18.431	09:10:29.111	4	Porsche Boxster S
25	Matthew KYLE-HENNEY	2:17.446	09:10:47.877	4	Porsche Boxster S
48	Toby BARLOW	2:16.400	09:12:03.138	4	Porsche Boxster S
25	Matthew KYLE-HENNEY	2:14.440	09:13:02.317	5	Porsche Boxster S
48	Toby BARLOW	2:12.931	09:14:16.067	5	Porsche Boxster S
25	Matthew KYLE-HENNEY	2:11.926	09:15:14.263	6	Porsche Boxster S
25	Matthew KYLE-HENNEY	2:10.861	09:17:25.123	7	Porsche Boxster S

Weather / Track : Bright / Dry

Results can be found at www.tsl-timing.com

Page 3 of 4

Snetterton 300
Circuit Length = 2.9689 miles
Start: 09:00 Flag 09:20 End: 09:22

Printed - 09:25 Saturday, 05 June 2021

Petro-Canada Lubricants Porsche Club Championship with Pirelli

QUALIFYING - RACE 1 - STATISTICS

CLASS : 3

9 Starters

Fastest Lap History

NO	NAME	LAP TIME	TIME OF DAY	LAP	VEHICLE
66	Vikram SUDERA	2:43.388	09:06:18.651	2	Porsche Boxster S
21	Alistair NELSON	2:37.433	09:06:19.333	2	Porsche Boxster S
22	Peter EVANS	2:36.641	09:06:31.717	2	Porsche Boxster S
32	William HESLOP	2:27.790	09:06:35.164	2	Porsche Boxster S
32	William HESLOP	2:26.489	09:09:01.633	3	Porsche Boxster S
78	Richard FORBER	2:24.143	09:09:05.299	3	Porsche Boxster S
32	William HESLOP	2:21.830	09:11:23.463	4	Porsche Boxster S
32	William HESLOP	2:19.897	09:13:43.360	5	Porsche Boxster S
32	William HESLOP	2:17.778	09:16:01.159	6	Porsche Boxster S

Weather / Track : Bright / Dry

Results can be found at www.tsl-timing.com

Page 4 of 4

Snetterton 300
Circuit Length = 2.9689 miles
Start: 09:00 Flag 09:20 End: 09:22

Printed - 09:25 Saturday, 05 June 2021

Petro-Canada Lubricants Porsche Club Championship with Pirelli

RACE 1 - GRID (25 minutes)

ROW 20	39	90 2:40.007 Sarah THOMSON	
ROW 19	37	66 2:24.265 Vikram SUDERA	38 21 2:24.379 Alistair NELSON
ROW 18	35	22 2:22.591 Peter EVANS	36 46 2:22.796 Ashley WHITE
ROW 17	33	6 2:21.291 Mike THOMPSON	34 49 2:22.207 Steven SHORE
ROW 16	31	32 2:17.778 William HESLOP	32 78 2:18.305 Richard FORBER
ROW 15			
ROW 14			
ROW 13	25	17 2:42.264 Andy MUGGERIDGE	26 28 Andy BAKER
ROW 12	23	69 2:25.036 Jon NEWALL	24 30 2:25.448 Trevor LEWIS
ROW 11	21	27 2:21.212 Kevin LUDFORD	22 64 2:23.098 Vince BLACKER
ROW 10	19	24 2:19.867 Carl HAZELTON	20 10 2:20.095 Julian MORRIS
ROW 9	17	20 2:17.261 John ALEXANDER	18 8 2:19.154 Steven MORRISON
ROW 8	15	94 2:14.062 Jesse CHAMBERLAIN	16 45 2:16.748 Paul SEAGRAVE
ROW 7	13	70 2:12.965 Angus ARCHER	14 12 2:13.280 Bill CALEY
ROW 6	11	3 2:11.956 Richard ELLIS	12 33 2:12.059 Kevin MOLYNEAUX
ROW 5	9	48 2:10.883 Toby BARLOW	10 88 2:11.728 Paul SIMPSON
ROW 4	7	85 2:10.185 Richard BAYSTON	8 25 2:10.861 Matthew KYLE-HENNEY
ROW 3	5	14 2:08.938 Mark MCALEER	6 9 2:08.968 Chris DYER
ROW 2	3	23 2:07.018 Simon CLARK	4 11 2:07.567 James CALEY
ROW 1	1	2 2:06.894 Peter MORRIS	2 44 2:06.905 Jake MCALEER
		Pole	

Car 35 has no working timing transponder - please fix before qualifying

These results are provisional until the conclusion of any judicial and technical matters.

Snetterton 300

Circuit Length = 2.9689 miles

Clerk Of Course :	Stewards :	Timekeeper : Eric Cowcill
-------------------	------------	---------------------------

Petro-Canada Lubricants Porsche Club Championship with Pirelli

RACE 5 - GRID (25 minutes)

ROW 20	39	90 2:40.839 Sarah THOMSON	
ROW 19	37	46 2:25.370 Ashley WHITE	38 49 2:25.601 Steven SHORE
ROW 18	35	66 2:24.911 Vikram SUDERA	36 22 2:24.928 Peter EVANS
ROW 17	33	6 2:23.523 Mike THOMPSON	34 21 2:24.639 Alistair NELSON
ROW 16	31	32 2:19.897 William HESLOP	32 78 2:20.035 Richard FORBER
ROW 15			
ROW 14			
ROW 13	25	17 Andy MUGGERIDGE	26 28 Andy BAKER
ROW 12	23	30 2:32.041 Trevor LEWIS	24 69 2:33.408 Jon NEWALL
ROW 11	21	8 2:23.766 Steven MORRISON	22 64 2:24.557 Vince BLACKER
ROW 10	19	27 2:21.364 Kevin LUDFORD	20 10 2:21.784 Julian MORRIS
ROW 9	17	20 2:19.191 John ALEXANDER	18 24 2:20.894 Carl HAZELTON
ROW 8	15	12 2:16.957 Bill CALEY	16 45 2:17.695 Paul SEAGRAVE
ROW 7	13	3 2:15.652 Richard ELLIS	14 94 2:16.548 Jesse CHAMBERLAIN
ROW 6	11	33 2:14.846 Kevin MOLYNEAUX	12 70 2:15.123 Angus ARCHER
ROW 5	9	48 2:12.931 Toby BARLOW	10 88 2:14.193 Paul SIMPSON
ROW 4	7	85 2:10.380 Richard BAYSTON	8 25 2:11.926 Matthew KYLE-HENNEY
ROW 3	5	14 2:09.136 Mark MCALEER	6 9 2:10.052 Chris DYER
ROW 2	3	2 2:07.864 Peter MORRIS	4 11 2:08.211 James CALEY
ROW 1	1	44 2:07.040 Jake MCALEER	2 23 2:07.205 Simon CLARK
		Pole	

Snetterton 300

These results are provisional until the conclusion of any judicial and technical matters.

Circuit Length = 2.9689 miles

Clerk Of Course :	Stewards :	Timekeeper : Eric Cowcill
-------------------	------------	---------------------------

Petro-Canada Lubricants Porsche Club Championship with Pirelli

RACE 1 - CLASSIFICATION

POS	NO	CL	PIC NAME	ENTRY	LAPS	TIME	GAP	DIFF	MPH	BEST	ON
1	2	1	1 Peter MORRIS	Porsche 997 C2S	11	26:37.698			73.58	2:07.566	8
2	11	1	2 James CALEY	Porsche 997 C2S	11	26:37.815	0.117	0.117	73.58	2:06.843	5
3	23	1	3 Simon CLARK	Porsche Cayman S	11	26:38.347	0.649	0.532	73.55	2:07.196	5
4	44	1	4 Jake MCALEER	Porsche Cayman S	11	26:38.630	0.932	0.283	73.54	2:07.229	9
5	85	1	5 Richard BAYSTON	Porsche 996 C2	11	26:42.201	4.503	3.571	73.37	2:08.268	7
6	9	1	6 Chris DYER	Porsche Cayman S	11	26:43.029	5.331	0.828	73.34	2:08.256	7
7	3	1	7 Richard ELLIS	Porsche 996 C2	11	26:49.892	12.194	6.863	73.02	2:08.775	7
8	88	2	1 Paul SIMPSON	Porsche Boxster S	11	26:59.174	21.476	9.282	72.61	2:09.739	9
9	48	2	2 Toby BARLOW	Porsche Boxster S	11	26:59.452	21.754	0.278	72.59	2:08.393	7
10	17	2	3 Andy MUGGERIDGE	Porsche Boxster S	11	27:09.326	31.628	9.874	72.15	2:10.376	7
11	70	2	4 Angus ARCHER	Porsche Boxster S	11	27:11.389	33.691	2.063	72.06	2:11.131	7
12	94	2	5 Jesse CHAMBERLAIN	Porsche Boxster S	11	27:12.436	34.738	1.047	72.02	2:11.734	6
13	25	2	6 Matthew KYLE-HENNEY	Porsche Boxster S	11	27:13.695	35.997	1.259	71.96	2:09.302	7
14	14	1	8 Mark MCALEER	Porsche 997 C2S	11	27:15.014	37.316	1.319	71.90	2:06.489	5
15	45	1	9 Paul SEAGRAVE	Porsche 996 C2	11	27:21.732	44.034	6.718	71.61	2:12.974	11
16	12	2	7 Bill CALEY	Porsche Boxster S	11	27:30.351	52.653	8.619	71.23	2:13.505	9
17	32	3	1 William HESLOP	Porsche Boxster S	11	27:33.893	56.195	3.542	71.08	2:14.367	8
18	78	3	2 Richard FORBER	Porsche Boxster S	11	27:40.743	1:03.045	6.850	70.79	2:14.333	8
19	10	2	8 Julian MORRIS	Porsche Boxster S	11	27:55.682	1:17.984	14.939	70.16	2:16.495	6
20	8	2	9 Steven MORRISON	Porsche Boxster S	11	27:55.899	1:18.201	0.217	70.15	2:14.159	8
21	24	2	10 Carl HAZELTON	Porsche Boxster S	11	28:00.062	1:22.364	4.163	69.97	2:16.548	8
22	21	3	3 Alistair NELSON	Porsche Boxster S	11	28:14.587	1:36.889	14.525	69.37	2:18.382	6
23	49	3	4 Steven SHORE	Porsche Boxster S	11	28:15.840	1:38.142	1.253	69.32	2:19.195	10
24	6	3	5 Mike THOMPSON	Porsche Boxster S	11	28:16.555	1:38.857	0.715	69.29	2:19.371	5
25	28	2	11 Andy BAKER	Porsche Boxster S	11	28:17.325	1:39.627	0.770	69.26	2:16.842	6
26	27	2	12 Kevin LUDFORD	Porsche Boxster S	11	28:19.751	1:42.053	2.426	69.16	2:18.825	7
27	46	3	6 Ashley WHITE	Porsche Boxster S	11	28:30.139	1:52.441	10.388	68.74	2:19.117	11
28	22	3	7 Peter EVANS	Porsche Boxster S	11	28:40.173	2:02.475	10.034	68.34	2:19.456	7
29	69	2	13 Jon NEWALL	Porsche Boxster S	11	28:50.564	2:12.866	10.391	67.93	2:19.217	7
30	64	2	14 Vince BLACKER	Porsche Boxster S	11	28:55.599	2:17.901	5.035	67.73	2:19.949	7
31	66	3	8 Vikram SUDERA	Porsche Boxster S	11	28:58.438	2:20.740	2.839	67.62	2:23.232	11
32	20	1	10 John ALEXANDER	Porsche Cayman S	10	26:52.123	1 Lap	1 Lap	66.29	2:15.808	5
33	90	3	9 Sarah THOMSON	Porsche Boxster S	10	28:15.291	1 Lap	1:23.168	63.04	2:30.693	8

NOT CLASSIFIED

DNF 33 2 Kevin MOLYNEAUX Porsche Boxster S 0

FASTEST LAP

14	1	Mark MCALEER	Porsche 997 C2S	5	2:06.489	84.49 mph	135.98 kph
48	2	Toby BARLOW	Porsche Boxster S	7	2:08.393	83.24 mph	133.96 kph
78	3	Richard FORBER	Porsche Boxster S	8	2:14.333	79.56 mph	128.04 kph

Weather / Track : Bright / Dry

These results are provisional until the conclusion of any judicial and technical matters.

Snetterton 300: 2.9689 miles

Race Distance: 11 Laps / 32.65 miles

Start: 11:43 Flag 12:09 End: 12:12

Clerk Of Course :	Stewards :	Timekeeper : Eric Cowcill
-------------------	------------	---------------------------

Petro-Canada Lubricants Porsche Club Championship with Pirelli

RACE 1 - LAP CHART

LAP 1 @ 11:45:23.470			LAP 2 @ 11:48:47.755			LAP 3 @ 11:51:59.713			LAP 4 @ 11:54:44.012			LAP 5 @ 11:56:51.749		
NO	BEHIND	LAP TIME	NO	BEHIND	LAP TIME	NO	BEHIND	LAP TIME	NO	BEHIND	LAP TIME	NO	BEHIND	LAP TIME
2		2:17.089	2		3:24.285	2		3:11.958	2		2:44.299	2		2:07.737
23	0.537	2:17.626	23	1.445	3:25.193	23	0.719	3:11.232	23	0.683	2:44.263	23	0.142	2:07.196
44	1.411	2:18.500	44	2.739	3:25.613	44	1.270	3:10.489	44	1.163	2:44.192	44	0.782	2:07.356
11	3.191	2:20.280	11	3.984	3:25.078	11	2.302	3:10.276	11	1.858	2:43.855	11	0.964	2:06.843
85	4.554	2:21.643	85	4.994	3:24.725	85	3.236	3:10.200	85	2.472	2:43.535	85	4.410	2:09.675
9	6.040	2:23.129	9	5.752	3:23.997	9	4.277	3:10.483	9	3.175	2:43.197	9	5.075	2:09.637
88	7.975	2:25.064	88	6.655	3:22.965	88	5.009	3:10.312	88	4.225	2:43.515	3	7.111	2:10.561
3	8.543	2:25.632	3	7.155	3:22.897	3	5.645	3:10.448	3	4.287	2:42.941	88	9.223	2:12.735
12	10.957	2:28.046	12	7.643	3:20.971	12	6.262	3:10.577	12	5.459	2:43.496	48	10.434	2:11.917
25	11.647	2:28.736	25	8.171	3:20.809	25	7.060	3:10.847	25	5.617	2:42.856	25	10.852	2:12.972
48	12.503	2:29.592	48	9.115	3:20.897	48	7.748	3:10.591	48	6.254	2:42.805	94	11.434	2:12.179
94	13.123	2:30.212	94	9.967	3:21.129	94	9.122	3:11.113	94	6.992	2:42.169	12	12.663	2:14.941
70	15.508	2:32.597	70	11.400	3:20.177	70	10.120	3:10.678	70	7.663	2:41.842	70	12.882	2:12.956
45	15.937	2:33.026	45	12.057	3:20.405	45	10.712	3:10.613	45	7.904	2:41.491	45	13.665	2:13.498
17	16.523	2:33.612	17	13.005	3:20.767	17	11.274	3:10.227	17	8.964	2:41.989	17	14.203	2:12.976
20	17.396	2:34.485	20	14.449	3:21.338	20	12.445	3:09.954	20	10.274	2:42.128	20	18.345	2:15.808
10	17.909	2:34.998	10	14.918	3:21.294	10	12.884	3:09.924	10	11.233	2:42.648	32	19.376	2:15.548
32	21.595	2:38.684	32	15.931	3:18.621	32	13.361	3:09.388	32	11.565	2:42.503	78	20.248	2:16.075
78	22.067	2:39.156	78	16.480	3:18.698	78	14.217	3:09.695	78	11.910	2:41.992	10	21.812	2:18.316
6	22.674	2:39.763	6	17.993	3:19.604	6	15.243	3:09.208	6	13.709	2:42.765	6	25.343	2:19.371
49	23.271	2:40.360	49	18.472	3:19.486	49	15.769	3:09.255	49	14.772	2:43.302	24	26.359	2:18.675
24	24.304	2:41.393	24	19.146	3:19.127	24	16.597	3:09.409	24	15.421	2:43.123	49	28.753	2:21.718
22	25.023	2:42.112	22	19.627	3:18.889	22	17.221	3:09.552	22	20.156	2:47.234	8	34.087	2:19.961
8	27.571	2:44.660	8	20.919	3:17.633	8	17.964	3:09.003	8	21.863	2:48.198	22	34.261	2:21.842
21	28.370	2:45.459	21	21.766	3:17.681	21	18.776	3:08.968	21	22.553	2:48.076	21	34.464	2:19.648
46	30.122	2:47.211	64	22.728	3:16.684	64	19.589	3:08.819	64	23.556	2:48.266	46	36.710	2:19.983
64	30.329	2:47.418	46	23.602	3:17.765	46	20.566	3:08.922	46	24.464	2:48.197	27	36.980	2:19.235
27	31.613	2:48.702	27	24.341	3:17.013	27	21.184	3:08.801	27	25.482	2:48.597	64	38.838	2:23.019
69	32.857	2:49.946	69	25.362	3:16.790	69	22.313	3:08.909	69	26.862	2:48.848	69	39.510	2:20.385
66	33.643	2:50.732	66	26.141	3:16.783	66	23.327	3:09.144	66	29.976	2:50.948	14	39.861	2:06.489
28	34.677	2:51.766	28	27.211	3:16.819	28	23.975	3:08.722	28	30.532	2:50.856	28	40.291	2:17.496
90	40.889	2:57.978	90	29.598	3:12.994	90	26.694	3:09.054	90	40.974	2:58.579	66	47.770	2:25.531
14	41.745	2:58.834	14	30.113	3:12.653	14	27.321	3:09.166	14	41.109	2:58.087	90	1:09.773	2:36.536

Weather / Track : Bright / Dry

Snetterton 300

Circuit Length = 2.9689 miles

Start: 11:43 Flag 12:09 End: 12:12

Petro-Canada Lubricants Porsche Club Championship with Pirelli

RACE 1 - LAP CHART

LAP 6 @ 11:59:01.172			LAP 7 @ 12:01:10.220			LAP 8 @ 12:03:17.786			LAP 9 @ 12:05:26.747			LAP 10 @ 12:07:36.116		
NO	BEHIND	LAP TIME	NO	BEHIND	LAP TIME	NO	BEHIND	LAP TIME	NO	BEHIND	LAP TIME	NO	BEHIND	LAP TIME
2		2:09.423	2		2:09.048	2		2:07.566	2		2:08.961	2		2:09.369
23	0.235	2:09.516	11	0.356	2:08.906	11	0.218	2:07.428	11	0.179	2:08.922	11	0.222	2:09.412
11	0.498	2:08.957	23	1.060	2:09.873	23	0.793	2:07.299	23	0.558	2:08.726	23	0.492	2:09.303
44	0.877	2:09.518	44	1.072	2:09.243	44	2.874	2:09.368	44	1.142	2:07.229	44	0.730	2:08.957
85	4.395	2:09.408	85	3.615	2:08.268	85	4.426	2:08.377	85	4.300	2:08.835	20	1 Lap	2:22.641
9	5.343	2:09.691	9	4.551	2:08.256	9	5.410	2:08.425	9	4.873	2:08.424	85	4.168	2:09.237
3	7.139	2:09.451	3	6.866	2:08.775	3	8.871	2:09.571	3	9.755	2:09.845	9	4.925	2:09.421
25	11.399	2:09.970	25	11.653	2:09.302	25	13.767	2:09.680	90	1 Lap	2:30.693	3	9.614	2:09.228
88	12.292	2:12.492	88	13.919	2:10.675	88	16.278	2:09.925	88	17.056	2:09.739	88	18.314	2:10.627
94	13.745	2:11.734	48	14.720	2:08.393	48	16.662	2:09.508	48	17.503	2:09.802	48	18.561	2:10.427
48	15.375	2:14.364	94	17.160	2:12.463	94	21.977	2:12.383	94	26.044	2:13.028	17	28.588	2:11.703
12	17.675	2:14.435	70	19.928	2:11.131	17	24.207	2:11.481	17	26.254	2:11.008	94	29.950	2:13.275
70	17.845	2:14.386	17	20.292	2:10.376	70	24.599	2:12.237	70	26.999	2:11.361	70	30.487	2:12.857
17	18.964	2:14.184	45	23.647	2:13.396	45	29.681	2:13.600	25	33.651	2:28.845	25	34.293	2:10.011
45	19.299	2:15.057	12	24.631	2:16.004	12	30.636	2:13.571	45	34.174	2:13.454	14	37.943	2:09.549
32	25.557	2:15.604	32	31.163	2:14.654	32	37.964	2:14.367	12	35.180	2:13.505	45	39.023	2:14.218
20	26.373	2:17.451	78	34.830	2:16.404	14	39.061	2:07.841	14	37.763	2:07.663	12	40.033	2:14.222
78	27.474	2:16.649	10	38.227	2:18.391	78	41.597	2:14.333	32	44.137	2:15.134	32	49.268	2:14.500
10	28.884	2:16.495	14	38.786	2:07.981	10	48.868	2:18.207	78	48.312	2:15.676	78	54.997	2:16.054
24	34.857	2:17.921	24	43.844	2:18.035	24	52.826	2:16.548	10	59.022	2:19.115	10	1:07.260	2:17.607
6	38.903	2:22.983	8	46.516	2:15.149	8	53.109	2:14.159	8	1:00.367	2:16.219	8	1:07.651	2:16.653
14	39.853	2:09.415	6	50.748	2:20.893	6	1:03.344	2:20.162	24	1:02.872	2:19.007	24	1:12.117	2:18.614
49	40.349	2:21.019	49	51.791	2:20.490	49	1:04.243	2:20.018	21	1:14.911	2:19.496	90	1 Lap	3:12.100
8	40.415	2:15.751	21	52.982	2:18.607	21	1:04.376	2:18.960	6	1:15.133	2:20.750	21	1:24.107	2:18.565
21	43.423	2:18.382	22	56.819	2:19.456	27	1:08.541	2:18.979	49	1:16.155	2:20.873	49	1:25.981	2:19.195
22	46.411	2:21.573	27	57.128	2:18.825	22	1:08.799	2:19.546	28	1:18.199	2:18.111	6	1:26.106	2:20.342
46	46.528	2:19.241	46	57.754	2:20.274	28	1:09.049	2:18.657	27	1:20.808	2:21.228	28	1:27.173	2:18.343
27	47.351	2:19.794	28	57.958	2:19.296	46	1:09.683	2:19.495	46	1:28.560	2:27.838	27	1:30.926	2:19.487
28	47.710	2:16.842	69	1:01.731	2:19.217	69	1:13.865	2:19.700	22	1:32.553	2:32.715	46	1:41.287	2:22.096
69	51.562	2:21.475	64	1:03.708	2:19.949	66	1:35.620	2:25.425	69	1:47.389	2:42.485	22	1:45.399	2:22.215
64	52.807	2:23.392	66	1:17.761	2:24.341	64	1:37.425	2:41.283	66	1:50.273	2:23.614	69	1:59.027	2:21.007
66	1:02.468	2:24.121	20	1:42.424	3:25.099 P	20	1:58.019	2:23.161	64	1:50.990	2:22.526	66	2:05.471	2:24.567
90	1:33.471	2:33.121	90	1:55.996	2:31.573							64	2:05.873	2:24.252

Weather / Track : Bright / Dry

Snetterton 300

Circuit Length = 2.9689 miles

Start: 11:43 Flag 12:09 End: 12:12

Petro-Canada Lubricants Porsche Club Championship with Pirelli

RACE 1 - LAP CHART

LAP 11	@ 12:09:44.079
---------------	-----------------------

NO	BEHIND	LAP TIME
2		2:07.963
11	0.117	2:07.858
23	0.649	2:08.120
44	0.932	2:08.165
85	4.503	2:08.298
9	5.331	2:08.369
3	12.194	2:10.543
20	1 Lap	2:20.058
88	21.476	2:11.125
48	21.754	2:11.156
17	31.628	2:11.003
70	33.691	2:11.167
94	34.738	2:12.751
25	35.997	2:09.667
14	37.316	2:07.336
45	44.034	2:12.974
12	52.653	2:20.583
32	56.195	2:14.890
78	1:03.045	2:16.011
10	1:17.984	2:18.687
8	1:18.201	2:18.513
24	1:22.364	2:18.210
21	1:36.889	2:20.745
90	1 Lap	2:32.663
49	1:38.142	2:20.124
6	1:38.857	2:20.714
28	1:39.627	2:20.417
27	1:42.053	2:19.090
46	1:52.441	2:19.117
22	2:02.475	2:25.039
69	2:12.866	2:21.802
64	2:17.901	2:19.991
66	2:20.740	2:23.232

Weather / Track : Bright / Dry

Results can be found at www.tsl-timing.com

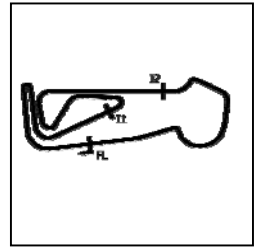
Page 3 of 3

Snetterton 300
Circuit Length = 2.9689 miles
Start: 11:43 Flag 12:09 End: 12:12

Printed - 12:13 Saturday, 05 June 2021

Petro-Canada Lubricants Porsche Club Championship with Pirelli

RACE 1 - SECTOR ANALYSIS



SECTOR 1 = FL to I1, SECTOR 2 = I1 to I2, SECTOR 3 = I2 to FL, DIFF = Difference To Personal Best Lap, P = Crossed Finish Line in Pit Lane, D = Time Disallowed

P1		2 1		Peter MORRIS		Porsche 997 C2S	
IDEAL LAP TIME : 2:07.248		BEST LAP TIME : 2:07.566		DIFFERENCE : 0.318			
LAP	SECTOR 1	SECTOR 2	SECTOR 3	LAP TIME	MPH	DIFF	TIME OF DAY
1 -		45.522	45.727	2:17.089	77.96	9.523	11:45:23.470
2 -	1:10.296	1:09.851	1:04.138	3:24.285	52.31	1:16.719	11:48:47.755
3 -	1:04.126	1:06.399	1:01.433	3:11.958	55.67	1:04.392	11:51:59.713
4 -	57.223	54.007	53.069	2:44.299	65.05	36.733	11:54:44.012
5 -	39.905	44.976	42.856	2:07.737 (2)	83.67	0.171	11:56:51.749
6 -	40.695	45.851	42.877	2:09.423	82.58	1.857	11:59:01.172
7 -	40.062	45.154	43.832	2:09.048	82.82	1.482	12:01:10.220
8 -	39.559	45.294	42.713	2:07.566 (1)	83.78		12:03:17.786
9 -	39.851	45.788	43.322	2:08.961	82.87	1.395	12:05:26.747
10 -	40.244	45.250	43.875	2:09.369	82.61	1.803	12:07:36.116
11 -	40.052	45.150	42.761	2:07.963 (3)	83.52	0.397	12:09:44.079

P2		11 1		James CALEY		Porsche 997 C2S	
IDEAL LAP TIME : 2:06.771		BEST LAP TIME : 2:06.843		DIFFERENCE : 0.072			
LAP	SECTOR 1	SECTOR 2	SECTOR 3	LAP TIME	MPH	DIFF	TIME OF DAY
1 -		45.412	47.497	2:20.280	76.19	13.437	11:45:26.661
2 -	1:10.800	1:09.104	1:05.174	3:25.078	52.11	1:18.235	11:48:51.739
3 -	1:03.005	1:06.701	1:00.570	3:10.276	56.17	1:03.433	11:52:02.015
4 -	58.788	52.268	52.799	2:43.855	65.22	37.012	11:54:45.870
5 -	39.381	44.938	42.524	2:06.843 (1)	84.26		11:56:52.713
6 -	40.482	45.366	43.109	2:08.957	82.88	2.114	11:59:01.670
7 -	40.173	44.999	43.734	2:08.906	82.91	2.063	12:01:10.576
8 -	39.450	45.138	42.840	2:07.428 (2)	83.87	0.585	12:03:18.004
9 -	39.960	45.952	43.010	2:08.922	82.90	2.079	12:05:26.926
10 -	40.376	45.300	43.736	2:09.412	82.58	2.569	12:07:36.338
11 -	40.378	45.028	42.452	2:07.858 (3)	83.59	1.015	12:09:44.196

P3		23 1		Simon CLARK		Porsche Cayman S	
IDEAL LAP TIME : 2:06.897		BEST LAP TIME : 2:07.196		DIFFERENCE : 0.299			
LAP	SECTOR 1	SECTOR 2	SECTOR 3	LAP TIME	MPH	DIFF	TIME OF DAY
1 -		44.863	45.687	2:17.626	77.66	10.430	11:45:24.007
2 -	1:10.819	1:09.774	1:04.600	3:25.193	52.08	1:17.997	11:48:49.200
3 -	1:03.471	1:06.734	1:01.027	3:11.232	55.89	1:04.036	11:52:00.432
4 -	57.387	53.791	53.085	2:44.263	65.06	37.067	11:54:44.695
5 -	39.399	45.016	42.781	2:07.196 (1)	84.02		11:56:51.891
6 -	40.910	45.653	42.953	2:09.516	82.52	2.320	11:59:01.407
7 -	40.010	45.143	44.720	2:09.873	82.29	2.677	12:01:11.280
8 -	39.654	44.739	42.906	2:07.299 (2)	83.96	0.103	12:03:18.579
9 -	39.858	45.683	43.185	2:08.726	83.02	1.530	12:05:27.305
10 -	40.802	44.744	43.757	2:09.303	82.65	2.107	12:07:36.608
11 -	40.373	44.988	42.759	2:08.120 (3)	83.42	0.924	12:09:44.728

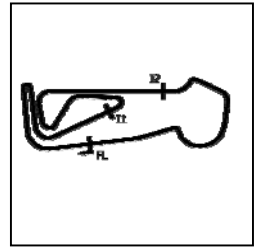
P4		44 1		Jake MCALEER		Porsche Cayman S	
IDEAL LAP TIME : 2:06.829		BEST LAP TIME : 2:07.229		DIFFERENCE : 0.400			
LAP	SECTOR 1	SECTOR 2	SECTOR 3	LAP TIME	MPH	DIFF	TIME OF DAY
1 -		45.395	46.686	2:18.500	77.17	11.271	11:45:24.881
2 -	1:11.220	1:09.418	1:04.975	3:25.613	51.98	1:18.384	11:48:50.494
3 -	1:03.221	1:06.669	1:00.599	3:10.489	56.10	1:03.260	11:52:00.983
4 -	58.447	52.831	52.914	2:44.192	65.09	36.963	11:54:45.175
5 -	39.405	45.136	42.815	2:07.356 (2)	83.92	0.127	11:56:52.531
6 -	40.545	46.194	42.779	2:09.518	82.52	2.289	11:59:02.049
7 -	40.253	45.046	43.944	2:09.243	82.69	2.014	12:01:11.292
8 -	40.172	46.282	42.914	2:09.368	82.61	2.139	12:03:20.660
9 -	39.569	44.843	42.817	2:07.229 (1)	84.00		12:05:27.889
10 -	40.552	44.912	43.493	2:08.957	82.88	1.728	12:07:36.846
11 -	40.591	44.993	42.581	2:08.165 (3)	83.39	0.936	12:09:45.011

Weather / Track : Bright / Dry

Snetterton 300
Circuit Length = 2.9689 miles
Start: 11:43 Flag 12:09 End: 12:12

Petro-Canada Lubricants Porsche Club Championship with Pirelli

RACE 1 - SECTOR ANALYSIS



SECTOR 1 = FL to I1, SECTOR 2 = I1 to I2, SECTOR 3 = I2 to FL, DIFF = Difference To Personal Best Lap, P = Crossed Finish Line in Pit Lane, D = Time Disallowed

P5 85 1		Richard BAYSTON		Porsche 996 C2			
IDEAL LAP TIME : 2:07.595		BEST LAP TIME : 2:08.268		DIFFERENCE : 0.673			
LAP	SECTOR 1	SECTOR 2	SECTOR 3	LAP TIME	MPH	DIFF	TIME OF DAY
1 -		45.884	47.745	2:21.643	75.45	13.375	11:45:28.024
2 -	1:10.490	1:09.146	1:05.089	3:24.725	52.20	1:16.457	11:48:52.749
3 -	1:03.169	1:06.554	1:00.477	3:10.200	56.19	1:01.932	11:52:02.949
4 -	59.191	51.843	52.501	2:43.535	65.35	35.267	11:54:46.484
5 -	41.311	45.455	42.909	2:09.675	82.42	1.407	11:56:56.159
6 -	41.551	45.420	42.437	2:09.408	82.59	1.140	11:59:05.567
7 -	40.265	45.228	42.775	2:08.268 (1)	83.32		12:01:13.835
8 -	40.112	45.197	43.068	2:08.377 (3)	83.25	0.109	12:03:22.212
9 -	40.359	45.130	43.346	2:08.835	82.95	0.567	12:05:31.047
10 -	40.750	45.294	43.193	2:09.237	82.70	0.969	12:07:40.284
11 -	40.380	45.046	42.872	2:08.298 (2)	83.30	0.030	12:09:48.582

P6 9 1		Chris DYER		Porsche Cayman S			
IDEAL LAP TIME : 2:07.779		BEST LAP TIME : 2:08.256		DIFFERENCE : 0.477			
LAP	SECTOR 1	SECTOR 2	SECTOR 3	LAP TIME	MPH	DIFF	TIME OF DAY
1 -		46.241	49.021	2:23.129	74.67	14.873	11:45:29.510
2 -	1:10.845	1:07.976	1:05.176	3:23.997	52.39	1:15.741	11:48:53.507
3 -	1:03.456	1:06.104	1:00.923	3:10.483	56.11	1:02.227	11:52:03.990
4 -	59.249	52.535	51.413	2:43.197	65.49	34.941	11:54:47.187
5 -	40.868	45.727	43.042	2:09.637	82.44	1.381	11:56:56.824
6 -	41.557	45.525	42.609	2:09.691	82.41	1.435	11:59:06.515
7 -	40.144	45.483	42.629	2:08.256 (1)	83.33		12:01:14.771
8 -	40.482	45.118	42.825	2:08.425	83.22	0.169	12:03:23.196
9 -	40.071	45.099	43.254	2:08.424 (3)	83.22	0.168	12:05:31.620
10 -	40.444	45.525	43.452	2:09.421	82.58	1.165	12:07:41.041
11 -	40.092	45.237	43.040	2:08.369 (2)	83.26	0.113	12:09:49.410

P7 3 1		Richard ELLIS		Porsche 996 C2			
IDEAL LAP TIME : 2:08.520		BEST LAP TIME : 2:08.775		DIFFERENCE : 0.255			
LAP	SECTOR 1	SECTOR 2	SECTOR 3	LAP TIME	MPH	DIFF	TIME OF DAY
1 -		49.250	47.454	2:25.632	73.39	16.857	11:45:32.013
2 -	1:10.042	1:07.708	1:05.147	3:22.897	52.67	1:14.122	11:48:54.910
3 -	1:03.883	1:05.729	1:00.836	3:10.448	56.12	1:01.673	11:52:05.358
4 -	59.492	52.381	51.068	2:42.941	65.59	34.166	11:54:48.299
5 -	41.331	46.074	43.156	2:10.561	81.86	1.786	11:56:58.860
6 -	40.485	45.668	43.298	2:09.451 (3)	82.56	0.676	11:59:08.311
7 -	40.110	45.420	43.245	2:08.775 (1)	82.99		12:01:17.086
8 -	40.612	45.969	42.990	2:09.571	82.48	0.796	12:03:26.657
9 -	40.282	45.559	44.004	2:09.845	82.31	1.070	12:05:36.502
10 -	40.483	45.587	43.158	2:09.228 (2)	82.70	0.453	12:07:45.730
11 -	40.585	45.858	44.100	2:10.543	81.87	1.768	12:09:56.273

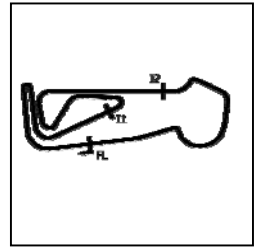
P8 88 2		Paul SIMPSON		Porsche Boxster S			
IDEAL LAP TIME : 2:09.537		BEST LAP TIME : 2:09.739		DIFFERENCE : 0.202			
LAP	SECTOR 1	SECTOR 2	SECTOR 3	LAP TIME	MPH	DIFF	TIME OF DAY
1 -		48.176	47.803	2:25.064	73.67	15.325	11:45:31.445
2 -	1:09.831	1:07.899	1:05.235	3:22.965	52.65	1:13.226	11:48:54.410
3 -	1:03.656	1:05.907	1:00.749	3:10.312	56.16	1:00.573	11:52:04.722
4 -	59.471	52.381	51.663	2:43.515	65.36	33.776	11:54:48.237
5 -	41.998	46.885	43.852	2:12.735	80.52	2.996	11:57:00.972
6 -	41.000	46.179	45.313	2:12.492	80.66	2.753	11:59:13.464
7 -	40.810	46.221	43.644	2:10.675	81.79	0.936	12:01:24.139
8 -	40.704	45.934	43.287	2:09.925 (2)	82.26	0.186	12:03:34.064
9 -	40.644	45.667	43.428	2:09.739 (1)	82.38		12:05:43.803
10 -	40.583	45.982	44.062	2:10.627 (3)	81.82	0.888	12:07:54.430
11 -	41.814	46.020	43.291	2:11.125	81.51	1.386	12:10:05.555

Weather / Track : Bright / Dry

Snetterton 300
Circuit Length = 2.9689 miles
Start: 11:43 Flag 12:09 End: 12:12

Petro-Canada Lubricants Porsche Club Championship with Pirelli

RACE 1 - SECTOR ANALYSIS



SECTOR 1 = FL to I1, SECTOR 2 = I1 to I2, SECTOR 3 = I2 to FL, DIFF = Difference To Personal Best Lap, P = Crossed Finish Line in Pit Lane, D = Time Disallowed

P9 48 2		Toby BARLOW		Porsche Boxster S			
IDEAL LAP TIME : 2:07.953		BEST LAP TIME : 2:08.393		DIFFERENCE : 0.440			
LAP	SECTOR 1	SECTOR 2	SECTOR 3	LAP TIME	MPH	DIFF	TIME OF DAY
1 -		49.218	49.821	2:29.592	71.44	21.199	11:45:35.973
2 -	1:09.005	1:07.068	1:04.824	3:20.897	53.20	1:12.504	11:48:56.870
3 -	1:04.731	1:05.068	1:00.792	3:10.591	56.07	1:02.198	11:52:07.461
4 -	1:00.132	53.210	49.463	2:42.805	65.64	34.412	11:54:50.266
5 -	41.642	45.950	44.325	2:11.917	81.02	3.524	11:57:02.183
6 -	40.181	45.946	48.237	2:14.364	79.54	5.971	11:59:16.547
7 -	39.966	45.911	42.516	2:08.393 (1)	83.24		12:01:24.940
8 -	40.260	45.795	43.453	2:09.508 (2)	82.52	1.115	12:03:34.448
9 -	40.751	45.471	43.580	2:09.802 (3)	82.34	1.409	12:05:44.250
10 -	41.015	46.185	43.227	2:10.427	81.94	2.034	12:07:54.677
11 -	41.724	46.289	43.143	2:11.156	81.49	2.763	12:10:05.833

P10 17 2		Andy MUGGERIDGE		Porsche Boxster S			
IDEAL LAP TIME : 2:09.507		BEST LAP TIME : 2:10.376		DIFFERENCE : 0.869			
LAP	SECTOR 1	SECTOR 2	SECTOR 3	LAP TIME	MPH	DIFF	TIME OF DAY
1 -		48.597	49.521	2:33.612	69.57	23.236	11:45:39.993
2 -	1:09.653	1:06.669	1:04.445	3:20.767	53.23	1:10.391	11:49:00.760
3 -	1:05.176	1:04.263	1:00.788	3:10.227	56.18	59.851	11:52:10.987
4 -	1:00.491	52.602	48.896	2:41.989	65.98	31.613	11:54:52.976
5 -	41.516	46.849	44.611	2:12.976	80.37	2.600	11:57:05.952
6 -	41.633	47.863	44.688	2:14.184	79.65	3.808	11:59:20.136
7 -	41.255	45.820	43.301	2:10.376 (1)	81.97		12:01:30.512
8 -	41.036	46.936	43.509	2:11.481	81.28	1.105	12:03:41.993
9 -	40.386	46.625	43.997	2:11.008 (3)	81.58	0.632	12:05:53.001
10 -	41.815	46.346	43.542	2:11.703	81.15	1.327	12:08:04.704
11 -	40.972	46.047	43.984	2:11.003 (2)	81.58	0.627	12:10:15.707

P11 70 2		Angus ARCHER		Porsche Boxster S			
IDEAL LAP TIME : 2:10.799		BEST LAP TIME : 2:11.131		DIFFERENCE : 0.332			
LAP	SECTOR 1	SECTOR 2	SECTOR 3	LAP TIME	MPH	DIFF	TIME OF DAY
1 -		48.418	51.846	2:32.597	70.04	21.466	11:45:38.978
2 -	1:08.816	1:06.832	1:04.529	3:20.177	53.39	1:09.046	11:48:59.155
3 -	1:05.163	1:04.124	1:01.391	3:10.678	56.05	59.547	11:52:09.833
4 -	1:00.130	52.927	48.785	2:41.842	66.04	30.711	11:54:51.675
5 -	41.906	46.479	44.571	2:12.956	80.38	1.825	11:57:04.631
6 -	42.318	46.765	45.303	2:14.386	79.53	3.255	11:59:19.017
7 -	41.333	46.099	43.699	2:11.131 (1)	81.50		12:01:30.148
8 -	41.186	47.331	43.720	2:12.237	80.82	1.106	12:03:42.385
9 -	41.001	46.166	44.194	2:11.361 (3)	81.36	0.230	12:05:53.746
10 -	41.801	47.043	44.013	2:12.857	80.44	1.726	12:08:06.603
11 -	41.146	46.302	43.719	2:11.167 (2)	81.48	0.036	12:10:17.770

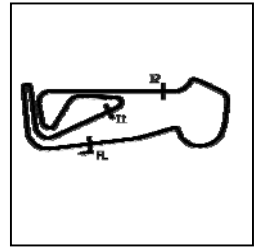
P12 94 2		Jesse CHAMBERLAIN		Porsche Boxster S			
IDEAL LAP TIME : 2:11.374		BEST LAP TIME : 2:11.734		DIFFERENCE : 0.360			
LAP	SECTOR 1	SECTOR 2	SECTOR 3	LAP TIME	MPH	DIFF	TIME OF DAY
1 -		49.088	49.740	2:30.212	71.15	18.478	11:45:36.593
2 -	1:09.668	1:06.840	1:04.621	3:21.129	53.14	1:09.395	11:48:57.722
3 -	1:04.919	1:05.122	1:01.072	3:11.113	55.92	59.379	11:52:08.835
4 -	59.677	53.432	49.060	2:42.169	65.90	30.435	11:54:51.004
5 -	41.646	46.872	43.661	2:12.179 (2)	80.86	0.445	11:57:03.183
6 -	41.455	46.469	43.810	2:11.734 (1)	81.13		11:59:14.917
7 -	41.244	46.928	44.291	2:12.463	80.68	0.729	12:01:27.380
8 -	41.635	46.543	44.205	2:12.383 (3)	80.73	0.649	12:03:39.763
9 -	41.851	47.006	44.171	2:13.028	80.34	1.294	12:05:52.791
10 -	42.538	46.870	43.867	2:13.275	80.19	1.541	12:08:06.066
11 -	41.317	46.613	44.821	2:12.751	80.51	1.017	12:10:18.817

Weather / Track : Bright / Dry

Snetterton 300
Circuit Length = 2.9689 miles
Start: 11:43 Flag 12:09 End: 12:12

Petro-Canada Lubricants Porsche Club Championship with Pirelli

RACE 1 - SECTOR ANALYSIS



SECTOR 1 = FL to I1, SECTOR 2 = I1 to I2, SECTOR 3 = I2 to FL, DIFF = Difference To Personal Best Lap, P = Crossed Finish Line in Pit Lane, D = Time Disallowed

P13 25 2		Matthew KYLE-HENNEY		Porsche Boxster S			
IDEAL LAP TIME : 2:09.139		BEST LAP TIME : 2:09.302		DIFFERENCE : 0.163			
LAP	SECTOR 1	SECTOR 2	SECTOR 3	LAP TIME	MPH	DIFF	TIME OF DAY
1 -		49.847	49.268	2:28.736	71.85	19.434	11:45:35.117
2 -	1:09.014	1:07.213	1:04.582	3:20.809	53.22	1:11.507	11:48:55.926
3 -	1:04.642	1:05.495	1:00.710	3:10.847	56.00	1:01.545	11:52:06.773
4 -	59.880	52.903	50.073	2:42.856	65.62	33.554	11:54:49.629
5 -	40.837	46.772	45.363	2:12.972	80.37	3.670	11:57:02.601
6 -	40.529	45.746	43.695	2:09.970	82.23	0.668	11:59:12.571
7 -	40.611	45.717	42.974	2:09.302 (1)	82.65		12:01:21.873
8 -	40.752	45.945	42.983	2:09.680 (3)	82.41	0.378	12:03:31.553
9 -	40.839	45.636	1:02.370	2:28.845	71.80	19.543	12:06:00.398
10 -	40.872	46.140	42.999	2:10.011	82.20	0.709	12:08:10.409
11 -	40.641	45.988	43.038	2:09.667 (2)	82.42	0.365	12:10:20.076

P14 14 1		Mark MCALEER		Porsche 997 C2S			
IDEAL LAP TIME : 2:06.092		BEST LAP TIME : 2:06.489		DIFFERENCE : 0.397			
LAP	SECTOR 1	SECTOR 2	SECTOR 3	LAP TIME	MPH	DIFF	TIME OF DAY
1 -		1:16.061	54.530	2:58.834	59.76	52.345	11:46:05.215
2 -	1:07.699	1:03.888	1:01.066	3:12.653	55.47	1:06.164	11:49:17.868
3 -	1:16.183	55.801	57.182	3:09.166	56.50	1:02.677	11:52:27.034
4 -	1:03.321	1:00.258	54.508	2:58.087	60.01	51.598	11:55:25.121
5 -	39.985	44.257	42.247	2:06.489 (1)	84.49		11:57:31.610
6 -	41.005	45.743	42.667	2:09.415	82.58	2.926	11:59:41.025
7 -	39.716	45.366	42.899	2:07.981	83.51	1.492	12:01:49.006
8 -	39.968	44.995	42.878	2:07.841	83.60	1.352	12:03:56.847
9 -	39.817	44.891	42.955	2:07.663 (3)	83.72	1.174	12:06:04.510
10 -	39.588	45.755	44.206	2:09.549	82.50	3.060	12:08:14.059
11 -	39.814	44.894	42.628	2:07.336 (2)	83.93	0.847	12:10:21.395

P15 45 1		Paul SEAGRAVE		Porsche 996 C2			
IDEAL LAP TIME : 2:12.434		BEST LAP TIME : 2:12.974		DIFFERENCE : 0.540			
LAP	SECTOR 1	SECTOR 2	SECTOR 3	LAP TIME	MPH	DIFF	TIME OF DAY
1 -		48.326	51.642	2:33.026	69.84	20.052	11:45:39.407
2 -	1:09.461	1:06.616	1:04.328	3:20.405	53.33	1:07.431	11:48:59.812
3 -	1:05.375	1:04.210	1:01.028	3:10.613	56.07	57.639	11:52:10.425
4 -	1:00.260	52.725	48.506	2:41.491	66.18	28.517	11:54:51.916
5 -	42.180	46.774	44.544	2:13.498	80.06	0.524	11:57:05.414
6 -	41.814	47.588	45.655	2:15.057	79.13	2.083	11:59:20.471
7 -	41.855	46.816	44.725	2:13.396 (2)	80.12	0.422	12:01:33.867
8 -	41.960	46.504	45.136	2:13.600	80.00	0.626	12:03:47.467
9 -	41.716	46.859	44.879	2:13.454 (3)	80.08	0.480	12:06:00.921
10 -	41.479	46.991	45.748	2:14.218	79.63	1.244	12:08:15.139
11 -	41.386	46.668	44.920	2:12.974 (1)	80.37		12:10:28.113

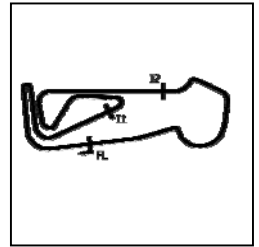
P16 12 2		Bill CALEY		Porsche Boxster S			
IDEAL LAP TIME : 2:12.634		BEST LAP TIME : 2:13.505		DIFFERENCE : 0.871			
LAP	SECTOR 1	SECTOR 2	SECTOR 3	LAP TIME	MPH	DIFF	TIME OF DAY
1 -		48.727	48.935	2:28.046	72.19	14.541	11:45:34.427
2 -	1:08.530	1:07.627	1:04.814	3:20.971	53.18	1:07.466	11:48:55.398
3 -	1:04.365	1:05.613	1:00.599	3:10.577	56.08	57.072	11:52:05.975
4 -	59.957	52.525	51.014	2:43.496	65.37	29.991	11:54:49.471
5 -	42.761	47.399	44.781	2:14.941	79.20	1.436	11:57:04.412
6 -	42.307	47.090	45.038	2:14.435	79.50	0.930	11:59:18.847
7 -	43.362	47.069	45.573	2:16.004	78.58	2.499	12:01:34.851
8 -	42.182	47.094	44.295	2:13.571 (2)	80.01	0.066	12:03:48.422
9 -	42.048	46.700	44.757	2:13.505 (1)	80.05		12:06:01.927
10 -	41.639	47.060	45.523	2:14.222 (3)	79.62	0.717	12:08:16.149
11 -	41.888	48.348	50.347	2:20.583	76.02	7.078	12:10:36.732

Weather / Track : Bright / Dry

Snetterton 300
Circuit Length = 2.9689 miles
Start: 11:43 Flag 12:09 End: 12:12

Petro-Canada Lubricants Porsche Club Championship with Pirelli

RACE 1 - SECTOR ANALYSIS



SECTOR 1 = FL to I1, SECTOR 2 = I1 to I2, SECTOR 3 = I2 to FL, DIFF = Difference To Personal Best Lap, P = Crossed Finish Line in Pit Lane, D = Time Disallowed

P17 32 3		William HESLOP		Porsche Boxster S			
IDEAL LAP TIME : 2:13.995		BEST LAP TIME : 2:14.367		DIFFERENCE : 0.372			
LAP	SECTOR 1	SECTOR 2	SECTOR 3	LAP TIME	MPH	DIFF	TIME OF DAY
1 -		50.543	51.238	2:38.684	67.35	24.317	11:45:45.065
2 -	1:08.690	1:06.400	1:03.531	3:18.621	53.81	1:04.254	11:49:03.686
3 -	1:05.965	1:02.963	1:00.460	3:09.388	56.43	55.021	11:52:13.074
4 -	1:01.234	52.297	48.972	2:42.503	65.77	28.136	11:54:55.577
5 -	42.557	47.735	45.256	2:15.548	78.85	1.181	11:57:11.125
6 -	42.988	47.606	45.010	2:15.604	78.81	1.237	11:59:26.729
7 -	42.709	47.449	44.496	2:14.654 (3)	79.37	0.287	12:01:41.383
8 -	42.190	47.333	44.844	2:14.367 (1)	79.54		12:03:55.750
9 -	42.578	47.592	44.964	2:15.134	79.09	0.767	12:06:10.884
10 -	42.217	47.811	44.472	2:14.500 (2)	79.46	0.133	12:08:25.384
11 -	42.560	47.816	44.514	2:14.890	79.23	0.523	12:10:40.274

P18 78 3		Richard FORBER		Porsche Boxster S			
IDEAL LAP TIME : 2:14.333		BEST LAP TIME : 2:14.333		DIFFERENCE : 0.000			
LAP	SECTOR 1	SECTOR 2	SECTOR 3	LAP TIME	MPH	DIFF	TIME OF DAY
1 -		49.420	52.040	2:39.156	67.15	24.823	11:45:45.537
2 -	1:09.679	1:06.054	1:02.965	3:18.698	53.79	1:04.365	11:49:04.235
3 -	1:07.441	1:01.696	1:00.558	3:09.695	56.34	55.362	11:52:13.930
4 -	1:01.338	52.413	48.241	2:41.992	65.97	27.659	11:54:55.922
5 -	43.062	47.695	45.318	2:16.075	78.54	1.742	11:57:11.997
6 -	42.508	47.852	46.289	2:16.649	78.21	2.316	11:59:28.646
7 -	43.614	47.763	45.027	2:16.404	78.35	2.071	12:01:45.050
8 -	42.222	47.511	44.600	2:14.333 (1)	79.56		12:03:59.383
9 -	42.534	48.147	44.995	2:15.676 (2)	78.77	1.343	12:06:15.059
10 -	42.773	47.983	45.298	2:16.054	78.55	1.721	12:08:31.113
11 -	42.649	47.914	45.448	2:16.011 (3)	78.58	1.678	12:10:47.124

P19 10 2		Julian MORRIS		Porsche Boxster S			
IDEAL LAP TIME : 2:16.385		BEST LAP TIME : 2:16.495		DIFFERENCE : 0.110			
LAP	SECTOR 1	SECTOR 2	SECTOR 3	LAP TIME	MPH	DIFF	TIME OF DAY
1 -		48.836	49.524	2:34.998	68.95	18.503	11:45:41.379
2 -	1:10.571	1:07.022	1:03.701	3:21.294	53.09	1:04.799	11:49:02.673
3 -	1:06.048	1:03.208	1:00.668	3:09.924	56.27	53.429	11:52:12.597
4 -	1:00.836	52.577	49.235	2:42.648	65.71	26.153	11:54:55.245
5 -	44.274	48.149	45.893	2:18.316	77.27	1.821	11:57:13.561
6 -	42.991	47.520	45.984	2:16.495 (1)	78.30		11:59:30.056
7 -	44.080	47.855	46.456	2:18.391	77.23	1.896	12:01:48.447
8 -	43.386	47.692	47.129	2:18.207 (3)	77.33	1.712	12:04:06.654
9 -	43.788	48.059	47.268	2:19.115	76.82	2.620	12:06:25.769
10 -	42.972	47.764	46.871	2:17.607 (2)	77.67	1.112	12:08:43.376
11 -	43.069	48.818	46.800	2:18.687	77.06	2.192	12:11:02.063

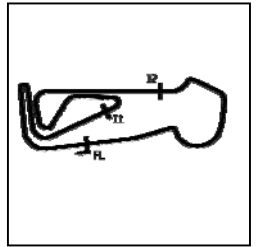
P20 8 2		Steven MORRISON		Porsche Boxster S			
IDEAL LAP TIME : 2:13.777		BEST LAP TIME : 2:14.159		DIFFERENCE : 0.382			
LAP	SECTOR 1	SECTOR 2	SECTOR 3	LAP TIME	MPH	DIFF	TIME OF DAY
1 -		50.688	54.565	2:44.660	64.90	30.501	11:45:51.041
2 -	1:10.034	1:05.155	1:02.444	3:17.633	54.08	1:03.474	11:49:08.674
3 -	1:08.017	1:00.497	1:00.489	3:09.003	56.54	54.844	11:52:17.677
4 -	1:01.828	56.655	49.715	2:48.198	63.54	34.039	11:55:05.875
5 -	42.910	49.129	47.922	2:19.961	76.36	5.802	11:57:25.836
6 -	42.299	48.033	45.419	2:15.751 (3)	78.73	1.592	11:59:41.587
7 -	42.387	47.753	45.009	2:15.149 (2)	79.08	0.990	12:01:56.736
8 -	41.744	47.247	45.168	2:14.159 (1)	79.66		12:04:10.895
9 -	42.268	49.165	44.786	2:16.219	78.46	2.060	12:06:27.114
10 -	42.467	47.821	46.365	2:16.653	78.21	2.494	12:08:43.767
11 -	43.170	48.693	46.650	2:18.513	77.16	4.354	12:11:02.280

Weather / Track : Bright / Dry

Snetterton 300
Circuit Length = 2.9689 miles
Start: 11:43 Flag 12:09 End: 12:12

Petro-Canada Lubricants Porsche Club Championship with Pirelli

RACE 1 - SECTOR ANALYSIS



SECTOR 1 = FL to I1, SECTOR 2 = I1 to I2, SECTOR 3 = I2 to FL, DIFF = Difference To Personal Best Lap, P = Crossed Finish Line in Pit Lane, D = Time Disallowed

P21 24 2		Carl HAZELTON			Porsche Boxster S		
IDEAL LAP TIME : 2:15.970		BEST LAP TIME : 2:16.548		DIFFERENCE : 0.578			
LAP	SECTOR 1	SECTOR 2	SECTOR 3	LAP TIME	MPH	DIFF	TIME OF DAY
1 -		50.932	51.629	2:41.393	66.22	24.845	11:45:47.774
2 -	1:10.579	1:06.212	1:02.336	3:19.127	53.67	1:02.579	11:49:06.901
3 -	1:07.182	1:01.469	1:00.758	3:09.409	56.42	52.861	11:52:16.310
4 -	1:01.339	53.574	48.210	2:43.123	65.52	26.575	11:54:59.433
5 -	43.937	48.721	46.017	2:18.675	77.07	2.127	11:57:18.108
6 -	43.585	47.983	46.353	2:17.921 (2)	77.49	1.373	11:59:36.029
7 -	42.522	49.407	46.106	2:18.035 (3)	77.43	1.487	12:01:54.064
8 -	42.555	48.317	45.676	2:16.548 (1)	78.27		12:04:10.612
9 -	42.311	49.898	46.798	2:19.007	76.88	2.459	12:06:29.619
10 -	42.649	48.792	47.173	2:18.614	77.10	2.066	12:08:48.233
11 -	42.583	49.200	46.427	2:18.210	77.33	1.662	12:11:06.443

P22 21 3		Alistair NELSON			Porsche Boxster S		
IDEAL LAP TIME : 2:17.492		BEST LAP TIME : 2:18.382		DIFFERENCE : 0.890			
LAP	SECTOR 1	SECTOR 2	SECTOR 3	LAP TIME	MPH	DIFF	TIME OF DAY
1 -		50.348	55.043	2:45.459	64.59	27.077	11:45:51.840
2 -	1:11.852	1:03.624	1:02.205	3:17.681	54.06	59.299	11:49:09.521
3 -	1:08.231	1:00.620	1:00.117	3:08.968	56.56	50.586	11:52:18.489
4 -	1:01.799	56.190	50.087	2:48.076	63.59	29.694	11:55:06.565
5 -	43.492	48.371	47.785	2:19.648	76.53	1.266	11:57:26.213
6 -	43.646	49.098	45.638	2:18.382 (1)	77.23		11:59:44.595
7 -	43.483	48.827	46.297	2:18.607 (3)	77.11	0.225	12:02:03.202
8 -	43.667	48.981	46.312	2:18.960	76.91	0.578	12:04:22.162
9 -	43.834	48.799	46.863	2:19.496	76.61	1.114	12:06:41.658
10 -	44.313	48.387	45.865	2:18.565 (2)	77.13	0.183	12:09:00.223
11 -	44.077	49.025	47.643	2:20.745	75.93	2.363	12:11:20.968

P23 49 3		Steven SHORE			Porsche Boxster S		
IDEAL LAP TIME : 2:18.663		BEST LAP TIME : 2:19.195		DIFFERENCE : 0.532			
LAP	SECTOR 1	SECTOR 2	SECTOR 3	LAP TIME	MPH	DIFF	TIME OF DAY
1 -		50.773	51.958	2:40.360	66.65	21.165	11:45:46.741
2 -	1:10.462	1:06.062	1:02.962	3:19.486	53.57	1:00.291	11:49:06.227
3 -	1:07.092	1:01.319	1:00.844	3:09.255	56.47	50.060	11:52:15.482
4 -	1:01.292	53.713	48.297	2:43.302	65.44	24.107	11:54:58.784
5 -	44.415	50.064	47.239	2:21.718	75.41	2.523	11:57:20.502
6 -	44.869	49.164	46.986	2:21.019	75.79	1.824	11:59:41.521
7 -	44.505	49.358	46.627	2:20.490	76.07	1.295	12:02:02.011
8 -	44.532	49.100	46.386	2:20.018 (2)	76.33	0.823	12:04:22.029
9 -	44.306	49.871	46.696	2:20.873	75.87	1.678	12:06:42.902
10 -	43.680	49.006	46.509	2:19.195 (1)	76.78		12:09:02.097
11 -	43.858	50.289	45.977	2:20.124 (3)	76.27	0.929	12:11:22.221

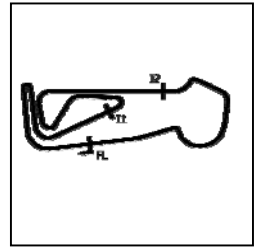
P24 6 3		Mike THOMPSON			Porsche Boxster S		
IDEAL LAP TIME : 2:17.888		BEST LAP TIME : 2:19.371		DIFFERENCE : 1.483			
LAP	SECTOR 1	SECTOR 2	SECTOR 3	LAP TIME	MPH	DIFF	TIME OF DAY
1 -		50.139	51.473	2:39.763	66.89	20.392	11:45:46.144
2 -	1:10.259	1:06.103	1:03.242	3:19.604	53.54	1:00.233	11:49:05.748
3 -	1:06.994	1:01.497	1:00.717	3:09.208	56.48	49.837	11:52:14.956
4 -	1:01.164	53.219	48.382	2:42.765	65.66	23.394	11:54:57.721
5 -	43.090	49.080	47.201	2:19.371 (1)	76.68		11:57:17.092
6 -	45.385	49.696	47.902	2:22.983	74.75	3.612	11:59:40.075
7 -	44.894	48.690	47.309	2:20.893	75.85	1.522	12:02:00.968
8 -	43.978	49.006	47.178	2:20.162 (2)	76.25	0.791	12:04:21.130
9 -	43.816	49.102	47.832	2:20.750	75.93	1.379	12:06:41.880
10 -	44.641	49.593	46.108	2:20.342 (3)	76.15	0.971	12:09:02.222
11 -	44.907	49.222	46.585	2:20.714	75.95	1.343	12:11:22.936

Weather / Track : Bright / Dry

Snetterton 300
Circuit Length = 2.9689 miles
Start: 11:43 Flag 12:09 End: 12:12

Petro-Canada Lubricants Porsche Club Championship with Pirelli

RACE 1 - SECTOR ANALYSIS



SECTOR 1 = FL to I1, SECTOR 2 = I1 to I2, SECTOR 3 = I2 to FL, DIFF = Difference To Personal Best Lap, P = Crossed Finish Line in Pit Lane, D = Time Disallowed

P25 28 2		Andy BAKER		Porsche Boxster S			
IDEAL LAP TIME : 2:15.850		BEST LAP TIME : 2:16.842		DIFFERENCE : 0.992			
LAP	SECTOR 1	SECTOR 2	SECTOR 3	LAP TIME	MPH	DIFF	TIME OF DAY
1 -		53.892	50.640	2:51.766	62.22	34.924	11:45:58.147
2 -	1:12.173	1:04.067	1:00.579	3:16.819	54.30	59.977	11:49:14.966
3 -	1:12.785	59.052	56.885	3:08.722	56.63	51.880	11:52:23.688
4 -	1:03.608	56.863	50.385	2:50.856	62.55	34.014	11:55:14.544
5 -	43.031	48.410	46.055	2:17.496 (2)	77.73	0.654	11:57:32.040
6 -	43.275	48.084	45.483	2:16.842 (1)	78.10		11:59:48.882
7 -	44.003	47.663	47.630	2:19.296	76.72	2.454	12:02:08.178
8 -	43.929	47.637	47.091	2:18.657	77.08	1.815	12:04:26.835
9 -	44.193	48.092	45.826	2:18.111 (3)	77.38	1.269	12:06:44.946
10 -	42.730	48.694	46.919	2:18.343	77.25	1.501	12:09:03.289
11 -	44.896	48.213	47.308	2:20.417	76.11	3.575	12:11:23.706

P26 27 2		Kevin LUDFORD		Porsche Boxster S			
IDEAL LAP TIME : 2:18.149		BEST LAP TIME : 2:18.825		DIFFERENCE : 0.676			
LAP	SECTOR 1	SECTOR 2	SECTOR 3	LAP TIME	MPH	DIFF	TIME OF DAY
1 -		51.740	56.094	2:48.702	63.35	29.877	11:45:55.083
2 -	1:12.480	1:03.102	1:01.431	3:17.013	54.25	58.188	11:49:12.096
3 -	1:09.628	1:00.915	58.258	3:08.801	56.61	49.976	11:52:20.897
4 -	1:03.260	55.589	49.748	2:48.597	63.39	29.772	11:55:09.494
5 -	43.809	48.848	46.578	2:19.235	76.76	0.410	11:57:28.729
6 -	44.743	48.280	46.771	2:19.794	76.45	0.969	11:59:48.523
7 -	43.856	48.031	46.938	2:18.825 (1)	76.98		12:02:07.348
8 -	44.353	47.871	46.755	2:18.979 (2)	76.90	0.154	12:04:26.327
9 -	44.462	49.532	47.234	2:21.228	75.67	2.403	12:06:47.555
10 -	43.700	48.651	47.136	2:19.487	76.62	0.662	12:09:07.042
11 -	43.869	47.934	47.287	2:19.090 (3)	76.84	0.265	12:11:26.132

P27 46 3		Ashley WHITE		Porsche Boxster S			
IDEAL LAP TIME : 2:18.082		BEST LAP TIME : 2:19.117		DIFFERENCE : 1.035			
LAP	SECTOR 1	SECTOR 2	SECTOR 3	LAP TIME	MPH	DIFF	TIME OF DAY
1 -		51.409	55.235	2:47.211	63.91	28.094	11:45:53.592
2 -	1:12.608	1:03.520	1:01.637	3:17.765	54.04	58.648	11:49:11.357
3 -	1:09.051	1:01.195	58.676	3:08.922	56.57	49.805	11:52:20.279
4 -	1:02.883	55.986	49.328	2:48.197	63.54	29.080	11:55:08.476
5 -	43.594	49.842	46.547	2:19.983	76.35	0.866	11:57:28.459
6 -	44.405	48.755	46.081	2:19.241 (2)	76.75	0.124	11:59:47.700
7 -	43.768	48.697	47.809	2:20.274	76.19	1.157	12:02:07.974
8 -	44.605	48.543	46.347	2:19.495 (3)	76.61	0.378	12:04:27.469
9 -	51.979	48.973	46.886	2:27.838	72.29	8.721	12:06:55.307
10 -	43.670	52.092	46.334	2:22.096	75.21	2.979	12:09:17.403
11 -	43.458	48.608	47.051	2:19.117 (1)	76.82		12:11:36.520

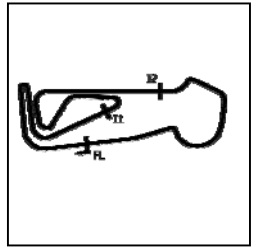
P28 22 3		Peter EVANS		Porsche Boxster S			
IDEAL LAP TIME : 2:18.722		BEST LAP TIME : 2:19.456		DIFFERENCE : 0.734			
LAP	SECTOR 1	SECTOR 2	SECTOR 3	LAP TIME	MPH	DIFF	TIME OF DAY
1 -		52.535	49.727	2:42.112	65.93	22.656	11:45:48.493
2 -	1:10.703	1:06.079	1:02.107	3:18.889	53.73	59.433	11:49:07.382
3 -	1:08.156	1:00.589	1:00.807	3:09.552	56.38	50.096	11:52:16.934
4 -	1:01.455	56.225	49.554	2:47.234	63.91	27.778	11:55:04.168
5 -	43.994	49.704	48.144	2:21.842	75.35	2.386	11:57:26.010
6 -	43.374	51.641	46.558	2:21.573 (3)	75.49	2.117	11:59:47.583
7 -	43.496	48.800	47.160	2:19.456 (1)	76.64		12:02:07.039
8 -	43.422	48.790	47.334	2:19.546 (2)	76.59	0.090	12:04:26.585
9 -	55.713	49.534	47.468	2:32.715	69.98	13.259	12:06:59.300
10 -	44.542	50.096	47.577	2:22.215	75.15	2.759	12:09:21.515
11 -	44.409	50.828	49.802	2:25.039	73.69	5.583	12:11:46.554

Weather / Track : Bright / Dry

Snetterton 300
Circuit Length = 2.9689 miles
Start: 11:43 Flag 12:09 End: 12:12

Petro-Canada Lubricants Porsche Club Championship with Pirelli

RACE 1 - SECTOR ANALYSIS



SECTOR 1 = FL to I1, SECTOR 2 = I1 to I2, SECTOR 3 = I2 to FL, DIFF = Difference To Personal Best Lap, P = Crossed Finish Line in Pit Lane, D = Time Disallowed

P29 69 2		Jon NEWALL		Porsche Boxster S			
IDEAL LAP TIME : 2:18.536		BEST LAP TIME : 2:19.217		DIFFERENCE : 0.681			
LAP	SECTOR 1	SECTOR 2	SECTOR 3	LAP TIME	MPH	DIFF	TIME OF DAY
1 -		52.901	54.304	2:49.946	62.89	30.729	11:45:56.327
2 -	1:12.273	1:03.625	1:00.892	3:16.790	54.31	57.573	11:49:13.117
3 -	1:10.027	1:00.999	57.883	3:08.909	56.57	49.692	11:52:22.026
4 -	1:03.241	56.353	49.254	2:48.848	63.30	29.631	11:55:10.874
5 -	43.313	49.027	48.045	2:20.385 (3)	76.13	1.168	11:57:31.259
6 -	44.699	49.693	47.083	2:21.475	75.54	2.258	11:59:52.734
7 -	42.900	48.958	47.359	2:19.217 (1)	76.77		12:02:11.951
8 -	43.527	49.052	47.121	2:19.700 (2)	76.50	0.483	12:04:31.651
9 -	43.996	1:08.078	50.411	2:42.485	65.77	23.268	12:07:14.136
10 -	44.301	50.028	46.678	2:21.007	75.79	1.790	12:09:35.143
11 -	43.817	49.806	48.179	2:21.802	75.37	2.585	12:11:56.945

P30 64 2		Vince BLACKER		Porsche Boxster S			
IDEAL LAP TIME : 2:19.086		BEST LAP TIME : 2:19.949		DIFFERENCE : 0.863			
LAP	SECTOR 1	SECTOR 2	SECTOR 3	LAP TIME	MPH	DIFF	TIME OF DAY
1 -		52.567	52.600	2:47.418	63.84	27.469	11:45:53.799
2 -	1:10.857	1:04.580	1:01.247	3:16.684	54.34	56.735	11:49:10.483
3 -	1:08.712	1:00.645	59.462	3:08.819	56.60	48.870	11:52:19.302
4 -	1:02.227	56.651	49.388	2:48.266	63.51	28.317	11:55:07.568
5 -	44.027	51.548	47.444	2:23.019	74.73	3.070	11:57:30.587
6 -	44.778	50.456	48.158	2:23.392	74.53	3.443	11:59:53.979
7 -	43.709	50.065	46.175	2:19.949 (1)	76.37		12:02:13.928
8 -	43.782	1:10.493	47.008	2:41.283	66.26	21.334	12:04:55.211
9 -	43.870	50.404	48.252	2:22.526 (3)	74.99	2.577	12:07:17.737
10 -	44.874	50.983	48.395	2:24.252	74.09	4.303	12:09:41.989
11 -	44.614	49.380	45.997	2:19.991 (2)	76.34	0.042	12:12:01.980

P31 66 3		Vikram SUDERA		Porsche Boxster S			
IDEAL LAP TIME : 2:22.636		BEST LAP TIME : 2:23.232		DIFFERENCE : 0.596			
LAP	SECTOR 1	SECTOR 2	SECTOR 3	LAP TIME	MPH	DIFF	TIME OF DAY
1 -		52.218	53.998	2:50.732	62.60	27.500	11:45:57.113
2 -	1:12.336	1:03.784	1:00.663	3:16.783	54.31	53.551	11:49:13.896
3 -	1:12.345	59.369	57.430	3:09.144	56.50	45.912	11:52:23.040
4 -	1:03.465	57.194	50.289	2:50.948	62.52	27.716	11:55:13.988
5 -	45.620	50.630	49.281	2:25.531	73.44	2.299	11:57:39.519
6 -	45.017	50.467	48.637	2:24.121 (3)	74.16	0.889	12:00:03.640
7 -	45.037	50.359	48.945	2:24.341	74.04	1.109	12:02:27.981
8 -	44.907	51.783	48.735	2:25.425	73.49	2.193	12:04:53.406
9 -	44.829	50.391	48.394	2:23.614 (2)	74.42	0.382	12:07:17.020
10 -	45.278	50.710	48.579	2:24.567	73.93	1.335	12:09:41.587
11 -	44.683	50.955	47.594	2:23.232 (1)	74.62		12:12:04.819

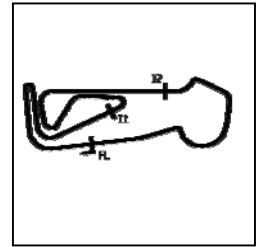
P32 20 1		John ALEXANDER		Porsche Cayman S			
IDEAL LAP TIME : 2:15.690		BEST LAP TIME : 2:15.808		DIFFERENCE : 0.118			
LAP	SECTOR 1	SECTOR 2	SECTOR 3	LAP TIME	MPH	DIFF	TIME OF DAY
1 -		49.296	50.035	2:34.485	69.18	18.677	11:45:40.866
2 -	1:10.081	1:07.079	1:04.178	3:21.338	53.08	1:05.530	11:49:02.204
3 -	1:05.154	1:03.979	1:00.821	3:09.954	56.26	54.146	11:52:12.158
4 -	1:00.484	52.512	49.132	2:42.128	65.92	26.320	11:54:54.286
5 -	42.626	47.306	45.876	2:15.808 (1)	78.69		11:57:10.094
6 -	42.838	47.188	47.425	2:17.451 (2)	77.75	1.643	11:59:27.545
7 -	48.386	54.440	IN PIT	3:25.099 P	52.11	1:09.291	12:02:52.644
8 -	OUTLAP	48.925	46.254	2:23.161	74.65	7.353	12:05:15.805
9 -	44.619	48.715	49.307	2:22.641	74.92	6.833	12:07:38.446
10 -	44.289	48.035	47.734	2:20.058 (3)	76.31	4.250	12:09:58.504

Weather / Track : Bright / Dry

Snetterton 300
Circuit Length = 2.9689 miles
Start: 11:43 Flag 12:09 End: 12:12

Petro-Canada Lubricants Porsche Club Championship with Pirelli

RACE 1 - SECTOR ANALYSIS



SECTOR 1 = FL to I1, SECTOR 2 = I1 to I2, SECTOR 3 = I2 to FL, DIFF = Difference To Personal Best Lap, P = Crossed Finish Line in Pit Lane, D = Time Disallowed

P33 90 3		Sarah THOMSON		Porsche Boxster S			
IDEAL LAP TIME : 2:30.492		BEST LAP TIME : 2:30.693		DIFFERENCE : 0.201			
LAP	SECTOR 1	SECTOR 2	SECTOR 3	LAP TIME	MPH	DIFF	TIME OF DAY
1 -		56.963	54.788	2:57.978	60.05	27.285	11:46:04.359
2 -	1:07.798	1:04.193	1:01.003	3:12.994	55.38	42.301	11:49:17.353
3 -	1:15.474	56.442	57.138	3:09.054	56.53	38.361	11:52:26.407
4 -	1:02.986	1:00.846	54.747	2:58.579	59.85	27.886	11:55:24.986
5 -	48.801	54.993	52.742	2:36.536	68.27	5.843	11:58:01.522
6 -	47.800	53.896	51.425	2:33.121	69.80	2.428	12:00:34.643
7 -	46.949	53.369	51.255	2:31.573 (2)	70.51	0.880	12:03:06.216
8 -	46.913	53.500	50.280	2:30.693 (1)	70.92		12:05:36.909
9 -	47.279	1:30.803	54.018	3:12.100	55.63	41.407	12:08:49.009
10 -	47.935	53.299	51.429	2:32.663 (3)	70.01	1.970	12:11:21.672

Weather / Track : Bright / Dry

Results can be found at www.tsl-timing.com

Page 9 of 9

Snetterton 300
 Circuit Length = 2.9689 miles
 Start: 11:43 Flag 12:09 End: 12:12

Printed - 12:15 Saturday, 05 June 2021

Petro-Canada Lubricants Porsche Club Championship with Pirelli

RACE 1 - STATISTICS

Competitors Started 34
Planned Start 2021-06-05 @ 11:40:00.000
Actual Start 2021-06-05 @ 11:43:06.380
Finish Time 2021-06-05 @ 12:09:43.984
Track Length 2.9689mi.
Total Laps 361
Total Distance Covered 1071.7770mi.

Session Fastest Lap History

NO	CL	NAME	LAP TIME	TIME OF DAY	LAP	VEHICLE
2	1	Peter MORRIS	3:24.285	11:48:47.765	2	Porsche 997 C2S
9	1	Chris DYER	3:23.997	11:48:53.507	2	Porsche Cayman S
88	2	Paul SIMPSON	3:22.965	11:48:54.410	2	Porsche Boxster S
3	1	Richard ELLIS	3:22.897	11:48:54.910	2	Porsche 996 C2
12	2	Bill CALEY	3:20.971	11:48:55.398	2	Porsche Boxster S
25	2	Matthew KYLE-HENNEY	3:20.809	11:48:55.926	2	Porsche Boxster S
70	2	Angus ARCHER	3:20.177	11:48:59.155	2	Porsche Boxster S
32	3	William HESLOP	3:18.621	11:49:03.686	2	Porsche Boxster S
8	2	Steven MORRISON	3:17.633	11:49:08.674	2	Porsche Boxster S
64	2	Vince BLACKER	3:16.684	11:49:10.483	2	Porsche Boxster S
90	3	Sarah THOMSON	3:12.994	11:49:17.353	2	Porsche Boxster S
14	1	Mark MCALEER	3:12.653	11:49:17.868	2	Porsche 997 C2S
2	1	Peter MORRIS	3:11.958	11:51:59.713	3	Porsche 997 C2S
23	1	Simon CLARK	3:11.232	11:52:00.470	3	Porsche Cayman S
44	1	Jake MCALEER	3:10.489	11:52:01.017	3	Porsche Cayman S
11	1	James CALEY	3:10.276	11:52:02.049	3	Porsche 997 C2S
85	1	Richard BAYSTON	3:10.200	11:52:02.986	3	Porsche 996 C2
20	1	John ALEXANDER	3:09.954	11:52:12.158	3	Porsche Cayman S
10	2	Julian MORRIS	3:09.924	11:52:12.597	3	Porsche Boxster S
32	3	William HESLOP	3:09.388	11:52:13.074	3	Porsche Boxster S
6	3	Mike THOMPSON	3:09.208	11:52:14.956	3	Porsche Boxster S
8	2	Steven MORRISON	3:09.003	11:52:17.677	3	Porsche Boxster S
21	3	Alistair NELSON	3:08.968	11:52:18.489	3	Porsche Boxster S
64	2	Vince BLACKER	3:08.819	11:52:19.302	3	Porsche Boxster S
27	2	Kevin LUDFORD	3:08.801	11:52:20.897	3	Porsche Boxster S
28	2	Andy BAKER	3:08.722	11:52:23.688	3	Porsche Boxster S
2	1	Peter MORRIS	2:44.299	11:54:44.012	4	Porsche 997 C2S
23	1	Simon CLARK	2:44.263	11:54:44.695	4	Porsche Cayman S
44	1	Jake MCALEER	2:44.192	11:54:45.175	4	Porsche Cayman S
11	1	James CALEY	2:43.855	11:54:45.870	4	Porsche 997 C2S
85	1	Richard BAYSTON	2:43.535	11:54:46.484	4	Porsche 996 C2
9	1	Chris DYER	2:43.197	11:54:47.187	4	Porsche Cayman S
3	1	Richard ELLIS	2:42.941	11:54:48.299	4	Porsche 996 C2
25	2	Matthew KYLE-HENNEY	2:42.856	11:54:49.629	4	Porsche Boxster S
48	2	Toby BARLOW	2:42.805	11:54:50.266	4	Porsche Boxster S
94	2	Jesse CHAMBERLAIN	2:42.169	11:54:51.004	4	Porsche Boxster S
70	2	Angus ARCHER	2:41.842	11:54:51.675	4	Porsche Boxster S
45	1	Paul SEAGRAVE	2:41.491	11:54:51.916	4	Porsche 996 C2
2	1	Peter MORRIS	2:07.737	11:56:51.752	5	Porsche 997 C2S
23	1	Simon CLARK	2:07.196	11:56:51.909	5	Porsche Cayman S
11	1	James CALEY	2:06.843	11:56:52.729	5	Porsche 997 C2S
14	1	Mark MCALEER	2:06.489	11:57:31.628	5	Porsche 997 C2S

Session Leader History

NO	CL	NAME	FROM LAP	LAPS LED	DISTANCE	VEHICLE
2	1	Peter MORRIS	1	11	32.65 miles	Porsche 997 C2S

Weather / Track : Bright / Dry

Snetterton 300
 Circuit Length = 2.9689 miles
 Start: 11:43 Flag 12:09 End: 12:12

Petro-Canada Lubricants Porsche Club Championship with Pirelli

RACE 1 - STATISTICS

Flag History

TYPE	TIME OF DAY
GREEN	11:43:06.380
SAFETY	11:44:29.517
GREEN	11:54:43.038
FINISH	12:09:43.984

Flag Statistics

TYPE	COUNT	TOTAL LAPS	TOTAL TIME
Green	2	8	19:04.512
Red	0	0	0.000
Safety Car	1	3	10:13.521
FCY	0	0	0.000

Petro-Canada Lubricants Porsche Club Championship with Pirelli

RACE 1 - STATISTICS

CLASS : 1

10 Starters

Fastest Lap History

NO	NAME	LAP TIME	TIME OF DAY	LAP	VEHICLE
2	Peter MORRIS	3:24.285	11:48:47.765	2	Porsche 997 C2S
9	Chris DYER	3:23.997	11:48:53.507	2	Porsche Cayman S
3	Richard ELLIS	3:22.897	11:48:54.910	2	Porsche 996 C2
45	Paul SEAGRAVE	3:20.405	11:48:59.812	2	Porsche 996 C2
14	Mark MCALEER	3:12.653	11:49:17.868	2	Porsche 997 C2S
2	Peter MORRIS	3:11.958	11:51:59.713	3	Porsche 997 C2S
23	Simon CLARK	3:11.232	11:52:00.470	3	Porsche Cayman S
44	Jake MCALEER	3:10.489	11:52:01.017	3	Porsche Cayman S
11	James CALEY	3:10.276	11:52:02.049	3	Porsche 997 C2S
85	Richard BAYSTON	3:10.200	11:52:02.986	3	Porsche 996 C2
20	John ALEXANDER	3:09.954	11:52:12.158	3	Porsche Cayman S
14	Mark MCALEER	3:09.166	11:52:27.034	3	Porsche 997 C2S
2	Peter MORRIS	2:44.299	11:54:44.012	4	Porsche 997 C2S
23	Simon CLARK	2:44.263	11:54:44.695	4	Porsche Cayman S
44	Jake MCALEER	2:44.192	11:54:45.175	4	Porsche Cayman S
11	James CALEY	2:43.855	11:54:45.870	4	Porsche 997 C2S
85	Richard BAYSTON	2:43.535	11:54:46.484	4	Porsche 996 C2
9	Chris DYER	2:43.197	11:54:47.187	4	Porsche Cayman S
3	Richard ELLIS	2:42.941	11:54:48.299	4	Porsche 996 C2
45	Paul SEAGRAVE	2:41.491	11:54:51.916	4	Porsche 996 C2
2	Peter MORRIS	2:07.737	11:56:51.752	5	Porsche 997 C2S
23	Simon CLARK	2:07.196	11:56:51.909	5	Porsche Cayman S
11	James CALEY	2:06.843	11:56:52.729	5	Porsche 997 C2S
14	Mark MCALEER	2:06.489	11:57:31.628	5	Porsche 997 C2S

Leader History

NO	NAME	FROM LAP	LAPS LED	DISTANCE	VEHICLE
2	Peter MORRIS	1	11	32.65 miles	Porsche 997 C2S

Weather / Track : Bright / Dry

Snetterton 300
Circuit Length = 2.9689 miles
Start: 11:43 Flag 12:09 End: 12:12

Petro-Canada Lubricants Porsche Club Championship with Pirelli

RACE 1 - STATISTICS

CLASS : 2

15 Starters

Fastest Lap History

NO	NAME	LAP TIME	TIME OF DAY	LAP	VEHICLE
88	Paul SIMPSON	3:22.965	11:48:54.410	2	Porsche Boxster S
12	Bill CALEY	3:20.971	11:48:55.398	2	Porsche Boxster S
25	Matthew KYLE-HENNEY	3:20.809	11:48:55.926	2	Porsche Boxster S
70	Angus ARCHER	3:20.177	11:48:59.155	2	Porsche Boxster S
24	Carl HAZELTON	3:19.127	11:49:06.901	2	Porsche Boxster S
8	Steven MORRISON	3:17.633	11:49:08.674	2	Porsche Boxster S
64	Vince BLACKER	3:16.684	11:49:10.483	2	Porsche Boxster S
88	Paul SIMPSON	3:10.312	11:52:04.722	3	Porsche Boxster S
17	Andy MUGGERIDGE	3:10.227	11:52:10.987	3	Porsche Boxster S
10	Julian MORRIS	3:09.924	11:52:12.597	3	Porsche Boxster S
24	Carl HAZELTON	3:09.409	11:52:16.310	3	Porsche Boxster S
8	Steven MORRISON	3:09.003	11:52:17.677	3	Porsche Boxster S
64	Vince BLACKER	3:08.819	11:52:19.302	3	Porsche Boxster S
27	Kevin LUDFORD	3:08.801	11:52:20.897	3	Porsche Boxster S
28	Andy BAKER	3:08.722	11:52:23.688	3	Porsche Boxster S
88	Paul SIMPSON	2:43.515	11:54:48.237	4	Porsche Boxster S
12	Bill CALEY	2:43.496	11:54:49.471	4	Porsche Boxster S
25	Matthew KYLE-HENNEY	2:42.856	11:54:49.629	4	Porsche Boxster S
48	Toby BARLOW	2:42.805	11:54:50.266	4	Porsche Boxster S
94	Jesse CHAMBERLAIN	2:42.169	11:54:51.004	4	Porsche Boxster S
70	Angus ARCHER	2:41.842	11:54:51.675	4	Porsche Boxster S
88	Paul SIMPSON	2:12.735	11:57:00.967	5	Porsche Boxster S
48	Toby BARLOW	2:11.917	11:57:02.182	5	Porsche Boxster S
25	Matthew KYLE-HENNEY	2:09.970	11:59:12.571	6	Porsche Boxster S
25	Matthew KYLE-HENNEY	2:09.302	12:01:21.873	7	Porsche Boxster S
48	Toby BARLOW	2:08.393	12:01:24.940	7	Porsche Boxster S

Leader History

NO	NAME	FROM LAP	LAPS LED	DISTANCE	VEHICLE
88	Paul SIMPSON	1	5	14.84 miles	Porsche Boxster S
25	Matthew KYLE-HENNEY	6	3	8.90 miles	Porsche Boxster S
88	Paul SIMPSON	9	3	8.90 miles	Porsche Boxster S

Weather / Track : Bright / Dry

Snetterton 300

Circuit Length = 2.9689 miles

Start: 11:43 Flag 12:09 End: 12:12

Petro-Canada Lubricants Porsche Club Championship with Pirelli

RACE 1 - STATISTICS

CLASS : 3

9 Starters

Fastest Lap History

NO	NAME	LAP TIME	TIME OF DAY	LAP	VEHICLE
32	William HESLOP	3:18.621	11:49:03.686	2	Porsche Boxster S
21	Alistair NELSON	3:17.681	11:49:09.521	2	Porsche Boxster S
66	Vikram SUDERA	3:16.783	11:49:13.896	2	Porsche Boxster S
90	Sarah THOMSON	3:12.994	11:49:17.353	2	Porsche Boxster S
32	William HESLOP	3:09.388	11:52:13.074	3	Porsche Boxster S
6	Mike THOMPSON	3:09.208	11:52:14.956	3	Porsche Boxster S
21	Alistair NELSON	3:08.968	11:52:18.489	3	Porsche Boxster S
46	Ashley WHITE	3:08.922	11:52:20.279	3	Porsche Boxster S
32	William HESLOP	2:42.503	11:54:55.577	4	Porsche Boxster S
78	Richard FORBER	2:41.992	11:54:55.922	4	Porsche Boxster S
32	William HESLOP	2:15.548	11:57:11.145	5	Porsche Boxster S
32	William HESLOP	2:14.654	12:01:41.383	7	Porsche Boxster S
32	William HESLOP	2:14.367	12:03:55.750	8	Porsche Boxster S
78	Richard FORBER	2:14.333	12:03:59.383	8	Porsche Boxster S

Leader History

NO	NAME	FROM LAP	LAPS LED	DISTANCE	VEHICLE
32	William HESLOP	1	11	32.65 miles	Porsche Boxster S

Weather / Track : Bright / Dry

Results can be found at www.tsl-timing.com

Page 5 of 5

Snetterton 300
Circuit Length = 2.9689 miles
Start: 11:43 Flag 12:09 End: 12:12

Printed - 12:14 Saturday, 05 June 2021

Petro-Canada Lubricants Porsche Club Championship with Pirelli

RACE 5 - CLASSIFICATION

POS	NO	CL	PIC NAME	ENTRY	LAPS	TIME	GAP	DIFF	MPH	BEST	ON
1	23	1	1 Simon CLARK	Porsche Cayman S	12	25:38.065			83.38	2:06.478	8
2	44	1	2 Jake MCALEER	Porsche Cayman S	12	25:40.039	1.974	1.974	83.28	2:06.282	4
3	2	1	3 Peter MORRIS	Porsche 997 C2S	12	25:43.652	5.587	3.613	83.08	2:07.044	4
4	11	1	4 James CALEY	Porsche 997 C2S	12	25:44.053	5.988	0.401	83.06	2:07.021	4
5	9	1	5 Chris DYER	Porsche Cayman S	12	26:11.819	33.754	27.766	81.59	2:09.163	3
6	3	1	6 Richard ELLIS	Porsche 996 C2	12	26:14.571	36.506	2.752	81.45	2:08.680	10
7	48	2	1 Toby BARLOW	Porsche Boxster S	12	26:15.886	37.821	1.315	81.38	2:09.600	4
8	25	2	2 Matthew KYLE-HENNEY	Porsche Boxster S	12	26:24.437	46.372	8.551	80.94	2:10.470	4
9	70	2	3 Angus ARCHER	Porsche Boxster S	12	26:34.087	56.022	9.650	80.45	2:11.391	6
10	85	1	7 Richard BAYSTON	Porsche 996 C2	12	26:39.949	1:01.884	5.862	80.16	2:09.047	5
11	88	2	4 Paul SIMPSON	Porsche Boxster S	12	26:52.406	1:14.341	12.457	79.54	2:10.689	6
12	45	1	8 Paul SEAGRAVE	Porsche 996 C2	12	26:55.025	1:16.960	2.619	79.41	2:11.655	5
13	12	2	5 Bill CALEY	Porsche Boxster S	12	26:57.148	1:19.083	2.123	79.31	2:13.056	9
14	17	2	6 Andy MUGGERIDGE	Porsche Boxster S	12	27:01.074	1:23.009	3.926	79.11	2:11.213	10
15	94	2	7 Jesse CHAMBERLAIN	Porsche Boxster S	12	27:09.400	1:31.335	8.326	78.71	2:12.053	5
16	8	2	8 Steven MORRISON	Porsche Boxster S	12	27:32.455	1:54.390	23.055	77.61	2:13.968	7
17	20	1	9 John ALEXANDER	Porsche Cayman S	12	27:41.957	2:03.892	9.502	77.17	2:15.018	10
18	27	2	9 Kevin LUDFORD	Porsche Boxster S	12	27:46.455	2:08.390	4.498	76.96	2:15.970	8
19	78	3	1 Richard FORBER	Porsche Boxster S	12	27:50.233	2:12.168	3.778	76.78	2:15.156	5
20	24	2	10 Carl HAZELTON	Porsche Boxster S	12	27:51.947	2:13.882	1.714	76.71	2:16.366	12
21	21	3	2 Alistair NELSON	Porsche Boxster S	11	25:48.554	1 Lap	1 Lap	75.92	2:16.870	6
22	10	2	11 Julian MORRIS	Porsche Boxster S	11	25:49.013	1 Lap	0.459	75.89	2:18.349	4
23	6	3	3 Mike THOMPSON	Porsche Boxster S	11	25:50.945	1 Lap	1.932	75.80	2:18.219	5
24	28	2	12 Andy BAKER	Porsche Boxster S	11	26:04.321	1 Lap	13.376	75.15	2:17.990	7
25	49	3	4 Steven SHORE	Porsche Boxster S	11	26:15.207	1 Lap	10.886	74.63	2:19.304	6
26	69	2	13 Jon NEWALL	Porsche Boxster S	11	26:33.083	1 Lap	17.876	73.79	2:21.004	11
27	64	2	14 Vince BLACKER	Porsche Boxster S	11	27:12.297	1 Lap	39.214	72.02	2:20.292	7
28	66	3	5 Vikram SUDERA	Porsche Boxster S	11	27:16.888	1 Lap	4.591	71.82	2:26.033	9
29	22	3	6 Peter EVANS	Porsche Boxster S	11	27:23.831	1 Lap	6.943	71.52	2:23.451	7
30	90	3	7 Sarah THOMSON	Porsche Boxster S	10	26:05.217	2 Laps	1 Lap	68.28	2:30.188	8

NOT CLASSIFIED

DNF	46	3	Ashley WHITE	Porsche Boxster S	8	18:52.434	4 Laps	2 Laps	75.50	2:17.536	3
DNF	14	1	Mark MCALEER	Porsche 997 C2S	6	12:55.637	6 Laps	2 Laps	82.67	2:07.063	5
DNF	32	3	William HESLOP	Porsche Boxster S	5	11:40.487	7 Laps	1 Lap	76.29	2:14.643	4

FASTEST LAP

44	1	Jake MCALEER	Porsche Cayman S	4	2:06.282	84.63 mph	136.20 kph
48	2	Toby BARLOW	Porsche Boxster S	4	2:09.600	82.46 mph	132.72 kph
32	3	William HESLOP	Porsche Boxster S	4	2:14.643	79.38 mph	127.75 kph

Weather / Track : Bright / Dry

These results are provisional until the conclusion of any judicial and technical matters.

Snetterton 300: 2.9689 miles

Race Distance: 12 Laps / 35.62 miles

Start: 15:02 Flag 15:28 End: 15:30

Clerk Of Course :	Stewards :	Timekeeper : Eric Cowcill
-------------------	------------	---------------------------

Petro-Canada Lubricants Porsche Club Championship with Pirelli

RACE 5 - LAP CHART

LAP 1 @ 15:04:40.093			LAP 2 @ 15:06:47.183			LAP 3 @ 15:08:54.884			LAP 4 @ 15:11:01.166			LAP 5 @ 15:13:08.623		
NO	BEHIND	LAP TIME	NO	BEHIND	LAP TIME	NO	BEHIND	LAP TIME	NO	BEHIND	LAP TIME	NO	BEHIND	LAP TIME
44		2:15.361	44		2:07.090	44		2:07.701	44		2:06.282	44		2:07.457
23	0.316	2:15.677	23	0.178	2:06.952	23	0.332	2:07.855	23	0.555	2:06.505	23	0.295	2:07.197
2	0.813	2:16.174	2	2.168	2:08.445	2	1.914	2:07.447	2	2.676	2:07.044	2	2.515	2:07.296
11	2.613	2:17.974	11	2.576	2:07.053	11	2.714	2:07.839	11	3.453	2:07.021	11	3.504	2:07.508
14	3.106	2:18.467	14	3.081	2:07.065	14	3.415	2:08.035	14	4.201	2:07.068	14	3.807	2:07.063
9	3.947	2:19.308	9	6.402	2:09.545	9	7.864	2:09.163	9	10.747	2:09.165	9	13.424	2:10.134
48	4.347	2:19.708	48	7.660	2:10.403	48	9.851	2:09.892	48	13.169	2:09.600	48	15.556	2:09.844
25	5.384	2:20.745	25	8.921	2:10.627	25	12.010	2:10.790	25	16.198	2:10.470	25	19.247	2:10.506
88	6.130	2:21.491	88	10.389	2:11.349	88	14.298	2:11.610	3	18.649	2:10.399	3	20.450	2:09.258
70	6.790	2:22.151	70	11.771	2:12.071	3	14.532	2:09.988	88	20.607	2:12.591	88	24.751	2:11.601
3	7.268	2:22.629	3	12.245	2:12.067	70	15.992	2:11.922	70	21.694	2:11.984	85	25.648	2:09.047
12	8.284	2:23.645	12	15.105	2:13.911	85	19.621	2:10.880	85	24.058	2:10.719	70	26.982	2:12.745
45	9.104	2:24.465	45	15.848	2:13.834	12	20.991	2:13.587	12	27.840	2:13.131	45	33.423	2:11.655
94	9.555	2:24.916	85	16.442	2:10.686	94	22.290	2:13.220	45	29.225	2:13.045	12	33.830	2:13.447
85	12.846	2:28.207	94	16.771	2:14.306	45	22.462	2:14.315	94	29.907	2:13.899	94	34.503	2:12.053
20	13.899	2:29.260	20	24.583	2:17.774	20	33.792	2:16.910	20	43.669	2:16.159	17	52.354	2:13.601
27	16.637	2:31.998	27	29.013	2:19.466	78	38.860	2:16.327	17	46.210	2:13.048	20	55.072	2:18.860
24	18.231	2:33.592	78	30.234	2:18.179	8	39.242	2:16.512	8	48.676	2:15.716	8	55.989	2:14.770
8	18.429	2:33.790	8	30.431	2:19.092	17	39.444	2:16.086	78	48.708	2:16.130	78	56.407	2:15.156
21	19.008	2:34.369	32	30.906	2:17.834	32	40.474	2:17.269	32	48.835	2:14.643	32	56.596	2:15.218
78	19.145	2:34.506	17	31.059	2:15.112	27	42.292	2:20.980	27	54.574	2:18.564	27	1:04.192	2:17.075
32	20.162	2:35.523	24	33.812	2:22.671	24	45.195	2:19.084	24	57.736	2:18.823	24	1:07.262	2:16.983
10	20.329	2:35.690	21	34.595	2:22.677	21	45.886	2:18.992	21	58.201	2:18.597	21	1:07.802	2:17.058
6	21.853	2:37.214	6	34.920	2:20.157	6	46.282	2:19.063	6	58.755	2:18.755	6	1:09.517	2:18.219
49	22.633	2:37.994	10	35.450	2:22.211	10	47.045	2:19.296	10	59.112	2:18.349	10	1:10.638	2:18.983
17	23.037	2:38.398	49	37.587	2:22.044	46	47.935	2:17.536	46	1:00.047	2:18.394	46	1:11.287	2:18.697
46	23.058	2:38.419	46	38.100	2:22.132	49	52.037	2:22.151	49	1:06.463	2:20.708	28	1:20.034	2:19.896
28	23.804	2:39.165	28	38.399	2:21.685	28	52.971	2:22.273	28	1:07.595	2:20.906	49	1:20.787	2:21.781
64	24.432	2:39.793	64	39.051	2:21.709	64	53.478	2:22.128	69	1:19.432	2:22.803	69	1:33.752	2:21.777
66	30.680	2:46.041	69	48.301	2:22.925	69	1:02.911	2:22.311	66	1:30.726	2:27.104	66	1:50.671	2:27.402
69	32.466	2:47.827	66	50.220	2:26.630	66	1:09.904	2:27.385	64	1:34.390	2:47.194	64	2:01.689	2:34.756
90	38.568	2:53.929	90	1:08.440	2:36.962	22	1:28.231	2:25.832	22	1:46.205	2:24.256	22	2:02.691	2:23.943
22	50.529	3:05.890	22	1:10.100	2:26.661	90	1:37.741	2:37.002	90	2:04.901	2:33.442			

Weather / Track : Bright / Dry

Petro-Canada Lubricants Porsche Club Championship with Pirelli

RACE 5 - LAP CHART

LAP 6 @ 15:15:16.947			LAP 7 @ 15:17:25.770			LAP 8 @ 15:19:32.248			LAP 9 @ 15:21:38.933			LAP 10 @ 15:23:46.015		
NO	BEHIND	LAP TIME	NO	BEHIND	LAP TIME	NO	BEHIND	LAP TIME	NO	BEHIND	LAP TIME	NO	BEHIND	LAP TIME
23		2:08.029	23		2:08.823	23		2:06.478	23		2:06.685	23		2:07.082
44	0.907	2:09.231	44	0.195	2:08.111	44	1.117	2:07.400	44	1.922	2:07.490	28	1 Lap	2:19.695
2	2.195	2:08.004	2	1.315	2:07.943	2	2.843	2:08.006	2	3.990	2:07.832	44	2.322	2:07.482
11	2.944	2:07.764	66	1 Lap	2:28.251	11	3.753	2:07.625	11	4.470	2:07.402	2	5.032	2:08.124
14	3.422	2:07.939	11	2.606	2:08.485	66	1 Lap	2:26.558	69	1 Lap	2:22.910	11	5.295	2:07.907
9	16.032	2:10.932	64	1 Lap	2:25.133	9	21.861	2:10.073	9	25.293	2:10.117	49	1 Lap	2:23.181
48	17.817	2:10.585	22	1 Lap	2:25.522	64	1 Lap	2:20.292	48	29.600	2:11.342	69	1 Lap	2:22.228
3	22.662	2:10.536	9	18.266	2:11.057	48	24.943	2:11.684	3	31.376	2:10.347	9	28.762	2:10.551
25	23.450	2:12.527	48	19.737	2:10.743	3	27.714	2:09.782	25	35.957	2:12.388	3	32.974	2:08.680
90	1 Lap	2:37.308	3	24.410	2:10.571	22	1 Lap	2:23.451	66	1 Lap	2:26.995	48	33.738	2:11.220
88	27.116	2:10.689	25	26.067	2:11.440	25	30.254	2:10.665	88	42.361	2:11.409	25	39.683	2:10.808
85	27.412	2:10.088	85	29.900	2:11.311	88	37.637	2:12.167	64	1 Lap	2:25.718	88	48.072	2:12.793
70	30.049	2:11.391	88	31.948	2:13.655	70	38.153	2:11.392	70	43.299	2:11.831	70	48.447	2:12.230
45	37.624	2:12.525	70	33.239	2:12.013	45	50.241	2:13.738	85	54.557	2:10.254	85	58.370	2:10.895
12	38.917	2:13.411	45	42.981	2:14.180	85	50.988	2:27.566	22	1 Lap	2:33.691	66	1 Lap	2:26.033
94	39.234	2:13.055	12	44.400	2:14.306	12	51.300	2:13.378	45	56.672	2:13.116	64	1 Lap	2:26.233
17	55.437	2:11.407	94	45.240	2:14.829	94	52.315	2:13.553	12	57.671	2:13.056	45	1:03.652	2:14.062
8	1:04.478	2:16.813	90	1 Lap	2:35.592	17	1:04.572	2:12.412	94	57.896	2:12.266	12	1:05.557	2:14.968
20	1:04.750	2:18.002	17	58.638	2:12.024	8	1:17.245	2:14.100	17	1:09.222	2:11.335	22	1 Lap	2:24.643
78	1:05.667	2:17.584	8	1:09.623	2:13.968	90	1 Lap	2:31.244	8	1:26.439	2:15.879	17	1:13.353	2:11.213
27	1:12.193	2:16.325	20	1:17.320	2:21.393	20	1:26.621	2:15.779	20	1:35.997	2:16.061	94	1:19.359	2:28.545
24	1:15.543	2:16.605	78	1:18.370	2:21.526	27	1:29.401	2:15.970	27	1:38.930	2:16.214	8	1:36.984	2:17.627
21	1:16.348	2:16.870	27	1:19.909	2:16.539	78	1:30.434	2:18.542	90	1 Lap	2:30.188	20	1:43.933	2:15.018
6	1:20.746	2:19.553	24	1:23.794	2:17.074	24	1:34.694	2:17.378	78	1:41.800	2:18.051	27	1:47.962	2:16.114
10	1:21.394	2:19.080	21	1:27.413	2:19.888	21	1:39.972	2:19.037	24	1:45.571	2:17.562	78	1:53.049	2:18.331
46	1:22.094	2:19.131	6	1:32.149	2:20.226	6	1:44.356	2:18.685	21	1:52.491	2:19.204	24	1:57.368	2:18.879
28	1:30.373	2:18.663	10	1:32.984	2:20.413	46	1:44.918	2:17.604	6	1:56.943	2:19.272	21	2:07.184	2:21.775
49	1:31.767	2:19.304	46	1:33.792	2:20.521	10	1:45.398	2:18.892	10	1:57.283	2:18.570	90	1 Lap	2:33.751
69	1:48.221	2:22.793	28	1:39.540	2:17.990	28	1:54.572	2:21.510						
			49	1:43.512	2:20.568	49	1:59.414	2:22.380						
			69	2:01.483	2:22.085									

Weather / Track : Bright / Dry

Results can be found at www.tsl-timing.com

Page 2 of 3

Snetterton 300

Circuit Length = 2.9689 miles

Start: 15:02 Flag 15:28 End: 15:30

Printed - 15:32 Saturday, 05 June 2021

Petro-Canada Lubricants Porsche Club Championship with Pirelli

RACE 5 - LAP CHART

LAP 11 @ 15:25:54.904			LAP 12 @ 15:28:02.797		
NO	BEHIND	LAP TIME	NO	BEHIND	LAP TIME
23		2:08.889	23		2:07.893
10	1 Lap	2:18.844	44	1.974	2:08.722
44	1.145	2:07.712	2	5.587	2:08.487
6	1 Lap	2:20.315	11	5.988	2:08.709
2	4.993	2:08.850	21	1 Lap	2:20.087
11	5.172	2:08.766	10	1 Lap	2:18.685
28	1 Lap	2:23.323	6	1 Lap	2:19.486
49	1 Lap	2:20.703	28	1 Lap	2:19.215
9	30.715	2:10.842	90	2 Laps	2:35.799
3	34.269	2:10.184	9	33.754	2:10.932
48	35.276	2:10.427	3	36.506	2:10.130
69	1 Lap	2:24.420	49	1 Lap	2:24.393
25	42.522	2:11.728	48	37.821	2:10.438
70	51.550	2:11.992	25	46.372	2:11.743
88	52.944	2:13.761	69	1 Lap	2:21.004
85	1:00.031	2:10.550	70	56.022	2:12.365
45	1:09.933	2:15.170	85	1:01.884	2:09.746
12	1:13.218	2:16.550	88	1:14.341	2:29.290
64	1 Lap	2:23.607	45	1:16.960	2:14.920
17	1:19.195	2:14.731	12	1:19.083	2:13.758
66	1 Lap	2:27.713	17	1:23.009	2:11.707
94	1:24.644	2:14.174	94	1:31.335	2:14.584
22	1 Lap	2:25.719	64	1 Lap	2:25.734
8	1:44.607	2:16.512	66	1 Lap	2:26.776
20	1:52.406	2:17.362	22	1 Lap	2:24.223
27	1:57.638	2:18.565	8	1:54.390	2:17.676
78	2:01.984	2:17.824	20	2:03.892	2:19.379
24	2:05.409	2:16.930	27	2:08.390	2:18.645
			78	2:12.168	2:18.077
			24	2:13.882	2:16.366

Weather / Track : Bright / Dry

Results can be found at www.tsl-timing.com

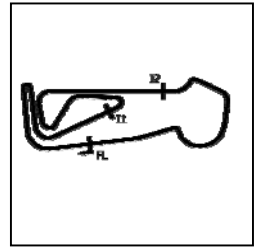
Page 3 of 3

Snetterton 300
 Circuit Length = 2.9689 miles
 Start: 15:02 Flag 15:28 End: 15:30

Printed - 15:32 Saturday, 05 June 2021

Petro-Canada Lubricants Porsche Club Championship with Pirelli

RACE 5 - SECTOR ANALYSIS



SECTOR 1 = FL to I1, SECTOR 2 = I1 to I2, SECTOR 3 = I2 to FL, DIFF = Difference To Personal Best Lap, P = Crossed Finish Line in Pit Lane, D = Time Disallowed

P1		23 1		Simon CLARK		Porsche Cayman S	
IDEAL LAP TIME : 2:05.908		BEST LAP TIME : 2:06.478		DIFFERENCE : 0.570			
LAP	SECTOR 1	SECTOR 2	SECTOR 3	LAP TIME	MPH	DIFF	TIME OF DAY
1 -		45.190	42.966	2:15.677	78.77	9.199	15:04:40.409
2 -	40.165	44.682	42.105	2:06.952	84.18	0.474	15:06:47.361
3 -	40.639	44.815	42.401	2:07.855	83.59	1.377	15:08:55.216
4 -	39.666	44.664	42.175	2:06.505 (2)	84.48	0.027	15:11:01.721
5 -	39.645	44.885	42.667	2:07.197	84.02	0.719	15:13:08.918
6 -	40.750	44.531	42.748	2:08.029	83.48	1.551	15:15:16.947
7 -	39.389	45.903	43.531	2:08.823	82.96	2.345	15:17:25.770
8 -	39.824	44.666	41.988	2:06.478 (1)	84.50		15:19:32.248
9 -	39.474	45.149	42.062	2:06.685 (3)	84.36	0.207	15:21:38.933
10 -	39.598	44.946	42.538	2:07.082	84.10	0.604	15:23:46.015
11 -	39.534	44.549	44.806	2:08.889	82.92	2.411	15:25:54.904
12 -	40.129	44.919	42.845	2:07.893	83.57	1.415	15:28:02.797

P2		44 1		Jake MCALEER		Porsche Cayman S	
IDEAL LAP TIME : 2:06.282		BEST LAP TIME : 2:06.282		DIFFERENCE : 0.000			
LAP	SECTOR 1	SECTOR 2	SECTOR 3	LAP TIME	MPH	DIFF	TIME OF DAY
1 -		45.459	43.005	2:15.361	78.95	9.079	15:04:40.093
2 -	39.925	44.537	42.628	2:07.090 (2)	84.09	0.808	15:06:47.183
3 -	40.304	44.945	42.452	2:07.701	83.69	1.419	15:08:54.884
4 -	39.416	44.524	42.342	2:06.282 (1)	84.63		15:11:01.166
5 -	39.856	44.699	42.902	2:07.457	83.85	1.175	15:13:08.623
6 -	41.643	44.949	42.639	2:09.231	82.70	2.949	15:15:17.854
7 -	39.834	45.350	42.927	2:08.111	83.42	1.829	15:17:25.965
8 -	40.297	44.652	42.451	2:07.400 (3)	83.89	1.118	15:19:33.365
9 -	39.792	45.166	42.532	2:07.490	83.83	1.208	15:21:40.855
10 -	39.929	44.953	42.600	2:07.482	83.83	1.200	15:23:48.337
11 -	40.507	44.803	42.402	2:07.712	83.68	1.430	15:25:56.049
12 -	40.892	44.735	43.095	2:08.722	83.03	2.440	15:28:04.771

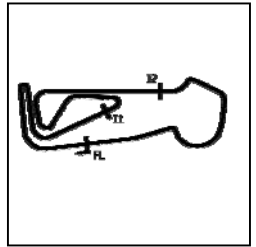
P3		2 1		Peter MORRIS		Porsche 997 C2S	
IDEAL LAP TIME : 2:06.453		BEST LAP TIME : 2:07.044		DIFFERENCE : 0.591			
LAP	SECTOR 1	SECTOR 2	SECTOR 3	LAP TIME	MPH	DIFF	TIME OF DAY
1 -		45.543	42.873	2:16.174	78.48	9.130	15:04:40.906
2 -	40.177	45.124	43.144	2:08.445	83.21	1.401	15:06:49.351
3 -	39.926	44.849	42.672	2:07.447 (3)	83.86	0.403	15:08:56.798
4 -	39.618	44.784	42.642	2:07.044 (1)	84.12		15:11:03.842
5 -	39.390	45.049	42.857	2:07.296 (2)	83.96	0.252	15:13:11.138
6 -	39.994	45.253	42.757	2:08.004	83.49	0.960	15:15:19.142
7 -	39.536	45.584	42.823	2:07.943	83.53	0.899	15:17:27.085
8 -	39.771	45.470	42.765	2:08.006	83.49	0.962	15:19:35.091
9 -	39.682	45.434	42.716	2:07.832	83.61	0.788	15:21:42.923
10 -	39.619	45.063	43.442	2:08.124	83.41	1.080	15:23:51.047
11 -	40.298	45.383	43.169	2:08.850	82.94	1.806	15:25:59.897
12 -	40.871	45.337	42.279	2:08.487	83.18	1.443	15:28:08.384

Weather / Track : Bright / Dry

Snetterton 300
 Circuit Length = 2.9689 miles
 Start: 15:02 Flag 15:28 End: 15:30

Petro-Canada Lubricants Porsche Club Championship with Pirelli

RACE 5 - SECTOR ANALYSIS



SECTOR 1 = FL to I1, SECTOR 2 = I1 to I2, SECTOR 3 = I2 to FL, DIFF = Difference To Personal Best Lap, P = Crossed Finish Line in Pit Lane, D = Time Disallowed

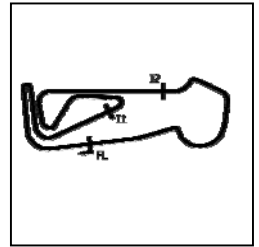
P4		11 1		James CALEY		Porsche 997 C2S	
IDEAL LAP TIME : 2:06.237		BEST LAP TIME : 2:07.021		DIFFERENCE : 0.784			
LAP	SECTOR 1	SECTOR 2	SECTOR 3	LAP TIME	MPH	DIFF	TIME OF DAY
1 -		45.747	44.159	2:17.974	77.46	10.953	15:04:42.706
2 -	39.415	44.638	43.000	2:07.053 (2)	84.12	0.032	15:06:49.759
3 -	40.000	45.382	42.457	2:07.839	83.60	0.818	15:08:57.598
4 -	39.732	44.918	42.371	2:07.021 (1)	84.14		15:11:04.619
5 -	39.774	44.953	42.781	2:07.508	83.82	0.487	15:13:12.127
6 -	40.324	44.996	42.444	2:07.764	83.65	0.743	15:15:19.891
7 -	39.783	45.590	43.112	2:08.485	83.18	1.464	15:17:28.376
8 -	40.266	44.819	42.540	2:07.625	83.74	0.604	15:19:36.001
9 -	39.841	45.136	42.425	2:07.402 (3)	83.89	0.381	15:21:43.403
10 -	39.536	45.302	43.069	2:07.907	83.56	0.886	15:23:51.310
11 -	40.189	45.527	43.050	2:08.766	83.00	1.745	15:26:00.076
12 -	41.018	45.507	42.184	2:08.709	83.04	1.688	15:28:08.785

P5		9 1		Chris DYER		Porsche Cayman S	
IDEAL LAP TIME : 2:08.537		BEST LAP TIME : 2:09.163		DIFFERENCE : 0.626			
LAP	SECTOR 1	SECTOR 2	SECTOR 3	LAP TIME	MPH	DIFF	TIME OF DAY
1 -		46.600	43.743	2:19.308	76.72	10.145	15:04:44.040
2 -	40.657	45.840	43.048	2:09.545 (3)	82.50	0.382	15:06:53.585
3 -	40.827	45.676	42.660	2:09.163 (1)	82.74		15:09:02.748
4 -	40.464	45.413	43.288	2:09.165 (2)	82.74	0.002	15:11:11.913
5 -	40.489	46.081	43.564	2:10.134	82.13	0.971	15:13:22.047
6 -	41.043	46.418	43.471	2:10.932	81.63	1.769	15:15:32.979
7 -	41.285	46.220	43.552	2:11.057	81.55	1.894	15:17:44.036
8 -	41.113	45.901	43.059	2:10.073	82.16	0.910	15:19:54.109
9 -	40.893	46.298	42.926	2:10.117	82.14	0.954	15:22:04.226
10 -	41.300	46.219	43.032	2:10.551	81.86	1.388	15:24:14.777
11 -	41.197	46.122	43.523	2:10.842	81.68	1.679	15:26:25.619
12 -	41.549	45.753	43.630	2:10.932	81.63	1.769	15:28:36.551

P6		3 1		Richard ELLIS		Porsche 996 C2	
IDEAL LAP TIME : 2:08.359		BEST LAP TIME : 2:08.680		DIFFERENCE : 0.321			
LAP	SECTOR 1	SECTOR 2	SECTOR 3	LAP TIME	MPH	DIFF	TIME OF DAY
1 -		47.022	44.200	2:22.629	74.93	13.949	15:04:47.361
2 -	41.611	46.799	43.657	2:12.067	80.92	3.387	15:06:59.428
3 -	40.405	46.017	43.566	2:09.988	82.22	1.308	15:09:09.416
4 -	41.090	45.777	43.532	2:10.399	81.96	1.719	15:11:19.815
5 -	40.462	45.691	43.105	2:09.258 (2)	82.68	0.578	15:13:29.073
6 -	40.366	45.871	44.299	2:10.536	81.87	1.856	15:15:39.609
7 -	40.330	45.369	44.872	2:10.571	81.85	1.891	15:17:50.180
8 -	40.429	45.607	43.746	2:09.782 (3)	82.35	1.102	15:19:59.962
9 -	41.001	46.303	43.043	2:10.347	81.99	1.667	15:22:10.309
10 -	40.114	45.459	43.107	2:08.680 (1)	83.05		15:24:18.989
11 -	40.544	46.618	43.022	2:10.184	82.09	1.504	15:26:29.173
12 -	40.335	45.223	44.572	2:10.130	82.13	1.450	15:28:39.303

Petro-Canada Lubricants Porsche Club Championship with Pirelli

RACE 5 - SECTOR ANALYSIS



SECTOR 1 = FL to I1, SECTOR 2 = I1 to I2, SECTOR 3 = I2 to FL, DIFF = Difference To Personal Best Lap, P = Crossed Finish Line in Pit Lane, D = Time Disallowed

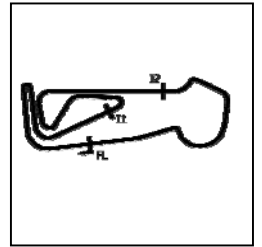
P7 48 2		Toby BARLOW		Porsche Boxster S			
IDEAL LAP TIME : 2:09.342		BEST LAP TIME : 2:09.600		DIFFERENCE : 0.258			
LAP	SECTOR 1	SECTOR 2	SECTOR 3	LAP TIME	MPH	DIFF	TIME OF DAY
1 -		46.586	43.639	2:19.708	76.50	10.108	15:04:44.440
2 -	40.798	46.371	43.234	2:10.403	81.96	0.803	15:06:54.843
3 -	40.744	45.938	43.210	2:09.892 (3)	82.28	0.292	15:09:04.735
4 -	40.485	45.705	43.410	2:09.600 (1)	82.46		15:11:14.335
5 -	40.427	45.886	43.531	2:09.844 (2)	82.31	0.244	15:13:24.179
6 -	40.659	46.273	43.653	2:10.585	81.84	0.985	15:15:34.764
7 -	40.523	45.982	44.238	2:10.743	81.74	1.143	15:17:45.507
8 -	40.734	45.895	45.055	2:11.684	81.16	2.084	15:19:57.191
9 -	41.956	46.113	43.273	2:11.342	81.37	1.742	15:22:08.533
10 -	40.777	46.431	44.012	2:11.220	81.45	1.620	15:24:19.753
11 -	40.719	46.463	43.245	2:10.427	81.94	0.827	15:26:30.180
12 -	40.627	45.997	43.814	2:10.438	81.93	0.838	15:28:40.618

P8 25 2		Matthew KYLE-HENNEY		Porsche Boxster S			
IDEAL LAP TIME : 2:10.338		BEST LAP TIME : 2:10.470		DIFFERENCE : 0.132			
LAP	SECTOR 1	SECTOR 2	SECTOR 3	LAP TIME	MPH	DIFF	TIME OF DAY
1 -		46.973	44.028	2:20.745	75.93	10.275	15:04:45.477
2 -	40.938	46.008	43.681	2:10.627 (3)	81.82	0.157	15:06:56.104
3 -	41.024	46.020	43.746	2:10.790	81.71	0.320	15:09:06.894
4 -	40.947	46.015	43.508	2:10.470 (1)	81.91		15:11:17.364
5 -	40.859	46.071	43.576	2:10.506 (2)	81.89	0.036	15:13:27.870
6 -	41.173	47.314	44.040	2:12.527	80.64	2.057	15:15:40.397
7 -	41.213	46.492	43.735	2:11.440	81.31	0.970	15:17:51.837
8 -	40.962	46.132	43.571	2:10.665	81.79	0.195	15:20:02.502
9 -	41.586	47.331	43.471	2:12.388	80.73	1.918	15:22:14.890
10 -	41.144	46.170	43.494	2:10.808	81.70	0.338	15:24:25.698
11 -	41.435	46.681	43.612	2:11.728	81.13	1.258	15:26:37.426
12 -	41.543	46.173	44.027	2:11.743	81.12	1.273	15:28:49.169

P9 70 2		Angus ARCHER		Porsche Boxster S			
IDEAL LAP TIME : 2:10.525		BEST LAP TIME : 2:11.391		DIFFERENCE : 0.866			
LAP	SECTOR 1	SECTOR 2	SECTOR 3	LAP TIME	MPH	DIFF	TIME OF DAY
1 -		47.033	44.368	2:22.151	75.18	10.760	15:04:46.883
2 -	41.682	46.522	43.867	2:12.071	80.92	0.680	15:06:58.954
3 -	41.578	46.264	44.080	2:11.922	81.01	0.531	15:09:10.876
4 -	41.520	46.341	44.123	2:11.984	80.98	0.593	15:11:22.860
5 -	41.310	46.220	45.215	2:12.745	80.51	1.354	15:13:35.605
6 -	41.112	46.143	44.136	2:11.391 (1)	81.34		15:15:46.996
7 -	41.503	46.303	44.207	2:12.013	80.96	0.622	15:17:59.009
8 -	41.253	46.087	44.052	2:11.392 (2)	81.34	0.001	15:20:10.401
9 -	41.013	45.903	44.915	2:11.831 (3)	81.07	0.440	15:22:22.232
10 -	42.234	46.273	43.723	2:12.230	80.82	0.839	15:24:34.462
11 -	41.312	46.569	44.111	2:11.992	80.97	0.601	15:26:46.454
12 -	40.899	46.839	44.627	2:12.365	80.74	0.974	15:28:58.819

Petro-Canada Lubricants Porsche Club Championship with Pirelli

RACE 5 - SECTOR ANALYSIS



SECTOR 1 = FL to I1, SECTOR 2 = I1 to I2, SECTOR 3 = I2 to FL, DIFF = Difference To Personal Best Lap, P = Crossed Finish Line in Pit Lane, D = Time Disallowed

P10 85 1		Richard BAYSTON		Porsche 996 C2			
IDEAL LAP TIME : 2:08.875		BEST LAP TIME : 2:09.047		DIFFERENCE : 0.172			
LAP	SECTOR 1	SECTOR 2	SECTOR 3	LAP TIME	MPH	DIFF	TIME OF DAY
1 -		46.795	45.421	2:28.207	72.11	19.160	15:04:52.939
2 -	41.231	45.220	44.235	2:10.686	81.78	1.639	15:07:03.625
3 -	41.775	45.471	43.634	2:10.880	81.66	1.833	15:09:14.505
4 -	41.244	45.912	43.563	2:10.719	81.76	1.672	15:11:25.224
5 -	41.087	45.025	42.935	2:09.047 (1)	82.82		15:13:34.271
6 -	41.795	45.270	43.023	2:10.088 (3)	82.16	1.041	15:15:44.359
7 -	41.706	46.029	43.576	2:11.311	81.39	2.264	15:17:55.670
8 -	41.326	1:02.816	43.424	2:27.566	72.42	18.519	15:20:23.236
9 -	40.915	45.795	43.544	2:10.254	82.05	1.207	15:22:33.490
10 -	41.527	45.595	43.773	2:10.895	81.65	1.848	15:24:44.385
11 -	41.519	45.544	43.487	2:10.550	81.86	1.503	15:26:54.935
12 -	41.140	45.503	43.103	2:09.746 (2)	82.37	0.699	15:29:04.681

P11 88 2		Paul SIMPSON		Porsche Boxster S			
IDEAL LAP TIME : 2:10.442		BEST LAP TIME : 2:10.689		DIFFERENCE : 0.247			
LAP	SECTOR 1	SECTOR 2	SECTOR 3	LAP TIME	MPH	DIFF	TIME OF DAY
1 -		46.893	44.561	2:21.491	75.53	10.802	15:04:46.223
2 -	41.032	46.306	44.011	2:11.349 (2)	81.37	0.660	15:06:57.572
3 -	41.146	46.204	44.260	2:11.610	81.21	0.921	15:09:09.182
4 -	42.147	46.220	44.224	2:12.591	80.60	1.902	15:11:21.773
5 -	41.198	46.373	44.030	2:11.601	81.21	0.912	15:13:33.374
6 -	40.731	46.022	43.936	2:10.689 (1)	81.78		15:15:44.063
7 -	41.375	47.215	45.065	2:13.655	79.96	2.966	15:17:57.718
8 -	41.079	46.696	44.392	2:12.167	80.86	1.478	15:20:09.885
9 -	40.926	45.775	44.708	2:11.409 (3)	81.33	0.720	15:22:21.294
10 -	41.107	46.635	45.051	2:12.793	80.48	2.104	15:24:34.087
11 -	41.825	46.123	45.813	2:13.761	79.90	3.072	15:26:47.848
12 -	55.265	47.143	46.882	2:29.290	71.59	18.601	15:29:17.138

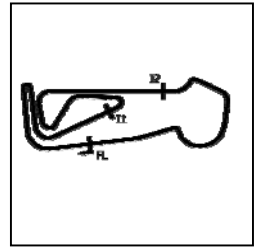
P12 45 1		Paul SEAGRAVE		Porsche 996 C2			
IDEAL LAP TIME : 2:11.556		BEST LAP TIME : 2:11.655		DIFFERENCE : 0.099			
LAP	SECTOR 1	SECTOR 2	SECTOR 3	LAP TIME	MPH	DIFF	TIME OF DAY
1 -		47.555	44.950	2:24.465	73.98	12.810	15:04:49.197
2 -	42.173	46.909	44.752	2:13.834	79.86	2.179	15:07:03.031
3 -	41.866	47.326	45.123	2:14.315	79.57	2.660	15:09:17.346
4 -	41.600	46.963	44.482	2:13.045 (3)	80.33	1.390	15:11:30.391
5 -	41.277	46.090	44.288	2:11.655 (1)	81.18		15:13:42.046
6 -	41.436	46.456	44.633	2:12.525 (2)	80.64	0.870	15:15:54.571
7 -	41.502	47.573	45.105	2:14.180	79.65	2.525	15:18:08.751
8 -	41.905	47.220	44.613	2:13.738	79.91	2.083	15:20:22.489
9 -	41.178	47.196	44.742	2:13.116	80.29	1.461	15:22:35.605
10 -	41.910	47.016	45.136	2:14.062	79.72	2.407	15:24:49.667
11 -	42.622	47.218	45.330	2:15.170	79.07	3.515	15:27:04.837
12 -	42.371	47.163	45.386	2:14.920	79.21	3.265	15:29:19.757

Weather / Track : Bright / Dry

Snetterton 300
Circuit Length = 2.9689 miles
Start: 15:02 Flag 15:28 End: 15:30

Petro-Canada Lubricants Porsche Club Championship with Pirelli

RACE 5 - SECTOR ANALYSIS



SECTOR 1 = FL to I1, SECTOR 2 = I1 to I2, SECTOR 3 = I2 to FL, DIFF = Difference To Personal Best Lap, P = Crossed Finish Line in Pit Lane, D = Time Disallowed

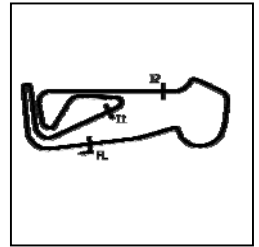
P13 12 2		Bill CALEY		Porsche Boxster S			
IDEAL LAP TIME : 2:12.437		BEST LAP TIME : 2:13.056		DIFFERENCE : 0.619			
LAP	SECTOR 1	SECTOR 2	SECTOR 3	LAP TIME	MPH	DIFF	TIME OF DAY
1 -		47.270	44.398	2:23.645	74.40	10.589	15:04:48.377
2 -	42.674	46.963	44.274	2:13.911	79.81	0.855	15:07:02.288
3 -	41.898	46.894	44.795	2:13.587	80.00	0.531	15:09:15.875
4 -	41.985	46.926	44.220	2:13.131 (2)	80.28	0.075	15:11:29.006
5 -	41.726	46.790	44.931	2:13.447	80.09	0.391	15:13:42.453
6 -	41.839	46.634	44.938	2:13.411	80.11	0.355	15:15:55.864
7 -	41.756	46.771	45.779	2:14.306	79.58	1.250	15:18:10.170
8 -	41.583	47.152	44.643	2:13.378 (3)	80.13	0.322	15:20:23.548
9 -	41.616	46.667	44.773	2:13.056 (1)	80.32		15:22:36.604
10 -	42.164	47.209	45.595	2:14.968	79.18	1.912	15:24:51.572
11 -	41.975	49.755	44.820	2:16.550	78.27	3.494	15:27:08.122
12 -	41.727	46.803	45.228	2:13.758	79.90	0.702	15:29:21.880

P14 17 2		Andy MUGGERIDGE		Porsche Boxster S			
IDEAL LAP TIME : 2:10.752		BEST LAP TIME : 2:11.213		DIFFERENCE : 0.461			
LAP	SECTOR 1	SECTOR 2	SECTOR 3	LAP TIME	MPH	DIFF	TIME OF DAY
1 -		47.327	46.889	2:38.398	67.47	27.185	15:05:03.130
2 -	43.203	47.267	44.642	2:15.112	79.10	3.899	15:07:18.242
3 -	42.798	47.708	45.580	2:16.086	78.53	4.873	15:09:34.328
4 -	42.503	46.898	43.647	2:13.048	80.33	1.835	15:11:47.376
5 -	41.981	47.850	43.770	2:13.601	80.00	2.388	15:14:00.977
6 -	41.185	46.611	43.611	2:11.407 (3)	81.33	0.194	15:16:12.384
7 -	41.411	46.707	43.906	2:12.024	80.95	0.811	15:18:24.408
8 -	41.426	47.041	43.945	2:12.412	80.71	1.199	15:20:36.820
9 -	41.249	46.428	43.658	2:11.335 (2)	81.38	0.122	15:22:48.155
10 -	41.094	46.304	43.815	2:11.213 (1)	81.45		15:24:59.368
11 -	41.783	46.395	46.553	2:14.731	79.32	3.518	15:27:14.099
12 -	41.996	46.357	43.354	2:11.707	81.15	0.494	15:29:25.806

P15 94 2		Jesse CHAMBERLAIN		Porsche Boxster S			
IDEAL LAP TIME : 2:11.537		BEST LAP TIME : 2:12.053		DIFFERENCE : 0.516			
LAP	SECTOR 1	SECTOR 2	SECTOR 3	LAP TIME	MPH	DIFF	TIME OF DAY
1 -		47.131	44.843	2:24.916	73.75	12.863	15:04:49.648
2 -	42.057	47.056	45.193	2:14.306	79.58	2.253	15:07:03.954
3 -	41.811	46.822	44.587	2:13.220	80.22	1.167	15:09:17.174
4 -	42.394	46.884	44.621	2:13.899	79.82	1.846	15:11:31.073
5 -	41.120	46.313	44.620	2:12.053 (1)	80.93		15:13:43.126
6 -	41.495	47.019	44.541	2:13.055 (3)	80.32	1.002	15:15:56.181
7 -	41.877	47.007	45.945	2:14.829	79.27	2.776	15:18:11.010
8 -	41.603	47.798	44.152	2:13.553	80.02	1.500	15:20:24.563
9 -	41.565	46.446	44.255	2:12.266 (2)	80.80	0.213	15:22:36.829
10 -	42.449	46.509	59.587	2:28.545	71.95	16.492	15:25:05.374
11 -	42.661	47.409	44.104	2:14.174	79.65	2.121	15:27:19.548
12 -	42.198	47.762	44.624	2:14.584	79.41	2.531	15:29:34.132

Petro-Canada Lubricants Porsche Club Championship with Pirelli

RACE 5 - SECTOR ANALYSIS



SECTOR 1 = FL to I1, SECTOR 2 = I1 to I2, SECTOR 3 = I2 to FL, DIFF = Difference To Personal Best Lap, P = Crossed Finish Line in Pit Lane, D = Time Disallowed

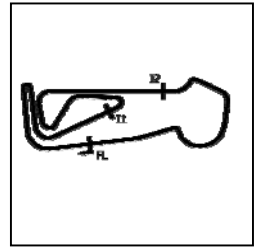
P16		8 2		Steven MORRISON		Porsche Boxster S	
IDEAL LAP TIME : 2:13.432		BEST LAP TIME : 2:13.968		DIFFERENCE : 0.536			
LAP	SECTOR 1	SECTOR 2	SECTOR 3	LAP TIME	MPH	DIFF	TIME OF DAY
1 -		50.126	47.037	2:33.790	69.49	19.822	15:04:58.522
2 -	43.793	48.558	46.741	2:19.092	76.84	5.124	15:07:17.614
3 -	43.136	47.692	45.684	2:16.512	78.29	2.544	15:09:34.126
4 -	42.491	47.559	45.666	2:15.716	78.75	1.748	15:11:49.842
5 -	41.686	47.109	45.975	2:14.770 (3)	79.30	0.802	15:14:04.612
6 -	42.312	48.510	45.991	2:16.813	78.12	2.845	15:16:21.425
7 -	41.651	47.645	44.672	2:13.968 (1)	79.78		15:18:35.393
8 -	41.915	47.169	45.016	2:14.100 (2)	79.70	0.132	15:20:49.493
9 -	42.456	47.899	45.524	2:15.879	78.65	1.911	15:23:05.372
10 -	43.176	48.313	46.138	2:17.627	77.65	3.659	15:25:22.999
11 -	43.334	47.678	45.500	2:16.512	78.29	2.544	15:27:39.511
12 -	43.396	48.256	46.024	2:17.676	77.63	3.708	15:29:57.187

P17		20 1		John ALEXANDER		Porsche Cayman S	
IDEAL LAP TIME : 2:14.628		BEST LAP TIME : 2:15.018		DIFFERENCE : 0.390			
LAP	SECTOR 1	SECTOR 2	SECTOR 3	LAP TIME	MPH	DIFF	TIME OF DAY
1 -		48.187	46.882	2:29.260	71.60	14.242	15:04:53.992
2 -	43.779	47.860	46.135	2:17.774	77.57	2.756	15:07:11.766
3 -	44.059	47.501	45.350	2:16.910	78.06	1.892	15:09:28.676
4 -	42.727	47.145	46.287	2:16.159	78.49	1.141	15:11:44.835
5 -	44.205	48.370	46.285	2:18.860	76.97	3.842	15:14:03.695
6 -	42.823	48.105	47.074	2:18.002	77.44	2.984	15:16:21.697
7 -	46.268	48.757	46.368	2:21.393	75.59	6.375	15:18:43.090
8 -	43.216	47.438	45.125	2:15.779 (2)	78.71	0.761	15:20:58.869
9 -	42.903	47.278	45.880	2:16.061 (3)	78.55	1.043	15:23:14.930
10 -	42.855	46.776	45.387	2:15.018 (1)	79.16		15:25:29.948
11 -	43.287	47.655	46.420	2:17.362	77.80	2.344	15:27:47.310
12 -	43.980	47.723	47.676	2:19.379	76.68	4.361	15:30:06.689

P18		27 2		Kevin LUDFORD		Porsche Boxster S	
IDEAL LAP TIME : 2:15.248		BEST LAP TIME : 2:15.970		DIFFERENCE : 0.722			
LAP	SECTOR 1	SECTOR 2	SECTOR 3	LAP TIME	MPH	DIFF	TIME OF DAY
1 -		48.881	46.872	2:31.998	70.31	16.028	15:04:56.730
2 -	44.117	48.691	46.658	2:19.466	76.63	3.496	15:07:16.196
3 -	44.127	50.469	46.384	2:20.980	75.81	5.010	15:09:37.176
4 -	43.951	48.112	46.501	2:18.564	77.13	2.594	15:11:55.740
5 -	43.234	47.932	45.909	2:17.075	77.97	1.105	15:14:12.815
6 -	42.871	47.502	45.952	2:16.325	78.40	0.355	15:16:29.140
7 -	43.335	47.532	45.672	2:16.539	78.27	0.569	15:18:45.679
8 -	42.695	47.894	45.381	2:15.970 (1)	78.60		15:21:01.649
9 -	42.455	47.898	45.861	2:16.214 (3)	78.46	0.244	15:23:17.863
10 -	43.049	47.774	45.291	2:16.114 (2)	78.52	0.144	15:25:33.977
11 -	43.668	48.410	46.487	2:18.565	77.13	2.595	15:27:52.542
12 -	44.147	47.786	46.712	2:18.645	77.08	2.675	15:30:11.187

Petro-Canada Lubricants Porsche Club Championship with Pirelli

RACE 5 - SECTOR ANALYSIS



SECTOR 1 = FL to I1, SECTOR 2 = I1 to I2, SECTOR 3 = I2 to FL, DIFF = Difference To Personal Best Lap, P = Crossed Finish Line in Pit Lane, D = Time Disallowed

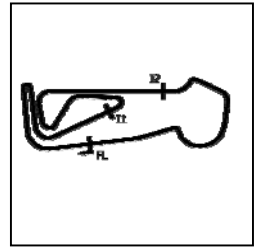
P19 78 3		Richard FORBER		Porsche Boxster S			
IDEAL LAP TIME : 2:14.721		BEST LAP TIME : 2:15.156		DIFFERENCE : 0.435			
LAP	SECTOR 1	SECTOR 2	SECTOR 3	LAP TIME	MPH	DIFF	TIME OF DAY
1 -		50.459	46.273	2:34.506	69.17	19.350	15:04:59.238
2 -	43.469	48.467	46.243	2:18.179	77.34	3.023	15:07:17.417
3 -	43.054	47.851	45.422	2:16.327 (3)	78.40	1.171	15:09:33.744
4 -	42.273	47.946	45.911	2:16.130 (2)	78.51	0.974	15:11:49.874
5 -	42.708	47.525	44.923	2:15.156 (1)	79.07		15:14:05.030
6 -	43.093	48.050	46.441	2:17.584	77.68	2.428	15:16:22.614
7 -	44.831	49.568	47.127	2:21.526	75.52	6.370	15:18:44.140
8 -	43.038	48.926	46.578	2:18.542	77.14	3.386	15:21:02.682
9 -	42.899	49.013	46.139	2:18.051	77.42	2.895	15:23:20.733
10 -	43.398	48.818	46.115	2:18.331	77.26	3.175	15:25:39.064
11 -	43.218	48.865	45.741	2:17.824	77.54	2.668	15:27:56.888
12 -	43.091	48.802	46.184	2:18.077	77.40	2.921	15:30:14.965

P20 24 2		Carl HAZELTON		Porsche Boxster S			
IDEAL LAP TIME : 2:16.140		BEST LAP TIME : 2:16.366		DIFFERENCE : 0.226			
LAP	SECTOR 1	SECTOR 2	SECTOR 3	LAP TIME	MPH	DIFF	TIME OF DAY
1 -		50.612	47.060	2:33.592	69.58	17.226	15:04:58.324
2 -	45.197	50.107	47.367	2:22.671	74.91	6.305	15:07:20.995
3 -	43.235	49.237	46.612	2:19.084	76.84	2.718	15:09:40.079
4 -	42.800	49.064	46.959	2:18.823	76.99	2.457	15:11:58.902
5 -	42.471	48.442	46.070	2:16.983	78.02	0.617	15:14:15.885
6 -	42.284	48.337	45.984	2:16.605 (2)	78.24	0.239	15:16:32.490
7 -	42.263	48.677	46.134	2:17.074	77.97	0.708	15:18:49.564
8 -	42.509	48.620	46.249	2:17.378	77.80	1.012	15:21:06.942
9 -	43.024	48.521	46.017	2:17.562	77.69	1.196	15:23:24.504
10 -	43.887	48.739	46.253	2:18.879	76.95	2.513	15:25:43.383
11 -	42.758	48.021	46.151	2:16.930 (3)	78.05	0.564	15:28:00.313
12 -	42.489	47.918	45.959	2:16.366 (1)	78.37		15:30:16.679

P21 21 3		Alistair NELSON		Porsche Boxster S			
IDEAL LAP TIME : 2:16.548		BEST LAP TIME : 2:16.870		DIFFERENCE : 0.322			
LAP	SECTOR 1	SECTOR 2	SECTOR 3	LAP TIME	MPH	DIFF	TIME OF DAY
1 -		49.947	47.382	2:34.369	69.23	17.499	15:04:59.101
2 -	46.205	49.039	47.433	2:22.677	74.91	5.807	15:07:21.778
3 -	43.659	48.154	47.179	2:18.992	76.89	2.122	15:09:40.770
4 -	43.303	48.065	47.229	2:18.597 (3)	77.11	1.727	15:11:59.367
5 -	42.737	48.325	45.996	2:17.058 (2)	77.98	0.188	15:14:16.425
6 -	42.803	47.895	46.172	2:16.870 (1)	78.08		15:16:33.295
7 -	43.261	49.888	46.739	2:19.888	76.40	3.018	15:18:53.183
8 -	43.942	49.179	45.916	2:19.037	76.87	2.167	15:21:12.220
9 -	43.834	48.836	46.534	2:19.204	76.77	2.334	15:23:31.424
10 -	44.372	49.388	48.015	2:21.775	75.38	4.905	15:25:53.199
11 -	44.752	48.799	46.536	2:20.087	76.29	3.217	15:28:13.286

Petro-Canada Lubricants Porsche Club Championship with Pirelli

RACE 5 - SECTOR ANALYSIS



SECTOR 1 = FL to I1, SECTOR 2 = I1 to I2, SECTOR 3 = I2 to FL, DIFF = Difference To Personal Best Lap, P = Crossed Finish Line in Pit Lane, D = Time Disallowed

P22 10 2		Julian MORRIS		Porsche Boxster S			
IDEAL LAP TIME : 2:17.308		BEST LAP TIME : 2:18.349		DIFFERENCE : 1.041			
LAP	SECTOR 1	SECTOR 2	SECTOR 3	LAP TIME	MPH	DIFF	TIME OF DAY
1 -		50.479	47.874	2:35.690	68.64	17.341	15:05:00.422
2 -	45.577	49.497	47.137	2:22.211	75.15	3.862	15:07:22.633
3 -	43.836	48.231	47.229	2:19.296	76.72	0.947	15:09:41.929
4 -	43.279	48.121	46.949	2:18.349 (1)	77.25		15:12:00.278
5 -	43.464	48.660	46.859	2:18.983	76.90	0.634	15:14:19.261
6 -	43.327	48.187	47.566	2:19.080	76.84	0.731	15:16:38.341
7 -	44.334	48.707	47.372	2:20.413	76.11	2.064	15:18:58.754
8 -	43.557	48.281	47.054	2:18.892	76.95	0.543	15:21:17.646
9 -	43.531	48.631	46.408	2:18.570 (2)	77.13	0.221	15:23:36.216
10 -	44.431	48.038	46.375	2:18.844	76.97	0.495	15:25:55.060
11 -	43.398	49.296	45.991	2:18.685 (3)	77.06	0.336	15:28:13.745

P23 6 3		Mike THOMPSON		Porsche Boxster S			
IDEAL LAP TIME : 2:17.563		BEST LAP TIME : 2:18.219		DIFFERENCE : 0.656			
LAP	SECTOR 1	SECTOR 2	SECTOR 3	LAP TIME	MPH	DIFF	TIME OF DAY
1 -		50.534	47.252	2:37.214	67.98	18.995	15:05:01.946
2 -	43.813	49.392	46.952	2:20.157	76.25	1.938	15:07:22.103
3 -	43.622	48.770	46.671	2:19.063	76.85	0.844	15:09:41.166
4 -	43.301	48.376	47.078	2:18.755 (3)	77.02	0.536	15:11:59.921
5 -	43.399	48.687	46.133	2:18.219 (1)	77.32		15:14:18.140
6 -	43.487	48.827	47.239	2:19.553	76.58	1.334	15:16:37.693
7 -	44.089	49.071	47.066	2:20.226	76.22	2.007	15:18:57.919
8 -	43.640	48.648	46.397	2:18.685 (2)	77.06	0.466	15:21:16.604
9 -	43.707	48.489	47.076	2:19.272	76.74	1.053	15:23:35.876
10 -	44.266	48.656	47.393	2:20.315	76.17	2.096	15:25:56.191
11 -	45.065	48.535	45.886	2:19.486	76.62	1.267	15:28:15.677

P24 28 2		Andy BAKER		Porsche Boxster S			
IDEAL LAP TIME : 2:17.520		BEST LAP TIME : 2:17.990		DIFFERENCE : 0.470			
LAP	SECTOR 1	SECTOR 2	SECTOR 3	LAP TIME	MPH	DIFF	TIME OF DAY
1 -		51.259	48.934	2:39.165	67.15	21.175	15:05:03.897
2 -	44.256	49.744	47.685	2:21.685	75.43	3.695	15:07:25.582
3 -	44.711	49.430	48.132	2:22.273	75.12	4.283	15:09:47.855
4 -	43.748	49.358	47.800	2:20.906	75.85	2.916	15:12:08.761
5 -	43.790	48.821	47.285	2:19.896	76.40	1.906	15:14:28.657
6 -	43.151	48.101	47.411	2:18.663 (2)	77.07	0.673	15:16:47.320
7 -	43.483	47.757	46.750	2:17.990 (1)	77.45		15:19:05.310
8 -	43.021	48.591	49.898	2:21.510	75.52	3.520	15:21:26.820
9 -	43.063	48.808	47.824	2:19.695	76.51	1.705	15:23:46.515
10 -	45.430	50.055	47.838	2:23.323	74.57	5.333	15:26:09.838
11 -	43.013	48.380	47.822	2:19.215 (3)	76.77	1.225	15:28:29.053

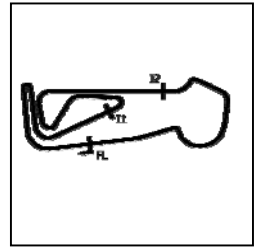
P25 49 3		Steven SHORE		Porsche Boxster S			
IDEAL LAP TIME : 2:19.304		BEST LAP TIME : 2:19.304		DIFFERENCE : 0.000			
LAP	SECTOR 1	SECTOR 2	SECTOR 3	LAP TIME	MPH	DIFF	TIME OF DAY
1 -		52.290	48.178	2:37.994	67.64	18.690	15:05:02.726
2 -	44.251	50.050	47.743	2:22.044	75.24	2.740	15:07:24.770
3 -	44.972	49.695	47.484	2:22.151	75.18	2.847	15:09:46.921
4 -	44.233	49.176	47.299	2:20.708	75.95	1.404	15:12:07.629
5 -	44.036	49.846	47.899	2:21.781	75.38	2.477	15:14:29.410
6 -	43.349	49.154	46.801	2:19.304 (1)	76.72		15:16:48.714
7 -	43.866	49.861	46.841	2:20.568 (2)	76.03	1.264	15:19:09.282
8 -	44.176	49.776	48.428	2:22.380	75.06	3.076	15:21:31.662
9 -	43.769	50.732	48.680	2:23.181	74.64	3.877	15:23:54.843
10 -	44.067	49.675	46.961	2:20.703 (3)	75.96	1.399	15:26:15.546
11 -	44.608	51.092	48.693	2:24.393	74.02	5.089	15:28:39.939

Weather / Track : Bright / Dry

Snetterton 300
Circuit Length = 2.9689 miles
Start: 15:02 Flag 15:28 End: 15:30

Petro-Canada Lubricants Porsche Club Championship with Pirelli

RACE 5 - SECTOR ANALYSIS



SECTOR 1 = FL to I1, SECTOR 2 = I1 to I2, SECTOR 3 = I2 to FL, DIFF = Difference To Personal Best Lap, P = Crossed Finish Line in Pit Lane, D = Time Disallowed

P26 69 2		Jon NEWALL		Porsche Boxster S			
IDEAL LAP TIME : 2:19.680		BEST LAP TIME : 2:21.004		DIFFERENCE : 1.324			
LAP	SECTOR 1	SECTOR 2	SECTOR 3	LAP TIME	MPH	DIFF	TIME OF DAY
1 -		52.648	48.167	2:47.827	63.68	26.823	15:05:12.559
2 -	44.930	50.039	47.956	2:22.925	74.78	1.921	15:07:35.484
3 -	44.839	49.232	48.240	2:22.311	75.10	1.307	15:09:57.795
4 -	44.543	49.837	48.423	2:22.803	74.84	1.799	15:12:20.598
5 -	44.370	49.722	47.685	2:21.777 (2)	75.38	0.773	15:14:42.375
6 -	45.037	49.661	48.095	2:22.793	74.85	1.789	15:17:05.168
7 -	45.461	49.012	47.612	2:22.085 (3)	75.22	1.081	15:19:27.253
8 -	44.231	51.773	46.906	2:22.910	74.78	1.906	15:21:50.163
9 -	43.762	50.435	48.031	2:22.228	75.14	1.224	15:24:12.391
10 -	45.657	51.345	47.418	2:24.420	74.00	3.416	15:26:36.811
11 -	44.272	49.059	47.673	2:21.004 (1)	75.79		15:28:57.815

P27 64 2		Vince BLACKER		Porsche Boxster S			
IDEAL LAP TIME : 2:19.052		BEST LAP TIME : 2:20.292		DIFFERENCE : 1.240			
LAP	SECTOR 1	SECTOR 2	SECTOR 3	LAP TIME	MPH	DIFF	TIME OF DAY
1 -		50.990	48.152	2:39.793	66.88	19.501	15:05:04.525
2 -	44.588	50.064	47.057	2:21.709 (2)	75.42	1.417	15:07:26.234
3 -	44.686	50.013	47.429	2:22.128 (3)	75.20	1.836	15:09:48.362
4 -	44.020	49.375	1:13.799	2:47.194	63.92	26.902	15:12:35.556
5 -	50.191	49.496	55.069	2:34.756	69.06	14.464	15:15:10.312
6 -	43.552	52.662	48.919	2:25.133	73.64	4.841	15:17:35.445
7 -	44.188	49.901	46.203	2:20.292 (1)	76.18		15:19:55.737
8 -	45.428	51.385	48.905	2:25.718	73.34	5.426	15:22:21.455
9 -	46.616	49.324	50.293	2:26.233	73.08	5.941	15:24:47.688
10 -	44.963	50.968	47.676	2:23.607	74.42	3.315	15:27:11.295
11 -	44.841	49.297	51.596	2:25.734	73.33	5.442	15:29:37.029

P28 66 3		Vikram SUDERA		Porsche Boxster S			
IDEAL LAP TIME : 2:24.675		BEST LAP TIME : 2:26.033		DIFFERENCE : 1.358			
LAP	SECTOR 1	SECTOR 2	SECTOR 3	LAP TIME	MPH	DIFF	TIME OF DAY
1 -		52.113	49.175	2:46.041	64.36	20.008	15:05:10.773
2 -	46.024	50.750	49.856	2:26.630 (3)	72.89	0.597	15:07:37.403
3 -	46.095	51.313	49.977	2:27.385	72.51	1.352	15:10:04.788
4 -	45.872	51.092	50.140	2:27.104	72.65	1.071	15:12:31.892
5 -	45.993	51.789	49.620	2:27.402	72.50	1.369	15:14:59.294
6 -	45.730	51.121	51.400	2:28.251	72.09	2.218	15:17:27.545
7 -	46.305	50.995	49.258	2:26.558 (2)	72.92	0.525	15:19:54.103
8 -	46.681	51.096	49.218	2:26.995	72.71	0.962	15:22:21.098
9 -	45.918	50.123	49.992	2:26.033 (1)	73.18		15:24:47.131
10 -	45.377	50.629	51.707	2:27.713	72.35	1.680	15:27:14.844
11 -	45.803	51.519	49.454	2:26.776	72.81	0.743	15:29:41.620

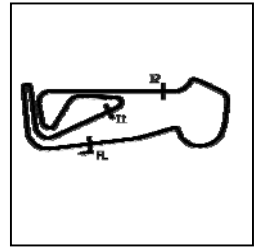
P29 22 3		Peter EVANS		Porsche Boxster S			
IDEAL LAP TIME : 2:22.596		BEST LAP TIME : 2:23.451		DIFFERENCE : 0.855			
LAP	SECTOR 1	SECTOR 2	SECTOR 3	LAP TIME	MPH	DIFF	TIME OF DAY
1 -		53.130	49.968	3:05.890	57.49	42.439	15:05:30.622
2 -	46.179	51.329	49.153	2:26.661	72.87	3.210	15:07:57.283
3 -	47.375	50.130	48.327	2:25.832	73.29	2.381	15:10:23.115
4 -	45.440	50.033	48.783	2:24.256	74.09	0.805	15:12:47.371
5 -	45.090	49.859	48.994	2:23.943 (2)	74.25	0.492	15:15:11.314
6 -	44.410	52.374	48.738	2:25.522	73.44	2.071	15:17:36.836
7 -	44.918	49.881	48.652	2:23.451 (1)	74.50		15:20:00.287
8 -	45.138	50.359	58.194	2:33.691	69.54	10.240	15:22:33.978
9 -	45.920	49.892	48.831	2:24.643	73.89	1.192	15:24:58.621
10 -	46.593	50.573	48.553	2:25.719	73.34	2.268	15:27:24.340
11 -	45.032	50.779	48.412	2:24.223 (3)	74.10	0.772	15:29:48.563

Weather / Track : Bright / Dry

Snetterton 300
Circuit Length = 2.9689 miles
Start: 15:02 Flag 15:28 End: 15:30

Petro-Canada Lubricants Porsche Club Championship with Pirelli

RACE 5 - SECTOR ANALYSIS



SECTOR 1 = FL to I1, SECTOR 2 = I1 to I2, SECTOR 3 = I2 to FL, DIFF = Difference To Personal Best Lap, P = Crossed Finish Line in Pit Lane, D = Time Disallowed

P30 90 3		Sarah THOMSON		Porsche Boxster S			
IDEAL LAP TIME : 2:29.323		BEST LAP TIME : 2:30.188		DIFFERENCE : 0.865			
LAP	SECTOR 1	SECTOR 2	SECTOR 3	LAP TIME	MPH	DIFF	TIME OF DAY
1 -		55.692	52.419	2:53.929	61.45	23.741	15:05:18.661
2 -	48.718	55.167	53.077	2:36.962	68.09	6.774	15:07:55.623
3 -	49.495	54.268	53.239	2:37.002	68.07	6.814	15:10:32.625
4 -	48.134	53.561	51.747	2:33.442 (3)	69.65	3.254	15:13:06.067
5 -	50.934	53.721	52.653	2:37.308	67.94	7.120	15:15:43.375
6 -	48.524	54.734	52.334	2:35.592	68.69	5.404	15:18:18.967
7 -	47.120	53.253	50.871	2:31.244 (2)	70.66	1.056	15:20:50.211
8 -	46.249	52.203	51.736	2:30.188 (1)	71.16		15:23:20.399
9 -	47.941	53.120	52.690	2:33.751	69.51	3.563	15:25:54.150
10 -	50.490	53.279	52.030	2:35.799	68.60	5.611	15:28:29.949

P31 46 3		Ashley WHITE		Porsche Boxster S			
IDEAL LAP TIME : 2:16.564		BEST LAP TIME : 2:17.536		DIFFERENCE : 0.972			
LAP	SECTOR 1	SECTOR 2	SECTOR 3	LAP TIME	MPH	DIFF	TIME OF DAY
1 -		51.434	47.707	2:38.419	67.46	20.883	15:05:03.151
2 -	44.613	49.671	47.848	2:22.132	75.19	4.596	15:07:25.283
3 -	43.991	48.612	44.933	2:17.536 (1)	77.71		15:09:42.819
4 -	43.503	48.682	46.209	2:18.394 (3)	77.22	0.858	15:12:01.213
5 -	43.636	48.306	46.755	2:18.697	77.06	1.161	15:14:19.910
6 -	43.429	48.389	47.313	2:19.131	76.82	1.595	15:16:39.041
7 -	44.396	48.668	47.457	2:20.521	76.06	2.985	15:18:59.562
8 -	43.325	48.721	45.558	2:17.604 (2)	77.67	0.068	15:21:17.166

P32 14 1		Mark MCALEER		Porsche 997 C2S			
IDEAL LAP TIME : 2:06.662		BEST LAP TIME : 2:07.063		DIFFERENCE : 0.401			
LAP	SECTOR 1	SECTOR 2	SECTOR 3	LAP TIME	MPH	DIFF	TIME OF DAY
1 -		45.654	44.518	2:18.467	77.18	11.404	15:04:43.199
2 -	39.313	44.743	43.009	2:07.065 (2)	84.11	0.002	15:06:50.264
3 -	39.730	45.374	42.931	2:08.035	83.47	0.972	15:08:58.299
4 -	39.420	44.844	42.804	2:07.068 (3)	84.11	0.005	15:11:05.367
5 -	39.340	44.943	42.780	2:07.063 (1)	84.11		15:13:12.430
6 -	40.387	44.946	42.606	2:07.939	83.54	0.876	15:15:20.369

P33 32 3		William HESLOP		Porsche Boxster S			
IDEAL LAP TIME : 2:14.476		BEST LAP TIME : 2:14.643		DIFFERENCE : 0.167			
LAP	SECTOR 1	SECTOR 2	SECTOR 3	LAP TIME	MPH	DIFF	TIME OF DAY
1 -		50.937	46.654	2:35.523	68.72	20.880	15:05:00.255
2 -	44.584	48.333	44.917	2:17.834	77.54	3.191	15:07:18.089
3 -	43.414	49.006	44.849	2:17.269 (3)	77.86	2.626	15:09:35.358
4 -	42.566	47.534	44.543	2:14.643 (1)	79.38		15:11:50.001
5 -	43.170	47.672	44.376	2:15.218 (2)	79.04	0.575	15:14:05.219

Petro-Canada Lubricants Porsche Club Championship with Pirelli

RACE 5 - STATISTICS

Competitors Started 33
Planned Start 2021-06-05 @ 15:05:00.000
Actual Start 2021-06-05 @ 15:02:24.731
Finish Time 2021-06-05 @ 15:28:01.862
Track Length 2.9689mi.
Total Laps 368
Total Distance Covered 1092.5594mi.

Session Fastest Lap History

NO	CL	NAME	LAP TIME	TIME OF DAY	LAP	VEHICLE
44	1	Jake MCALEER	2:07.090	15:06:47.197	2	Porsche Cayman S
23	1	Simon CLARK	2:06.952	15:06:47.379	2	Porsche Cayman S
44	1	Jake MCALEER	2:06.282	15:11:01.180	4	Porsche Cayman S

Session Leader History

NO	CL	NAME	FROM LAP	LAPS LED	DISTANCE	VEHICLE
44	1	Jake MCALEER	1	5	14.84 miles	Porsche Cayman S
23	1	Simon CLARK	6	7	20.78 miles	Porsche Cayman S

Flag History

TYPE	TIME OF DAY
GREEN	15:02:24.731
FINISH	15:28:01.862

Flag Statistics

TYPE	COUNT	TOTAL LAPS	TOTAL TIME
Green	1	12	28:02.529
Red	0	0	0.000
Safety Car	0	0	0.000
FCY	0	0	0.000

Petro-Canada Lubricants Porsche Club Championship with Pirelli

RACE 5 - STATISTICS

CLASS : 1

10 Starters

Fastest Lap History

NO	NAME	LAP TIME	TIME OF DAY	LAP	VEHICLE
44	Jake MCALEER	2:07.090	15:06:47.197	2	Porsche Cayman S
23	Simon CLARK	2:06.952	15:06:47.379	2	Porsche Cayman S
44	Jake MCALEER	2:06.282	15:11:01.180	4	Porsche Cayman S

Leader History

NO	NAME	FROM LAP	LAPS LED	DISTANCE	VEHICLE
44	Jake MCALEER	1	5	14.84 miles	Porsche Cayman S
23	Simon CLARK	6	7	20.78 miles	Porsche Cayman S

Petro-Canada Lubricants Porsche Club Championship with Pirelli

RACE 5 - STATISTICS

CLASS : 2

14 Starters

Fastest Lap History

NO	NAME	LAP TIME	TIME OF DAY	LAP	VEHICLE
48	Toby BARLOW	2:10.403	15:06:54.841	2	Porsche Boxster S
48	Toby BARLOW	2:09.892	15:09:04.734	3	Porsche Boxster S
48	Toby BARLOW	2:09.600	15:11:14.334	4	Porsche Boxster S

Leader History

NO	NAME	FROM LAP	LAPS LED	DISTANCE	VEHICLE
48	Toby BARLOW	1	12	35.62 miles	Porsche Boxster S

Petro-Canada Lubricants Porsche Club Championship with Pirelli

RACE 5 - STATISTICS

CLASS : 3

9 Starters

Fastest Lap History

NO	NAME	LAP TIME	TIME OF DAY	LAP	VEHICLE
78	Richard FORBER	2:18.179	15:07:17.420	2	Porsche Boxster S
32	William HESLOP	2:17.834	15:07:18.109	2	Porsche Boxster S
78	Richard FORBER	2:16.327	15:09:33.747	3	Porsche Boxster S
78	Richard FORBER	2:16.130	15:11:49.874	4	Porsche Boxster S
32	William HESLOP	2:14.643	15:11:50.021	4	Porsche Boxster S

Leader History

NO	NAME	FROM LAP	LAPS LED	DISTANCE	VEHICLE
21	Alistair NELSON	1	1	2.96 miles	Porsche Boxster S
78	Richard FORBER	2	11	32.65 miles	Porsche Boxster S

Weather / Track : Bright / Dry

Results can be found at www.tsl-timing.com

Page 4 of 4

Snetterton 300
Circuit Length = 2.9689 miles
Start: 15:02 Flag 15:28 End: 15:30

Printed - 15:31 Saturday, 05 June 2021