



Porsche Club
Motorsport



Snetterton 300

2nd October 2021

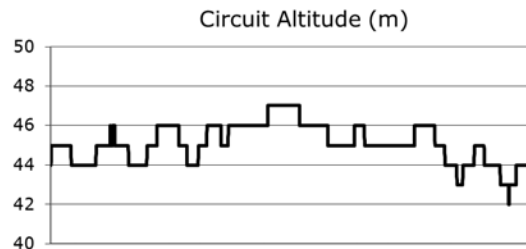
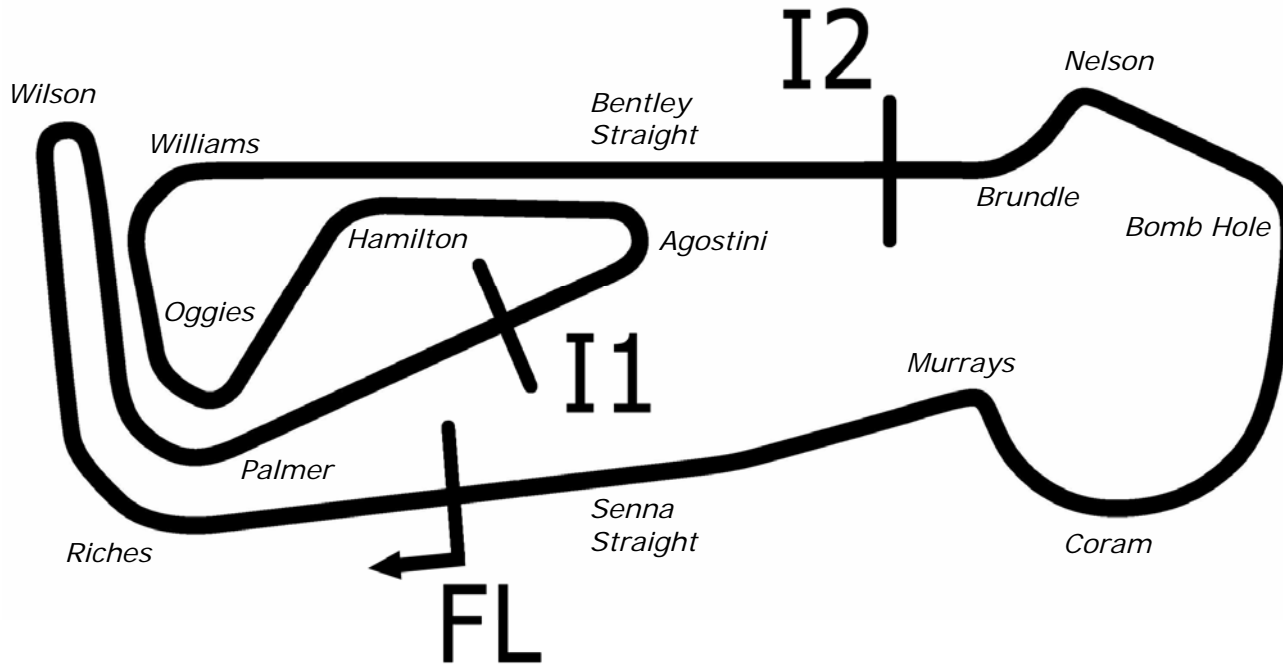
Results



PORSCHE
CLASSIC



Snetterton 300



Length	2.9689 miles	4778.0 m	
FL		52.46340 N	0.94476 E
I1	1545m	52.46487 N	0.94466 E
I2	3198m	52.46617 N	0.94964 E
Pit Entry	4572m	52.46364 N	0.94774 E
Pit Exit	40m after FL	52.46338 N	0.94420 E
Pit Entry-Pit Exit	246m, 17.7s @50kph, 14.7s @60kph		

All results available at www.tsl-timing.com

Petro-Canada Lubricants Porsche Club Championship with Pirelli

QUALIFYING - RACE 5 - 2ND FASTEST CLASSIFICATION

POS	NO	CL	PIC NAME	ENTRY	TIME	ON	LAPS	GAP	DIFF	MPH
1	23	1	1 Simon CLARK	Porsche Cayman S	2:05.003	5	10			85.50
2	11*	1	2 James CALEY	Porsche 997 C2S	2:05.524	7	8	0.521	0.521	85.14
3	2	1	3 Peter MORRIS	Porsche 997 C2S	2:05.761	5	8	0.758	0.237	84.98
4	9	1	4 Chris DYER	Porsche Cayman S	2:06.436	9	9	1.433	0.675	84.53
5	44*	1	5 Jake MCALEER	Porsche Cayman S	2:06.857	8	9	1.854	0.421	84.25
6	14*	1	6 Mark MCALEER	Porsche 997 C2S	2:07.584	3	8	2.581	0.727	83.77
7	33	1	7 Kevin MOLYNEAUX	Porsche 996 C2	2:08.156	6	7	3.153	0.572	83.39
8	3*	1	8 Richard ELLIS	Porsche 996 C2	2:08.182	6	9	3.179	0.026	83.38
9	88	2	1 Paul SIMPSON	Porsche Boxster S	2:10.063	8	9	5.060	1.881	82.17
10	48*	2	2 Toby BARLOW	Porsche Boxster S	2:10.260	5	6	5.257	0.197	82.05
11	25	2	3 Matthew KYLE-HENNEY	Porsche Boxster S	2:10.355	9	9	5.352	0.095	81.99
12	85*	1	9 Richard BAYSTON	Porsche 996 C2	2:10.664	6	9	5.661	0.309	81.79
13	12*	2	4 Bill CALEY	Porsche Boxster S	2:10.703	6	9	5.700	0.039	81.77
14	70*	2	5 Angus ARCHER	Porsche Boxster S	2:11.197	8	9	6.194	0.494	81.46
15	17	2	6 Andy MUGGERIDGE	Porsche Boxster S	2:11.638	7	9	6.635	0.441	81.19
16	20	1	10 John ALEXANDER	Porsche Cayman S	2:13.495	9	9	8.492	1.857	80.06
17	30	2	7 Trevor LEWIS	Porsche Boxster S	2:16.623	5	8	11.620	3.128	78.23
18	78	3	1 Richard FORBER	Porsche Boxster S	2:17.680	7	7	12.677	1.057	77.62
19	6*	3	2 Mike THOMPSON	Porsche Boxster S	2:19.531	7	7	14.528	1.851	76.60
20	91*	2	8 Oli TAPPIN	Porsche Boxster S	2:19.783	7	7	14.780	0.252	76.46
21	27	2	9 Kevin LUDFORD	Porsche Boxster S	2:19.993	9	9	14.990	0.210	76.34
22	64	2	10 Vince BLACKER	Porsche Boxster S	2:20.502	6	8	15.499	0.509	76.07
23	22*	3	3 Peter EVANS	Porsche Boxster S	2:20.648	7	8	15.645	0.146	75.99
24	21	3	4 Alistair NELSON	Porsche Boxster S	2:21.019	5	8	16.016	0.371	75.79
25	10	2	11 Julian MORRIS	Porsche Boxster S	2:21.757	7	8	16.754	0.738	75.39
26	90	3	5 Sarah THOMSON	Porsche Boxster S	2:23.156	7	8	18.153	1.399	74.66
27	46	3	6 Matt GOUGH	Porsche Boxster S	2:23.551	7	8	18.548	0.395	74.45
28	49	3	7 Steven SHORE	Porsche Boxster S	2:23.854	5	8	18.851	0.303	74.29

*Car 6 requires a working transponder - Regulation Q12.8.1 refers.

No. 3, 11, 12, 22, 48, 70, 85, 91 - 1 Lap time disallowed; exceeding track limits.

No. 44 - 2 Lap times disallowed; exceeding track limits.

No. 14 - 3 Lap times disallowed; exceeding track limits.

Weather / Track : Cloudy / Dry

These results are provisional until the conclusion of any judicial and technical matters.

Snetterton 300

Circuit Length = 2.9689 miles

Start: 09:00 Flag 09:20 End: 09:23

Clerk Of Course : Tony Watts

Stewards :

Timekeeper : Nick Palmer

Petro-Canada Lubricants Porsche Club Championship with Pirelli

QUALIFYING - RACE 1 - CLASSIFICATION

POS	NO	CL	PIC NAME	ENTRY	TIME	ON	LAPS	GAP	DIFF	MPH
1	2	1	1 Peter MORRIS	Porsche 997 C2S	2:04.831	4	8			85.62
2	23	1	2 Simon CLARK	Porsche Cayman S	2:04.947	9	10	0.116	0.116	85.54
3	11*	1	3 James CALEY	Porsche 997 C2S	2:05.165	8	8	0.334	0.218	85.39
4	14*	1	4 Mark MCALEER	Porsche 997 C2S	2:05.567	6	8	0.736	0.402	85.11
5	9	1	5 Chris DYER	Porsche Cayman S	2:06.091	8	9	1.260	0.524	84.76
6	44*	1	6 Jake MCALEER	Porsche Cayman S	2:06.212	3	9	1.381	0.121	84.68
7	3*	1	7 Richard ELLIS	Porsche 996 C2	2:07.408	8	9	2.577	1.196	83.88
8	33	1	8 Kevin MOLYNEAUX	Porsche 996 C2	2:07.740	7	7	2.909	0.332	83.67
9	85*	1	9 Richard BAYSTON	Porsche 996 C2	2:08.741	9	9	3.910	1.001	83.02
10	48*	2	1 Toby BARLOW	Porsche Boxster S	2:08.881	4	6	4.050	0.140	82.92
11	88	2	2 Paul SIMPSON	Porsche Boxster S	2:09.354	9	9	4.523	0.473	82.62
12	25	2	3 Matthew KYLE-HENNEY	Porsche Boxster S	2:10.097	8	9	5.266	0.743	82.15
13	12*	2	4 Bill CALEY	Porsche Boxster S	2:10.465	9	9	5.634	0.368	81.92
14	70*	2	5 Angus ARCHER	Porsche Boxster S	2:10.526	5	9	5.695	0.061	81.88
15	17	2	6 Andy MUGGERIDGE	Porsche Boxster S	2:11.573	8	9	6.742	1.047	81.23
16	20	1	10 John ALEXANDER	Porsche Cayman S	2:12.987	5	9	8.156	1.414	80.36
17	30	2	7 Trevor LEWIS	Porsche Boxster S	2:14.913	8	8	10.082	1.926	79.22
18	78	3	1 Richard FORBER	Porsche Boxster S	2:17.436	6	7	12.605	2.523	77.76
19	21	3	2 Alistair NELSON	Porsche Boxster S	2:18.466	8	8	13.635	1.030	77.18
20	27	2	8 Kevin LUDFORD	Porsche Boxster S	2:18.853	8	9	14.022	0.387	76.97
21	6*	3	3 Mike THOMPSON	Porsche Boxster S	2:19.024	6	7	14.193	0.171	76.87
22	91*	2	9 Oli TAPPIN	Porsche Boxster S	2:19.250	6	7	14.419	0.226	76.75
23	64	2	10 Vince BLACKER	Porsche Boxster S	2:19.979	8	8	15.148	0.729	76.35
24	90	3	4 Sarah THOMSON	Porsche Boxster S	2:20.068	8	8	15.237	0.089	76.30
25	22*	3	5 Peter EVANS	Porsche Boxster S	2:20.273	8	8	15.442	0.205	76.19
26	10	2	11 Julian MORRIS	Porsche Boxster S	2:20.833	8	8	16.002	0.560	75.89
27	46	3	6 Matt GOUGH	Porsche Boxster S	2:22.195	8	8	17.364	1.362	75.16
28	49	3	7 Steven SHORE	Porsche Boxster S	2:22.524	8	8	17.693	0.329	74.99

*Car 6 requires a working transponder - Regulation Q12.8.1 refers.

No. 3, 11, 12, 22, 48, 70, 85, 91 - 1 Lap time disallowed; exceeding track limits.

No. 44 - 2 Lap times disallowed; exceeding track limits.

No. 14 - 3 Lap times disallowed; exceeding track limits.

Weather / Track : Cloudy / Dry

These results are provisional until the conclusion of any judicial and technical matters.

Snetterton 300

Circuit Length = 2.9689 miles

Start: 09:00 Flag 09:20 End: 09:23

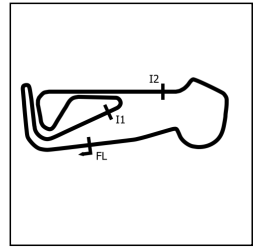
Clerk Of Course : Tony Watts

Stewards :

Timekeeper : Nick Palmer

Petro-Canada Lubricants Porsche Club Championship with Pirelli

QUALIFYING - RACE 1 - SECTOR ANALYSIS



SECTOR 1 = FL to I1, SECTOR 2 = I1 to I2, SECTOR 3 = I2 to FL, DIFF = Difference To Personal Best Lap, P = Crossed Finish Line in Pit Lane, D = Time Disallowed

P1		2 1		Peter MORRIS		Porsche 997 C2S	
IDEAL LAP TIME : 2:04.831		BEST LAP TIME : 2:04.831		DIFFERENCE : 0.000			
LAP	SECTOR 1	SECTOR 2	SECTOR 3	LAP TIME	MPH	DIFF	TIME OF DAY
1 -	OUTLAP	55.266	49.510	2:35.168	68.88	30.337	09:03:10.076
2 -	41.735	46.716	43.123	2:11.574	81.23	6.743	09:05:21.650
3 -	39.641	44.642	41.637	2:05.920 (3)	84.87	1.089	09:07:27.570
4 -	39.218	44.073	41.540	2:04.831 (1)	85.62		09:09:32.401
5 -	39.254	44.507	42.000	2:05.761 (2)	84.98	0.930	09:11:38.162
6 -	39.337	44.332	IN PIT	3:13.007 P	55.37	1:08.176	09:14:51.169
7 -	OUTLAP	47.075	45.587	2:17.075	77.97	12.244	09:17:08.244
8 -	39.458	44.452	42.624	2:06.534	84.46	1.703	09:19:14.778

P2		23 1		Simon CLARK		Porsche Cayman S	
IDEAL LAP TIME : 2:04.701		BEST LAP TIME : 2:04.947		DIFFERENCE : 0.246			
LAP	SECTOR 1	SECTOR 2	SECTOR 3	LAP TIME	MPH	DIFF	TIME OF DAY
1 -	OUTLAP	58.238	48.398	2:44.163	65.10	39.216	09:03:02.252
2 -	40.266	45.363	42.402	2:08.031	83.48	3.084	09:05:10.283
3 -	39.312	44.578	41.736	2:05.626	85.07	0.679	09:07:15.909
4 -	39.411	44.480	41.652	2:05.543	85.13	0.596	09:09:21.452
5 -	38.856	44.396	41.751	2:05.003 (2)	85.50	0.056	09:11:26.455
6 -	39.149	45.569	46.916	2:11.634	81.19	6.687	09:13:38.089
7 -	39.266	45.272	44.676	2:09.214	82.71	4.267	09:15:47.303
8 -	39.178	45.375	41.946	2:06.499	84.49	1.552	09:17:53.802
9 -	39.102	44.249	41.596	2:04.947 (1)	85.54		09:19:58.749
10 -	39.077	44.502	41.760	2:05.339 (3)	85.27	0.392	09:22:04.088

P3		11 1		James CALEY		Porsche 997 C2S	
IDEAL LAP TIME : 2:05.081		BEST LAP TIME : 2:05.165		DIFFERENCE : 0.084			
LAP	SECTOR 1	SECTOR 2	SECTOR 3	LAP TIME	MPH	DIFF	TIME OF DAY
1 -	OUTLAP	57.341	51.625	2:42.912	65.60	37.747	09:03:11.975
2 -	42.846	49.002	45.888	2:17.736	77.59	12.571	09:05:29.711
3 -	39.943	45.299	46.842	2:12.084	80.91	6.919	09:07:41.795
4 -	39.687	44.984	43.860	2:08.531 D	83.15	3.366	09:09:50.326
5 -	39.737	44.305	42.399	2:06.441 (3)	84.53	1.276	09:11:56.767
6 -	39.641	44.345	42.501	2:06.487	84.49	1.322	09:14:03.254
7 -	39.249	44.409	41.866	2:05.524 (2)	85.14	0.359	09:16:08.778
8 -	39.178	44.037	41.950	2:05.165 (1)	85.39		09:18:13.943

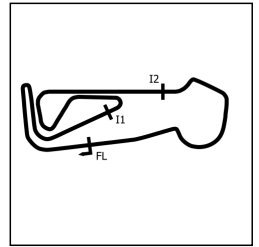
P4		14 1		Mark MCALEER		Porsche 997 C2S	
IDEAL LAP TIME : 2:04.885		BEST LAP TIME : 2:05.567		DIFFERENCE : 0.682			
LAP	SECTOR 1	SECTOR 2	SECTOR 3	LAP TIME	MPH	DIFF	TIME OF DAY
1 -	OUTLAP	57.694	49.876	2:45.539	64.56	39.972	09:03:06.307
2 -	41.537	46.636	44.833	2:13.006	80.35	7.439	09:05:19.313
3 -	39.395	44.680	43.509	2:07.584 (2)	83.77	2.017	09:07:26.897
4 -	39.079	44.013	41.793	2:04.885 D	85.58		09:09:31.782
5 -	39.120	44.351	41.882	2:05.353 D	85.26		09:11:37.135
6 -	39.119	44.262	42.186	2:05.567 (1)	85.11		09:13:42.702
7 -	39.943	48.007	44.678	2:12.628 D	80.58	7.061	09:15:55.330
8 -	39.382	45.529	43.756	2:08.667 (3)	83.06	3.100	09:18:03.997

Weather / Track : Cloudy / Dry

Snetterton 300
Circuit Length = 2.9689 miles
Start: 09:00 Flag 09:20 End: 09:23

Petro-Canada Lubricants Porsche Club Championship with Pirelli

QUALIFYING - RACE 1 - SECTOR ANALYSIS



SECTOR 1 = FL to I1, SECTOR 2 = I1 to I2, SECTOR 3 = I2 to FL, DIFF = Difference To Personal Best Lap, P = Crossed Finish Line in Pit Lane, D = Time Disallowed

P5		9 1		Chris DYER		Porsche Cayman S	
IDEAL LAP TIME : 2:05.607		BEST LAP TIME : 2:06.091		DIFFERENCE : 0.484			
LAP	SECTOR 1	SECTOR 2	SECTOR 3	LAP TIME	MPH	DIFF	TIME OF DAY
1 -	OUTLAP	54.107	49.278	2:35.923	68.54	29.832	09:03:13.668
2 -	42.323	46.739	43.702	2:12.764	80.50	6.673	09:05:26.432
3 -	41.691	46.577	44.392	2:12.660	80.56	6.569	09:07:39.092
4 -	41.520	45.960	45.150	2:12.630	80.58	6.539	09:09:51.722
5 -	40.496	45.226	IN PIT	3:14.658 P	54.90	1:08.567	09:13:06.380
6 -	OUTLAP	45.139	42.078	2:11.896	81.03	5.805	09:15:18.276
7 -	39.694	44.810	42.596	2:07.100 (3)	84.09	1.009	09:17:25.376
8 -	39.956	44.261	41.874	2:06.091 (1)	84.76		09:19:31.467
9 -	39.472	44.297	42.667	2:06.436 (2)	84.53	0.345	09:21:37.903

P6		44 1		Jake MCALEER		Porsche Cayman S	
IDEAL LAP TIME : 2:04.813		BEST LAP TIME : 2:06.212		DIFFERENCE : 1.399			
LAP	SECTOR 1	SECTOR 2	SECTOR 3	LAP TIME	MPH	DIFF	TIME OF DAY
1 -	OUTLAP	57.694	50.093	2:42.138	65.91	35.926	09:03:07.142
2 -	41.931	47.074	43.925	2:12.930	80.40	6.718	09:05:20.072
3 -	39.413	44.676	42.123	2:06.212 (1)	84.68		09:07:26.284
4 -	39.022	44.089	41.880	2:04.991 D	85.51		09:09:31.275
5 -	38.901	46.227	45.030	2:10.158 D	82.11	3.946	09:11:41.433
6 -	40.974	47.384	44.234	2:12.592	80.60	6.380	09:13:54.025
7 -	39.326	44.330	43.276	2:06.932 (3)	84.20	0.720	09:16:00.957
8 -	39.349	44.032	43.476	2:06.857 (2)	84.25	0.645	09:18:07.814
9 -	40.918	45.840	46.045	2:12.803	80.48	6.591	09:20:20.617

P7		3 1		Richard ELLIS		Porsche 996 C2	
IDEAL LAP TIME : 2:07.093		BEST LAP TIME : 2:07.408		DIFFERENCE : 0.315			
LAP	SECTOR 1	SECTOR 2	SECTOR 3	LAP TIME	MPH	DIFF	TIME OF DAY
1 -	OUTLAP	57.599	50.226	2:40.341	66.65	32.933	09:03:07.668
2 -	42.392	47.356	44.020	2:13.768	79.90	6.360	09:05:21.436
3 -	40.881	45.615	43.229	2:09.725	82.39	2.317	09:07:31.161
4 -	40.589	45.654	43.562	2:09.805	82.33	2.397	09:09:40.966
5 -	41.140	45.487	42.852	2:09.479 (3)	82.54	2.071	09:11:50.445
6 -	39.897	45.443	42.842	2:08.182 (2)	83.38	0.774	09:13:58.627
7 -	39.574	45.390	42.746	2:07.710 D	83.69	0.302	09:16:06.337
8 -	39.889	44.993	42.526	2:07.408 (1)	83.88		09:18:13.745
9 -	44.618	49.532	46.460	2:20.610	76.01	13.202	09:20:34.355

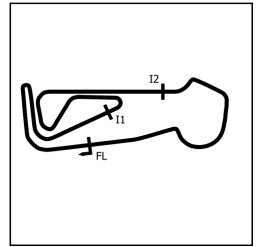
P8		33 1		Kevin MOLYNEAUX		Porsche 996 C2	
IDEAL LAP TIME : 2:07.740		BEST LAP TIME : 2:07.740		DIFFERENCE : 0.000			
LAP	SECTOR 1	SECTOR 2	SECTOR 3	LAP TIME	MPH	DIFF	TIME OF DAY
1 -	OUTLAP	57.507	50.496	2:46.325	64.26	38.585	09:03:08.602
2 -	42.626	47.362	44.250	2:14.238	79.62	6.498	09:05:22.840
3 -	40.506	45.593	43.139	2:09.238	82.70	1.498	09:07:32.078
4 -	40.104	45.588	43.378	2:09.070	82.80	1.330	09:09:41.148
5 -	40.202	45.283	43.000	2:08.485 (3)	83.18	0.745	09:11:49.633
6 -	39.840	45.359	42.957	2:08.156 (2)	83.39	0.416	09:13:57.789
7 -	39.769	45.104	42.867	2:07.740 (1)	83.67		09:16:05.529

Weather / Track : Cloudy / Dry

Snetterton 300
 Circuit Length = 2.9689 miles
 Start: 09:00 Flag 09:20 End: 09:23

Petro-Canada Lubricants Porsche Club Championship with Pirelli

QUALIFYING - RACE 1 - SECTOR ANALYSIS



SECTOR 1 = FL to I1, SECTOR 2 = I1 to I2, SECTOR 3 = I2 to FL, DIFF = Difference To Personal Best Lap, P = Crossed Finish Line in Pit Lane, D = Time Disallowed

P9 85 1		Richard BAYSTON		Porsche 996 C2			
IDEAL LAP TIME : 2:08.741		BEST LAP TIME : 2:08.741		DIFFERENCE : 0.000			
LAP	SECTOR 1	SECTOR 2	SECTOR 3	LAP TIME	MPH	DIFF	TIME OF DAY
1 -	OUTLAP	57.532	50.382	2:42.875	65.62	34.134	09:03:09.086
2 -	43.543	48.244	45.266	2:17.053	77.98	8.312	09:05:26.139
3 -	41.672	46.650	44.464	2:12.786	80.49	4.045	09:07:38.925
4 -	41.364	45.907	43.951	2:11.222	81.45	2.481	09:09:50.147
5 -	41.324	45.859	43.658	2:10.841 (3)	81.68	2.100	09:12:00.988
6 -	40.866	45.965	43.833	2:10.664 (2)	81.79	1.923	09:14:11.652
7 -	41.059	46.563	IN PIT	3:05.238 P	57.69	56.497	09:17:16.890
8 -	OUTLAP	46.330	45.631	2:17.100 D	77.95	8.359	09:19:33.990
9 -	40.246	45.252	43.243	2:08.741 (1)	83.02		09:21:42.731

P10 48 2		Toby BARLOW		Porsche Boxster S			
IDEAL LAP TIME : 2:08.610		BEST LAP TIME : 2:08.881		DIFFERENCE : 0.271			
LAP	SECTOR 1	SECTOR 2	SECTOR 3	LAP TIME	MPH	DIFF	TIME OF DAY
1 -	OUTLAP	51.620	46.547	2:27.799	72.31	18.918	09:03:19.028
2 -	42.055	48.050	43.595	2:13.700	79.94	4.819	09:05:32.728
3 -	41.708	45.674	42.910	2:10.292 (3)	82.03	1.411	09:07:43.020
4 -	40.203	45.497	43.181	2:08.881 (1)	82.92		09:09:51.901
5 -	40.988	45.531	43.741	2:10.260 (2)	82.05	1.379	09:12:02.161
6 -	40.210	46.225	43.788	2:10.223 D	82.07	1.342	09:14:12.384

P11 88 2		Paul SIMPSON		Porsche Boxster S			
IDEAL LAP TIME : 2:09.258		BEST LAP TIME : 2:09.354		DIFFERENCE : 0.096			
LAP	SECTOR 1	SECTOR 2	SECTOR 3	LAP TIME	MPH	DIFF	TIME OF DAY
1 -	OUTLAP	55.006	50.681	2:40.341	66.65	30.987	09:03:43.032
2 -	45.217	50.179	47.394	2:22.790	74.85	13.436	09:06:05.822
3 -	42.983	49.028	46.689	2:18.700	77.05	9.346	09:08:24.522
4 -	41.698	47.007	45.150	2:13.855	79.84	4.501	09:10:38.377
5 -	41.439	46.731	44.017	2:12.187 (3)	80.85	2.833	09:12:50.564
6 -	41.084	46.665	44.889	2:12.638	80.58	3.284	09:15:03.202
7 -	41.549	48.808	44.740	2:15.097	79.11	5.743	09:17:18.299
8 -	40.773	45.963	43.327	2:10.063 (2)	82.17	0.709	09:19:28.362
9 -	40.451	45.480	43.423	2:09.354 (1)	82.62		09:21:37.716

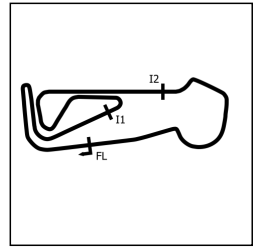
P12 25 2		Matthew KYLE-HENNEY		Porsche Boxster S			
IDEAL LAP TIME : 2:09.869		BEST LAP TIME : 2:10.097		DIFFERENCE : 0.228			
LAP	SECTOR 1	SECTOR 2	SECTOR 3	LAP TIME	MPH	DIFF	TIME OF DAY
1 -	OUTLAP	54.600	49.371	2:37.928	67.67	27.831	09:03:22.958
2 -	43.238	49.530	45.813	2:18.581	77.12	8.484	09:05:41.539
3 -	42.184	47.887	45.233	2:15.304	78.99	5.207	09:07:56.843
4 -	41.756	46.940	44.606	2:13.302	80.17	3.205	09:10:10.145
5 -	41.617	46.654	43.845	2:12.116 (3)	80.89	2.019	09:12:22.261
6 -	41.322	46.426	45.464	2:13.212	80.23	3.115	09:14:35.473
7 -	42.079	46.329	43.962	2:12.370	80.74	2.273	09:16:47.843
8 -	40.910	46.033	43.154	2:10.097 (1)	82.15		09:18:57.940
9 -	40.751	46.519	43.085	2:10.355 (2)	81.99	0.258	09:21:08.295

Weather / Track : Cloudy / Dry

Snetterton 300
Circuit Length = 2.9689 miles
Start: 09:00 Flag 09:20 End: 09:23

Petro-Canada Lubricants Porsche Club Championship with Pirelli

QUALIFYING - RACE 1 - SECTOR ANALYSIS



SECTOR 1 = FL to I1, SECTOR 2 = I1 to I2, SECTOR 3 = I2 to FL, DIFF = Difference To Personal Best Lap, P = Crossed Finish Line in Pit Lane, D = Time Disallowed

P13 12 2		Bill CALEY		Porsche Boxster S			
IDEAL LAP TIME : 2:10.011		BEST LAP TIME : 2:10.465		DIFFERENCE : 0.454			
LAP	SECTOR 1	SECTOR 2	SECTOR 3	LAP TIME	MPH	DIFF	TIME OF DAY
1 -	OUTLAP	56.914	52.427	2:43.403	65.40	32.938	09:03:13.338
2 -	44.406	48.526	45.950	2:18.882	76.95	8.417	09:05:32.220
3 -	43.659	47.673	47.147	2:18.479	77.18	8.014	09:07:50.699
4 -	41.469	47.545	44.371	2:13.385	80.12	2.920	09:10:04.084
5 -	41.241	46.590	43.380	2:11.214 D	81.45	0.746	09:12:15.295
6 -	40.896	46.122	43.685	2:10.703 (2)	81.77	0.238	09:14:25.998
7 -	40.509	46.750	43.800	2:11.059 (3)	81.55	0.594	09:16:37.057
8 -	40.922	46.779	43.688	2:11.389	81.34	0.924	09:18:48.446
9 -	40.529	46.483	43.453	2:10.465 (1)	81.92		09:20:58.911

P14 70 2		Angus ARCHER		Porsche Boxster S			
IDEAL LAP TIME : 2:10.374		BEST LAP TIME : 2:10.526		DIFFERENCE : 0.152			
LAP	SECTOR 1	SECTOR 2	SECTOR 3	LAP TIME	MPH	DIFF	TIME OF DAY
1 -	OUTLAP	56.179	52.856	2:42.249	65.87	31.723	09:03:15.131
2 -	43.685	48.657	47.051	2:19.393	76.67	8.867	09:05:34.524
3 -	41.937	47.455	49.535	2:18.927	76.93	8.401	09:07:53.451
4 -	41.458	46.396	44.009	2:11.863 (3)	81.05	1.337	09:10:05.314
5 -	40.907	45.986	43.633	2:10.526 (1)	81.88		09:12:15.840
6 -	40.897	45.894	43.935	2:10.726 D	81.75	0.200	09:14:26.566
7 -	42.513	47.648	45.254	2:15.415	78.92	4.889	09:16:41.981
8 -	40.997	45.844	44.356	2:11.197 (2)	81.46	0.671	09:18:53.178
9 -	43.257	49.261	45.190	2:17.708	77.61	7.182	09:21:10.886

P15 17 2		Andy MUGGERIDGE		Porsche Boxster S			
IDEAL LAP TIME : 2:11.346		BEST LAP TIME : 2:11.573		DIFFERENCE : 0.227			
LAP	SECTOR 1	SECTOR 2	SECTOR 3	LAP TIME	MPH	DIFF	TIME OF DAY
1 -	OUTLAP	55.093	49.740	2:38.914	67.25	27.341	09:03:27.708
2 -	45.667	50.226	46.246	2:22.139	75.19	10.566	09:05:49.847
3 -	43.022	48.181	44.816	2:16.019	78.57	4.446	09:08:05.866
4 -	42.352	46.820	44.788	2:13.960	79.78	2.387	09:10:19.826
5 -	41.878	47.194	44.246	2:13.318	80.16	1.745	09:12:33.144
6 -	42.155	46.876	43.828	2:12.859	80.44	1.286	09:14:46.003
7 -	41.446	46.562	43.630	2:11.638 (2)	81.19	0.065	09:16:57.641
8 -	41.647	46.588	43.338	2:11.573 (1)	81.23		09:19:09.214
9 -	41.715	46.674	43.528	2:11.917 (3)	81.02	0.344	09:21:21.131

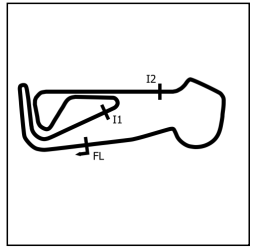
P16 20 1		John ALEXANDER		Porsche Cayman S			
IDEAL LAP TIME : 2:12.892		BEST LAP TIME : 2:12.987		DIFFERENCE : 0.095			
LAP	SECTOR 1	SECTOR 2	SECTOR 3	LAP TIME	MPH	DIFF	TIME OF DAY
1 -	OUTLAP	59.483	52.774	2:52.381	62.00	39.394	09:03:12.039
2 -	45.326	47.630	46.937	2:19.893	76.40	6.906	09:05:31.932
3 -	43.548	46.832	46.399	2:16.779	78.14	3.792	09:07:48.711
4 -	42.929	48.722	47.160	2:18.811	76.99	5.824	09:10:07.522
5 -	41.427	46.569	44.991	2:12.987 (1)	80.36		09:12:20.509
6 -	42.246	46.474	45.587	2:14.307	79.57	1.320	09:14:34.816
7 -	43.940	47.132	45.085	2:16.157	78.49	3.170	09:16:50.973
8 -	41.847	46.922	45.332	2:14.101 (3)	79.70	1.114	09:19:05.074
9 -	41.577	46.829	45.089	2:13.495 (2)	80.06	0.508	09:21:18.569

Weather / Track : Cloudy / Dry

Snetterton 300
Circuit Length = 2.9689 miles
Start: 09:00 Flag 09:20 End: 09:23

Petro-Canada Lubricants Porsche Club Championship with Pirelli

QUALIFYING - RACE 1 - SECTOR ANALYSIS



SECTOR 1 = FL to I1, SECTOR 2 = I1 to I2, SECTOR 3 = I2 to FL, DIFF = Difference To Personal Best Lap, P = Crossed Finish Line in Pit Lane, D = Time Disallowed

P17 30 2		Trevor LEWIS		Porsche Boxster S			
IDEAL LAP TIME : 2:14.731		BEST LAP TIME : 2:14.913		DIFFERENCE : 0.182			
LAP	SECTOR 1	SECTOR 2	SECTOR 3	LAP TIME	MPH	DIFF	TIME OF DAY
1 -	OUTLAP	58.087	53.922	2:47.598	63.77	32.685	09:04:12.573
2 -	46.774	49.863	48.057	2:24.694	73.86	9.781	09:06:37.267
3 -	44.117	48.601	47.208	2:19.926	76.38	5.013	09:08:57.193
4 -	43.215	48.124	46.607	2:17.946	77.48	3.033	09:11:15.139
5 -	43.106	47.880	45.637	2:16.623 (2)	78.23	1.710	09:13:31.762
6 -	41.740	47.790	47.703	2:17.233 (3)	77.88	2.320	09:15:48.995
7 -	42.548	49.267	49.413	2:21.228	75.67	6.315	09:18:10.223
8 -	41.922	47.423	45.568	2:14.913 (1)	79.22		09:20:25.136

P18 78 3		Richard FORBER		Porsche Boxster S			
IDEAL LAP TIME : 2:16.761		BEST LAP TIME : 2:17.436		DIFFERENCE : 0.675			
LAP	SECTOR 1	SECTOR 2	SECTOR 3	LAP TIME	MPH	DIFF	TIME OF DAY
1 -	OUTLAP	55.513	53.849	2:43.022	65.56	25.586	09:03:43.754
2 -	47.100	53.183	48.328	2:28.611	71.91	11.175	09:06:12.365
3 -	45.365	56.823	54.805	2:36.993	68.07	19.557	09:08:49.358
4 -	42.836	48.735	46.255	2:17.826 (3)	77.54	0.390	09:11:07.184
5 -	43.046	50.170	45.396	2:18.612	77.10	1.176	09:13:25.796
6 -	43.335	48.529	45.572	2:17.436 (1)	77.76		09:15:43.232
7 -	43.320	48.884	45.476	2:17.680 (2)	77.62	0.244	09:18:00.912

P19 21 3		Alistair NELSON		Porsche Boxster S			
IDEAL LAP TIME : 2:18.156		BEST LAP TIME : 2:18.466		DIFFERENCE : 0.310			
LAP	SECTOR 1	SECTOR 2	SECTOR 3	LAP TIME	MPH	DIFF	TIME OF DAY
1 -	OUTLAP	54.716	53.271	2:42.550	65.75	24.084	09:03:49.691
2 -	47.161	50.311	48.430	2:25.902	73.25	7.436	09:06:15.593
3 -	44.657	50.949	48.310	2:23.916	74.26	5.450	09:08:39.509
4 -	44.290	49.119	48.097	2:21.506 (3)	75.53	3.040	09:11:01.015
5 -	44.463	49.736	46.820	2:21.019 (2)	75.79	2.553	09:13:22.034
6 -	43.683	48.705	IN PIT	3:50.060 P	46.45	1:31.594	09:17:12.094
7 -	OUTLAP	49.472	47.581	2:27.335	72.54	8.869	09:19:39.429
8 -	43.050	49.015	46.401	2:18.466 (1)	77.18		09:21:57.895

P20 27 2		Kevin LUDFORD		Porsche Boxster S			
IDEAL LAP TIME : 2:18.556		BEST LAP TIME : 2:18.853		DIFFERENCE : 0.297			
LAP	SECTOR 1	SECTOR 2	SECTOR 3	LAP TIME	MPH	DIFF	TIME OF DAY
1 -	OUTLAP	58.976	54.667	2:51.652	62.26	32.799	09:03:15.333
2 -	44.598	49.947	47.770	2:22.315	75.10	3.462	09:05:37.648
3 -	44.768	50.214	47.380	2:22.362	75.07	3.509	09:08:00.010
4 -	45.059	49.728	47.832	2:22.619	74.94	3.766	09:10:22.629
5 -	44.499	49.741	47.198	2:21.438	75.56	2.585	09:12:44.067
6 -	44.278	49.072	47.120	2:20.470	76.08	1.617	09:15:04.537
7 -	43.690	49.369	47.059	2:20.118 (3)	76.27	1.265	09:17:24.655
8 -	43.987	48.662	46.204	2:18.853 (1)	76.97		09:19:43.508
9 -	44.325	49.428	46.240	2:19.993 (2)	76.34	1.140	09:22:03.501

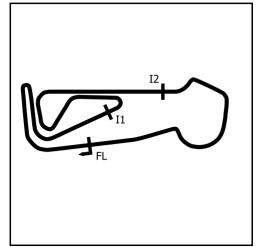
P21 6 3		Mike THOMPSON		Porsche Boxster S			
IDEAL LAP TIME :		BEST LAP TIME : 2:19.024		DIFFERENCE :			
LAP	SECTOR 1	SECTOR 2	SECTOR 3	LAP TIME	MPH	DIFF	TIME OF DAY
1 -				2:27.998	72.21	8.974	09:06:10.410
2 -				2:23.860	74.29	4.836	09:08:34.270
3 -				2:21.969 (3)	75.28	2.945	09:10:56.239
4 -			IN PIT	4:37.433 P	38.52	2:18.409	09:15:33.672
5 -	OUTLAP			2:22.820	74.83	3.796	09:17:56.493
6 -				2:19.024 (1)	76.87		09:20:15.517
7 -				2:19.531 (2)	76.60	0.507	09:22:35.048

Weather / Track : Cloudy / Dry

Snetterton 300
Circuit Length = 2.9689 miles
Start: 09:00 Flag 09:20 End: 09:23

Petro-Canada Lubricants Porsche Club Championship with Pirelli

QUALIFYING - RACE 1 - SECTOR ANALYSIS



SECTOR 1 = FL to I1, SECTOR 2 = I1 to I2, SECTOR 3 = I2 to FL, DIFF = Difference To Personal Best Lap, P = Crossed Finish Line in Pit Lane, D = Time Disallowed

P22 91 2		Oli TAPPIN		Porsche Boxster S			
IDEAL LAP TIME : 2:18.764		BEST LAP TIME : 2:19.250		DIFFERENCE : 0.486			
LAP	SECTOR 1	SECTOR 2	SECTOR 3	LAP TIME	MPH	DIFF	TIME OF DAY
1 -	OUTLAP	55.136	52.757	2:41.002	66.38	21.752	09:03:33.912
2 -	46.844	50.601	49.571	2:27.016	72.70	7.766	09:06:00.928
3 -	47.516	52.113	48.775	2:28.404 D	72.02	9.154	09:08:29.332
4 -	44.818	49.975	47.537	2:22.330 (3)	75.09	3.080	09:10:51.662
5 -	44.689	50.095	48.035	2:22.819	74.83	3.569	09:13:14.481
6 -	43.037	49.330	46.883	2:19.250 (1)	76.75		09:15:33.731
7 -	42.897	49.371	47.515	2:19.783 (2)	76.46	0.533	09:17:53.514

P23 64 2		Vince BLACKER		Porsche Boxster S			
IDEAL LAP TIME : 2:19.333		BEST LAP TIME : 2:19.979		DIFFERENCE : 0.646			
LAP	SECTOR 1	SECTOR 2	SECTOR 3	LAP TIME	MPH	DIFF	TIME OF DAY
1 -	OUTLAP	55.248	52.100	2:43.821	65.24	23.842	09:03:31.462
2 -	46.211	53.591	50.763	2:30.565	70.98	10.586	09:06:02.027
3 -	47.286	52.346	47.477	2:27.109	72.65	7.130	09:08:29.136
4 -	44.257	51.032	IN PIT	4:18.471 P	41.35	1:58.492	09:12:47.607
5 -	OUTLAP	50.186	47.643	2:26.105	73.15	6.126	09:15:13.712
6 -	43.545	49.958	46.999	2:20.502 (2)	76.07	0.523	09:17:34.214
7 -	43.211	50.100	47.405	2:20.716 (3)	75.95	0.737	09:19:54.930
8 -	43.418	50.397	46.164	2:19.979 (1)	76.35		09:22:14.909

P24 90 3		Sarah THOMSON		Porsche Boxster S			
IDEAL LAP TIME : 2:20.068		BEST LAP TIME : 2:20.068		DIFFERENCE : 0.000			
LAP	SECTOR 1	SECTOR 2	SECTOR 3	LAP TIME	MPH	DIFF	TIME OF DAY
1 -	OUTLAP	57.207	54.114	2:45.960	64.40	25.892	09:03:29.499
2 -	47.147	53.248	50.023	2:30.418	71.05	10.350	09:05:59.917
3 -	48.972	53.179	49.835	2:31.986	70.32	11.918	09:08:31.903
4 -	45.185	50.669	49.846	2:25.700	73.35	5.632	09:10:57.603
5 -	46.935	50.894	49.255	2:27.084	72.66	7.016	09:13:24.687
6 -	44.357	50.377	48.562	2:23.296 (3)	74.58	3.228	09:15:47.983
7 -	44.521	50.610	48.025	2:23.156 (2)	74.66	3.088	09:18:11.139
8 -	43.508	49.499	47.061	2:20.068 (1)	76.30		09:20:31.207

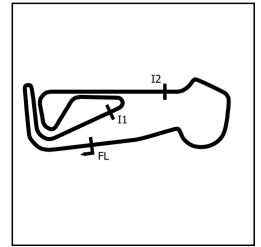
P25 22 3		Peter EVANS		Porsche Boxster S			
IDEAL LAP TIME : 2:19.876		BEST LAP TIME : 2:20.273		DIFFERENCE : 0.397			
LAP	SECTOR 1	SECTOR 2	SECTOR 3	LAP TIME	MPH	DIFF	TIME OF DAY
1 -	OUTLAP	57.475	53.255	2:46.468	64.20	26.195	09:03:41.086
2 -	46.650	53.232	48.413	2:28.295	72.07	8.022	09:06:09.381
3 -	45.111	50.650	48.466	2:24.227 D	74.10	3.954	09:08:33.608
4 -	46.635	51.687	53.141	2:31.463	70.56	11.190	09:11:05.071
5 -	44.650	51.784	47.638	2:24.072	74.18	3.799	09:13:29.143
6 -	44.217	50.041	47.681	2:21.939 (3)	75.30	1.666	09:15:51.082
7 -	43.762	49.460	47.426	2:20.648 (2)	75.99	0.375	09:18:11.730
8 -	44.066	49.553	46.654	2:20.273 (1)	76.19		09:20:32.003

P26 10 2		Julian MORRIS		Porsche Boxster S			
IDEAL LAP TIME : 2:20.701		BEST LAP TIME : 2:20.833		DIFFERENCE : 0.132			
LAP	SECTOR 1	SECTOR 2	SECTOR 3	LAP TIME	MPH	DIFF	TIME OF DAY
1 -	OUTLAP	57.225	52.625	2:45.775	64.47	24.942	09:03:32.119
2 -	47.048	51.184	49.776	2:28.008	72.21	7.175	09:06:00.127
3 -	45.652	49.441	48.963	2:24.056 (3)	74.19	3.223	09:08:24.183
4 -	45.304	49.212	IN PIT	3:13.961 P	55.10	53.128	09:11:38.144
5 -	OUTLAP	51.060	48.938	2:28.487	71.97	7.654	09:14:06.631
6 -	45.325	49.993	49.124	2:24.442	73.99	3.609	09:16:31.073
7 -	44.793	49.336	47.628	2:21.757 (2)	75.39	0.924	09:18:52.830
8 -	44.925	49.042	46.866	2:20.833 (1)	75.89		09:21:13.663

Weather / Track : Cloudy / Dry

Snetterton 300
Circuit Length = 2.9689 miles
Start: 09:00 Flag 09:20 End: 09:23

Petro-Canada Lubricants Porsche Club Championship with Pirelli
QUALIFYING - RACE 1 - SECTOR ANALYSIS



SECTOR 1 = FL to I1, SECTOR 2 = I1 to I2, SECTOR 3 = I2 to FL, DIFF = Difference To Personal Best Lap, P = Crossed Finish Line in Pit Lane, D = Time Disallowed

P27 46 3		Matt GOUGH		Porsche Boxster S			
IDEAL LAP TIME : 2:22.195		BEST LAP TIME : 2:22.195		DIFFERENCE : 0.000			
LAP	SECTOR 1	SECTOR 2	SECTOR 3	LAP TIME	MPH	DIFF	TIME OF DAY
1 -	OUTLAP	56.390	57.026	2:47.516	63.80	25.321	09:03:26.989
2 -	48.930	55.981	53.707	2:38.618	67.38	16.423	09:06:05.607
3 -	47.657	56.470	52.065	2:36.192	68.42	13.997	09:08:41.799
4 -	46.462	53.359	50.358	2:30.179	71.16	7.984	09:11:11.978
5 -	47.840	52.556	49.840	2:30.236	71.14	8.041	09:13:42.214
6 -	45.741	51.408	50.070	2:27.219 (3)	72.59	5.024	09:16:09.433
7 -	45.236	50.131	48.184	2:23.551 (2)	74.45	1.356	09:18:32.984
8 -	44.558	49.905	47.732	2:22.195 (1)	75.16		09:20:55.179

P28 49 3		Steven SHORE		Porsche Boxster S			
IDEAL LAP TIME : 2:22.470		BEST LAP TIME : 2:22.524		DIFFERENCE : 0.054			
LAP	SECTOR 1	SECTOR 2	SECTOR 3	LAP TIME	MPH	DIFF	TIME OF DAY
1 -	OUTLAP	54.408	54.328	2:43.084	65.53	20.560	09:03:25.307
2 -	47.075	52.580	50.186	2:29.841	71.32	7.317	09:05:55.148
3 -	45.978	51.650	50.248	2:27.876	72.27	5.352	09:08:23.024
4 -	45.567	50.044	51.802	2:27.413	72.50	4.889	09:10:50.437
5 -	45.109	49.929	48.816	2:23.854 (2)	74.29	1.330	09:13:14.291
6 -	45.935	50.233	48.756	2:24.924 (3)	73.74	2.400	09:15:39.215
7 -	44.712	52.181	48.982	2:25.875	73.26	3.351	09:18:05.090
8 -	44.766	49.846	47.912	2:22.524 (1)	74.99		09:20:27.614

Petro-Canada Lubricants Porsche Club Championship with Pirelli

QUALIFYING - RACE 1 - BEST SECTORS

SECTOR 1			SECTOR 2			SECTOR 3			IDEAL / BEST COMPARISON						
POS	NO	NAME	TIME	NO	NAME	TIME	NO	NAME	TIME	POS	NO	NAME	IDEAL	BEST	DIFF
													PERFECT LAP	2:04.409	
1	23	CLARK	38.856	14	MCALÉER	44.013	2	MORRIS	41.540	1	23	CLARK	2:04.701	2:04.947	0.246
2	44	MCALÉER	38.901	44	MCALÉER	44.032	23	CLARK	41.596	2	44	MCALÉER	2:04.813	2:06.212	1.399
3	14	MCALÉER	39.079	11	CALEY	44.037	14	MCALÉER	41.793	3	2	MORRIS	2:04.831	2:04.831	0.000
4	11	CALEY	39.178	2	MORRIS	44.073	11	CALEY	41.866	4	14	MCALÉER	2:04.885	2:05.567	0.682
5	2	MORRIS	39.218	23	CLARK	44.249	9	DYER	41.874	5	11	CALEY	2:05.081	2:05.165	0.084
6	9	DYER	39.472	9	DYER	44.261	44	MCALÉER	41.880	6	9	DYER	2:05.607	2:06.091	0.484
7	3	ELLIS	39.574	3	ELLIS	44.993	3	ELLIS	42.526	7	3	ELLIS	2:07.093	2:07.408	0.315
8	33	MOLYNEAUX	39.769	33	MOLYNEAUX	45.104	33	MOLYNEAUX	42.867	8	33	MOLYNEAUX	2:07.740	2:07.740	0.000
9	48	BARLOW	40.203	85	BAYSTON	45.252	48	BARLOW	42.910	9	48	BARLOW	2:08.610	2:08.881	0.271
10	85	BAYSTON	40.246	88	SIMPSON	45.480	25	KYLE-HENNEY	43.085	10	85	BAYSTON	2:08.741	2:08.741	0.000
11	88	SIMPSON	40.451	48	BARLOW	45.497	85	BAYSTON	43.243	11	88	SIMPSON	2:09.258	2:09.354	0.096
12	12	CALEY	40.509	70	ARCHER	45.844	88	SIMPSON	43.327	12	25	KYLE-HENNEY	2:09.869	2:10.097	0.228
13	25	KYLE-HENNEY	40.751	25	KYLE-HENNEY	46.033	17	MUGGERIDGE	43.338	13	12	CALEY	2:10.011	2:10.465	0.454
14	70	ARCHER	40.897	12	CALEY	46.122	12	CALEY	43.380	14	70	ARCHER	2:10.374	2:10.526	0.152
15	20	ALEXANDER	41.427	20	ALEXANDER	46.474	70	ARCHER	43.633	15	17	MUGGERIDGE	2:11.346	2:11.573	0.227
16	17	MUGGERIDGE	41.446	17	MUGGERIDGE	46.562	20	ALEXANDER	44.991	16	20	ALEXANDER	2:12.892	2:12.987	0.095
17	30	LEWIS	41.740	30	LEWIS	47.423	78	FORBER	45.396	17	30	LEWIS	2:14.731	2:14.913	0.182
18	78	FORBER	42.836	78	FORBER	48.529	30	LEWIS	45.568	18	78	FORBER	2:16.761	2:17.436	0.675
19	91	TAPPIN	42.897	27	LUDFORD	48.662	64	BLACKER	46.164	19	21	NELSON	2:18.156	2:18.466	0.310
20	21	NELSON	43.050	21	NELSON	48.705	27	LUDFORD	46.204	20	27	LUDFORD	2:18.556	2:18.853	0.297
21	64	BLACKER	43.211	91	TAPPIN	48.984	21	NELSON	46.401	21	91	TAPPIN	2:18.764	2:19.250	0.486
22	90	THOMSON	43.508	10	MORRIS	49.042	22	EVANS	46.654	22	64	BLACKER	2:19.333	2:19.979	0.646
23	27	LUDFORD	43.690	22	EVANS	49.460	10	MORRIS	46.866	23	22	EVANS	2:19.876	2:20.273	0.397
24	22	EVANS	43.762	90	THOMSON	49.499	91	TAPPIN	46.883	24	90	THOMSON	2:20.068	2:20.068	0.000
25	46	GOUGH	44.558	49	SHORE	49.846	90	THOMSON	47.061	25	10	MORRIS	2:20.701	2:20.833	0.132
26	49	SHORE	44.712	46	GOUGH	49.905	46	GOUGH	47.732	26	46	GOUGH	2:22.195	2:22.195	0.000
27	10	MORRIS	44.793	64	BLACKER	49.958	49	SHORE	47.912	27	49	SHORE	2:22.470	2:22.524	0.054
28										28	6	THOMPSON		2:19.024	

Weather / Track : Cloudy / Dry

Results can be found at www.tsl-timing.com

Snetterton 300
 Circuit Length = 2.9689 miles
 Start: 09:00 Flag 09:20 End: 09:23

Printed - 09:30 Saturday, 02 October 2021

Petro-Canada Lubricants Porsche Club Championship with Pirelli

QUALIFYING - RACE 1 - STATISTICS

Competitors Started 28
Planned Start 2021-10-02 @ 09:00:00.000
Actual Start 2021-10-02 @ 09:00:14.639
Finish Time 2021-10-02 @ 09:20:17.111
Track Length 2.9689mi.
Total Laps 231
Total Distance Covered 685.8185mi.

Session Fastest Lap History

NO	CL	NAME	LAP TIME	TIME OF DAY	LAP	VEHICLE
23	1	Simon CLARK	2:08.031	09:05:10.301	2	Porsche Cayman S
23	1	Simon CLARK	2:05.626	09:07:15.927	3	Porsche Cayman S
23	1	Simon CLARK	2:05.543	09:09:21.469	4	Porsche Cayman S
2	1	Peter MORRIS	2:04.831	09:09:32.405	4	Porsche 997 C2S

Flag History

TYPE	TIME OF DAY
GREEN	09:00:14.639
FINISH	09:20:17.111

Flag Statistics

TYPE	COUNT	TOTAL LAPS	TOTAL TIME
Green	1	10	23:05.729
Red	0	0	0.000
Safety Car	0	0	0.000
FCY	0	0	0.000

Petro-Canada Lubricants Porsche Club Championship with Pirelli

QUALIFYING - RACE 1 - STATISTICS

CLASS : 1

10 Starters

Fastest Lap History

NO	NAME	LAP TIME	TIME OF DAY	LAP	VEHICLE
23	Simon CLARK	2:08.031	09:05:10.301	2	Porsche Cayman S
23	Simon CLARK	2:05.626	09:07:15.927	3	Porsche Cayman S
23	Simon CLARK	2:05.543	09:09:21.469	4	Porsche Cayman S
2	Peter MORRIS	2:04.831	09:09:32.405	4	Porsche 997 C2S

Weather / Track : Cloudy / Dry

Results can be found at www.tsl-timing.com

Page 2 of 4

Snetterton 300
Circuit Length = 2.9689 miles
Start: 09:00 Flag 09:20 End: 09:23

Printed - 09:31 Saturday, 02 October 2021

Petro-Canada Lubricants Porsche Club Championship with Pirelli

QUALIFYING - RACE 1 - STATISTICS

CLASS : 2

11 Starters

Fastest Lap History

NO	NAME	LAP TIME	TIME OF DAY	LAP	VEHICLE
12	Bill CALEY	2:18.882	09:05:32.236	2	Porsche Boxster S
48	Toby BARLOW	2:13.700	09:05:32.743	2	Porsche Boxster S
48	Toby BARLOW	2:10.292	09:07:43.035	3	Porsche Boxster S
48	Toby BARLOW	2:08.881	09:09:51.917	4	Porsche Boxster S

Weather / Track : Cloudy / Dry

Results can be found at www.tsl-timing.com

Page 3 of 4

Snetterton 300
Circuit Length = 2.9689 miles
Start: 09:00 Flag 09:20 End: 09:23

Printed - 09:31 Saturday, 02 October 2021

Petro-Canada Lubricants Porsche Club Championship with Pirelli

QUALIFYING - RACE 1 - STATISTICS

CLASS : 3

7 Starters

Fastest Lap History

NO	NAME	LAP TIME	TIME OF DAY	LAP	VEHICLE
49	Steven SHORE	2:29.841	09:05:55.165	2	Porsche Boxster S
22	Peter EVANS	2:28.295	09:06:09.396	2	Porsche Boxster S
6	Mike THOMPSON	2:27.998	09:06:10.410	1	Porsche Boxster S
21	Alistair NELSON	2:25.902	09:06:15.596	2	Porsche Boxster S
6	Mike THOMPSON	2:23.860	09:08:34.270	2	Porsche Boxster S
6	Mike THOMPSON	2:21.969	09:10:56.239	3	Porsche Boxster S
21	Alistair NELSON	2:21.506	09:11:01.017	4	Porsche Boxster S
78	Richard FORBER	2:17.826	09:11:07.188	4	Porsche Boxster S
78	Richard FORBER	2:17.436	09:15:43.234	6	Porsche Boxster S

Weather / Track : Cloudy / Dry

Results can be found at www.tsl-timing.com

Page 4 of 4

Snetterton 300
Circuit Length = 2.9689 miles
Start: 09:00 Flag 09:20 End: 09:23

Printed - 09:31 Saturday, 02 October 2021

Petro-Canada Lubricants Porsche Club Championship with Pirelli

RACE 1 - GRID (25 minutes)

ROW 16		31	49	2:22.524 Steven SHORE				
ROW 15	29	22	2:20.273 Peter EVANS		30	46	2:22.195 Matt GOUGH	
ROW 14		27	6	2:19.024 Mike THOMPSON		28	90	2:20.068 Sarah THOMSON
ROW 13	25	78	2:17.436 Richard FORBER		26	21	2:18.466 Alistair NELSON	
ROW 12								
ROW 11	21	10	2:20.833 Julian MORRIS					
ROW 10		19	91	2:19.250 Oli TAPPIN		20	64	2:19.979 Vince BLACKER
ROW 9	17	30	2:14.913 Trevor LEWIS		18	27	2:18.853 Kevin LUDFORD	
ROW 8		15	17	2:11.573 Andy MUGGERIDGE		16	20	2:12.987 John ALEXANDER
ROW 7	13	12	2:10.465 Bill CALEY		14	70	2:10.526 Angus ARCHER	
ROW 6		11	88	2:09.354 Paul SIMPSON		12	25	2:10.097 Matthew KYLE-HENNEY
ROW 5	9	85	2:08.741 Richard BAYSTON		10	48	2:08.881 Toby BARLOW	
ROW 4		7	3	2:07.408 Richard ELLIS		8	33	2:07.740 Kevin MOLYNEAUX
ROW 3	5	9	2:06.091 Chris DYER		6	44	2:06.212 Jake MCALEER	
ROW 2		3	11	2:05.165 James CALEY		4	14	2:05.567 Mark MCALEER
ROW 1	1	2	2:04.831 Peter MORRIS		2	23	2:04.947 Simon CLARK	
			Pole					

Snetterton 300


These results are provisional until the conclusion of any judicial and technical matters.

Circuit Length = 2.9689 miles

Clerk Of Course : Tony Watts	Stewards :	Timekeeper : Nick Palmer
------------------------------	------------	--------------------------

Petro-Canada Lubricants Porsche Club Championship with Pirelli

RACE 5 - GRID (25 minutes)

ROW 16		31	49 2:23.854 Steven SHORE			
ROW 15	29	90 2:23.156 Sarah THOMSON		30	46 2:23.551 Matt GOUGH	
ROW 14		27	22 2:20.648 Peter EVANS		28	21 2:21.019 Alistair NELSON
ROW 13	25	78 2:17.680 Richard FORBER		26	6 2:19.531 Mike THOMPSON	
ROW 12						
ROW 11						
ROW 10		19	64 2:20.502 Vince BLACKER		20	10 2:21.757 Julian MORRIS
ROW 9	17	91 2:19.783 Oli TAPPIN		18	27 2:19.993 Kevin LUDFORD	
ROW 8		15	20 2:13.495 John ALEXANDER		16	30 2:16.623 Trevor LEWIS
ROW 7	13	70 2:11.197 Angus ARCHER		14	17 2:11.638 Andy MUGGERIDGE	
ROW 6		11	85 2:10.664 Richard BAYSTON		12	12 2:10.703 Bill CALEY
ROW 5	9	88 2:10.063 Paul SIMPSON		10	25 2:10.355 Matthew KYLE-HENNEY	
ROW 4		7	33 2:08.156 Kevin MOLYNEAUX		8	3 2:08.182 Richard ELLIS
ROW 3	5	44 2:06.857 Jake MCALEER		6	14 2:07.584 Mark MCALEER	
ROW 2		3	2 2:05.761 Peter MORRIS		4	9 2:06.436 Chris DYER
ROW 1	1	23 2:05.003 Simon CLARK		2	11 2:05.524 James CALEY	
		Pole				
						

Snetterton 300

These results are provisional until the conclusion of any judicial and technical matters.

Circuit Length = 2.9689 miles

Clerk Of Course : Tony Watts	Stewards :	Timekeeper : Nick Palmer
------------------------------	------------	--------------------------

Petro-Canada Lubricants Porsche Club Championship with Pirelli

RACE 1 - CLASSIFICATION

POS	NO	CL	PIC NAME	ENTRY	LAPS	TIME	GAP	DIFF	MPH	BEST	ON
1	2	1	1 Peter MORRIS	Porsche 997 C2S	12	26:33.049			80.51	2:06.835	2
2	9	1	2 Chris DYER	Porsche Cayman S	12	26:35.966	2.917	2.917	80.36	2:07.901	3
3	11	1	3 James CALEY	Porsche 997 C2S	12	26:37.185	4.136	1.219	80.30	2:09.027	8
4	33	1	4 Kevin MOLYNEAUX	Porsche 996 C2	12	26:43.101	10.052	5.916	80.00	2:08.383	2
5	44	1	5 Jake MCALEER	Porsche Cayman S	12	27:04.287	31.238	21.186	78.96	2:08.274	2
6	3	1	6 Richard ELLIS	Porsche 996 C2	12	27:14.854	41.805	10.567	78.45	2:10.571	3
7	88	2	1 Paul SIMPSON	Porsche Boxster S	12	27:58.794	1:25.745	43.940	76.39	2:13.634	8
8	12	2	2 Bill CALEY	Porsche Boxster S	12	28:00.672	1:27.623	1.878	76.31	2:13.125	3
9	25	2	3 Matthew KYLE-HENNEY	Porsche Boxster S	12	28:04.508	1:31.459	3.836	76.13	2:12.897	2
10	17	2	4 Andy MUGGERIDGE	Porsche Boxster S	12	28:04.707	1:31.658	0.199	76.13	2:12.555	3
11	70	2	5 Angus ARCHER	Porsche Boxster S	12	28:19.324	1:46.275	14.617	75.47	2:12.939	2
12	20	1	7 John ALEXANDER	Porsche Cayman S	12	28:42.148	2:09.099	22.824	74.47	2:15.743	2
13	30	2	6 Trevor LEWIS	Porsche Boxster S	12	29:03.303	2:30.254	21.155	73.57	2:17.067	3
14	78	3	1 Richard FORBER	Porsche Boxster S	12	29:03.613	2:30.564	0.310	73.55	2:18.051	3
15	21	3	2 Alistair NELSON	Porsche Boxster S	11	26:36.209	1 Lap	1 Lap	73.65	2:19.268	3
16	27	2	7 Kevin LUDFORD	Porsche Boxster S	11	26:53.827	1 Lap	17.618	72.85	2:18.890	3
17	6	3	3 Mike THOMPSON	Porsche Boxster S	11	26:54.051	1 Lap	0.224	72.84	2:20.314	3
18	91	2	8 Oli TAPPIN	Porsche Boxster S	11	27:00.310	1 Lap	6.259	72.55	2:18.835	3
19	10	2	9 Julian MORRIS	Porsche Boxster S	11	27:17.671	1 Lap	17.361	71.79	2:20.502	3
20	49	3	4 Steven SHORE	Porsche Boxster S	11	27:21.327	1 Lap	3.656	71.63	2:21.897	3
21	64	2	10 Vince BLACKER	Porsche Boxster S	11	27:38.844	1 Lap	17.517	70.87	2:20.624	3
22	46	3	5 Matt GOUGH	Porsche Boxster S	11	28:39.866	1 Lap	1:01.022	68.35	2:25.916	2
23	22	3	6 Peter EVANS	Porsche Boxster S	10	28:07.696	2 Laps	1 Lap	63.32	2:22.793	2
24	14	1	8 Mark MCALEER	Porsche 997 C2S	10	28:36.670	2 Laps	28.974	62.26	2:06.537	2

NOT CLASSIFIED

DNF	85	1	Richard BAYSTON	Porsche 996 C2	11	24:44.967	1 Lap	0.000	79.17	2:11.252	2
DNF	90	3	Sarah THOMSON	Porsche Boxster S	10	25:37.997	2 Laps	1 Lap	69.49	2:21.175	7
NC	23	1	Simon CLARK	Porsche Cayman S	8	28:55.673	4 Laps	2 Laps	49.26	2:08.652	4
DNF	24	2	Carl HAZELTON	Porsche Boxster S	2	5:04.678	10 Laps	6 Laps	70.15	2:21.993	2

FASTEST LAP

14	1	Mark MCALEER	Porsche 997 C2S	2	2:06.537	84.46 mph	135.93 kph
17	2	Andy MUGGERIDGE	Porsche Boxster S	3	2:12.555	80.63 mph	129.76 kph
78	3	Richard FORBER	Porsche Boxster S	3	2:18.051	77.42 mph	124.59 kph

Car 48 - non-starter.

Weather / Track : Rain / Damp

These results are provisional until the conclusion of any judicial and technical matters.

Snetterton 300: 2.9689 miles

Race Distance: 12 Laps / 35.62 miles

Start: 12:19 Flag 12:46 End: 12:49

Clerk Of Course : Tony Watts	Stewards :	Timekeeper : Nick Palmer
------------------------------	------------	--------------------------

Petro-Canada Lubricants Porsche Club Championship with Pirelli

RACE 1 - LAP CHART

LAP 1 @ 12:22:02.536			LAP 2 @ 12:24:09.073			LAP 3 @ 12:26:19.661			LAP 4 @ 12:28:31.596			LAP 5 @ 12:30:45.832		
NO	BEHIND	LAP TIME	NO	BEHIND	LAP TIME	NO	BEHIND	LAP TIME	NO	BEHIND	LAP TIME	NO	BEHIND	LAP TIME
14		2:16.109	14		2:06.537	2		2:08.748	2		2:11.935	9		2:12.743
2	1.542	2:17.651	2	1.840	2:06.835	9	0.971	2:07.901	9	1.493	2:12.457	2	0.166	2:14.402
9	2.139	2:18.248	9	3.658	2:08.056	11	4.445	2:09.424	44	3.652	2:10.753	44	1.313	2:11.897
11	2.321	2:18.430	11	5.609	2:09.825	44	4.834	2:09.416	11	5.730	2:13.220	11	2.579	2:11.085
44	4.269	2:20.378	44	6.006	2:08.274	33	5.539	2:09.576	33	7.305	2:13.701	33	4.271	2:11.202
33	4.705	2:20.814	33	6.551	2:08.383	85	11.313	2:11.648	85	15.387	2:16.009	85	15.678	2:14.527
85	5.538	2:21.647	85	10.253	2:11.252	3	11.966	2:10.571	22	1 Lap	3:49.329 P	3	16.344	2:14.353
88	7.630	2:23.739	3	11.983	2:10.689	88	19.277	2:14.077	3	16.227	2:16.196	88	32.825	2:19.896
3	7.831	2:23.940	88	15.788	2:14.695	70	19.429	2:13.428	88	27.165	2:19.823	25	34.058	2:19.319
70	10.187	2:26.296	70	16.589	2:12.939	25	20.492	2:13.757	25	28.975	2:20.418	12	34.188	2:19.412
25	10.963	2:27.072	25	17.323	2:12.897	17	20.992	2:12.555	12	29.012	2:19.758	17	34.355	2:19.424
12	11.196	2:27.305	12	18.652	2:13.993	12	21.189	2:13.125	17	29.167	2:20.110	70	45.611	2:19.910
17	11.337	2:27.446	17	19.025	2:14.225	20	27.069	2:15.937	20	37.280	2:22.146	20	46.148	2:23.104
20	12.514	2:28.623	20	21.720	2:15.743	78	33.148	2:18.051	70	39.937	2:32.443	22	1 Lap	2:47.323
78	13.633	2:29.742	78	25.685	2:18.589	27	40.570	2:18.890	78	47.729	2:26.516	78	57.335	2:23.842
10	15.464	2:31.573	10	31.548	2:22.621	10	41.462	2:20.502	27	52.254	2:23.619	30	1:02.195	2:21.677
27	16.023	2:32.132	27	32.268	2:22.782	6	42.357	2:20.314	21	53.711	2:22.918	27	1:03.647	2:25.629
6	18.078	2:34.187	6	32.631	2:21.090	21	42.728	2:19.268	30	54.754	2:21.363	21	1:04.096	2:24.621
49	19.850	2:35.959	21	34.048	2:20.158	30	45.326	2:17.067	6	56.146	2:25.724	6	1:08.396	2:26.486
21	20.427	2:36.536	49	35.381	2:22.068	49	46.690	2:21.897	64	59.908	2:24.683	64	1:09.325	2:23.653
64	21.853	2:37.962	64	37.124	2:21.808	64	47.160	2:20.624	49	1:02.776	2:28.021	91	1:10.507	2:21.736
91	23.347	2:39.456	30	38.847	2:19.235	91	47.931	2:18.835	91	1:03.007	2:27.011	14	2 Laps	7:49.349 P
46	24.704	2:40.813	91	39.684	2:22.874	46	1:08.857	2:35.362	10	1:03.430	2:33.903	10	1:14.120	2:24.926
30	26.149	2:42.258	24	42.032	2:21.993	90	1:09.580	2:35.603	46	1:31.700	2:34.778	49	1:17.001	2:28.461
24	26.576	2:42.685	46	44.083	2:25.916				90	1:31.859	2:34.214	23	4 Laps	12:39.884 P
90	26.882	2:42.991	90	44.565	2:24.220							90	1:42.241	2:24.618
22	32.657	2:48.766	22	48.913	2:22.793							46	1:52.899	2:35.435

Weather / Track : Rain / Damp

Snetterton 300

Circuit Length = 2.9689 miles

Start: 12:19 Flag 12:46 End: 12:49

Petro-Canada Lubricants Porsche Club Championship with Pirelli

RACE 1 - LAP CHART

LAP 6 @ 12:32:56.463			LAP 7 @ 12:35:06.427			LAP 8 @ 12:37:15.649			LAP 9 @ 12:39:24.920			LAP 10 @ 12:41:34.625		
NO	BEHIND	LAP TIME	NO	BEHIND	LAP TIME	NO	BEHIND	LAP TIME	NO	BEHIND	LAP TIME	NO	BEHIND	LAP TIME
9		2:10.631	2		2:09.774	2		2:09.222	2		2:09.271	2		2:09.705
2	0.190	2:10.655	9	0.633	2:10.597	9	0.410	2:08.999	9	1.146	2:10.007	9	0.893	2:09.452
44	1.264	2:10.582	44	1.376	2:10.076	44	1.079	2:08.925	44	2.313	2:10.505	11	3.555	2:10.681
11	1.395	2:09.447	11	1.768	2:10.337	11	1.573	2:09.027	11	2.579	2:10.277	33	4.323	2:10.418
33	4.023	2:10.383	33	2.964	2:08.905	33	2.776	2:09.034	33	3.610	2:10.105	44	14.895	2:22.287
85	18.210	2:13.163	46	1 Lap	2:33.997	85	23.873	2:12.013	90	1 Lap	2:24.308	10	1 Lap	2:30.500
3	19.453	2:13.740	85	21.082	2:12.836	3	24.395	2:11.792	22	2 Laps	2:39.584	49	1 Lap	2:26.901
88	40.687	2:18.493	3	21.825	2:12.336	46	1 Lap	2:31.425	85	27.381	2:12.779	85	31.522	2:13.846
12	40.980	2:17.423	88	46.604	2:15.881	88	51.016	2:13.634	3	27.833	2:12.709	3	32.433	2:14.305
25	41.049	2:17.622	17	46.657	2:15.297	12	51.717	2:14.274	46	1 Lap	2:32.413	90	1 Lap	2:33.427
17	41.324	2:17.600	12	46.665	2:15.649	17	51.894	2:14.459	88	56.432	2:14.687	22	2 Laps	2:36.561
70	49.736	2:14.756	25	47.566	2:16.481	25	53.951	2:15.607	17	56.833	2:14.210	88	1:02.629	2:15.902
20	53.027	2:17.510	70	53.526	2:13.754	70	57.995	2:13.691	12	57.723	2:15.277	17	1:03.135	2:16.007
78	1:08.791	2:22.087	20	1:00.729	2:17.666	20	1:08.532	2:17.025	25	1:00.312	2:15.632	12	1:03.637	2:15.619
30	1:10.021	2:18.457	30	1:18.813	2:18.756	30	1:28.826	2:19.235	70	1:02.913	2:14.189	25	1:07.294	2:16.687
27	1:16.420	2:23.404	78	1:19.470	2:20.643	78	1:31.187	2:20.939	20	1:16.981	2:17.720	70	1:10.251	2:17.043
21	1:16.765	2:23.300	27	1:28.081	2:21.625	14	2 Laps	2:11.693	14	2 Laps	2:14.333	46	1 Lap	2:38.795
6	1:21.623	2:23.858	21	1:28.793	2:21.992	21	1:43.159	2:23.588	30	1:40.525	2:20.970	20	1:27.431	2:20.155
22	1 Lap	2:43.747	14	2 Laps	2:14.254	27	1:44.245	2:25.386	78	1:42.786	2:20.870	14	2 Laps	2:16.910
64	1:22.163	2:23.469	6	1:32.549	2:20.890	6	1:44.663	2:21.336	23	4 Laps	2:12.232	30	1:52.701	2:21.881
91	1:22.737	2:22.861	64	1:33.535	2:21.336	64	1:45.543	2:21.230	21	1:55.567	2:21.679	23	4 Laps	2:14.711
14	2 Laps	2:22.602	91	1:34.726	2:21.953	23	4 Laps	2:08.652	6	1:56.821	2:21.429	78	1:57.834	2:24.753
10	1:30.234	2:26.745	23	4 Laps	2:10.099	91	1:46.034	2:20.530	27	1:59.147	2:24.173	21	2:09.705	2:23.843
49	1:35.078	2:28.708	10	1:46.698	2:26.428	10	2:04.159	2:26.683	91	1:59.385	2:22.622			
23	4 Laps	2:16.428	49	1:51.794	2:26.680	49	2:07.947	2:25.375	64	2:00.650	2:24.378			
90	1:54.459	2:22.849	22	1 Lap	2:41.386									
			90	2:05.670	2:21.175									

Weather / Track : Rain / Damp

Snetterton 300

Circuit Length = 2.9689 miles

Start: 12:19 Flag 12:46 End: 12:49

Petro-Canada Lubricants Porsche Club Championship with Pirelli

RACE 1 - LAP CHART

LAP 11 @ 12:43:49.468			LAP 12 @ 12:46:19.476		
NO	BEHIND	LAP TIME	NO	BEHIND	LAP TIME
2		2:14.843	2		2:30.008
9	2.801	2:16.751	9	2.917	2:30.124
11	3.790	2:15.078	21	1 Lap	2:38.306
33	6.169	2:16.689	11	4.136	2:30.354
6	1 Lap	2:34.285	33	10.052	2:33.891
91	1 Lap	2:32.157	27	1 Lap	2:43.404
27	1 Lap	2:32.783	6	1 Lap	2:44.452
44	15.050	2:14.998	91	1 Lap	2:50.275
10	1 Lap	2:25.925	44	31.238	2:46.196
64	1 Lap	2:51.650	3	41.805	2:34.482
49	1 Lap	2:29.044	10	1 Lap	2:47.865
3	37.331	2:19.741	49	1 Lap	2:48.213
85	41.926	2:25.247	64	1 Lap	3:08.051
22	2 Laps	2:42.639	88	1:25.745	2:38.369
88	1:17.384	2:29.598	12	1:27.623	2:39.051
12	1:18.580	2:29.786	25	1:31.459	2:39.872
17	1:18.790	2:30.498	17	1:31.658	2:42.876
25	1:21.595	2:29.144	22	2 Laps	2:55.568
90	1 Lap	3:14.592	70	1:46.275	2:41.146
70	1:35.137	2:39.729	14	2 Laps	2:34.186
46	1 Lap	2:43.571	46	1 Lap	2:47.361
20	1:51.388	2:38.800	20	2:09.099	2:47.719
14	2 Laps	2:30.697	23	4 Laps	2:43.455
23	4 Laps	2:30.212	30	2:30.254	2:45.642
30	2:14.620	2:36.762	78	2:30.564	2:40.598
78	2:19.974	2:36.983			

Weather / Track : Rain / Damp

Results can be found at www.tsl-timing.com

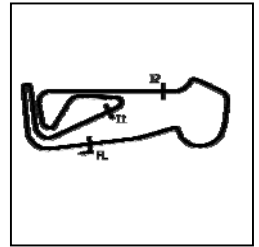
Page 3 of 3

Snetterton 300
 Circuit Length = 2.9689 miles
 Start: 12:19 Flag 12:46 End: 12:49

Printed - 12:53 Saturday, 02 October 2021

Petro-Canada Lubricants Porsche Club Championship with Pirelli

RACE 1 - SECTOR ANALYSIS



SECTOR 1 = FL to I1, SECTOR 2 = I1 to I2, SECTOR 3 = I2 to FL, DIFF = Difference To Personal Best Lap, P = Crossed Finish Line in Pit Lane, D = Time Disallowed

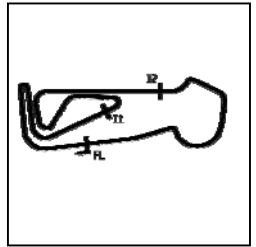
P1		2 1		Peter MORRIS		Porsche 997 C2S	
IDEAL LAP TIME : 2:06.719		BEST LAP TIME : 2:06.835		DIFFERENCE : 0.116			
LAP	SECTOR 1	SECTOR 2	SECTOR 3	LAP TIME	MPH	DIFF	TIME OF DAY
1 -		46.792	44.535	2:17.651	77.64	10.816	12:22:04.078
2 -	39.339	44.945	42.551	2:06.835 (1)	84.26		12:24:10.913
3 -	39.321	44.847	44.580	2:08.748 (2)	83.01	1.913	12:26:19.661
4 -	39.829	45.289	46.817	2:11.935	81.01	5.100	12:28:31.596
5 -	39.872	44.979	49.551	2:14.402	79.52	7.567	12:30:45.998
6 -	40.532	45.478	44.645	2:10.655	81.80	3.820	12:32:56.653
7 -	40.183	45.262	44.329	2:09.774	82.35	2.939	12:35:06.427
8 -	39.648	45.354	44.220	2:09.222 (3)	82.71	2.387	12:37:15.649
9 -	40.220	45.653	43.398	2:09.271	82.67	2.436	12:39:24.920
10 -	40.280	45.478	43.947	2:09.705	82.40	2.870	12:41:34.625
11 -	40.474	46.430	47.939	2:14.843	79.26	8.008	12:43:49.468
12 -	46.788	52.052	51.168	2:30.008	71.25	23.173	12:46:19.476

P2		9 1		Chris DYER		Porsche Cayman S	
IDEAL LAP TIME : 2:07.219		BEST LAP TIME : 2:07.901		DIFFERENCE : 0.682			
LAP	SECTOR 1	SECTOR 2	SECTOR 3	LAP TIME	MPH	DIFF	TIME OF DAY
1 -		45.963	43.419	2:18.248	77.31	10.347	12:22:04.675
2 -	40.674	45.063	42.319	2:08.056 (2)	83.46	0.155	12:24:12.731
3 -	40.059	44.841	43.001	2:07.901 (1)	83.56		12:26:20.632
4 -	40.152	44.921	47.384	2:12.457	80.69	4.556	12:28:33.089
5 -	40.326	44.878	47.539	2:12.743	80.51	4.842	12:30:45.832
6 -	40.582	45.030	45.019	2:10.631	81.81	2.730	12:32:56.463
7 -	40.943	45.472	44.182	2:10.597	81.84	2.696	12:35:07.060
8 -	40.238	45.302	43.459	2:08.999 (3)	82.85	1.098	12:37:16.059
9 -	40.782	46.327	42.898	2:10.007	82.21	2.106	12:39:26.066
10 -	40.701	45.418	43.333	2:09.452	82.56	1.551	12:41:35.518
11 -	41.271	46.303	49.177	2:16.751	78.15	8.850	12:43:52.269
12 -	45.694	53.241	51.189	2:30.124	71.19	22.223	12:46:22.393

P3		11 1		James CALEY		Porsche 997 C2S	
IDEAL LAP TIME : 2:07.457		BEST LAP TIME : 2:09.027		DIFFERENCE : 1.570			
LAP	SECTOR 1	SECTOR 2	SECTOR 3	LAP TIME	MPH	DIFF	TIME OF DAY
1 -		45.985	44.616	2:18.430	77.20	9.403	12:22:04.857
2 -	41.096	46.023	42.706	2:09.825	82.32	0.798	12:24:14.682
3 -	40.360	45.854	43.210	2:09.424 (2)	82.58	0.397	12:26:24.106
4 -	40.989	45.434	46.797	2:13.220	80.22	4.193	12:28:37.326
5 -	40.248	45.327	45.510	2:11.085	81.53	2.058	12:30:48.411
6 -	39.813	44.938	44.696	2:09.447 (3)	82.56	0.420	12:32:57.858
7 -	40.436	45.410	44.491	2:10.337	82.00	1.310	12:35:08.195
8 -	39.848	45.520	43.659	2:09.027 (1)	82.83		12:37:17.222
9 -	40.280	46.645	43.352	2:10.277	82.04	1.250	12:39:27.499
10 -	40.765	46.352	43.564	2:10.681	81.78	1.654	12:41:38.180
11 -	40.104	46.566	48.408	2:15.078	79.12	6.051	12:43:53.258
12 -	45.582	53.551	51.221	2:30.354	71.08	21.327	12:46:23.612

Petro-Canada Lubricants Porsche Club Championship with Pirelli

RACE 1 - SECTOR ANALYSIS



SECTOR 1 = FL to I1, SECTOR 2 = I1 to I2, SECTOR 3 = I2 to FL, DIFF = Difference To Personal Best Lap, P = Crossed Finish Line in Pit Lane, D = Time Disallowed

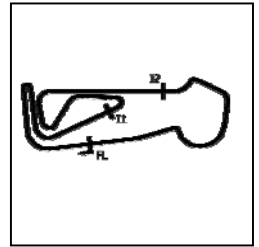
P4		33 1		Kevin MOLYNEAUX		Porsche 996 C2	
IDEAL LAP TIME : 2:08.152		BEST LAP TIME : 2:08.383		DIFFERENCE : 0.231			
LAP	SECTOR 1	SECTOR 2	SECTOR 3	LAP TIME	MPH	DIFF	TIME OF DAY
1 -		48.348	43.098	2:20.814	75.90	12.431	12:22:07.241
2 -	39.948	45.515	42.920	2:08.383 (1)	83.25		12:24:15.624
3 -	40.060	46.015	43.501	2:09.576	82.48	1.193	12:26:25.200
4 -	40.073	45.641	47.987	2:13.701	79.94	5.318	12:28:38.901
5 -	40.397	45.284	45.521	2:11.202	81.46	2.819	12:30:50.103
6 -	40.212	45.558	44.613	2:10.383	81.97	2.000	12:33:00.486
7 -	40.196	45.426	43.283	2:08.905 (2)	82.91	0.522	12:35:09.391
8 -	40.173	45.582	43.279	2:09.034 (3)	82.83	0.651	12:37:18.425
9 -	40.494	46.114	43.497	2:10.105	82.14	1.722	12:39:28.530
10 -	40.881	46.236	43.301	2:10.418	81.95	2.035	12:41:38.948
11 -	41.393	47.371	47.925	2:16.689	78.19	8.306	12:43:55.637
12 -	46.767	54.484	52.640	2:33.891	69.45	25.508	12:46:29.528

P5		44 1		Jake MCALEER		Porsche Cayman S	
IDEAL LAP TIME : 2:07.511		BEST LAP TIME : 2:08.274		DIFFERENCE : 0.763			
LAP	SECTOR 1	SECTOR 2	SECTOR 3	LAP TIME	MPH	DIFF	TIME OF DAY
1 -		47.690	43.052	2:20.378	76.13	12.104	12:22:06.805
2 -	39.814	45.693	42.767	2:08.274 (1)	83.32		12:24:15.079
3 -	40.132	46.018	43.266	2:09.416 (3)	82.58	1.142	12:26:24.495
4 -	40.064	44.944	45.745	2:10.753	81.74	2.479	12:28:35.248
5 -	40.030	45.094	46.773	2:11.897	81.03	3.623	12:30:47.145
6 -	40.240	45.171	45.171	2:10.582	81.84	2.308	12:32:57.727
7 -	40.076	45.668	44.332	2:10.076	82.16	1.802	12:35:07.803
8 -	39.800	45.659	43.466	2:08.925 (2)	82.90	0.651	12:37:16.728
9 -	40.428	46.721	43.356	2:10.505	81.89	2.231	12:39:27.233
10 -	40.597	56.141	45.549	2:22.287	75.11	14.013	12:41:49.520
11 -	41.082	46.743	47.173	2:14.998	79.17	6.724	12:44:04.518
12 -	58.158	53.616	54.422	2:46.196	64.31	37.922	12:46:50.714

P6		3 1		Richard ELLIS		Porsche 996 C2	
IDEAL LAP TIME : 2:10.202		BEST LAP TIME : 2:10.571		DIFFERENCE : 0.369			
LAP	SECTOR 1	SECTOR 2	SECTOR 3	LAP TIME	MPH	DIFF	TIME OF DAY
1 -		49.896	44.587	2:23.940	74.25	13.369	12:22:10.367
2 -	41.073	46.215	43.401	2:10.689 (2)	81.78	0.118	12:24:21.056
3 -	40.803	45.998	43.770	2:10.571 (1)	81.85		12:26:31.627
4 -	40.961	46.978	48.257	2:16.196	78.47	5.625	12:28:47.823
5 -	40.803	46.557	46.993	2:14.353	79.55	3.782	12:31:02.176
6 -	41.100	46.495	46.145	2:13.740	79.91	3.169	12:33:15.916
7 -	41.259	46.676	44.401	2:12.336	80.76	1.765	12:35:28.252
8 -	40.955	46.299	44.538	2:11.792 (3)	81.09	1.221	12:37:40.044
9 -	41.342	46.462	44.905	2:12.709	80.53	2.138	12:39:52.753
10 -	42.018	46.801	45.486	2:14.305	79.58	3.734	12:42:07.058
11 -	42.132	49.309	48.300	2:19.741	76.48	9.170	12:44:26.799
12 -	47.362	54.618	52.502	2:34.482	69.18	23.911	12:47:01.281

Petro-Canada Lubricants Porsche Club Championship with Pirelli

RACE 1 - SECTOR ANALYSIS



SECTOR 1 = FL to I1, SECTOR 2 = I1 to I2, SECTOR 3 = I2 to FL, DIFF = Difference To Personal Best Lap, P = Crossed Finish Line in Pit Lane, D = Time Disallowed

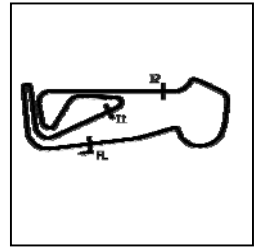
P7 88 2 Paul SIMPSON		Porsche Boxster S					
IDEAL LAP TIME : 2:12.937		BEST LAP TIME : 2:13.634		DIFFERENCE : 0.697			
LAP	SECTOR 1	SECTOR 2	SECTOR 3	LAP TIME	MPH	DIFF	TIME OF DAY
1 -		48.639	44.676	2:23.739	74.35	10.105	12:22:10.166
2 -	42.378	47.253	45.064	2:14.695	79.35	1.061	12:24:24.861
3 -	41.515	47.260	45.302	2:14.077 (2)	79.71	0.443	12:26:38.938
4 -	42.038	47.530	50.255	2:19.823	76.44	6.189	12:28:58.761
5 -	42.707	47.234	49.955	2:19.896	76.40	6.262	12:31:18.657
6 -	42.300	47.170	49.023	2:18.493	77.17	4.859	12:33:37.150
7 -	41.547	46.746	47.588	2:15.881	78.65	2.247	12:35:53.031
8 -	41.917	46.900	44.817	2:13.634 (1)	79.98		12:38:06.665
9 -	42.200	47.454	45.033	2:14.687 (3)	79.35	1.053	12:40:21.352
10 -	42.044	47.488	46.370	2:15.902	78.64	2.268	12:42:37.254
11 -	43.876	52.713	53.009	2:29.598	71.44	15.964	12:45:06.852
12 -	48.181	55.778	54.410	2:38.369	67.48	24.735	12:47:45.221

P8 12 2 Bill CALEY		Porsche Boxster S					
IDEAL LAP TIME : 2:11.972		BEST LAP TIME : 2:13.125		DIFFERENCE : 1.153			
LAP	SECTOR 1	SECTOR 2	SECTOR 3	LAP TIME	MPH	DIFF	TIME OF DAY
1 -		49.346	46.975	2:27.305	72.55	14.180	12:22:13.732
2 -	42.705	47.178	44.110	2:13.993 (2)	79.76	0.868	12:24:27.725
3 -	41.272	46.690	45.163	2:13.125 (1)	80.28		12:26:40.850
4 -	41.892	46.590	51.276	2:19.758	76.47	6.633	12:29:00.608
5 -	42.288	46.872	50.252	2:19.412	76.66	6.287	12:31:20.020
6 -	41.947	46.975	48.501	2:17.423	77.77	4.298	12:33:37.443
7 -	41.916	46.859	46.874	2:15.649	78.79	2.524	12:35:53.092
8 -	42.389	47.098	44.787	2:14.274 (3)	79.59	1.149	12:38:07.366
9 -	41.835	48.189	45.253	2:15.277	79.00	2.152	12:40:22.643
10 -	41.905	47.500	46.214	2:15.619	78.80	2.494	12:42:38.262
11 -	44.032	53.251	52.503	2:29.786	71.35	16.661	12:45:08.048
12 -	48.241	56.066	54.744	2:39.051	67.19	25.926	12:47:47.099

P9 25 2 Matthew KYLE-HENNEY		Porsche Boxster S					
IDEAL LAP TIME : 2:11.853		BEST LAP TIME : 2:12.897		DIFFERENCE : 1.044			
LAP	SECTOR 1	SECTOR 2	SECTOR 3	LAP TIME	MPH	DIFF	TIME OF DAY
1 -		48.264	46.490	2:27.072	72.67	14.175	12:22:13.499
2 -	42.212	46.718	43.967	2:12.897 (1)	80.42		12:24:26.396
3 -	41.615	46.417	45.725	2:13.757 (2)	79.90	0.860	12:26:40.153
4 -	41.469	47.150	51.799	2:20.418	76.11	7.521	12:29:00.571
5 -	42.761	47.072	49.486	2:19.319	76.71	6.422	12:31:19.890
6 -	42.309	46.733	48.580	2:17.622	77.66	4.725	12:33:37.512
7 -	42.501	48.203	45.777	2:16.481	78.31	3.584	12:35:53.993
8 -	43.059	47.448	45.100	2:15.607 (3)	78.81	2.710	12:38:09.600
9 -	42.610	47.402	45.620	2:15.632	78.80	2.735	12:40:25.232
10 -	42.626	47.869	46.192	2:16.687	78.19	3.790	12:42:41.919
11 -	44.344	52.532	52.268	2:29.144	71.66	16.247	12:45:11.063
12 -	49.669	56.086	54.117	2:39.872	66.85	26.975	12:47:50.935

Petro-Canada Lubricants Porsche Club Championship with Pirelli

RACE 1 - SECTOR ANALYSIS



SECTOR 1 = FL to I1, SECTOR 2 = I1 to I2, SECTOR 3 = I2 to FL, DIFF = Difference To Personal Best Lap, P = Crossed Finish Line in Pit Lane, D = Time Disallowed

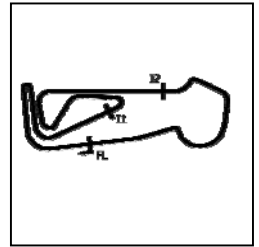
P10 17 2		Andy MUGGERIDGE		Porsche Boxster S			
IDEAL LAP TIME : 2:12.414		BEST LAP TIME : 2:12.555		DIFFERENCE : 0.141			
LAP	SECTOR 1	SECTOR 2	SECTOR 3	LAP TIME	MPH	DIFF	TIME OF DAY
1 -		48.056	46.478	2:27.446	72.48	14.891	12:22:13.873
2 -	42.688	47.252	44.285	2:14.225 (3)	79.62	1.670	12:24:28.098
3 -	41.678	46.837	44.040	2:12.555 (1)	80.63		12:26:40.653
4 -	42.494	46.696	50.920	2:20.110	76.28	7.555	12:29:00.763
5 -	43.326	47.014	49.084	2:19.424	76.65	6.869	12:31:20.187
6 -	42.647	46.969	47.984	2:17.600	77.67	5.045	12:33:37.787
7 -	42.660	47.171	45.466	2:15.297	78.99	2.742	12:35:53.084
8 -	42.666	46.969	44.824	2:14.459	79.48	1.904	12:38:07.543
9 -	42.060	47.479	44.671	2:14.210 (2)	79.63	1.655	12:40:21.753
10 -	42.429	47.509	46.069	2:16.007	78.58	3.452	12:42:37.760
11 -	43.829	54.900	51.769	2:30.498	71.01	17.943	12:45:08.258
12 -	51.869	56.812	54.195	2:42.876	65.62	30.321	12:47:51.134

P11 70 2		Angus ARCHER		Porsche Boxster S			
IDEAL LAP TIME : 2:12.644		BEST LAP TIME : 2:12.939		DIFFERENCE : 0.295			
LAP	SECTOR 1	SECTOR 2	SECTOR 3	LAP TIME	MPH	DIFF	TIME OF DAY
1 -		48.380	45.966	2:26.296	73.05	13.357	12:22:12.723
2 -	41.706	46.725	44.508	2:12.939 (1)	80.39		12:24:25.662
3 -	41.515	46.803	45.110	2:13.428 (2)	80.10	0.489	12:26:39.090
4 -	42.253	47.192	1:02.998	2:32.443	70.11	19.504	12:29:11.533
5 -	42.603	47.367	49.940	2:19.910	76.39	6.971	12:31:31.443
6 -	41.753	47.106	45.897	2:14.756	79.31	1.817	12:33:46.199
7 -	41.642	46.743	45.369	2:13.754	79.90	0.815	12:35:59.953
8 -	41.708	47.023	44.960	2:13.691 (3)	79.94	0.752	12:38:13.644
9 -	42.445	47.340	44.404	2:14.189	79.64	1.250	12:40:27.833
10 -	42.133	47.711	47.199	2:17.043	77.99	4.104	12:42:44.876
11 -	44.717	1:01.818	53.194	2:39.729	66.91	26.790	12:45:24.605
12 -	49.901	57.086	54.159	2:41.146	66.32	28.207	12:48:05.751

P12 20 1		John ALEXANDER		Porsche Cayman S			
IDEAL LAP TIME : 2:15.203		BEST LAP TIME : 2:15.743		DIFFERENCE : 0.540			
LAP	SECTOR 1	SECTOR 2	SECTOR 3	LAP TIME	MPH	DIFF	TIME OF DAY
1 -		48.318	46.776	2:28.623	71.91	12.880	12:22:15.050
2 -	42.736	47.295	45.712	2:15.743 (1)	78.73		12:24:30.793
3 -	42.196	47.693	46.048	2:15.937 (2)	78.62	0.194	12:26:46.730
4 -	43.672	47.334	51.140	2:22.146	75.19	6.403	12:29:08.876
5 -	44.365	47.434	51.305	2:23.104	74.68	7.361	12:31:31.980
6 -	42.613	47.890	47.007	2:17.510	77.72	1.767	12:33:49.490
7 -	43.076	47.582	47.008	2:17.666	77.63	1.923	12:36:07.156
8 -	42.861	47.296	46.868	2:17.025 (3)	78.00	1.282	12:38:24.181
9 -	42.752	48.269	46.699	2:17.720	77.60	1.977	12:40:41.901
10 -	43.710	48.487	47.958	2:20.155	76.25	4.412	12:43:02.056
11 -	47.693	54.827	56.280	2:38.800	67.30	23.057	12:45:40.856
12 -	52.331	57.516	57.872	2:47.719	63.72	31.976	12:48:28.575

Petro-Canada Lubricants Porsche Club Championship with Pirelli

RACE 1 - SECTOR ANALYSIS



SECTOR 1 = FL to I1, SECTOR 2 = I1 to I2, SECTOR 3 = I2 to FL, DIFF = Difference To Personal Best Lap, P = Crossed Finish Line in Pit Lane, D = Time Disallowed

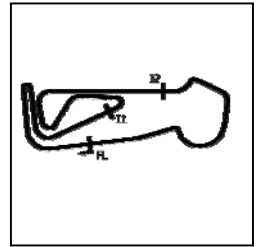
P13 30 2		Trevor LEWIS		Porsche Boxster S			
IDEAL LAP TIME : 2:16.193		BEST LAP TIME : 2:17.067		DIFFERENCE : 0.874			
LAP	SECTOR 1	SECTOR 2	SECTOR 3	LAP TIME	MPH	DIFF	TIME OF DAY
1 -		50.293	48.793	2:42.258	65.87	25.191	12:22:28.685
2 -	43.131	47.852	48.252	2:19.235	76.76	2.168	12:24:47.920
3 -	43.010	47.903	46.154	2:17.067 (1)	77.97		12:27:04.987
4 -	42.648	47.391	51.324	2:21.363	75.60	4.296	12:29:26.350
5 -	43.329	48.240	50.108	2:21.677	75.43	4.610	12:31:48.027
6 -	42.814	48.228	47.415	2:18.457 (2)	77.19	1.390	12:34:06.484
7 -	42.821	48.415	47.520	2:18.756 (3)	77.02	1.689	12:36:25.240
8 -	43.797	48.697	46.741	2:19.235	76.76	2.168	12:38:44.475
9 -	43.627	49.881	47.462	2:20.970	75.81	3.903	12:41:05.445
10 -	43.456	49.123	49.302	2:21.881	75.33	4.814	12:43:27.326
11 -	47.889	55.292	53.581	2:36.762	68.18	19.695	12:46:04.088
12 -	48.859	1:01.468	55.315	2:45.642	64.52	28.575	12:48:49.730

P14 78 3		Richard FORBER		Porsche Boxster S			
IDEAL LAP TIME : 2:17.875		BEST LAP TIME : 2:18.051		DIFFERENCE : 0.176			
LAP	SECTOR 1	SECTOR 2	SECTOR 3	LAP TIME	MPH	DIFF	TIME OF DAY
1 -		49.276	46.276	2:29.742	71.37	11.691	12:22:16.169
2 -	43.590	49.025	45.974	2:18.589 (2)	77.12	0.538	12:24:34.758
3 -	43.141	48.760	46.150	2:18.051 (1)	77.42		12:26:52.809
4 -	44.775	49.366	52.375	2:26.516	72.94	8.465	12:29:19.325
5 -	44.645	49.530	49.667	2:23.842	74.30	5.791	12:31:43.167
6 -	43.701	49.638	48.748	2:22.087	75.22	4.036	12:34:05.254
7 -	43.792	49.247	47.604	2:20.643 (3)	75.99	2.592	12:36:25.897
8 -	43.888	49.431	47.620	2:20.939	75.83	2.888	12:38:46.836
9 -	44.012	49.576	47.282	2:20.870	75.87	2.819	12:41:07.706
10 -	44.358	50.582	49.813	2:24.753	73.83	6.702	12:43:32.459
11 -	47.722	55.138	54.123	2:36.983	68.08	18.932	12:46:09.442
12 -	49.703	56.510	54.385	2:40.598	66.55	22.547	12:48:50.040

P15 21 3		Alistair NELSON		Porsche Boxster S			
IDEAL LAP TIME : 2:18.630		BEST LAP TIME : 2:19.268		DIFFERENCE : 0.638			
LAP	SECTOR 1	SECTOR 2	SECTOR 3	LAP TIME	MPH	DIFF	TIME OF DAY
1 -		51.236	46.803	2:36.536	68.27	17.268	12:22:22.963
2 -	43.835	49.300	47.023	2:20.158 (2)	76.25	0.890	12:24:43.121
3 -	43.687	48.140	47.441	2:19.268 (1)	76.74		12:27:02.389
4 -	43.725	48.237	50.956	2:22.918	74.78	3.650	12:29:25.307
5 -	43.917	49.372	51.332	2:24.621	73.90	5.353	12:31:49.928
6 -	44.342	49.095	49.863	2:23.300	74.58	4.032	12:34:13.228
7 -	44.699	48.804	48.489	2:21.992	75.27	2.724	12:36:35.220
8 -	45.012	50.532	48.044	2:23.588	74.43	4.320	12:38:58.808
9 -	44.357	49.506	47.816	2:21.679 (3)	75.43	2.411	12:41:20.487
10 -	44.624	49.631	49.588	2:23.843	74.30	4.575	12:43:44.330
11 -	49.516	54.704	54.086	2:38.306	67.51	19.038	12:46:22.636

Petro-Canada Lubricants Porsche Club Championship with Pirelli

RACE 1 - SECTOR ANALYSIS



SECTOR 1 = FL to I1, SECTOR 2 = I1 to I2, SECTOR 3 = I2 to FL, DIFF = Difference To Personal Best Lap, P = Crossed Finish Line in Pit Lane, D = Time Disallowed

P16 27 2		Kevin LUDFORD		Porsche Boxster S			
IDEAL LAP TIME : 2:18.536		BEST LAP TIME : 2:18.890		DIFFERENCE : 0.354			
LAP	SECTOR 1	SECTOR 2	SECTOR 3	LAP TIME	MPH	DIFF	TIME OF DAY
1 -		50.015	46.945	2:32.132	70.25	13.242	12:22:18.559
2 -	44.233	50.166	48.383	2:22.782 (3)	74.85	3.892	12:24:41.341
3 -	43.232	48.758	46.900	2:18.890 (1)	76.95		12:27:00.231
4 -	43.709	48.404	51.506	2:23.619	74.41	4.729	12:29:23.850
5 -	44.761	49.074	51.794	2:25.629	73.39	6.739	12:31:49.479
6 -	44.417	49.243	49.744	2:23.404	74.53	4.514	12:34:12.883
7 -	44.494	48.858	48.273	2:21.625 (2)	75.46	2.735	12:36:34.508
8 -	45.332	50.945	49.109	2:25.386	73.51	6.496	12:38:59.894
9 -	45.002	50.353	48.818	2:24.173	74.13	5.283	12:41:24.067
10 -	45.893	51.497	55.393	2:32.783	69.95	13.893	12:43:56.850
11 -	52.321	56.708	54.375	2:43.404	65.40	24.514	12:46:40.254

P17 6 3		Mike THOMPSON		Porsche Boxster S			
IDEAL LAP TIME : 2:19.399		BEST LAP TIME : 2:20.314		DIFFERENCE : 0.915			
LAP	SECTOR 1	SECTOR 2	SECTOR 3	LAP TIME	MPH	DIFF	TIME OF DAY
1 -		50.400	47.572	2:34.187	69.31	13.873	12:22:20.614
2 -	43.770	49.040	48.280	2:21.090 (3)	75.75	0.776	12:24:41.704
3 -	43.905	49.014	47.395	2:20.314 (1)	76.17		12:27:02.018
4 -	43.595	48.609	53.520	2:25.724	73.34	5.410	12:29:27.742
5 -	44.153	50.773	51.560	2:26.486	72.96	6.172	12:31:54.228
6 -	44.161	49.079	50.618	2:23.858	74.29	3.544	12:34:18.086
7 -	43.717	49.306	47.867	2:20.890 (2)	75.86	0.576	12:36:38.976
8 -	43.620	49.590	48.126	2:21.336	75.62	1.022	12:39:00.312
9 -	44.779	49.455	47.195	2:21.429	75.57	1.115	12:41:21.741
10 -	44.103	54.701	55.481	2:34.285	69.27	13.971	12:43:56.026
11 -	50.039	57.122	57.291	2:44.452	64.99	24.138	12:46:40.478

P18 91 2		Oli TAPPIN		Porsche Boxster S			
IDEAL LAP TIME : 2:18.835		BEST LAP TIME : 2:18.835		DIFFERENCE : 0.000			
LAP	SECTOR 1	SECTOR 2	SECTOR 3	LAP TIME	MPH	DIFF	TIME OF DAY
1 -		52.106	49.027	2:39.456	67.02	20.621	12:22:25.883
2 -	43.827	49.458	49.589	2:22.874	74.80	4.039	12:24:48.757
3 -	43.100	48.568	47.167	2:18.835 (1)	76.98		12:27:07.592
4 -	43.649	49.544	53.818	2:27.011	72.70	8.176	12:29:34.603
5 -	43.330	49.567	48.839	2:21.736 (3)	75.40	2.901	12:31:56.339
6 -	44.763	49.811	48.287	2:22.861	74.81	4.026	12:34:19.200
7 -	44.440	49.899	47.614	2:21.953	75.29	3.118	12:36:41.153
8 -	43.501	49.450	47.579	2:20.530 (2)	76.05	1.695	12:39:01.683
9 -	45.329	49.132	48.161	2:22.622	74.93	3.787	12:41:24.305
10 -	44.466	51.125	56.566	2:32.157	70.24	13.322	12:43:56.462
11 -	53.522	59.032	57.721	2:50.275	62.76	31.440	12:46:46.737

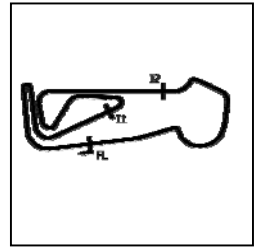
P19 10 2		Julian MORRIS		Porsche Boxster S			
IDEAL LAP TIME : 2:19.492		BEST LAP TIME : 2:20.502		DIFFERENCE : 1.010			
LAP	SECTOR 1	SECTOR 2	SECTOR 3	LAP TIME	MPH	DIFF	TIME OF DAY
1 -		49.510	47.304	2:31.573	70.51	11.071	12:22:18.000
2 -	43.965	50.182	48.474	2:22.621 (2)	74.94	2.119	12:24:40.621
3 -	44.717	48.420	47.365	2:20.502 (1)	76.07		12:27:01.123
4 -	44.129	48.223	1:01.551	2:33.903	69.44	13.401	12:29:35.026
5 -	45.526	49.212	50.188	2:24.926 (3)	73.74	4.424	12:31:59.952
6 -	45.727	49.779	51.239	2:26.745	72.83	6.243	12:34:26.697
7 -	45.951	50.153	50.324	2:26.428	72.99	5.926	12:36:53.125
8 -	45.930	49.786	50.967	2:26.683	72.86	6.181	12:39:19.808
9 -	45.693	55.532	49.275	2:30.500	71.01	9.998	12:41:50.308
10 -	44.503	50.429	50.993	2:25.925	73.24	5.423	12:44:16.233
11 -	51.233	57.796	58.836	2:47.865	63.67	27.363	12:47:04.098

Weather / Track : Rain / Damp

Snetterton 300
Circuit Length = 2.9689 miles
Start: 12:19 Flag 12:46 End: 12:49

Petro-Canada Lubricants Porsche Club Championship with Pirelli

RACE 1 - SECTOR ANALYSIS



SECTOR 1 = FL to I1, SECTOR 2 = I1 to I2, SECTOR 3 = I2 to FL, DIFF = Difference To Personal Best Lap, P = Crossed Finish Line in Pit Lane, D = Time Disallowed

P20 49 3		Steven SHORE		Porsche Boxster S			
IDEAL LAP TIME : 2:21.063		BEST LAP TIME : 2:21.897		DIFFERENCE : 0.834			
LAP	SECTOR 1	SECTOR 2	SECTOR 3	LAP TIME	MPH	DIFF	TIME OF DAY
1 -		50.800	47.719	2:35.959	68.53	14.062	12:22:22.386
2 -	44.021	49.834	48.213	2:22.068 (2)	75.23	0.171	12:24:44.454
3 -	44.179	49.422	48.296	2:21.897 (1)	75.32		12:27:06.351
4 -	43.922	50.143	53.956	2:28.021	72.20	6.124	12:29:34.372
5 -	45.525	49.849	53.087	2:28.461	71.99	6.564	12:32:02.833
6 -	46.766	50.403	51.539	2:28.708	71.87	6.811	12:34:31.541
7 -	45.450	50.461	50.769	2:26.680	72.86	4.783	12:36:58.221
8 -	45.246	50.127	50.002	2:25.375 (3)	73.52	3.478	12:39:23.596
9 -	46.814	50.320	49.767	2:26.901	72.75	5.004	12:41:50.497
10 -	45.723	50.971	52.350	2:29.044	71.71	7.147	12:44:19.541
11 -	52.621	58.460	57.132	2:48.213	63.53	26.316	12:47:07.754

P21 64 2		Vince BLACKER		Porsche Boxster S			
IDEAL LAP TIME : 2:19.207		BEST LAP TIME : 2:20.624		DIFFERENCE : 1.417			
LAP	SECTOR 1	SECTOR 2	SECTOR 3	LAP TIME	MPH	DIFF	TIME OF DAY
1 -		52.602	48.071	2:37.962	67.66	17.338	12:22:24.389
2 -	44.476	50.264	47.068	2:21.808	75.37	1.184	12:24:46.197
3 -	43.099	50.362	47.163	2:20.624 (1)	76.00		12:27:06.821
4 -	44.187	49.844	50.652	2:24.683	73.87	4.059	12:29:31.504
5 -	44.501	49.140	50.012	2:23.653	74.40	3.029	12:31:55.157
6 -	44.374	50.870	48.225	2:23.469	74.49	2.845	12:34:18.626
7 -	43.954	49.040	48.342	2:21.336 (3)	75.62	0.712	12:36:39.962
8 -	43.361	49.646	48.223	2:21.230 (2)	75.67	0.606	12:39:01.192
9 -	45.173	50.000	49.205	2:24.378	74.02	3.754	12:41:25.570
10 -	45.048	51.052	1:15.550	2:51.650	62.26	31.026	12:44:17.220
11 -	1:12.507	58.667	56.877	3:08.051	56.83	47.427	12:47:25.271

P22 46 3		Matt GOUGH		Porsche Boxster S			
IDEAL LAP TIME : 2:24.899		BEST LAP TIME : 2:25.916		DIFFERENCE : 1.017			
LAP	SECTOR 1	SECTOR 2	SECTOR 3	LAP TIME	MPH	DIFF	TIME OF DAY
1 -		52.987	48.784	2:40.813	66.46	14.897	12:22:27.240
2 -	45.577	50.538	49.801	2:25.916 (1)	73.24		12:24:53.156
3 -	45.594	50.644	59.124	2:35.362	68.79	9.446	12:27:28.518
4 -	45.630	51.199	57.949	2:34.778	69.05	8.862	12:30:03.296
5 -	46.788	52.371	56.276	2:35.435	68.76	9.519	12:32:38.731
6 -	46.437	52.712	54.848	2:33.997	69.40	8.081	12:35:12.728
7 -	46.501	52.312	52.612	2:31.425 (2)	70.58	5.509	12:37:44.153
8 -	47.173	52.988	52.252	2:32.413 (3)	70.12	6.497	12:40:16.566
9 -	51.228	55.368	52.199	2:38.795	67.30	12.879	12:42:55.361
10 -	48.797	58.467	56.307	2:43.571	65.34	17.655	12:45:38.932
11 -	51.760	58.392	57.209	2:47.361	63.86	21.445	12:48:26.293

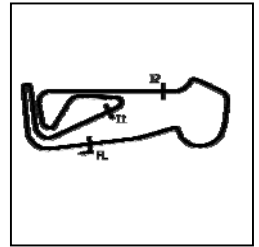
P23 22 3		Peter EVANS		Porsche Boxster S			
IDEAL LAP TIME : 2:21.592		BEST LAP TIME : 2:22.793		DIFFERENCE : 1.201			
LAP	SECTOR 1	SECTOR 2	SECTOR 3	LAP TIME	MPH	DIFF	TIME OF DAY
1 -		1:02.569	48.895	2:48.766	63.33	25.973	12:22:35.193
2 -	44.847	50.001	47.945	2:22.793 (1)	74.85		12:24:57.986
3 -	44.192	49.455	IN PIT	3:49.329 P	46.60	1:26.536	12:28:47.315
4 -	OUTLAP	54.550	1:00.359	2:47.323	63.87	24.530	12:31:34.638
5 -	49.526	57.202	57.019	2:43.747	65.27	20.954	12:34:18.385
6 -	50.553	55.988	54.845	2:41.386	66.22	18.593	12:36:59.771
7 -	48.890	57.390	53.304	2:39.584 (3)	66.97	16.791	12:39:39.355
8 -	48.510	54.829	53.222	2:36.561 (2)	68.26	13.768	12:42:15.916
9 -	49.186	56.968	56.485	2:42.639	65.71	19.846	12:44:58.555
10 -	52.904	1:01.961	1:00.703	2:55.568	60.87	32.775	12:47:54.123

Weather / Track : Rain / Damp

Snetterton 300
Circuit Length = 2.9689 miles
Start: 12:19 Flag 12:46 End: 12:49

Petro-Canada Lubricants Porsche Club Championship with Pirelli

RACE 1 - SECTOR ANALYSIS



SECTOR 1 = FL to I1, SECTOR 2 = I1 to I2, SECTOR 3 = I2 to FL, DIFF = Difference To Personal Best Lap, P = Crossed Finish Line in Pit Lane, D = Time Disallowed

P24 14 1		Mark MCALEER		Porsche 997 C2S			
IDEAL LAP TIME : 2:06.297		BEST LAP TIME : 2:06.537		DIFFERENCE : 0.240			
LAP	SECTOR 1	SECTOR 2	SECTOR 3	LAP TIME	MPH	DIFF	TIME OF DAY
1 -		46.158	42.994	2:16.109	78.52	9.572	12:22:02.536
2 -	39.403	44.796	42.338	2:06.537 (1)	84.46		12:24:09.073
3 -	39.191	44.768	IN PIT	7:49.349	P 22.77	5:42.812	12:31:58.422
4 -	OUTLAP	47.653	44.925	2:22.602	74.95	16.065	12:34:21.024
5 -	43.223	46.683	44.348	2:14.254	(3) 79.61	7.717	12:36:35.278
6 -	41.504	46.031	44.158	2:11.693	(2) 81.15	5.156	12:38:46.971
7 -	41.755	47.438	45.140	2:14.333	79.56	7.796	12:41:01.304
8 -	41.990	47.499	47.421	2:16.910	78.06	10.373	12:43:18.214
9 -	45.949	52.571	52.177	2:30.697	70.92	24.160	12:45:48.911
10 -	48.424	53.129	52.633	2:34.186	69.31	27.649	12:48:23.097

P25 85 1		Richard BAYSTON		Porsche 996 C2			
IDEAL LAP TIME : 2:10.503		BEST LAP TIME : 2:11.252		DIFFERENCE : 0.749			
LAP	SECTOR 1	SECTOR 2	SECTOR 3	LAP TIME	MPH	DIFF	TIME OF DAY
1 -		47.974	43.718	2:21.647	75.45	10.395	12:22:08.074
2 -	40.786	46.403	44.063	2:11.252 (1)	81.43		12:24:19.326
3 -	41.220	45.999	44.429	2:11.648	(2) 81.18	0.396	12:26:30.974
4 -	41.356	47.012	47.641	2:16.009	78.58	4.757	12:28:46.983
5 -	41.457	46.438	46.632	2:14.527	79.44	3.275	12:31:01.510
6 -	41.440	46.472	45.251	2:13.163	80.26	1.911	12:33:14.673
7 -	41.364	46.811	44.661	2:12.836	80.46	1.584	12:35:27.509
8 -	41.300	46.190	44.523	2:12.013	(3) 80.96	0.761	12:37:39.522
9 -	41.549	46.533	44.697	2:12.779	80.49	1.527	12:39:52.301
10 -	41.818	46.836	45.192	2:13.846	79.85	2.594	12:42:06.147
11 -	42.816	49.282	53.149	2:25.247	73.58	13.995	12:44:31.394

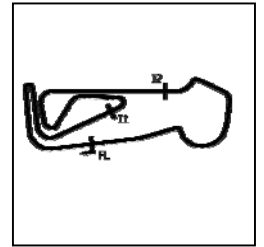
P26 90 3		Sarah THOMSON		Porsche Boxster S			
IDEAL LAP TIME : 2:20.685		BEST LAP TIME : 2:21.175		DIFFERENCE : 0.490			
LAP	SECTOR 1	SECTOR 2	SECTOR 3	LAP TIME	MPH	DIFF	TIME OF DAY
1 -		52.758	50.608	2:42.991	65.57	21.816	12:22:29.418
2 -	45.465	50.908	47.847	2:24.220	(3) 74.10	3.045	12:24:53.638
3 -	44.381	51.069	1:00.153	2:35.603	68.68	14.428	12:27:29.241
4 -	45.522	50.678	58.014	2:34.214	69.30	13.039	12:30:03.455
5 -	45.068	49.915	49.635	2:24.618	73.90	3.443	12:32:28.073
6 -	43.616	50.351	48.882	2:22.849	(2) 74.82	1.674	12:34:50.922
7 -	44.106	49.260	47.809	2:21.175 (1)	75.70		12:37:12.097
8 -	44.016	51.021	49.271	2:24.308	74.06	3.133	12:39:36.405
9 -	52.979	51.719	48.729	2:33.427	69.66	12.252	12:42:09.832
10 -	44.609	1:13.719	1:16.264	3:14.592	54.92	53.417	12:45:24.424

P27 23 1		Simon CLARK		Porsche Cayman S			
IDEAL LAP TIME : 2:08.652		BEST LAP TIME : 2:08.652		DIFFERENCE : 0.000			
LAP	SECTOR 1	SECTOR 2	SECTOR 3	LAP TIME	MPH	DIFF	TIME OF DAY
1 -		52.425	IN PIT	12:39.884	P 14.06	10:31.232	12:32:26.311
2 -	OUTLAP	47.564	43.527	2:16.428	78.34	7.776	12:34:42.739
3 -	40.419	45.755	43.925	2:10.099	(2) 82.15	1.447	12:36:52.838
4 -	40.045	45.238	43.369	2:08.652 (1)	83.07		12:39:01.490
5 -	42.113	46.416	43.703	2:12.232	(3) 80.82	3.580	12:41:13.722
6 -	41.245	46.962	46.504	2:14.711	79.34	6.059	12:43:28.433
7 -	46.429	53.188	50.595	2:30.212	71.15	21.560	12:45:58.645
8 -	57.369	54.150	51.936	2:43.455	65.38	34.803	12:48:42.100

Weather / Track : Rain / Damp

Petro-Canada Lubricants Porsche Club Championship with Pirelli

RACE 1 - SECTOR ANALYSIS



SECTOR 1 = FL to I1, SECTOR 2 = I1 to I2, SECTOR 3 = I2 to FL, DIFF = Difference To Personal Best Lap, P = Crossed Finish Line in Pit Lane, D = Time Disallowed

P28 24 2		Carl HAZELTON		Porsche Boxster S			
IDEAL LAP TIME : 2:21.074		BEST LAP TIME : 2:21.993		DIFFERENCE : 0.919			
LAP	SECTOR 1	SECTOR 2	SECTOR 3	LAP TIME	MPH	DIFF	TIME OF DAY
1 -		51.775	49.951	2:42.685 (2)	65.69	20.692	12:22:29.112
2 -	44.248	50.054	47.691	2:21.993 (1)	75.27		12:24:51.105

Petro-Canada Lubricants Porsche Club Championship with Pirelli

RACE 1 - BEST SECTORS

SECTOR 1			SECTOR 2			SECTOR 3			IDEAL / BEST COMPARISON						
POS	NO	NAME	TIME	NO	NAME	TIME	NO	NAME	TIME	POS	NO	NAME	IDEAL	BEST	DIFF
													PERFECT LAP	2:06.278	
1	14	MCAL EER	39.191	14	MCAL EER	44.768	9	DYER	42.319	1	14	MCAL EER	2:06.297	2:06.537	0.240
2	2	MORRIS	39.321	9	DYER	44.841	14	MCAL EER	42.338	2	2	MORRIS	2:06.719	2:06.835	0.116
3	44	MCAL EER	39.800	2	MORRIS	44.847	2	MORRIS	42.551	3	9	DYER	2:07.219	2:07.901	0.682
4	11	CALEY	39.813	11	CALEY	44.938	11	CALEY	42.706	4	11	CALEY	2:07.457	2:09.027	1.570
5	33	MOLYNEAUX	39.948	44	MCAL EER	44.944	44	MCAL EER	42.767	5	44	MCAL EER	2:07.511	2:08.274	0.763
6	23	CLARK	40.045	23	CLARK	45.238	33	MOLYNEAUX	42.920	6	33	MOLYNEAUX	2:08.152	2:08.383	0.231
7	9	DYER	40.059	33	MOLYNEAUX	45.284	23	CLARK	43.369	7	23	CLARK	2:08.652	2:08.652	0.000
8	85	BAYSTON	40.786	3	ELLIS	45.998	3	ELLIS	43.401	8	3	ELLIS	2:10.202	2:10.571	0.369
9	3	ELLIS	40.803	85	BAYSTON	45.999	85	BAYSTON	43.718	9	85	BAYSTON	2:10.503	2:11.252	0.749
10	12	CALEY	41.272	25	KYLE-HENNEY	46.417	25	KYLE-HENNEY	43.967	10	25	KYLE-HENNEY	2:11.853	2:12.897	1.044
11	25	KYLE-HENNEY	41.469	12	CALEY	46.590	17	MUGGERIDGE	44.040	11	12	CALEY	2:11.972	2:13.125	1.153
12	88	SIMPSON	41.515	17	MUGGERIDGE	46.696	12	CALEY	44.110	12	17	MUGGERIDGE	2:12.414	2:12.555	0.141
13	70	ARCHER	41.515	70	ARCHER	46.725	70	ARCHER	44.404	13	70	ARCHER	2:12.644	2:12.939	0.295
14	17	MUGGERIDGE	41.678	88	SIMPSON	46.746	88	SIMPSON	44.676	14	88	SIMPSON	2:12.937	2:13.634	0.697
15	20	ALEXANDER	42.196	20	ALEXANDER	47.295	20	ALEXANDER	45.712	15	20	ALEXANDER	2:15.203	2:15.743	0.540
16	30	LEWIS	42.648	30	LEWIS	47.391	78	FORBER	45.974	16	30	LEWIS	2:16.193	2:17.067	0.874
17	64	BLACKER	43.099	21	NELSON	48.140	30	LEWIS	46.154	17	78	FORBER	2:17.875	2:18.051	0.176
18	91	TAPPIN	43.100	10	MORRIS	48.223	21	NELSON	46.803	18	27	LUDFORD	2:18.536	2:18.890	0.354
19	78	FORBER	43.141	27	LUDFORD	48.404	27	LUDFORD	46.900	19	21	NELSON	2:18.630	2:19.268	0.638
20	27	LUDFORD	43.232	91	TAPPIN	48.568	64	BLACKER	47.068	20	91	TAPPIN	2:18.835	2:18.835	0.000
21	24	HAZELTON	43.329	6	THOMPSON	48.609	91	TAPPIN	47.167	21	64	BLACKER	2:19.207	2:20.624	1.417
22	6	THOMPSON	43.595	78	FORBER	48.760	6	THOMPSON	47.195	22	6	THOMPSON	2:19.399	2:20.314	0.915
23	90	THOMSON	43.616	64	BLACKER	49.040	10	MORRIS	47.304	23	10	MORRIS	2:19.492	2:20.502	1.010
24	21	NELSON	43.687	90	THOMSON	49.260	24	HAZELTON	47.691	24	90	THOMSON	2:20.685	2:21.175	0.490
25	49	SHORE	43.922	49	SHORE	49.422	49	SHORE	47.719	25	49	SHORE	2:21.063	2:21.897	0.834
26	10	MORRIS	43.965	22	EVANS	49.455	90	THOMSON	47.809	26	24	HAZELTON	2:21.074	2:21.993	0.919
27	22	EVANS	44.192	24	HAZELTON	50.054	22	EVANS	47.945	27	22	EVANS	2:21.592	2:22.793	1.201
28	46	GOUGH	45.577	46	GOUGH	50.538	46	GOUGH	48.784	28	46	GOUGH	2:24.899	2:25.916	1.017

Weather / Track : Rain / Damp

Results can be found at www.tsl-timing.com

Snetterton 300

Circuit Length = 2.9689 miles

Start: 12:19 Flag 12:46 End: 12:49

Printed - 12:54 Saturday, 02 October 2021

Petro-Canada Lubricants Porsche Club Championship with Pirelli

RACE 1 - STATISTICS

Competitors Started 28
Planned Start 2021-10-02 @ 12:25:00.000
Actual Start 2021-10-02 @ 12:19:46.426
Finish Time 2021-10-02 @ 12:46:19.010
Track Length 2.9689mi.
Total Laps 307
Total Distance Covered 911.4558mi.

Session Fastest Lap History

NO	CL	NAME	LAP TIME	TIME OF DAY	LAP	VEHICLE
14	1	Mark MCALEER	2:16.109	12:22:02.555	1	Porsche 997 C2S
14	1	Mark MCALEER	2:06.537	12:24:09.092	2	Porsche 997 C2S

Session Leader History

NO	CL	NAME	FROM LAP	LAPS LED	DISTANCE	VEHICLE
14	1	Mark MCALEER	1	2	5.93 miles	Porsche 997 C2S
2	1	Peter MORRIS	3	2	5.93 miles	Porsche 997 C2S
9	1	Chris DYER	5	2	5.93 miles	Porsche Cayman S
2	1	Peter MORRIS	7	6	17.81 miles	Porsche 997 C2S

Flag History

TYPE	TIME OF DAY
GREEN	12:19:46.426
FINISH	12:46:19.010

Flag Statistics

TYPE	COUNT	TOTAL LAPS	TOTAL TIME
Green	1	12	29:41.998
Red	0	0	0.000
Safety Car	0	0	0.000
FCY	0	0	0.000

Petro-Canada Lubricants Porsche Club Championship with Pirelli

RACE 1 - STATISTICS

CLASS : 1

10 Starters

Fastest Lap History

NO	NAME	LAP TIME	TIME OF DAY	LAP	VEHICLE
14	Mark MCALEER	2:16.109	12:22:02.555	1	Porsche 997 C2S
14	Mark MCALEER	2:06.537	12:24:09.092	2	Porsche 997 C2S

Leader History

NO	NAME	FROM LAP	LAPS LED	DISTANCE	VEHICLE
14	Mark MCALEER	1	2	5.93 miles	Porsche 997 C2S
2	Peter MORRIS	3	2	5.93 miles	Porsche 997 C2S
9	Chris DYER	5	2	5.93 miles	Porsche Cayman S
2	Peter MORRIS	7	6	17.81 miles	Porsche 997 C2S

Petro-Canada Lubricants Porsche Club Championship with Pirelli

RACE 1 - STATISTICS

CLASS : 2

11 Starters

Fastest Lap History

NO	NAME	LAP TIME	TIME OF DAY	LAP	VEHICLE
88	Paul SIMPSON	2:23.739	12:22:10.162	1	Porsche Boxster S
88	Paul SIMPSON	2:14.695	12:24:24.858	2	Porsche Boxster S
70	Angus ARCHER	2:12.939	12:24:25.684	2	Porsche Boxster S
25	Matthew KYLE-HENNEY	2:12.897	12:24:26.415	2	Porsche Boxster S
17	Andy MUGGERIDGE	2:12.555	12:26:40.671	3	Porsche Boxster S

Leader History

NO	NAME	FROM LAP	LAPS LED	DISTANCE	VEHICLE
88	Paul SIMPSON	1	12	35.62 miles	Porsche Boxster S

Petro-Canada Lubricants Porsche Club Championship with Pirelli

RACE 1 - STATISTICS

CLASS : 3

7 Starters

Fastest Lap History

NO	NAME	LAP TIME	TIME OF DAY	LAP	VEHICLE
78	Richard FORBER	2:29.742	12:22:16.172	1	Porsche Boxster S
78	Richard FORBER	2:18.589	12:24:34.761	2	Porsche Boxster S
78	Richard FORBER	2:18.051	12:26:52.812	3	Porsche Boxster S

Leader History

NO	NAME	FROM LAP	LAPS LED	DISTANCE	VEHICLE
78	Richard FORBER	1	12	35.62 miles	Porsche Boxster S

Petro-Canada Lubricants Porsche Club Championship with Pirelli

RACE 5 - CLASSIFICATION

POS	NO	CL	PIC NAME	ENTRY	LAPS	TIME	GAP	DIFF	MPH	BEST	ON
1	11	1	1 James CALEY	Porsche 997 C2S	10	25:26.688			70.00	2:30.607	6
2	9	1	2 Chris DYER	Porsche Cayman S	10	25:28.729	2.041	2.041	69.91	2:30.624	5
3	3	1	3 Richard ELLIS	Porsche 996 C2	10	25:29.493	2.805	0.764	69.87	2:30.954	6
4	14	1	4 Mark MCALEER	Porsche 997 C2S	10	25:29.720	3.032	0.227	69.86	2:29.737	7
5	23	1	5 Simon CLARK	Porsche Cayman S	10	25:37.199	10.511	7.479	69.52	2:30.272	7
6	2	1	6 Peter MORRIS	Porsche 997 C2S	10	25:37.516	10.828	0.317	69.51	2:30.836	10
7	44	1	7 Jake MCALEER	Porsche Cayman S	10	25:54.031	27.343	16.515	68.77	2:32.212	7
8	85	1	8 Richard BAYSTON	Porsche 996 C2	10	26:32.496	1:05.808	38.465	67.11	2:37.217	2
9	12	2	1 Bill CALEY	Porsche Boxster S	10	26:47.002	1:20.314	14.506	66.50	2:37.988	5
10	25	2	2 Matthew KYLE-HENNEY	Porsche Boxster S	10	26:54.237	1:27.549	7.235	66.21	2:37.874	8
11	17	2	3 Andy MUGGERIDGE	Porsche Boxster S	10	26:55.678	1:28.990	1.441	66.15	2:38.056	7
12	70	2	4 Angus ARCHER	Porsche Boxster S	10	27:04.535	1:37.847	8.857	65.79	2:38.904	6
13	78	3	1 Richard FORBER	Porsche Boxster S	10	27:08.243	1:41.555	3.708	65.64	2:39.909	8
14	88	2	5 Paul SIMPSON	Porsche Boxster S	10	27:42.470	2:15.782	34.227	64.29	2:41.908	5
15	30	2	6 Trevor LEWIS	Porsche Boxster S	10	27:50.321	2:23.633	7.851	63.98	2:42.533	6
16	6	3	2 Mike THOMPSON	Porsche Boxster S	10	27:51.576	2:24.888	1.255	63.94	2:44.386	9
17	64	2	7 Vince BLACKER	Porsche Boxster S	9	25:28.168	1 Lap	1 Lap	62.94	2:42.164	6
18	27	2	8 Kevin LUDFORD	Porsche Boxster S	9	25:40.690	1 Lap	12.522	62.43	2:46.120	6
19	10	2	9 Julian MORRIS	Porsche Boxster S	9	25:46.172	1 Lap	5.482	62.21	2:46.460	4
20	22	3	3 Peter EVANS	Porsche Boxster S	9	26:02.750	1 Lap	16.578	61.55	2:49.103	4
21	49	3	4 Steven SHORE	Porsche Boxster S	9	26:09.632	1 Lap	6.882	61.28	2:46.307	9
22	90	3	5 Sarah THOMSON	Porsche Boxster S	9	26:10.109	1 Lap	0.477	61.26	2:45.431	9
23	20	1	9 John ALEXANDER	Porsche Cayman S	9	26:13.059	1 Lap	2.950	61.15	2:47.178	9
24	91	2	10 Oli TAPPIN	Porsche Boxster S	9	26:19.897	1 Lap	6.838	60.88	2:49.070	9
25	46	3	6 Matt GOUGH	Porsche Boxster S	9	26:45.695	1 Lap	25.798	59.90	2:52.484	5
26	21	3	7 Alistair NELSON	Porsche Boxster S	9	27:04.590	1 Lap	18.895	59.21	2:47.365	6
27	33	1	10 Kevin MOLYNEAUX	Porsche 996 C2	9	27:32.639	1 Lap	28.049	58.20	2:33.922	5

NOT CLASSIFIED

<i>DNF</i>	24	2	Carl HAZELTON	Porsche Boxster S	0
------------	----	---	---------------	-------------------	---

FASTEST LAP

14	1	Mark MCALEER	Porsche 997 C2S	7	2:29.737	71.37 mph	114.87 kph
25	2	Matthew KYLE-HENNEY	Porsche Boxster S	8	2:37.874	67.70 mph	108.95 kph
78	3	Richard FORBER	Porsche Boxster S	8	2:39.909	66.83 mph	107.56 kph

Weather / Track : Rain / Wet

These results are provisional until the conclusion of any judicial and technical matters.

Snetterton 300: 2.9689 miles

Race Distance: 10 Laps / 29.68 miles

Start: 15:55 Flag 16:20 End: 16:23

Clerk Of Course : Tony Watts	Stewards :	Timekeeper : Nick Palmer
------------------------------	------------	--------------------------

Petro-Canada Lubricants Porsche Club Championship with Pirelli

RACE 5 - LAP CHART

LAP 1 @ 15:57:56.519			LAP 2 @ 16:00:29.055			LAP 3 @ 16:03:01.967			LAP 4 @ 16:05:34.404			LAP 5 @ 16:08:05.684		
NO	BEHIND	LAP TIME	NO	BEHIND	LAP TIME	NO	BEHIND	LAP TIME	NO	BEHIND	LAP TIME	NO	BEHIND	LAP TIME
11		2:38.488	11		2:32.536	11		2:32.912	11		2:32.437	11		2:31.280
9	1.802	2:40.290	9	2.569	2:33.303	9	3.714	2:34.057	9	3.142	2:31.865	21	1 Lap	2:50.662
3	2.476	2:40.964	3	3.415	2:33.475	3	3.932	2:33.429	3	3.577	2:32.082	9	2.486	2:30.624
2	4.359	2:42.847	2	5.452	2:33.629	2	5.757	2:33.217	2	5.788	2:32.468	3	3.536	2:31.239
14	5.948	2:44.436	14	6.156	2:32.744	14	6.183	2:32.939	14	6.843	2:33.097	2	7.349	2:32.841
23	6.154	2:44.642	23	7.089	2:33.471	23	6.908	2:32.731	23	7.865	2:33.394	14	7.909	2:32.346
44	8.980	2:47.468	44	10.838	2:34.394	44	10.589	2:32.663	44	10.883	2:32.731	23	8.881	2:32.296
85	9.191	2:47.679	85	13.872	2:37.217	85	20.315	2:39.355	85	25.795	2:37.917	44	12.270	2:32.667
88	14.276	2:52.764	12	25.606	2:42.675	12	32.096	2:39.402	12	38.649	2:38.990	85	33.229	2:38.714
25	15.057	2:53.545	88	25.917	2:44.177	25	35.940	2:42.269	25	43.349	2:39.846	12	45.357	2:37.988
12	15.467	2:53.955	25	26.583	2:44.062	17	37.542	2:43.351	17	45.767	2:40.662	25	51.250	2:39.181
17	16.668	2:55.156	17	27.103	2:42.971	70	39.079	2:43.858	70	47.305	2:40.663	17	54.633	2:40.146
70	18.185	2:56.673	70	28.133	2:42.484	78	39.713	2:43.195	78	48.917	2:41.641	70	55.903	2:39.878
78	19.300	2:57.788	78	29.430	2:42.666	6	49.339	2:46.436	88	1:00.246	2:43.009	78	57.829	2:40.192
30	21.308	2:59.796	6	35.815	2:45.688	88	49.674	2:56.669	6	1:03.398	2:46.496	88	1:10.874	2:41.908
6	22.663	3:01.151	30	37.546	2:48.774	30	54.288	2:49.654	30	1:06.451	2:44.600	6	1:17.249	2:45.131
10	27.343	3:05.831	10	47.363	2:52.556	10	1:04.086	2:49.635	10	1:18.109	2:46.460	30	1:18.442	2:43.271
27	28.904	3:07.392	27	47.981	2:51.613	27	1:04.720	2:49.651	64	1:18.716	2:45.959	10	1:34.240	2:47.411
22	30.848	3:09.336	22	48.674	2:50.362	64	1:05.194	2:46.925	27	1:19.597	2:47.314	27	1:35.228	2:46.911
20	33.292	3:11.780	21	50.179	2:49.226	22	1:06.717	2:50.955	22	1:23.383	2:49.103	64	1:43.994	2:56.558
21	33.489	3:11.977	64	51.181	2:49.061	20	1:14.098	2:52.094	20	1:37.209	2:55.548	22	1:44.798	2:52.695
64	34.656	3:13.144	20	54.916	2:54.160	91	1:23.466	2:55.912	33	1 Lap	2:40.720	33	1 Lap	2:39.361
91	37.199	3:15.687	91	1:00.466	2:55.803	49	1:30.927	2:52.738	91	1:43.667	2:52.638	20	2:00.876	2:54.947
90	39.210	3:17.698	90	1:00.566	2:53.892	90	1:32.006	3:04.352	49	1:48.591	2:50.101	91	2:03.462	2:51.075
46	41.996	3:20.484	46	1:08.462	2:59.002	33	1 Lap	2:40.419	90	1:50.065	2:50.496	49	2:06.855	2:49.544
49	45.751	3:24.239	49	1:11.101	2:57.886	46	1:34.525	2:58.975	46	1:56.905	2:54.817	90	2:07.276	2:48.491
			33	1 Lap	6:36.503 P	21	2:13.931	3:56.664 P				46	2:18.109	2:52.484

Weather / Track : Rain / Wet

Results can be found at www.tsl-timing.com

Page 1 of 2

Snetterton 300

Circuit Length = 2.9689 miles

Start: 15:55 Flag 16:20 End: 16:23

Printed - 16:24 Saturday, 02 October 2021

Petro-Canada Lubricants Porsche Club Championship with Pirelli

RACE 5 - LAP CHART

LAP 6 @ 16:10:36.291			LAP 7 @ 16:13:07.806			LAP 8 @ 16:15:40.577			LAP 9 @ 16:18:13.300			LAP 10 @ 16:20:44.719		
NO	BEHIND	LAP TIME	NO	BEHIND	LAP TIME	NO	BEHIND	LAP TIME	NO	BEHIND	LAP TIME	NO	BEHIND	LAP TIME
11		2:30.607	11		2:31.515	11		2:32.771	11		2:32.723	11		2:31.419
9	3.062	2:31.183	9	2.586	2:31.039	9	2.712	2:32.897	9	1.079	2:31.090	64	1 Lap	2:42.790
3	3.883	2:30.954	3	3.478	2:31.110	3	3.739	2:33.032	3	2.697	2:31.681	9	2.041	2:32.381
14	9.529	2:32.227	14	7.751	2:29.737	14	6.260	2:31.280	10	1 Lap	3:01.328	3	2.805	2:31.527
23	10.362	2:32.088	23	9.119	2:30.272	49	1 Lap	2:51.886	14	4.388	2:30.851	14	3.032	2:30.063
2	11.099	2:34.357	2	11.780	2:32.196	23	12.436	2:36.088	23	10.227	2:30.514	23	10.511	2:31.703
44	15.129	2:33.466	46	1 Lap	2:57.476	2	12.603	2:33.594	2	11.411	2:31.531	2	10.828	2:30.836
21	1 Lap	2:55.862	44	15.826	2:32.212	20	1 Lap	2:55.889	22	1 Lap	2:53.341	27	1 Lap	2:49.912
85	41.346	2:38.724	21	1 Lap	2:47.365	90	1 Lap	2:51.397	44	21.085	2:35.458	10	1 Lap	2:46.723
12	52.759	2:38.009	85	48.135	2:38.304	91	1 Lap	2:55.950	49	1 Lap	2:48.434	44	27.343	2:37.677
25	1:00.844	2:40.201	12	1:00.316	2:39.072	44	18.350	2:35.295	90	1 Lap	2:48.341	22	1 Lap	2:52.500
17	1:03.005	2:38.979	25	1:08.433	2:39.104	46	1 Lap	2:55.269	20	1 Lap	2:50.260	49	1 Lap	2:46.307
70	1:04.200	2:38.904	17	1:09.546	2:38.056	85	53.440	2:38.076	91	1 Lap	2:49.972	90	1 Lap	2:45.431
78	1:07.243	2:40.021	70	1:11.675	2:38.990	21	1 Lap	2:48.894	46	1 Lap	2:53.901	20	1 Lap	2:47.178
88	1:23.164	2:42.897	78	1:15.701	2:39.973	12	1:06.435	2:38.890	85	59.520	2:38.803	91	1 Lap	2:49.070
30	1:30.368	2:42.533	88	1:34.601	2:42.952	25	1:13.536	2:37.874	12	1:12.249	2:38.537	85	1:05.808	2:37.707
6	1:32.362	2:45.720	30	1:44.191	2:45.338	17	1:15.495	2:38.720	21	1 Lap	2:51.287	46	1 Lap	2:53.287
27	1:50.741	2:46.120	6	1:46.400	2:45.553	70	1:18.608	2:39.704	25	1:19.653	2:38.840	12	1:20.314	2:39.484
10	1:52.381	2:48.748	33	1 Lap	2:34.950	78	1:22.839	2:39.909	17	1:21.082	2:38.310	25	1:27.549	2:39.315
33	1 Lap	2:33.922	27	2:07.932	2:48.706	88	1:47.295	2:45.465	70	1:27.116	2:41.231	17	1:28.990	2:39.327
64	1:55.551	2:42.164	10	2:08.346	2:47.480	30	1:58.027	2:46.607	78	1:31.571	2:41.455	70	1:37.847	2:42.150
22	2:04.976	2:50.785	64	2:09.419	2:45.383	33	1 Lap	2:35.850	33	1 Lap	2:35.105	21	1 Lap	2:52.653
20	2:21.472	2:51.203	22	2:27.134	2:53.673	6	2:00.190	2:46.561	88	2:02.814	2:48.242	78	1:41.555	2:41.403
49	2:24.745	2:48.497				64	2:22.832	2:46.184	30	2:10.721	2:45.417	33	1 Lap	2:35.809
91	2:26.645	2:53.790				27	2:28.232	2:53.071	6	2:11.853	2:44.386	88	2:15.782	2:44.387
90	2:26.680	2:50.011										30	2:23.633	2:44.331
												6	2:24.888	2:44.454

Weather / Track : Rain / Wet

Results can be found at www.tsl-timing.com

Page 2 of 2

Snetterton 300

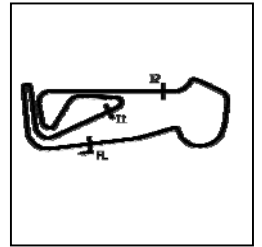
Circuit Length = 2.9689 miles

Start: 15:55 Flag 16:20 End: 16:23

Printed - 16:24 Saturday, 02 October 2021

Petro-Canada Lubricants Porsche Club Championship with Pirelli

RACE 5 - SECTOR ANALYSIS



SECTOR 1 = FL to I1, SECTOR 2 = I1 to I2, SECTOR 3 = I2 to FL, DIFF = Difference To Personal Best Lap, P = Crossed Finish Line in Pit Lane, D = Time Disallowed

P1 11 1		James CALEY		Porsche 997 C2S			
IDEAL LAP TIME : 2:30.360		BEST LAP TIME : 2:30.607		DIFFERENCE : 0.247			
LAP	SECTOR 1	SECTOR 2	SECTOR 3	LAP TIME	MPH	DIFF	TIME OF DAY
1 -		53.657	51.728	2:38.488	67.43	7.881	15:57:56.519
2 -	47.759	53.241	51.536	2:32.536	70.06	1.929	16:00:29.055
3 -	47.842	53.507	51.563	2:32.912	69.89	2.305	16:03:01.967
4 -	47.303	53.716	51.418	2:32.437	70.11	1.830	16:05:34.404
5 -	47.413	53.114	50.753	2:31.280 (2)	70.65	0.673	16:08:05.684
6 -	46.703	53.361	50.543	2:30.607 (1)	70.96		16:10:36.291
7 -	47.168	53.132	51.215	2:31.515	70.54	0.908	16:13:07.806
8 -	47.736	54.196	50.839	2:32.771	69.96	2.164	16:15:40.577
9 -	47.920	53.140	51.663	2:32.723	69.98	2.116	16:18:13.300
10 -	46.778	53.394	51.247	2:31.419 (3)	70.58	0.812	16:20:44.719

P2 9 1		Chris DYER		Porsche Cayman S			
IDEAL LAP TIME : 2:30.073		BEST LAP TIME : 2:30.624		DIFFERENCE : 0.551			
LAP	SECTOR 1	SECTOR 2	SECTOR 3	LAP TIME	MPH	DIFF	TIME OF DAY
1 -		54.554	51.317	2:40.290	66.67	9.666	15:57:58.321
2 -	47.600	54.375	51.328	2:33.303	69.71	2.679	16:00:31.624
3 -	47.439	54.695	51.923	2:34.057	69.37	3.433	16:03:05.681
4 -	46.440	54.323	51.102	2:31.865	70.37	1.241	16:05:37.546
5 -	46.484	53.555	50.585	2:30.624 (1)	70.95		16:08:08.170
6 -	47.254	53.268	50.661	2:31.183	70.69	0.559	16:10:39.353
7 -	47.215	53.459	50.365	2:31.039 (2)	70.76	0.415	16:13:10.392
8 -	46.842	54.800	51.255	2:32.897	69.90	2.273	16:15:43.289
9 -	46.949	53.372	50.769	2:31.090 (3)	70.73	0.466	16:18:14.379
10 -	47.566	53.631	51.184	2:32.381	70.14	1.757	16:20:46.760

P3 3 1		Richard ELLIS		Porsche 996 C2			
IDEAL LAP TIME : 2:29.966		BEST LAP TIME : 2:30.954		DIFFERENCE : 0.988			
LAP	SECTOR 1	SECTOR 2	SECTOR 3	LAP TIME	MPH	DIFF	TIME OF DAY
1 -		54.778	51.307	2:40.964	66.40	10.010	15:57:58.995
2 -	48.054	54.056	51.365	2:33.475	69.64	2.521	16:00:32.470
3 -	47.480	54.019	51.930	2:33.429	69.66	2.475	16:03:05.899
4 -	47.043	53.764	51.275	2:32.082	70.27	1.128	16:05:37.981
5 -	46.945	53.695	50.599	2:31.239 (3)	70.67	0.285	16:08:09.220
6 -	47.436	52.499	51.019	2:30.954 (1)	70.80		16:10:40.174
7 -	47.144	53.444	50.522	2:31.110 (2)	70.73	0.156	16:13:11.284
8 -	47.024	54.446	51.562	2:33.032	69.84	2.078	16:15:44.316
9 -	47.003	53.137	51.541	2:31.681	70.46	0.727	16:18:15.997
10 -	47.626	53.358	50.543	2:31.527	70.53	0.573	16:20:47.524

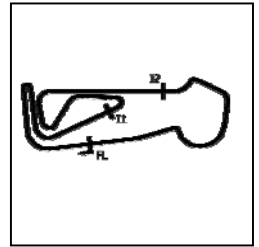
P4 14 1		Mark MCALEER		Porsche 997 C2S			
IDEAL LAP TIME : 2:28.896		BEST LAP TIME : 2:29.737		DIFFERENCE : 0.841			
LAP	SECTOR 1	SECTOR 2	SECTOR 3	LAP TIME	MPH	DIFF	TIME OF DAY
1 -		54.946	53.313	2:44.436	64.99	14.699	15:58:02.467
2 -	48.028	53.377	51.339	2:32.744	69.97	3.007	16:00:35.211
3 -	48.282	53.189	51.468	2:32.939	69.88	3.202	16:03:08.150
4 -	47.431	53.177	52.489	2:33.097	69.81	3.360	16:05:41.247
5 -	46.963	53.510	51.873	2:32.346	70.15	2.609	16:08:13.593
6 -	47.326	53.967	50.934	2:32.227	70.21	2.490	16:10:45.820
7 -	46.426	52.295	51.016	2:29.737 (1)	71.37		16:13:15.557
8 -	46.645	53.051	51.584	2:31.280	70.65	1.543	16:15:46.837
9 -	46.740	53.936	50.175	2:30.851 (3)	70.85	1.114	16:18:17.688
10 -	46.875	52.890	50.298	2:30.063 (2)	71.22	0.326	16:20:47.751

Weather / Track : Rain / Wet

Snetterton 300
Circuit Length = 2.9689 miles
Start: 15:55 Flag 16:20 End: 16:23

Petro-Canada Lubricants Porsche Club Championship with Pirelli

RACE 5 - SECTOR ANALYSIS



SECTOR 1 = FL to I1, SECTOR 2 = I1 to I2, SECTOR 3 = I2 to FL, DIFF = Difference To Personal Best Lap, P = Crossed Finish Line in Pit Lane, D = Time Disallowed

P5 23 1		Simon CLARK		Porsche Cayman S			
IDEAL LAP TIME : 2:29.647		BEST LAP TIME : 2:30.272		DIFFERENCE : 0.625			
LAP	SECTOR 1	SECTOR 2	SECTOR 3	LAP TIME	MPH	DIFF	TIME OF DAY
1 -		55.334	52.745	2:44.642	64.91	14.370	15:58:02.673
2 -	48.380	54.165	50.926	2:33.471	69.64	3.199	16:00:36.144
3 -	47.660	53.951	51.120	2:32.731	69.97	2.459	16:03:08.875
4 -	47.275	54.055	52.064	2:33.394	69.67	3.122	16:05:42.269
5 -	46.731	53.843	51.722	2:32.296	70.17	2.024	16:08:14.565
6 -	47.022	54.075	50.991	2:32.088	70.27	1.816	16:10:46.653
7 -	46.432	52.916	50.924	2:30.272 (1)	71.12		16:13:16.925
8 -	47.506	53.240	55.342	2:36.088	68.47	5.816	16:15:53.013
9 -	47.171	53.044	50.299	2:30.514 (2)	71.01	0.242	16:18:23.527
10 -	47.026	53.461	51.216	2:31.703 (3)	70.45	1.431	16:20:55.230

P6 2 1		Peter MORRIS		Porsche 997 C2S			
IDEAL LAP TIME : 2:30.375		BEST LAP TIME : 2:30.836		DIFFERENCE : 0.461			
LAP	SECTOR 1	SECTOR 2	SECTOR 3	LAP TIME	MPH	DIFF	TIME OF DAY
1 -		54.754	52.318	2:42.847	65.63	12.011	15:58:00.878
2 -	47.915	54.069	51.645	2:33.629	69.57	2.793	16:00:34.507
3 -	47.467	53.691	52.059	2:33.217	69.75	2.381	16:03:07.724
4 -	47.388	53.485	51.595	2:32.468	70.10	1.632	16:05:40.192
5 -	47.583	53.742	51.516	2:32.841	69.92	2.005	16:08:13.033
6 -	47.541	55.711	51.105	2:34.357	69.24	3.521	16:10:47.390
7 -	46.925	54.050	51.221	2:32.196 (3)	70.22	1.360	16:13:19.586
8 -	46.937	54.459	52.198	2:33.594	69.58	2.758	16:15:53.180
9 -	47.866	53.070	50.595	2:31.531 (2)	70.53	0.695	16:18:24.711
10 -	46.710	53.410	50.716	2:30.836 (1)	70.85		16:20:55.547

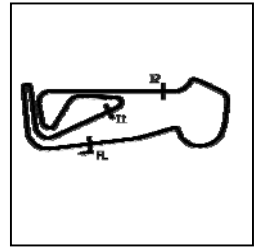
P7 44 1		Jake MCALEER		Porsche Cayman S			
IDEAL LAP TIME : 2:31.799		BEST LAP TIME : 2:32.212		DIFFERENCE : 0.413			
LAP	SECTOR 1	SECTOR 2	SECTOR 3	LAP TIME	MPH	DIFF	TIME OF DAY
1 -		55.551	53.463	2:47.468	63.82	15.256	15:58:05.499
2 -	48.248	54.160	51.986	2:34.394	69.22	2.182	16:00:39.893
3 -	47.623	53.656	51.384	2:32.663 (2)	70.01	0.451	16:03:12.556
4 -	47.434	53.654	51.643	2:32.731	69.97	0.519	16:05:45.287
5 -	48.302	53.227	51.138	2:32.667 (3)	70.00	0.455	16:08:17.954
6 -	48.105	53.938	51.423	2:33.466	69.64	1.254	16:10:51.420
7 -	47.447	53.313	51.452	2:32.212 (1)	70.21		16:13:23.632
8 -	49.360	53.886	52.049	2:35.295	68.82	3.083	16:15:58.927
9 -	48.486	54.553	52.419	2:35.458	68.75	3.246	16:18:34.385
10 -	48.747	54.694	54.236	2:37.677	67.78	5.465	16:21:12.062

P8 85 1		Richard BAYSTON		Porsche 996 C2			
IDEAL LAP TIME : 2:36.696		BEST LAP TIME : 2:37.217		DIFFERENCE : 0.521			
LAP	SECTOR 1	SECTOR 2	SECTOR 3	LAP TIME	MPH	DIFF	TIME OF DAY
1 -		55.889	53.732	2:47.679	63.74	10.462	15:58:05.710
2 -	49.417	55.273	52.527	2:37.217 (1)	67.98		16:00:42.927
3 -	50.979	55.756	52.620	2:39.355	67.07	2.138	16:03:22.282
4 -	49.724	55.083	53.110	2:37.917 (3)	67.68	0.700	16:06:00.199
5 -	49.679	55.514	53.521	2:38.714	67.34	1.497	16:08:38.913
6 -	50.003	55.442	53.279	2:38.724	67.33	1.507	16:11:17.637
7 -	49.962	55.485	52.857	2:38.304	67.51	1.087	16:13:55.941
8 -	49.904	55.190	52.982	2:38.076	67.61	0.859	16:16:34.017
9 -	49.594	55.715	53.494	2:38.803	67.30	1.586	16:19:12.820
10 -	49.086	55.552	53.069	2:37.707 (2)	67.77	0.490	16:21:50.527

Weather / Track : Rain / Wet

Petro-Canada Lubricants Porsche Club Championship with Pirelli

RACE 5 - SECTOR ANALYSIS



SECTOR 1 = FL to I1, SECTOR 2 = I1 to I2, SECTOR 3 = I2 to FL, DIFF = Difference To Personal Best Lap, P = Crossed Finish Line in Pit Lane, D = Time Disallowed

P9 12 2		Bill CALEY		Porsche Boxster S			
IDEAL LAP TIME : 2:37.558		BEST LAP TIME : 2:37.988		DIFFERENCE : 0.430			
LAP	SECTOR 1	SECTOR 2	SECTOR 3	LAP TIME	MPH	DIFF	TIME OF DAY
1 -		58.522	55.069	2:53.955	61.44	15.967	15:58:11.986
2 -	50.582	56.815	55.278	2:42.675	65.70	4.687	16:00:54.661
3 -	49.431	56.025	53.946	2:39.402	67.05	1.414	16:03:34.063
4 -	49.224	56.155	53.611	2:38.990	67.22	1.002	16:06:13.053
5 -	49.145	55.830	53.013	2:37.988 (1)	67.65		16:08:51.041
6 -	48.893	55.827	53.289	2:38.009 (2)	67.64	0.021	16:11:29.050
7 -	49.383	55.819	53.870	2:39.072	67.19	1.084	16:14:08.122
8 -	49.488	56.043	53.359	2:38.890	67.26	0.902	16:16:47.012
9 -	49.346	55.652	53.539	2:38.537 (3)	67.41	0.549	16:19:25.549
10 -	49.157	55.948	54.379	2:39.484	67.01	1.496	16:22:05.033

P10 25 2		Matthew KYLE-HENNEY		Porsche Boxster S			
IDEAL LAP TIME : 2:37.874		BEST LAP TIME : 2:37.874		DIFFERENCE : 0.000			
LAP	SECTOR 1	SECTOR 2	SECTOR 3	LAP TIME	MPH	DIFF	TIME OF DAY
1 -		58.957	55.186	2:53.545	61.58	15.671	15:58:11.576
2 -	51.434	56.966	55.662	2:44.062	65.14	6.188	16:00:55.638
3 -	50.892	57.446	53.931	2:42.269	65.86	4.395	16:03:37.907
4 -	50.233	56.091	53.522	2:39.846	66.86	1.972	16:06:17.753
5 -	49.372	55.937	53.872	2:39.181	67.14	1.307	16:08:56.934
6 -	49.566	56.588	54.047	2:40.201	66.71	2.327	16:11:37.135
7 -	49.759	55.778	53.567	2:39.104 (3)	67.17	1.230	16:14:16.239
8 -	49.310	55.502	53.062	2:37.874 (1)	67.70		16:16:54.113
9 -	49.332	55.781	53.727	2:38.840 (2)	67.28	0.966	16:19:32.953
10 -	49.698	55.854	53.763	2:39.315	67.08	1.441	16:22:12.268

P11 17 2		Andy MUGGERIDGE		Porsche Boxster S			
IDEAL LAP TIME : 2:37.672		BEST LAP TIME : 2:38.056		DIFFERENCE : 0.384			
LAP	SECTOR 1	SECTOR 2	SECTOR 3	LAP TIME	MPH	DIFF	TIME OF DAY
1 -		58.078	54.628	2:55.156	61.02	17.100	15:58:13.187
2 -	50.957	57.402	54.612	2:42.971	65.58	4.915	16:00:56.158
3 -	51.519	58.165	53.667	2:43.351	65.43	5.295	16:03:39.509
4 -	50.208	56.982	53.472	2:40.662	66.52	2.606	16:06:20.171
5 -	49.956	56.231	53.959	2:40.146	66.73	2.090	16:09:00.317
6 -	49.316	56.568	53.095	2:38.979	67.22	0.923	16:11:39.296
7 -	49.107	56.122	52.827	2:38.056 (1)	67.62		16:14:17.352
8 -	49.669	56.014	53.037	2:38.720 (3)	67.33	0.664	16:16:56.072
9 -	49.745	55.892	52.673	2:38.310 (2)	67.51	0.254	16:19:34.382
10 -	50.250	56.175	52.902	2:39.327	67.08	1.271	16:22:13.709

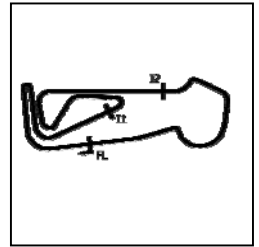
P12 70 2		Angus ARCHER		Porsche Boxster S			
IDEAL LAP TIME : 2:38.622		BEST LAP TIME : 2:38.904		DIFFERENCE : 0.282			
LAP	SECTOR 1	SECTOR 2	SECTOR 3	LAP TIME	MPH	DIFF	TIME OF DAY
1 -		58.934	54.438	2:56.673	60.49	17.769	15:58:14.704
2 -	50.673	57.116	54.695	2:42.484	65.77	3.580	16:00:57.188
3 -	51.192	58.004	54.662	2:43.858	65.22	4.954	16:03:41.046
4 -	50.132	56.490	54.041	2:40.663	66.52	1.759	16:06:21.709
5 -	49.534	56.159	54.185	2:39.878	66.85	0.974	16:09:01.587
6 -	49.495	55.747	53.662	2:38.904 (1)	67.26		16:11:40.491
7 -	49.523	55.770	53.697	2:38.990 (2)	67.22	0.086	16:14:19.481
8 -	49.864	56.460	53.380	2:39.704 (3)	66.92	0.800	16:16:59.185
9 -	49.717	57.190	54.324	2:41.231	66.29	2.327	16:19:40.416
10 -	50.431	56.995	54.724	2:42.150	65.91	3.246	16:22:22.566

Weather / Track : Rain / Wet

Snetterton 300
Circuit Length = 2.9689 miles
Start: 15:55 Flag 16:20 End: 16:23

Petro-Canada Lubricants Porsche Club Championship with Pirelli

RACE 5 - SECTOR ANALYSIS



SECTOR 1 = FL to I1, SECTOR 2 = I1 to I2, SECTOR 3 = I2 to FL, DIFF = Difference To Personal Best Lap, P = Crossed Finish Line in Pit Lane, D = Time Disallowed

P13 78 3		Richard FORBER		Porsche Boxster S			
IDEAL LAP TIME : 2:39.295		BEST LAP TIME : 2:39.909		DIFFERENCE : 0.614			
LAP	SECTOR 1	SECTOR 2	SECTOR 3	LAP TIME	MPH	DIFF	TIME OF DAY
1 -		59.291	54.963	2:57.788	60.11	17.879	15:58:15.819
2 -	50.749	56.817	55.100	2:42.666	65.70	2.757	16:00:58.485
3 -	50.084	58.148	54.963	2:43.195	65.49	3.286	16:03:41.680
4 -	49.925	57.147	54.569	2:41.641	66.12	1.732	16:06:23.321
5 -	49.647	56.900	53.645	2:40.192	66.72	0.283	16:09:03.513
6 -	49.500	56.478	54.043	2:40.021 (3)	66.79	0.112	16:11:43.534
7 -	49.577	56.385	54.011	2:39.973 (2)	66.81	0.064	16:14:23.507
8 -	50.064	56.150	53.695	2:39.909 (1)	66.83		16:17:03.416
9 -	50.393	57.148	53.914	2:41.455	66.19	1.546	16:19:44.871
10 -	50.043	56.788	54.572	2:41.403	66.21	1.494	16:22:26.274

P14 88 2		Paul SIMPSON		Porsche Boxster S			
IDEAL LAP TIME : 2:41.874		BEST LAP TIME : 2:41.908		DIFFERENCE : 0.034			
LAP	SECTOR 1	SECTOR 2	SECTOR 3	LAP TIME	MPH	DIFF	TIME OF DAY
1 -		57.476	55.129	2:52.764	61.86	10.856	15:58:10.795
2 -	51.019	57.305	55.853	2:44.177	65.10	2.269	16:00:54.972
3 -	50.730	1:09.580	56.359	2:56.669	60.49	14.761	16:03:51.641
4 -	50.988	56.973	55.048	2:43.009	65.56	1.101	16:06:34.650
5 -	50.203	56.629	55.076	2:41.908 (1)	66.01		16:09:16.558
6 -	50.325	57.530	55.042	2:42.897 (2)	65.61	0.989	16:11:59.455
7 -	50.595	57.026	55.331	2:42.952 (3)	65.59	1.044	16:14:42.407
8 -	51.171	57.626	56.668	2:45.465	64.59	3.557	16:17:27.872
9 -	50.863	57.470	59.909	2:48.242	63.52	6.334	16:20:16.114
10 -	50.907	57.267	56.213	2:44.387	65.01	2.479	16:23:00.501

P15 30 2		Trevor LEWIS		Porsche Boxster S			
IDEAL LAP TIME : 2:41.698		BEST LAP TIME : 2:42.533		DIFFERENCE : 0.835			
LAP	SECTOR 1	SECTOR 2	SECTOR 3	LAP TIME	MPH	DIFF	TIME OF DAY
1 -		1:00.924	55.932	2:59.796	59.44	17.263	15:58:17.827
2 -	51.885	59.015	57.874	2:48.774	63.32	6.241	16:01:06.601
3 -	51.320	1:01.384	56.950	2:49.654	62.99	7.121	16:03:56.255
4 -	51.349	57.572	55.679	2:44.600	64.93	2.067	16:06:40.855
5 -	49.893	57.393	55.985	2:43.271 (2)	65.46	0.738	16:09:24.126
6 -	50.560	57.122	54.851	2:42.533 (1)	65.75		16:12:06.659
7 -	49.725	59.526	56.087	2:45.338	64.64	2.805	16:14:51.997
8 -	51.847	58.372	56.388	2:46.607	64.15	4.074	16:17:38.604
9 -	51.913	57.690	55.814	2:45.417	64.61	2.884	16:20:24.021
10 -	50.602	57.893	55.836	2:44.331 (3)	65.03	1.798	16:23:08.352

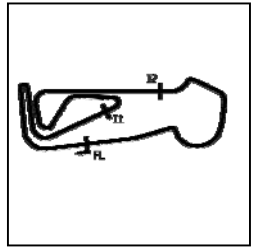
P16 6 3		Mike THOMPSON		Porsche Boxster S			
IDEAL LAP TIME : 2:43.414		BEST LAP TIME : 2:44.386		DIFFERENCE : 0.972			
LAP	SECTOR 1	SECTOR 2	SECTOR 3	LAP TIME	MPH	DIFF	TIME OF DAY
1 -		1:00.117	56.698	3:01.151	59.00	16.765	15:58:19.182
2 -	51.467	58.150	56.071	2:45.688	64.50	1.302	16:01:04.870
3 -	51.354	58.712	56.370	2:46.436	64.21	2.050	16:03:51.306
4 -	52.571	58.070	55.855	2:46.496	64.19	2.110	16:06:37.802
5 -	51.488	58.006	55.637	2:45.131 (3)	64.72	0.745	16:09:22.933
6 -	52.361	57.679	55.680	2:45.720	64.49	1.334	16:12:08.653
7 -	51.649	58.328	55.576	2:45.553	64.55	1.167	16:14:54.206
8 -	51.704	58.250	56.607	2:46.561	64.16	2.175	16:17:40.767
9 -	51.763	57.604	55.019	2:44.386 (1)	65.01		16:20:25.153
10 -	50.791	57.865	55.798	2:44.454 (2)	64.99	0.068	16:23:09.607

Weather / Track : Rain / Wet

Snetterton 300
Circuit Length = 2.9689 miles
Start: 15:55 Flag 16:20 End: 16:23

Petro-Canada Lubricants Porsche Club Championship with Pirelli

RACE 5 - SECTOR ANALYSIS



SECTOR 1 = FL to I1, SECTOR 2 = I1 to I2, SECTOR 3 = I2 to FL, DIFF = Difference To Personal Best Lap, P = Crossed Finish Line in Pit Lane, D = Time Disallowed

P17 64 2		Vince BLACKER		Porsche Boxster S			
IDEAL LAP TIME : 2:41.328		BEST LAP TIME : 2:42.164		DIFFERENCE : 0.836			
LAP	SECTOR 1	SECTOR 2	SECTOR 3	LAP TIME	MPH	DIFF	TIME OF DAY
1 -		59.940	1:00.952	3:13.144	55.33	30.980	15:58:31.175
2 -	55.043	58.088	55.930	2:49.061	63.22	6.897	16:01:20.236
3 -	53.524	57.842	55.559	2:46.925	64.02	4.761	16:04:07.161
4 -	51.807	57.032	57.120	2:45.959	64.40	3.795	16:06:53.120
5 -	1:02.828	57.628	56.102	2:56.558	60.53	14.394	16:09:49.678
6 -	50.414	56.920	54.830	2:42.164 (1)	65.90		16:12:31.842
7 -	51.070	58.009	56.304	2:45.383 (3)	64.62	3.219	16:15:17.225
8 -	54.260	56.732	55.192	2:46.184	64.31	4.020	16:18:03.409
9 -	50.008	56.490	56.292	2:42.790 (2)	65.65	0.626	16:20:46.199

P18 27 2		Kevin LUDFORD		Porsche Boxster S			
IDEAL LAP TIME : 2:43.787		BEST LAP TIME : 2:46.120		DIFFERENCE : 2.333			
LAP	SECTOR 1	SECTOR 2	SECTOR 3	LAP TIME	MPH	DIFF	TIME OF DAY
1 -		1:01.702	58.071	3:07.392	57.03	21.272	15:58:25.423
2 -	53.741	59.342	58.530	2:51.613	62.28	5.493	16:01:17.036
3 -	54.410	58.547	56.694	2:49.651	63.00	3.531	16:04:06.687
4 -	52.877	57.536	56.901	2:47.314 (3)	63.88	1.194	16:06:54.001
5 -	52.329	58.351	56.231	2:46.911 (2)	64.03	0.791	16:09:40.912
6 -	52.831	58.007	55.282	2:46.120 (1)	64.33		16:12:27.032
7 -	52.501	59.347	56.858	2:48.706	63.35	2.586	16:15:15.738
8 -	59.066	58.273	55.732	2:53.071	61.75	6.951	16:18:08.809
9 -	50.969	1:01.168	57.775	2:49.912	62.90	3.792	16:20:58.721

P19 10 2		Julian MORRIS		Porsche Boxster S			
IDEAL LAP TIME : 2:44.534		BEST LAP TIME : 2:46.460		DIFFERENCE : 1.926			
LAP	SECTOR 1	SECTOR 2	SECTOR 3	LAP TIME	MPH	DIFF	TIME OF DAY
1 -		1:01.507	57.872	3:05.831	57.51	19.371	15:58:23.862
2 -	54.323	59.485	58.748	2:52.556	61.93	6.096	16:01:16.418
3 -	54.158	58.363	57.114	2:49.635	63.00	3.175	16:04:06.053
4 -	51.909	57.025	57.526	2:46.460 (1)	64.20		16:06:52.513
5 -	52.577	57.557	57.277	2:47.411 (3)	63.84	0.951	16:09:39.924
6 -	53.442	58.943	56.363	2:48.748	63.33	2.288	16:12:28.672
7 -	52.580	57.761	57.139	2:47.480	63.81	1.020	16:15:16.152
8 -	1:06.724	56.647	57.957	3:01.328	58.94	14.868	16:18:17.480
9 -	53.253	57.492	55.978	2:46.723 (2)	64.10	0.263	16:21:04.203

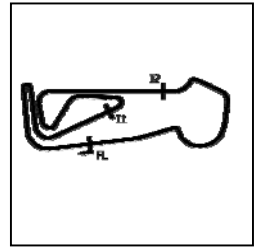
P20 22 3		Peter EVANS		Porsche Boxster S			
IDEAL LAP TIME : 2:48.985		BEST LAP TIME : 2:49.103		DIFFERENCE : 0.118			
LAP	SECTOR 1	SECTOR 2	SECTOR 3	LAP TIME	MPH	DIFF	TIME OF DAY
1 -		1:01.589	59.502	3:09.336	56.45	20.233	15:58:27.367
2 -	53.828	58.362	58.172	2:50.362 (2)	62.73	1.259	16:01:17.729
3 -	54.818	58.783	57.354	2:50.955	62.51	1.852	16:04:08.684
4 -	53.327	58.304	57.472	2:49.103 (1)	63.20		16:06:57.787
5 -	53.615	59.474	59.606	2:52.695	61.88	3.592	16:09:50.482
6 -	54.219	59.063	57.503	2:50.785 (3)	62.58	1.682	16:12:41.267
7 -	54.242	1:00.527	58.904	2:53.673	61.54	4.570	16:15:34.940
8 -	54.113	1:00.925	58.303	2:53.341	61.65	4.238	16:18:28.281
9 -	55.180	59.722	57.598	2:52.500	61.95	3.397	16:21:20.781

Weather / Track : Rain / Wet

Snetterton 300
 Circuit Length = 2.9689 miles
 Start: 15:55 Flag 16:20 End: 16:23

Petro-Canada Lubricants Porsche Club Championship with Pirelli

RACE 5 - SECTOR ANALYSIS



SECTOR 1 = FL to I1, SECTOR 2 = I1 to I2, SECTOR 3 = I2 to FL, DIFF = Difference To Personal Best Lap, P = Crossed Finish Line in Pit Lane, D = Time Disallowed

P21 49 3		Steven SHORE		Porsche Boxster S			
IDEAL LAP TIME : 2:46.307		BEST LAP TIME : 2:46.307		DIFFERENCE : 0.000			
LAP	SECTOR 1	SECTOR 2	SECTOR 3	LAP TIME	MPH	DIFF	TIME OF DAY
1 -		1:02.917	1:02.200	3:24.239	52.33	37.932	15:58:42.270
2 -	55.591	1:01.782	1:00.513	2:57.886	60.08	11.579	16:01:40.156
3 -	54.873	59.496	58.369	2:52.738	61.87	6.431	16:04:32.894
4 -	52.970	59.271	57.860	2:50.101	62.83	3.794	16:07:22.995
5 -	53.108	58.356	58.080	2:49.544	63.04	3.237	16:10:12.539
6 -	52.157	58.318	58.022	2:48.497 (3)	63.43	2.190	16:13:01.036
7 -	52.548	1:00.303	59.035	2:51.886	62.18	5.579	16:15:52.922
8 -	52.499	58.782	57.153	2:48.434 (2)	63.45	2.127	16:18:41.356
9 -	52.022	57.695	56.590	2:46.307 (1)	64.26		16:21:27.663

P22 90 3		Sarah THOMSON		Porsche Boxster S			
IDEAL LAP TIME : 2:44.431		BEST LAP TIME : 2:45.431		DIFFERENCE : 1.000			
LAP	SECTOR 1	SECTOR 2	SECTOR 3	LAP TIME	MPH	DIFF	TIME OF DAY
1 -		1:01.634	1:02.407	3:17.698	54.06	32.267	15:58:35.729
2 -	53.989	59.846	1:00.057	2:53.892	61.46	8.461	16:01:29.621
3 -	50.113	1:14.517	59.722	3:04.352	57.97	18.921	16:04:33.973
4 -	53.799	59.490	57.207	2:50.496	62.68	5.065	16:07:24.469
5 -	52.184	58.339	57.968	2:48.491 (3)	63.43	3.060	16:10:12.960
6 -	52.101	58.474	59.436	2:50.011	62.86	4.580	16:13:02.971
7 -	53.841	58.145	59.411	2:51.397	62.35	5.966	16:15:54.368
8 -	52.367	57.964	58.010	2:48.341 (2)	63.49	2.910	16:18:42.709
9 -	51.113	57.429	56.889	2:45.431 (1)	64.60		16:21:28.140

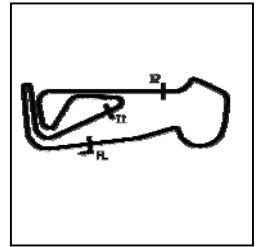
P23 20 1		John ALEXANDER		Porsche Cayman S			
IDEAL LAP TIME : 2:46.218		BEST LAP TIME : 2:47.178		DIFFERENCE : 0.960			
LAP	SECTOR 1	SECTOR 2	SECTOR 3	LAP TIME	MPH	DIFF	TIME OF DAY
1 -		1:03.790	1:02.137	3:11.780	55.73	24.602	15:58:29.811
2 -	55.985	1:00.040	58.135	2:54.160	61.36	6.982	16:01:23.971
3 -	54.117	58.895	59.082	2:52.094	62.10	4.916	16:04:16.065
4 -	55.871	59.900	59.777	2:55.548	60.88	8.370	16:07:11.613
5 -	56.344	59.714	58.889	2:54.947	61.09	7.769	16:10:06.560
6 -	54.760	58.602	57.841	2:51.203 (3)	62.42	4.025	16:12:57.763
7 -	54.158	59.657	1:02.074	2:55.889	60.76	8.711	16:15:53.652
8 -	56.604	57.514	56.142	2:50.260 (2)	62.77	3.082	16:18:43.912
9 -	52.622	57.454	57.102	2:47.178 (1)	63.93		16:21:31.090

P24 91 2		Oli TAPPIN		Porsche Boxster S			
IDEAL LAP TIME : 2:48.714		BEST LAP TIME : 2:49.070		DIFFERENCE : 0.356			
LAP	SECTOR 1	SECTOR 2	SECTOR 3	LAP TIME	MPH	DIFF	TIME OF DAY
1 -		1:01.878	1:01.532	3:15.687	54.61	26.617	15:58:33.718
2 -	55.360	1:00.045	1:00.398	2:55.803	60.79	6.733	16:01:29.521
3 -	54.534	1:01.483	59.895	2:55.912	60.75	6.842	16:04:25.433
4 -	53.529	59.820	59.289	2:52.638	61.91	3.568	16:07:18.071
5 -	53.096	59.146	58.833	2:51.075 (3)	62.47	2.005	16:10:09.146
6 -	53.976	59.223	1:00.591	2:53.790	61.49	4.720	16:13:02.936
7 -	53.245	1:03.886	58.819	2:55.950	60.74	6.880	16:15:58.886
8 -	53.455	59.217	57.300	2:49.972 (2)	62.88	0.902	16:18:48.858
9 -	52.268	59.242	57.560	2:49.070 (1)	63.21		16:21:37.928

Weather / Track : Rain / Wet

Petro-Canada Lubricants Porsche Club Championship with Pirelli

RACE 5 - SECTOR ANALYSIS



SECTOR 1 = FL to I1, SECTOR 2 = I1 to I2, SECTOR 3 = I2 to FL, DIFF = Difference To Personal Best Lap, P = Crossed Finish Line in Pit Lane, D = Time Disallowed

P25 46 3		Matt GOUGH		Porsche Boxster S			
IDEAL LAP TIME : 2:51.689		BEST LAP TIME : 2:52.484		DIFFERENCE : 0.795			
LAP	SECTOR 1	SECTOR 2	SECTOR 3	LAP TIME	MPH	DIFF	TIME OF DAY
1 -		1:02.679	1:02.102	3:20.484	53.31	28.000	15:58:38.515
2 -	56.576	1:01.545	1:00.881	2:59.002	59.70	6.518	16:01:37.517
3 -	55.725	1:02.503	1:00.747	2:58.975	59.71	6.491	16:04:36.492
4 -	55.101	1:00.996	58.720	2:54.817	61.13	2.333	16:07:31.309
5 -	54.114	59.980	58.390	2:52.484 (1)	61.96		16:10:23.793
6 -	54.353	1:02.458	1:00.665	2:57.476	60.22	4.992	16:13:21.269
7 -	55.934	1:00.661	58.674	2:55.269	60.98	2.785	16:16:16.538
8 -	53.914	1:00.761	59.226	2:53.901 (3)	61.46	1.417	16:19:10.439
9 -	55.512	59.826	57.949	2:53.287 (2)	61.67	0.803	16:22:03.726

P26 21 3		Alistair NELSON		Porsche Boxster S			
IDEAL LAP TIME : 2:46.149		BEST LAP TIME : 2:47.365		DIFFERENCE : 1.216			
LAP	SECTOR 1	SECTOR 2	SECTOR 3	LAP TIME	MPH	DIFF	TIME OF DAY
1 -		1:00.423	1:00.525	3:11.977	55.67	24.612	15:58:30.008
2 -	53.598	57.471	58.157	2:49.226 (3)	63.15	1.861	16:01:19.234
3 -	54.341	1:00.578	IN PIT	3:56.664 P	45.16	1:09.299	16:05:15.898
4 -	OUTLAP	58.378	58.696	2:50.662	62.62	3.297	16:08:06.560
5 -	1:00.138	58.810	56.914	2:55.862	60.77	8.497	16:11:02.422
6 -	52.462	58.110	56.793	2:47.365 (1)	63.86		16:13:49.787
7 -	51.885	57.604	59.405	2:48.894 (2)	63.28	1.529	16:16:38.681
8 -	52.995	1:01.312	56.980	2:51.287	62.39	3.922	16:19:29.968
9 -	56.335	58.907	57.411	2:52.653	61.90	5.288	16:22:22.621

P27 33 1		Kevin MOLYNEAUX		Porsche 996 C2			
IDEAL LAP TIME : 2:33.308		BEST LAP TIME : 2:33.922		DIFFERENCE : 0.614			
LAP	SECTOR 1	SECTOR 2	SECTOR 3	LAP TIME	MPH	DIFF	TIME OF DAY
1 -		1:06.425	IN PIT	6:36.503 P	26.95	4:02.581	16:01:54.534
2 -	OUTLAP	55.832	54.149	2:40.419	66.62	6.497	16:04:34.953
3 -	50.825	56.019	53.876	2:40.720	66.50	6.798	16:07:15.673
4 -	50.566	55.098	53.697	2:39.361	67.06	5.439	16:09:55.034
5 -	47.829	54.060	52.033	2:33.922 (1)	69.43		16:12:28.956
6 -	48.476	54.306	52.168	2:34.950 (2)	68.97	1.028	16:15:03.906
7 -	47.777	54.456	53.617	2:35.850	68.57	1.928	16:17:39.756
8 -	48.724	54.666	51.715	2:35.105 (3)	68.90	1.183	16:20:14.861
9 -	47.533	54.976	53.300	2:35.809	68.59	1.887	16:22:50.670

Weather / Track : Rain / Wet

Petro-Canada Lubricants Porsche Club Championship with Pirelli

RACE 5 - BEST SECTORS

SECTOR 1			SECTOR 2			SECTOR 3			IDEAL / BEST COMPARISON						
POS	NO	NAME	TIME	NO	NAME	TIME	NO	NAME	TIME	POS	NO	NAME	IDEAL	BEST	DIFF
													PERFECT LAP	2:28.896	
1	14	MCAL EER	46.426	14	MCAL EER	52.295	14	MCAL EER	50.175	1	14	MCAL EER	2:28.896	2:29.737	0.841
2	23	CLARK	46.432	3	ELLIS	52.499	23	CLARK	50.299	2	23	CLARK	2:29.647	2:30.272	0.625
3	9	DYER	46.440	23	CLARK	52.916	9	DYER	50.365	3	3	ELLIS	2:29.966	2:30.954	0.988
4	11	CALEY	46.703	2	MORRIS	53.070	3	ELLIS	50.522	4	9	DYER	2:30.073	2:30.624	0.551
5	2	MORRIS	46.710	11	CALEY	53.114	11	CALEY	50.543	5	11	CALEY	2:30.360	2:30.607	0.247
6	3	ELLIS	46.945	44	MCAL EER	53.227	2	MORRIS	50.595	6	2	MORRIS	2:30.375	2:30.836	0.461
7	44	MCAL EER	47.434	9	DYER	53.268	44	MCAL EER	51.138	7	44	MCAL EER	2:31.799	2:32.212	0.413
8	33	MOLYNEAUX	47.533	33	MOLYNEAUX	54.060	33	MOLYNEAUX	51.715	8	33	MOLYNEAUX	2:33.308	2:33.922	0.614
9	12	CALEY	48.893	85	BAYSTON	55.083	85	BAYSTON	52.527	9	85	BAYSTON	2:36.696	2:37.217	0.521
10	85	BAYSTON	49.086	25	KYLE-HENNEY	55.502	17	MUGGERIDGE	52.673	10	12	CALEY	2:37.558	2:37.988	0.430
11	17	MUGGERIDGE	49.107	12	CALEY	55.652	12	CALEY	53.013	11	17	MUGGERIDGE	2:37.672	2:38.056	0.384
12	25	KYLE-HENNEY	49.310	70	ARCHER	55.747	25	KYLE-HENNEY	53.062	12	25	KYLE-HENNEY	2:37.874	2:37.874	0.000
13	70	ARCHER	49.495	17	MUGGERIDGE	55.892	70	ARCHER	53.380	13	70	ARCHER	2:38.622	2:38.904	0.282
14	78	FORBER	49.500	78	FORBER	56.150	78	FORBER	53.645	14	78	FORBER	2:39.295	2:39.909	0.614
15	30	LEWIS	49.725	64	BLACKER	56.490	64	BLACKER	54.830	15	64	BLACKER	2:41.328	2:42.164	0.836
16	64	BLACKER	50.008	88	SIMPSON	56.629	30	LEWIS	54.851	16	30	LEWIS	2:41.698	2:42.533	0.835
17	90	THOMSON	50.113	10	MORRIS	56.647	6	THOMPSON	55.019	17	88	SIMPSON	2:41.874	2:41.908	0.034
18	88	SIMPSON	50.203	30	LEWIS	57.122	88	SIMPSON	55.042	18	6	THOMPSON	2:43.414	2:44.386	0.972
19	6	THOMPSON	50.791	90	THOMSON	57.429	27	LUDFORD	55.282	19	27	LUDFORD	2:43.787	2:46.120	2.333
20	27	LUDFORD	50.969	20	ALEXANDER	57.454	10	MORRIS	55.978	20	90	THOMSON	2:44.431	2:45.431	1.000
21	21	NELSON	51.885	21	NELSON	57.471	20	ALEXANDER	56.142	21	10	MORRIS	2:44.534	2:46.460	1.926
22	10	MORRIS	51.909	27	LUDFORD	57.536	49	SHORE	56.590	22	21	NELSON	2:46.149	2:47.365	1.216
23	49	SHORE	52.022	6	THOMPSON	57.604	21	NELSON	56.793	23	20	ALEXANDER	2:46.218	2:47.178	0.960
24	91	TAPPIN	52.268	49	SHORE	57.695	90	THOMSON	56.889	24	49	SHORE	2:46.307	2:46.307	0.000
25	20	ALEXANDER	52.622	22	EVANS	58.304	91	TAPPIN	57.300	25	91	TAPPIN	2:48.714	2:49.070	0.356
26	22	EVANS	53.327	91	TAPPIN	59.146	22	EVANS	57.354	26	22	EVANS	2:48.985	2:49.103	0.118
27	46	GOUGH	53.914	46	GOUGH	59.826	46	GOUGH	57.949	27	46	GOUGH	2:51.689	2:52.484	0.795
28				24	HAZELTON	1:04.664									

Weather / Track : Rain / Wet

Results can be found at www.tsl-timing.com

Snetterton 300

Circuit Length = 2.9689 miles

Start: 15:55 Flag 16:20 End: 16:23

Printed - 16:24 Saturday, 02 October 2021

Petro-Canada Lubricants Porsche Club Championship with Pirelli

RACE 5 - STATISTICS

Competitors Started 28
Planned Start 2021-10-02 @ 15:35:00.000
Actual Start 2021-10-02 @ 15:55:18.031
Finish Time 2021-10-02 @ 16:20:44.549
Track Length 2.9689mi.
Total Laps 259
Total Distance Covered 768.9480mi.

Session Fastest Lap History

NO	CL	NAME	LAP TIME	TIME OF DAY	LAP	VEHICLE
11	1	James CALEY	2:38.488	15:57:56.536	1	Porsche 997 C2S
11	1	James CALEY	2:32.536	16:00:29.071	2	Porsche 997 C2S
11	1	James CALEY	2:32.437	16:05:34.420	4	Porsche 997 C2S
9	1	Chris DYER	2:31.865	16:05:37.550	4	Porsche Cayman S
11	1	James CALEY	2:31.280	16:08:05.699	5	Porsche 997 C2S
9	1	Chris DYER	2:30.624	16:08:08.174	5	Porsche Cayman S
11	1	James CALEY	2:30.607	16:10:36.307	6	Porsche 997 C2S
14	1	Mark MCALEER	2:29.737	16:13:15.576	7	Porsche 997 C2S

Session Leader History

NO	CL	NAME	FROM LAP	LAPS LED	DISTANCE	VEHICLE
11	1	James CALEY	1	10	29.68 miles	Porsche 997 C2S

Flag History

TYPE	TIME OF DAY
GREEN	15:55:18.031
FINISH	16:20:44.549

Flag Statistics

TYPE	COUNT	TOTAL LAPS	TOTAL TIME
Green	1	10	28:10.575
Red	0	0	0.000
Safety Car	0	0	0.000
FCY	0	0	0.000

Weather / Track : Rain / Wet

Petro-Canada Lubricants Porsche Club Championship with Pirelli

RACE 5 - STATISTICS

CLASS : 1

10 Starters

Fastest Lap History

NO	NAME	LAP TIME	TIME OF DAY	LAP	VEHICLE
11	James CALEY	2:38.488	15:57:56.536	1	Porsche 997 C2S
11	James CALEY	2:32.536	16:00:29.071	2	Porsche 997 C2S
11	James CALEY	2:32.437	16:05:34.420	4	Porsche 997 C2S
9	Chris DYER	2:31.865	16:05:37.550	4	Porsche Cayman S
11	James CALEY	2:31.280	16:08:05.699	5	Porsche 997 C2S
9	Chris DYER	2:30.624	16:08:08.174	5	Porsche Cayman S
11	James CALEY	2:30.607	16:10:36.307	6	Porsche 997 C2S
14	Mark MCALEER	2:29.737	16:13:15.576	7	Porsche 997 C2S

Leader History

NO	NAME	FROM LAP	LAPS LED	DISTANCE	VEHICLE
11	James CALEY	1	10	29.68 miles	Porsche 997 C2S

Weather / Track : Rain / Wet

Results can be found at www.tsl-timing.com

Page 2 of 4

Snetterton 300
Circuit Length = 2.9689 miles
Start: 15:55 Flag 16:20 End: 16:23
Printed - 16:25 Saturday, 02 October 2021

Petro-Canada Lubricants Porsche Club Championship with Pirelli

RACE 5 - STATISTICS

CLASS : 2

11 Starters

Fastest Lap History

NO	NAME	LAP TIME	TIME OF DAY	LAP	VEHICLE
88	Paul SIMPSON	2:52.764	15:58:10.792	1	Porsche Boxster S
12	Bill CALEY	2:42.675	16:00:54.676	2	Porsche Boxster S
70	Angus ARCHER	2:42.484	16:00:57.209	2	Porsche Boxster S
12	Bill CALEY	2:39.402	16:03:34.078	3	Porsche Boxster S
12	Bill CALEY	2:38.990	16:06:13.069	4	Porsche Boxster S
12	Bill CALEY	2:37.988	16:08:51.057	5	Porsche Boxster S
25	Matthew KYLE-HENNEY	2:37.874	16:16:54.133	8	Porsche Boxster S

Leader History

NO	NAME	FROM LAP	LAPS LED	DISTANCE	VEHICLE
88	Paul SIMPSON	1	1	2.96 miles	Porsche Boxster S
12	Bill CALEY	2	9	26.72 miles	Porsche Boxster S

Weather / Track : Rain / Wet

Results can be found at www.tsl-timing.com

Page 3 of 4

Snetterton 300
Circuit Length = 2.9689 miles
Start: 15:55 Flag 16:20 End: 16:23
Printed - 16:25 Saturday, 02 October 2021

Petro-Canada Lubricants Porsche Club Championship with Pirelli

RACE 5 - STATISTICS

CLASS : 3

7 Starters

Fastest Lap History

NO	NAME	LAP TIME	TIME OF DAY	LAP	VEHICLE
78	Richard FORBER	2:57.788	15:58:15.822	1	Porsche Boxster S
78	Richard FORBER	2:42.666	16:00:58.488	2	Porsche Boxster S
78	Richard FORBER	2:41.641	16:06:23.323	4	Porsche Boxster S
78	Richard FORBER	2:40.192	16:09:03.516	5	Porsche Boxster S
78	Richard FORBER	2:40.021	16:11:43.536	6	Porsche Boxster S
78	Richard FORBER	2:39.973	16:14:23.509	7	Porsche Boxster S
78	Richard FORBER	2:39.909	16:17:03.418	8	Porsche Boxster S

Leader History

NO	NAME	FROM LAP	LAPS LED	DISTANCE	VEHICLE
78	Richard FORBER	1	10	29.68 miles	Porsche Boxster S

Weather / Track : Rain / Wet

Results can be found at www.tsl-timing.com

Page 4 of 4

Snetterton 300
Circuit Length = 2.9689 miles
Start: 15:55 Flag 16:20 End: 16:23

Printed - 16:25 Saturday, 02 October 2021