



# Snetterton 300 Circuit

27<sup>th</sup> July 2019

## Results

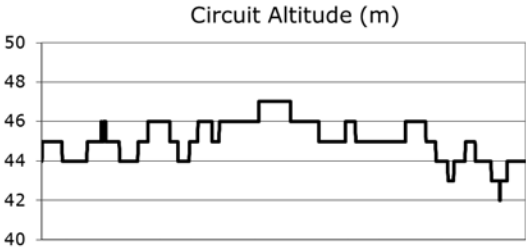
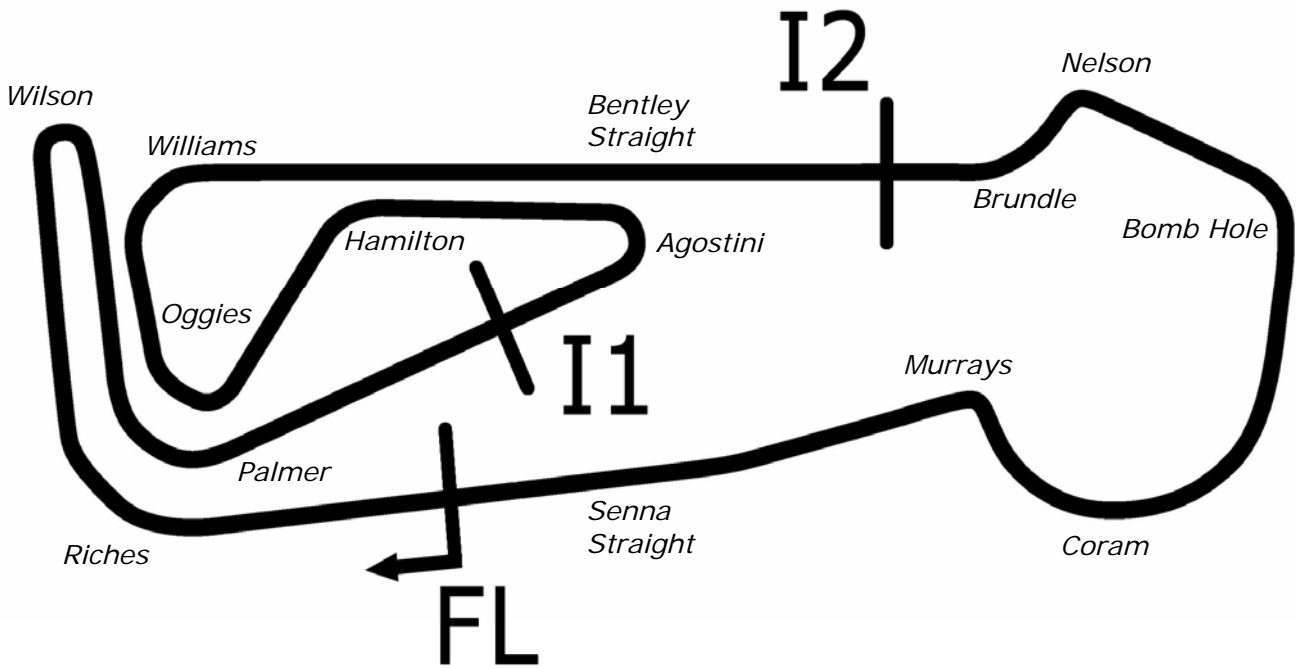


# Snetterton 300



SPORTS TIMING

TIMING SOLUTIONS LTD



Length	2.9689 miles	4778.0 m	
FL		52.46340 N	0.94476 E
I1	1545m	52.46487 N	0.94466 E
I2	3198m	52.46617 N	0.94964 E
Pit Entry	4572m	52.46364 N	0.94774 E
Pit Exit	40m after FL	52.46338 N	0.94420 E
Pit Entry-Pit Exit	246m, 14.7s @60kph, 11.0s @80kph		

All results available at [www.tsl-timing.com](http://www.tsl-timing.com)

# Petro-Canada Lubricants Porsche Club Championship

## QUALIFYING - RACE 1 - CLASSIFICATION

POS	NO	CL	PIC NAME	ENTRY	TIME	ON	LAPS	GAP	DIFF	MPH
1	23	1	1 Simon CLARK	Porsche Cayman S	2:28.044	3	7			72.19
2	2	1	2 Peter MORRIS	Porsche 997 C2S	2:30.198	7	8	2.154	2.154	71.15
3	9	1	3 Chris DYER	Porsche Cayman S	2:30.978	6	7	2.934	0.780	70.79
4	7	1	4 Michael PRICE	Porsche 997 C2S	2:31.601	3	8	3.557	0.623	70.50
5	14	1	5 Mark MCALEER	Porsche 997 C2S	2:34.123	5	8	6.079	2.522	69.34
6	4	1	6 Andrew TOON	Porsche 996 C2S	2:35.400	7	8	7.356	1.277	68.77
7	47	2	1 James COLEMAN	Porsche Boxster S	2:35.856	2	7	7.812	0.456	68.57
8	16	1	7 Kevin HARRISON	Porsche 996 C2	2:36.071	4	6	8.027	0.215	68.48
9	59	1	8 Del BRETT	Porsche 997 C2S	2:36.284	5	8	8.240	0.213	68.38
10	70	2	2 Angus ARCHER	Porsche Boxster S	2:37.576	6	6	9.532	1.292	67.82
11	41	2	3 Kevin MOLYNEAUX	Porsche Boxster S	2:38.599	5	7	10.555	1.023	67.39
12	3	2	4 Ross MORRIS	Porsche Boxster 987	2:39.283	4	7	11.239	0.684	67.10
13	44	1	9 Jake MCALEER	Porsche 996 C2	2:39.609	2	4	11.565	0.326	66.96
14	50	1	10 James CALEY	Porsche 997 C2S	2:40.367	7	7	12.323	0.758	66.64
15	48	2	5 Toby BARLOW	Porsche Boxster S	2:42.970	2	3	14.926	2.603	65.58
16	68	2	6 Steve FREEMAN	Porsche Boxster S	2:43.399	5	7	15.355	0.429	65.41
17	28	2	7 Andy BAKER	Porsche Boxster S	2:48.211	5	7	20.167	4.812	63.53
18	32	3	1 William HESLOP	Porsche Boxster S	2:48.258	7	7	20.214	0.047	63.52
19	86	3	2 Ben MCLOUGHLIN	Porsche Boxster S	2:49.655	3	5	21.611	1.397	62.99
20	600	3	3 Simon RUFFELL-WARD	Porsche Boxster S	2:50.949	2	7	22.905	1.294	62.52
21	80	3	4 Paul BLAKESLEY	Porsche Boxster S	2:51.157	6	6	23.113	0.208	62.44
22	21	3	5 Sam BECKETT	Porsche Boxster S	2:55.167	7	7	27.123	4.010	61.01
23	39	3	6 Ollie COLES	Porsche Boxster S	2:56.426	7	7	28.382	1.259	60.58
24	46	3	7 Wayne MINOGUE	Porsche Boxster S	2:56.753	7	7	28.709	0.327	60.46
25	55	3	8 Scot ADAMS	Porsche Boxster S	2:57.868	6	7	29.824	1.115	60.08
26	6	3	9 Mike THOMPSON	Porsche Boxster S	2:58.052	2	6	30.008	0.184	60.02
27	10	3	10 Julian MORRIS	Porsche Boxster S	3:00.629	3	7	32.585	2.577	59.17
28	22	3	11 Mark MCCULLOUGH	Porsche Boxster S	3:01.351	3	5	33.307	0.722	58.93
29	24*	3	12 Carl HAZELTON	Porsche Boxster S	3:07.689	5	6	39.645	6.338	56.94
30	49	3	13 Steven SHORE	Porsche Boxster S	3:12.421	3	6	44.377	4.732	55.54
31	69	3	14 Mark DUNCAN	Porsche Boxster S	3:15.890	4	4	47.846	3.469	54.56
32	33	1	11 Alastair ILES	Porsche 997 C2S			2			

\* Car 24 - Transponder not working - Please fix or you may be missed / ignored in the Race

Weather / Track : Rain / Wet

These results are provisional until the conclusion of any judicial and technical matters.

Snetterton 300

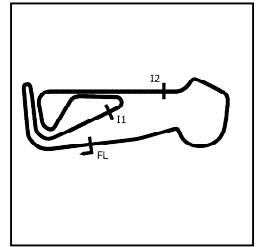
Circuit Length = 2.9689 miles

Start: 09:00 Flag 09:20 End: 09:23

Clerk Of Course :	Timekeeper :
-------------------	--------------

# Petro-Canada Lubricants Porsche Club Championship

## QUALIFYING - RACE 1 - SECTOR ANALYSIS



SECTOR 1 = FL to I1, SECTOR 2 = I1 to I2, SECTOR 3 = I2 to FL, DIFF = Difference To Personal Best Lap, P = Crossed Finish Line in Pit Lane, D = Time Disallowed

P1		23 1		Simon CLARK			Porsche Cayman S				
IDEAL LAP TIME : 2:27.198		BEST LAP TIME : 2:28.044			DIFFERENCE : 0.846						
LAP	SECTOR 1	SECTOR 2		SECTOR 3		LAP TIME	MPH	DIFF	TIME OF DAY		
1 -	OUTLAP	99.2	53.317	107.3	51.465	112.5	2:34.681	69.09	6.637	09:02:56.923	
2 -	46.910	97.3	52.434	<b>119.4</b>	<b>49.874</b>	<b>113.7</b>	2:29.218	71.62	1.174	09:05:26.141	
3 -	45.420	102.6	52.009	116.9	50.615	112.7	<b>2:28.044 (1)</b>	<b>72.19</b>		<b>09:07:54.185</b>	
4 -	<b>45.385</b>	103.7	52.199	<b>119.4</b>	50.815	112.2	2:28.399 (2)	72.02	0.355	09:10:22.584	
5 -	45.901	<b>105.5</b>	<b>51.939</b>	114.9	51.249	111.6	2:29.089	71.68	1.045	09:12:51.673	
6 -	46.025	103.5	52.201	116.9	50.568	110.5	2:28.794 (3)	71.83	0.750	09:15:20.467	
7 -	46.273	92.3	53.094	118.9	IN PIT		4:48.175 P	37.08	2:20.131	09:20:08.642	

P2		2 1		Peter MORRIS			Porsche 997 C2S				
IDEAL LAP TIME : 2:29.598		BEST LAP TIME : 2:30.198			DIFFERENCE : 0.600						
LAP	SECTOR 1	SECTOR 2		SECTOR 3		LAP TIME	MPH	DIFF	TIME OF DAY		
1 -	OUTLAP	97.9	53.725	104.3	52.118	116.3	2:38.429	67.46	8.231	09:02:56.267	
2 -	47.159	97.2	55.701	98.6	52.894	<b>118.1</b>	2:35.754	68.62	5.556	09:05:32.021	
3 -	48.667	95.0	54.171	105.3	51.625	116.1	2:34.463	69.19	4.265	09:08:06.484	
4 -	<b>46.963</b>	101.0	53.456	106.3	50.910	116.9	2:31.329 (2)	70.62	1.131	09:10:37.813	
5 -	47.326	96.1	54.059	110.3	50.960	116.5	2:32.345	70.15	2.147	09:13:10.158	
6 -	49.321	101.3	53.200	111.1	<b>50.123</b>	115.7	2:32.644	70.01	2.446	09:15:42.802	
7 -	47.264	<b>103.2</b>	<b>52.512</b>	<b>114.5</b>	50.422	115.7	<b>2:30.198 (1)</b>	<b>71.15</b>		<b>09:18:13.000</b>	
8 -	47.219	97.8	52.954	108.9	52.153	115.3	2:32.326 (3)	70.16	2.128	09:20:45.326	

P3		9 1		Chris DYER			Porsche Cayman S				
IDEAL LAP TIME : 2:30.507		BEST LAP TIME : 2:30.978			DIFFERENCE : 0.471						
LAP	SECTOR 1	SECTOR 2		SECTOR 3		LAP TIME	MPH	DIFF	TIME OF DAY		
1 -	OUTLAP	84.6	54.532	100.9	52.389	112.4	2:41.591	66.14	10.613	09:03:01.522	
2 -	47.979	96.1	54.368	106.6	51.775	112.4	2:34.122	69.34	3.144	09:05:35.644	
3 -	47.953	87.7	54.300	112.0	51.003	<b>114.1</b>	2:33.256 (3)	69.74	2.278	09:08:08.900	
4 -	49.177	92.5	55.273	100.4	53.298	112.5	2:37.748	67.75	6.770	09:10:46.648	
5 -	49.181	95.8	55.414	90.3	53.799	112.7	2:38.394	67.47	7.416	09:13:25.042	
6 -	<b>46.796</b>	100.4	<b>53.339</b>	<b>120.9</b>	50.843	112.0	<b>2:30.978 (1)</b>	<b>70.79</b>		<b>09:15:56.020</b>	
7 -	47.050	<b>102.1</b>	53.862	120.6	<b>50.372</b>	113.1	2:31.284 (2)	70.64	0.306	09:18:27.304	

P4		7 1		Michael PRICE			Porsche 997 C2S				
IDEAL LAP TIME : 2:30.500		BEST LAP TIME : 2:31.601			DIFFERENCE : 1.101						
LAP	SECTOR 1	SECTOR 2		SECTOR 3		LAP TIME	MPH	DIFF	TIME OF DAY		
1 -	OUTLAP	76.6	57.111	96.9	53.778	109.2	2:43.148	65.51	11.547	09:02:49.410	
2 -	51.120	95.7	53.675	107.0	53.021	96.0	2:37.816	67.72	6.215	09:05:27.226	
3 -	47.825	<b>100.3</b>	53.608	117.1	50.168	111.8	<b>2:31.601 (1)</b>	<b>70.50</b>		<b>09:07:58.827</b>	
4 -	47.960	97.1	53.928	104.3	50.461	111.6	2:32.349 (3)	70.15	0.748	09:10:31.176	
5 -	49.607	94.3	54.060	119.1	<b>50.162</b>	111.2	2:33.829	69.48	2.228	09:13:05.005	
6 -	48.217	93.2	54.280	103.2	54.994	110.3	2:37.491	67.86	5.890	09:15:42.496	
7 -	48.931	95.7	53.726	<b>121.5</b>	54.873	109.2	2:37.530	67.84	5.929	09:18:20.026	
8 -	<b>47.656</b>	98.9	<b>52.682</b>	111.1	51.335	<b>112.9</b>	2:31.673 (2)	70.46	0.072	09:20:51.699	

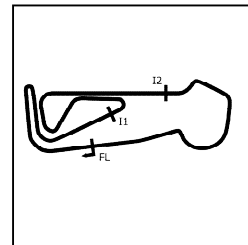
P5		14 1		Mark MCALEER			Porsche 997 C2S				
IDEAL LAP TIME : 2:32.822		BEST LAP TIME : 2:34.123			DIFFERENCE : 1.301						
LAP	SECTOR 1	SECTOR 2		SECTOR 3		LAP TIME	MPH	DIFF	TIME OF DAY		
1 -	OUTLAP	81.7	57.613	91.8	54.208	114.7	2:50.280	62.76	16.157	09:03:22.499	
2 -	50.428	93.8	55.319	105.0	54.277	114.3	2:40.024	66.79	5.901	09:06:02.523	
3 -	48.516	88.1	54.798	101.5	53.216	114.3	2:36.530	68.28	2.407	09:08:39.053	
4 -	49.167	97.5	54.915	103.4	51.814	<b>117.1</b>	2:35.896	68.55	1.773	09:11:14.949	
5 -	<b>47.558</b>	<b>100.6</b>	54.874	100.7	51.691	116.9	<b>2:34.123 (1)</b>	<b>69.34</b>		<b>09:13:49.072</b>	
6 -	47.958	96.5	53.990	113.1	52.779	108.9	2:34.727 (3)	69.07	0.604	09:16:23.799	
7 -	48.876	99.7	54.466	113.1	52.184	116.3	2:35.526	68.72	1.403	09:18:59.325	
8 -	49.435	97.5	<b>53.691</b>	<b>118.9</b>	<b>51.573</b>	116.1	2:34.699 (2)	69.08	0.576	09:21:34.024	

Weather / Track : Rain / Wet

Snetterton 300  
Circuit Length = 2.9689 miles  
Start: 09:00 Flag 09:20 End: 09:23

# Petro-Canada Lubricants Porsche Club Championship

## QUALIFYING - RACE 1 - SECTOR ANALYSIS



SECTOR 1 = FL to I1, SECTOR 2 = I1 to I2, SECTOR 3 = I2 to FL, DIFF = Difference To Personal Best Lap, P = Crossed Finish Line in Pit Lane, D = Time Disallowed

P6		4 1		Andrew TOON			Porsche 996 C2S			
IDEAL LAP TIME : 2:34.683		BEST LAP TIME : 2:35.400			DIFFERENCE : 0.717					
LAP	SECTOR 1	SECTOR 2		SECTOR 3		LAP TIME	MPH	DIFF	TIME OF DAY	
1 -	OUTLAP	90.5	56.355	86.0	53.724	110.7	2:43.167	65.50	7.767	09:02:51.499
2 -	49.933	92.6	56.197	99.2	53.060	109.2	2:39.190	67.14	3.790	09:05:30.689
3 -	49.105	90.5	54.456	107.2	53.767	109.2	2:37.328 (3)	67.93	1.928	09:08:08.017
4 -	<b>48.968</b>	88.7	55.253	93.0	53.648	<b>112.4</b>	2:37.869	67.70	2.469	09:10:45.886
5 -	49.009	93.3	58.139	85.4	IN PIT		3:49.678 P	46.53	1:14.278	09:14:35.564
6 -	OUTLAP	87.7	55.905	<b>110.0</b>	53.045	108.0	2:40.337	66.66	4.937	09:17:15.901
7 -	49.685	<b>99.1</b>	<b>54.025</b>	109.8	<b>51.690</b>	111.6	<b>2:35.400 (1)</b>	<b>68.77</b>		<b>09:19:51.301</b>
8 -	50.250	85.7	54.178	103.8	52.596	110.9	2:37.024 (2)	68.06	1.624	09:22:28.325

P7		47 2		James COLEMAN			Porsche Boxster S			
IDEAL LAP TIME : 2:35.692		BEST LAP TIME : 2:35.856			DIFFERENCE : 0.164					
LAP	SECTOR 1	SECTOR 2		SECTOR 3		LAP TIME	MPH	DIFF	TIME OF DAY	
1 -	OUTLAP	<b>96.5</b>	55.468	81.7	54.173	105.5	2:44.477	64.98	8.621	09:02:59.004
2 -	<b>47.885</b>	93.5	<b>54.792</b>	<b>110.0</b>	53.179	105.5	<b>2:35.856 (1)</b>	<b>68.57</b>		<b>09:05:34.860</b>
3 -	48.304	91.1	54.835	105.0	<b>53.015</b>	<b>105.8</b>	2:36.154 (2)	68.44	0.298	09:08:11.014
4 -	47.972	91.6	54.965	100.1	53.842	105.5	2:36.779 (3)	68.17	0.923	09:10:47.793
5 -	48.680	89.0	55.783	91.1	56.278	103.7	2:40.741	66.49	4.885	09:13:28.534
6 -	48.727	87.1	56.069	101.3	IN PIT		4:21.150 P	40.92	1:45.294	09:17:49.684
7 -	OUTLAP	90.0	58.038	97.9	54.254	102.2	2:44.195	65.09	8.339	09:20:33.879

P8		16 1		Kevin HARRISON			Porsche 996 C2			
IDEAL LAP TIME : 2:35.076		BEST LAP TIME : 2:36.071			DIFFERENCE : 0.995					
LAP	SECTOR 1	SECTOR 2		SECTOR 3		LAP TIME	MPH	DIFF	TIME OF DAY	
1 -	OUTLAP	86.5	56.087	100.6	52.819	113.7	2:42.682	65.69	6.611	09:02:54.063
2 -	48.741	89.3	55.640	101.6	53.024	114.1	2:37.405 (3)	67.90	1.334	09:05:31.468
3 -	49.000	90.8	55.590	100.6	<b>52.083</b>	<b>114.9</b>	2:36.673 (2)	68.21	0.602	09:08:08.141
4 -	<b>48.092</b>	91.9	<b>54.901</b>	<b>107.3</b>	53.078	114.5	<b>2:36.071 (1)</b>	<b>68.48</b>		<b>09:10:44.212</b>
5 -	49.334	85.9	57.332	85.3	IN PIT		4:12.499 P	42.32	1:36.428	09:14:56.711
6 -	OUTLAP	<b>94.7</b>	54.956	105.3	52.811	102.6	2:39.479	67.01	3.408	09:17:36.190

P9		59 1		Del BRETT			Porsche 997 C2S			
IDEAL LAP TIME : 2:36.284		BEST LAP TIME : 2:36.284			DIFFERENCE : 0.000					
LAP	SECTOR 1	SECTOR 2		SECTOR 3		LAP TIME	MPH	DIFF	TIME OF DAY	
1 -	OUTLAP	74.9	59.143	99.8	57.584	107.8	2:57.959	60.05	21.675	09:03:11.392
2 -	51.901	94.1	56.670	105.8	55.809	114.1	2:44.380	65.02	8.096	09:05:55.772
3 -	51.174	89.0	55.799	<b>108.9</b>	54.817	111.1	2:41.790	66.06	5.506	09:08:37.562
4 -	50.160	97.2	55.539	98.5	53.995	<b>115.1</b>	2:39.694 (3)	66.92	3.410	09:11:17.256
5 -	<b>48.367</b>	97.5	<b>54.627</b>	100.6	<b>53.290</b>	112.0	<b>2:36.284 (1)</b>	<b>68.38</b>		<b>09:13:53.540</b>
6 -	49.163	97.9	54.804	105.0	54.682	114.5	2:38.649 (2)	67.36	2.365	09:16:32.189
7 -	50.217	<b>100.4</b>	55.586	94.6	54.161	110.1	2:39.964	66.81	3.680	09:19:12.153
8 -	50.232	91.6	54.957	101.2	57.195	85.9	2:42.384	65.81	6.100	09:21:54.537

P10		70 2		Angus ARCHER			Porsche Boxster S			
IDEAL LAP TIME : 2:37.576		BEST LAP TIME : 2:37.576			DIFFERENCE : 0.000					
LAP	SECTOR 1	SECTOR 2		SECTOR 3		LAP TIME	MPH	DIFF	TIME OF DAY	
1 -	OUTLAP	72.9	1:01.185	81.2	57.570	102.6	2:57.887	60.08	20.311	09:03:14.216
2 -	50.978	94.6	56.431	102.6	55.087	105.3	2:42.496	65.77	4.920	09:05:56.712
3 -	50.909	87.3	56.767	100.6	54.025	<b>105.5</b>	2:41.701 (3)	66.09	4.125	09:08:38.413
4 -	52.536	87.3	57.139	96.9	53.821	104.5	2:43.496	65.37	5.920	09:11:21.909
5 -	49.518	92.9	56.637	<b>105.0</b>	53.432	104.2	2:39.587 (2)	66.97	2.011	09:14:01.496
6 -	<b>49.162</b>	<b>96.9</b>	<b>55.830</b>	104.8	<b>52.584</b>	101.5	<b>2:37.576 (1)</b>	<b>67.82</b>		<b>09:16:39.072</b>

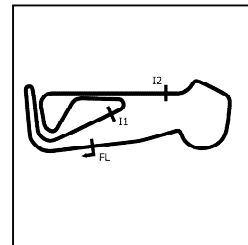
P11		41 2		Kevin MOLYNEAUX			Porsche Boxster S			
IDEAL LAP TIME : 2:37.983		BEST LAP TIME : 2:38.599			DIFFERENCE : 0.616					
LAP	SECTOR 1	SECTOR 2		SECTOR 3		LAP TIME	MPH	DIFF	TIME OF DAY	

Weather / Track : Rain / Wet

Snetterton 300  
Circuit Length = 2.9689 miles  
Start: 09:00 Flag 09:20 End: 09:23

# Petro-Canada Lubricants Porsche Club Championship

## QUALIFYING - RACE 1 - SECTOR ANALYSIS



SECTOR 1 = FL to I1, SECTOR 2 = I1 to I2, SECTOR 3 = I2 to FL, DIFF = Difference To Personal Best Lap, P = Crossed Finish Line in Pit Lane, D = Time Disallowed

Lap	Time	S1	S2	S3	Diff	MPH	Diff	Time			
1 -	OUTLAP	74.8	58.824	86.2	57.208	106.8	2:49.630	63.00	11.031	09:03:12.923	
2 -	53.318	85.4	56.028	95.4	55.098	<b>107.3</b>	2:44.444	64.99	5.845	09:05:57.367	
3 -	51.569	84.6	56.800	89.9	IN PIT		3:34.145	<b>P</b>	49.91	55.546	09:09:31.512
4 -	OUTLAP	84.3	57.375	101.3	53.850	102.7	2:44.372	65.02	5.773	09:12:15.884	
5 -	49.664	87.4	<b>55.671</b>	103.4	<b>53.264</b>	104.3	<b>2:38.599 (1)</b>	<b>67.39</b>		<b>09:14:54.483</b>	
6 -	49.286	<b>91.8</b>	55.879	<b>107.2</b>	54.106	104.2	2:39.271	<b>(3)</b>	67.10	0.672	09:17:33.754
7 -	<b>49.048</b>	88.8	55.693	103.4	54.136	101.5	2:38.877	<b>(2)</b>	67.27	0.278	09:20:12.631

<b>P12</b>	<b>3 2</b>	<b>Ross MORRIS</b>	Porsche Boxster 987
IDEAL LAP TIME :	2:37.388	BEST LAP TIME :	2:39.283
		DIFFERENCE :	1.895

LAP	SECTOR 1	SECTOR 2	SECTOR 3	LAP TIME	MPH	DIFF	TIME OF DAY				
1 -	OUTLAP	84.0	57.818	96.5	55.048	104.0	2:50.745	62.59	11.462	09:03:18.092	
2 -	49.759	85.0	55.960	103.8	54.003	104.8	2:39.722	<b>(2)</b>	66.91	0.439	09:05:57.814
3 -	50.477	87.1	56.818	98.5	54.407	102.7	2:41.702	<b>(3)</b>	66.09	2.419	09:08:39.516
4 -	50.529	87.9	55.757	102.2	<b>52.997</b>	<b>107.8</b>	<b>2:39.283 (1)</b>	<b>67.10</b>		<b>09:11:18.799</b>	
5 -	<b>48.941</b>	<b>90.5</b>	<b>55.450</b>	97.9	IN PIT		3:52.125	<b>P</b>	46.04	1:12.842	09:15:10.924
6 -	OUTLAP	88.8	56.120	<b>111.1</b>	53.248	99.8	2:44.786	64.86	5.503	09:17:55.710	
7 -	50.928	89.4	56.691	97.2	57.787	98.3	2:45.406	64.61	6.123	09:20:41.116	

<b>P13</b>	<b>44 1</b>	<b>Jake MCALEER</b>	Porsche 996 C2
IDEAL LAP TIME :	2:39.359	BEST LAP TIME :	2:39.609
		DIFFERENCE :	0.250

LAP	SECTOR 1	SECTOR 2	SECTOR 3	LAP TIME	MPH	DIFF	TIME OF DAY				
1 -	OUTLAP	72.7	<b>56.326</b>	92.4	54.733	108.5	2:47.235	63.91	7.626	09:03:26.147	
2 -	<b>49.210</b>	<b>96.0</b>	56.576	<b>120.4</b>	<b>53.823</b>	<b>109.8</b>	<b>2:39.609 (1)</b>	<b>66.96</b>		<b>09:06:05.756</b>	
3 -	51.926	93.8	1:04.562	76.3	IN PIT		5:42.392	<b>P</b>	31.21	3:02.783	09:11:48.148
4 -	OUTLAP	93.0	57.307	97.2	54.539	99.1	2:47.626	63.76	8.017	09:14:35.774	

<b>P14</b>	<b>50 1</b>	<b>James CALEY</b>	Porsche 997 C2S
IDEAL LAP TIME :	2:38.626	BEST LAP TIME :	2:40.367
		DIFFERENCE :	1.741

LAP	SECTOR 1	SECTOR 2	SECTOR 3	LAP TIME	MPH	DIFF	TIME OF DAY				
1 -	OUTLAP	85.8	1:00.689	91.6	56.743	93.7	2:50.460	62.70	10.093	09:03:15.357	
2 -	51.449	86.4	57.331	92.5	55.559	98.2	2:44.339	65.03	3.972	09:05:59.696	
3 -	<b>50.287</b>	84.4	57.715	92.8	55.913	100.0	2:43.915	<b>(3)</b>	65.20	3.548	09:08:43.611
4 -	50.435	<b>98.1</b>	57.541	104.2	IN PIT		4:14.433	<b>P</b>	42.00	1:34.066	09:12:58.044
5 -	OUTLAP	77.5	55.801	94.3	55.205	112.9	2:43.922	65.20	3.555	09:15:41.966	
6 -	52.078	85.2	<b>55.484</b>	101.2	<b>52.855</b>	<b>113.3</b>	2:40.417	<b>(2)</b>	66.62	0.050	09:18:22.383
7 -	50.461	83.1	56.145	<b>107.8</b>	53.761	107.0	<b>2:40.367 (1)</b>	<b>66.64</b>		<b>09:21:02.750</b>	

<b>P15</b>	<b>48 2</b>	<b>Toby BARLOW</b>	Porsche Boxster S
IDEAL LAP TIME :	2:42.970	BEST LAP TIME :	2:42.970
		DIFFERENCE :	0.000

LAP	SECTOR 1	SECTOR 2	SECTOR 3	LAP TIME	MPH	DIFF	TIME OF DAY				
1 -	OUTLAP	81.7	58.138	94.1	55.565	107.3	2:50.159	62.81	7.189	09:03:19.680	
2 -	<b>50.673</b>	96.0	<b>56.837</b>	<b>114.7</b>	<b>55.460</b>	<b>107.5</b>	<b>2:42.970 (1)</b>	<b>65.58</b>		<b>09:06:02.650</b>	
3 -	51.825	<b>96.8</b>	58.541	90.1	IN PIT		4:27.977	<b>P</b>	39.88	1:45.007	09:10:30.627

<b>P16</b>	<b>68 2</b>	<b>Steve FREEMAN</b>	Porsche Boxster S
IDEAL LAP TIME :	2:43.351	BEST LAP TIME :	2:43.399
		DIFFERENCE :	0.048

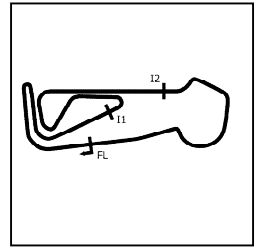
LAP	SECTOR 1	SECTOR 2	SECTOR 3	LAP TIME	MPH	DIFF	TIME OF DAY				
1 -	OUTLAP	65.5	59.492	99.7	56.880	106.5	2:58.073	60.02	14.674	09:03:32.675	
2 -	52.796	79.7	58.074	<b>106.5</b>	55.164	107.7	2:46.034	<b>(3)</b>	64.37	2.635	09:06:18.709
3 -	51.670	86.4	57.608	100.1	58.227	<b>107.8</b>	2:47.505	63.80	4.106	09:09:06.214	
4 -	51.993	85.1	<b>57.120</b>	100.3	55.249	106.8	2:44.362	<b>(2)</b>	65.02	0.963	09:11:50.576
5 -	<b>51.143</b>	<b>92.5</b>	57.168	103.4	<b>55.088</b>	106.8	<b>2:43.399 (1)</b>	<b>65.41</b>		<b>09:14:33.975</b>	
6 -	52.123	84.5	59.629	101.0	55.894	106.6	2:47.646	63.75	4.247	09:17:21.621	
7 -	53.381	91.6	57.398	103.5	55.768	105.6	2:46.547	64.17	3.148	09:20:08.168	

Weather / Track : Rain / Wet

Snetterton 300  
Circuit Length = 2.9689 miles  
Start: 09:00 Flag 09:20 End: 09:23

# Petro-Canada Lubricants Porsche Club Championship

## QUALIFYING - RACE 1 - SECTOR ANALYSIS



SECTOR 1 = FL to I1, SECTOR 2 = I1 to I2, SECTOR 3 = I2 to FL, DIFF = Difference To Personal Best Lap, P = Crossed Finish Line in Pit Lane, D = Time Disallowed

P17 28 2		Andy BAKER		Porsche Boxster S						
IDEAL LAP TIME : 2:48.211		BEST LAP TIME : 2:48.211		DIFFERENCE : 0.000						
LAP	SECTOR 1	SECTOR 2	SECTOR 3	LAP TIME	MPH	DIFF	TIME OF DAY			
1 -	OUTLAP	73.1	1:01.396	83.5	1:04.087	94.1	3:07.628	56.96	19.417	09:03:18.354
2 -	54.292	89.1	1:00.049	97.9	58.226	100.6	2:52.567 (3)	61.93	4.356	09:06:10.921
3 -	52.757	80.7	1:03.170	102.9	59.709	99.5	2:55.636	60.85	7.425	09:09:06.557
4 -	54.532	79.5	59.697	104.0	57.879	<b>102.1</b>	2:52.108 (2)	62.10	3.897	09:11:58.665
5 -	<b>52.093</b>	<b>90.8</b>	<b>59.015</b>	<b>104.2</b>	<b>57.103</b>	101.2	<b>2:48.211 (1)</b>	<b>63.53</b>		<b>09:14:46.876</b>
6 -	53.471	88.7	1:01.361	103.8	58.836	101.5	2:53.668	61.54	5.457	09:17:40.544
7 -	57.376	65.0	1:04.650	98.3	1:05.816	95.5	3:07.842	56.89	19.631	09:20:48.386

P18 32 3		William HESLOP		Porsche Boxster S						
IDEAL LAP TIME : 2:48.258		BEST LAP TIME : 2:48.258		DIFFERENCE : 0.000						
LAP	SECTOR 1	SECTOR 2	SECTOR 3	LAP TIME	MPH	DIFF	TIME OF DAY			
1 -	OUTLAP	65.2	1:05.658	74.0	1:03.003	86.8	3:08.953	56.56	20.695	09:03:49.382
2 -	57.140	81.2	1:05.157	96.2	58.944	<b>102.6</b>	3:01.241	58.97	12.983	09:06:50.623
3 -	54.231	89.9	59.993	<b>108.7</b>	57.768	<b>102.6</b>	2:51.992 (3)	62.14	3.734	09:09:42.615
4 -	53.634	87.4	59.973	101.3	57.038	101.6	2:50.645 (2)	62.63	2.387	09:12:33.260
5 -	55.785	89.8	1:00.061	105.0	57.573	101.3	2:53.419	61.63	5.161	09:15:26.679
6 -	1:01.877	87.6	1:01.505	94.1	57.514	101.3	3:00.896	59.08	12.638	09:18:27.575
7 -	<b>53.335</b>	<b>93.9</b>	<b>58.553</b>	103.4	<b>56.370</b>	101.2	<b>2:48.258 (1)</b>	<b>63.52</b>		<b>09:21:15.833</b>

P19 86 3		Ben MCLOUGHLIN		Porsche Boxster S						
IDEAL LAP TIME : 2:49.316		BEST LAP TIME : 2:49.655		DIFFERENCE : 0.339						
LAP	SECTOR 1	SECTOR 2	SECTOR 3	LAP TIME	MPH	DIFF	TIME OF DAY			
1 -	OUTLAP	69.9	1:03.327	75.2	1:00.250	87.2	3:05.307	57.67	15.652	09:03:48.765
2 -	54.634	72.0	1:00.288	82.6	<b>57.355</b>	<b>103.0</b>	2:52.277 (3)	62.04	2.622	09:06:41.042
3 -	<b>52.727</b>	75.1	59.335	85.5	57.593	102.7	<b>2:49.655 (1)</b>	<b>62.99</b>		<b>09:09:30.697</b>
4 -	52.982	83.4	<b>59.234</b>	91.4	57.665	102.1	2:49.881 (2)	62.91	0.226	09:12:20.578
5 -	53.205	<b>87.9</b>	59.743	<b>93.4</b>	IN PIT		6:53.957 P	25.81	4:04.302	09:19:14.535

P20 600 3		Simon RUFFELL-WARD		Porsche Boxster S						
IDEAL LAP TIME : 2:50.192		BEST LAP TIME : 2:50.949		DIFFERENCE : 0.757						
LAP	SECTOR 1	SECTOR 2	SECTOR 3	LAP TIME	MPH	DIFF	TIME OF DAY			
1 -	OUTLAP	74.0	1:05.518	80.6	1:01.389	102.1	3:12.002	55.66	21.053	09:04:06.754
2 -	<b>52.625</b>	87.6	1:00.146	93.4	58.178	<b>103.2</b>	<b>2:50.949 (1)</b>	<b>62.52</b>		<b>09:06:57.703</b>
3 -	52.873	<b>92.0</b>	1:00.542	94.9	<b>57.780</b>	102.2	2:51.195 (2)	62.43	0.246	09:09:48.898
4 -	53.692	89.7	<b>59.787</b>	100.3	58.802	99.8	2:52.281 (3)	62.03	1.332	09:12:41.179
5 -	1:15.887	82.0	1:02.110	101.6	59.521	100.6	3:17.518	54.11	26.569	09:15:58.697
6 -	55.078	88.1	1:00.599	96.1	58.659	100.4	2:54.336	61.30	3.387	09:18:53.033
7 -	56.580	83.4	59.905	<b>102.7</b>	1:25.800	78.2	3:22.285	52.83	31.336	09:22:15.318

P21 80 3		Paul BLAKESLEY		Porsche Boxster S						
IDEAL LAP TIME : 2:51.147		BEST LAP TIME : 2:51.157		DIFFERENCE : 0.010						
LAP	SECTOR 1	SECTOR 2	SECTOR 3	LAP TIME	MPH	DIFF	TIME OF DAY			
1 -	OUTLAP	71.6	1:19.663	72.2	1:03.456	105.0	3:28.037	51.37	36.880	09:04:30.970
2 -	59.453	77.6	1:05.756	88.0	1:01.212	105.0	3:06.421 (3)	57.33	15.264	09:07:37.391
3 -	53.918	93.8	1:00.862	<b>106.8</b>	57.540	<b>107.0</b>	2:52.320 (2)	62.02	1.163	09:10:29.711
4 -	55.424	83.7	1:01.858	100.7	IN PIT		3:47.878 P	46.90	56.721	09:14:17.589
5 -	OUTLAP	92.0	<b>1:00.780</b>	102.7	59.259	104.6	2:58.137	59.99	6.980	09:17:15.726
6 -	<b>53.203</b>	<b>97.5</b>	1:00.790	103.4	<b>57.164</b>	105.3	<b>2:51.157 (1)</b>	<b>62.44</b>		<b>09:20:06.883</b>

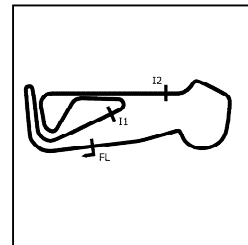
P22 21 3		Sam BECKETT		Porsche Boxster S						
IDEAL LAP TIME : 2:53.339		BEST LAP TIME : 2:55.167		DIFFERENCE : 1.828						
LAP	SECTOR 1	SECTOR 2	SECTOR 3	LAP TIME	MPH	DIFF	TIME OF DAY			
1 -	OUTLAP	76.2	1:05.029	94.9	1:00.597	102.1	3:07.349	57.04	12.182	09:04:11.464
2 -	57.065	<b>87.9</b>	1:00.902	<b>109.1</b>	58.976	103.0	2:56.943	60.40	1.776	09:07:08.407
3 -	55.302	82.2	<b>1:00.759</b>	106.8	1:00.305	<b>103.8</b>	2:56.366 (3)	60.60	1.199	09:10:04.773

Weather / Track : Rain / Wet

Snetterton 300  
Circuit Length = 2.9689 miles  
Start: 09:00 Flag 09:20 End: 09:23

# Petro-Canada Lubricants Porsche Club Championship

## QUALIFYING - RACE 1 - SECTOR ANALYSIS



SECTOR 1 = FL to I1, SECTOR 2 = I1 to I2, SECTOR 3 = I2 to FL, DIFF = Difference To Personal Best Lap, P = Crossed Finish Line in Pit Lane, D = Time Disallowed

4 -	<b>53.906</b>	83.1	1:36.525	97.3	1:00.158	103.0	3:30.589	50.75	35.422	09:13:35.362
5 -	54.389	87.4	1:02.158	97.2	1:00.255	103.4	2:56.802	60.45	1.635	09:16:32.164
6 -	54.080	87.1	1:01.881	102.4	59.288	103.7	2:55.249 (2)	60.98	0.082	09:19:27.413
7 -	55.320	82.4	1:01.173	108.9	<b>58.674</b>	<b>103.8</b>	<b>2:55.167 (1)</b>	<b>61.01</b>		<b>09:22:22.580</b>

P23 39 3		Ollie COLES				Porsche Boxster S				
IDEAL LAP TIME : 2:55.511		BEST LAP TIME : 2:56.426				DIFFERENCE : 0.915				
LAP	SECTOR 1	SECTOR 2	SECTOR 3	LAP TIME	MPH	DIFF	TIME OF DAY			
1 -	OUTLAP	75.4	1:08.994	74.4	1:03.636	102.1	3:16.049	54.51	19.623	09:04:25.533
2 -	55.532	80.1	1:04.570	85.5	1:02.347	100.0	3:02.449	58.58	6.023	09:07:27.982
3 -	56.689	81.8	1:02.781	95.0	1:01.489	101.8	3:00.959	59.06	4.533	09:10:28.941
4 -	55.794	80.1	1:05.207	90.5	1:03.645	101.3	3:04.646	57.88	8.220	09:13:33.587
5 -	54.941	84.0	<b>1:02.768</b>	100.4	58.747	102.1	2:56.456 (2)	60.57	0.030	09:16:30.043
6 -	<b>54.678</b>	<b>85.2</b>	1:03.977	94.6	1:00.955	101.8	2:59.610 (3)	59.50	3.184	09:19:29.653
7 -	55.034	84.2	1:03.327	<b>101.0</b>	<b>58.065</b>	<b>102.4</b>	<b>2:56.426 (1)</b>	<b>60.58</b>		<b>09:22:26.079</b>

P24 46 3		Wayne MINOGUE				Porsche Boxster S				
IDEAL LAP TIME : 2:56.131		BEST LAP TIME : 2:56.753				DIFFERENCE : 0.622				
LAP	SECTOR 1	SECTOR 2	SECTOR 3	LAP TIME	MPH	DIFF	TIME OF DAY			
1 -	OUTLAP	81.7	1:10.088	84.0	1:01.460	101.6	3:13.608	55.20	16.855	09:04:19.470
2 -	55.557	83.3	1:03.046	93.2	1:01.891	<b>102.6</b>	3:00.494 (3)	59.21	3.741	09:07:19.964
3 -	55.539	85.2	1:02.337	91.9	1:00.296	101.5	2:58.172 (2)	59.98	1.419	09:10:18.136
4 -	56.582	87.0	1:03.897	90.5	1:01.733	100.6	3:02.212	58.65	5.459	09:13:20.348
5 -	55.213	87.3	1:07.159	82.5	1:01.461	100.4	3:03.833	58.14	7.080	09:16:24.181
6 -	<b>54.889</b>	<b>91.6</b>	1:15.214	96.6	1:00.786	100.1	3:10.889	55.99	14.136	09:19:35.070
7 -	55.511	91.4	<b>1:01.668</b>	<b>110.0</b>	<b>59.574</b>	<b>102.6</b>	<b>2:56.753 (1)</b>	<b>60.46</b>		<b>09:22:31.823</b>

P25 55 3		Scot ADAMS				Porsche Boxster S				
IDEAL LAP TIME : 2:55.136		BEST LAP TIME : 2:57.868				DIFFERENCE : 2.732				
LAP	SECTOR 1	SECTOR 2	SECTOR 3	LAP TIME	MPH	DIFF	TIME OF DAY			
1 -	OUTLAP	71.4	1:10.161	78.0	1:04.276	96.0	3:17.247	54.18	19.379	09:04:29.059
2 -	1:00.232	71.9	1:06.735	82.5	1:04.280	100.4	3:11.247	55.88	13.379	09:07:40.306
3 -	56.336	82.0	1:03.844	91.5	1:01.048	100.1	3:01.228	58.97	3.360	09:10:41.534
4 -	58.409	79.9	<b>1:01.295</b>	98.2	1:00.387	100.4	3:00.091	59.34	2.223	09:13:41.625
5 -	<b>55.549</b>	<b>84.3</b>	1:01.961	<b>99.1</b>	1:00.799	87.9	2:58.309 (2)	59.94	0.441	09:16:39.934
6 -	56.982	80.7	1:01.824	95.8	59.062	100.0	<b>2:57.868 (1)</b>	<b>60.08</b>		<b>09:19:37.802</b>
7 -	58.376	77.5	1:02.511	93.5	<b>58.292</b>	<b>100.7</b>	2:59.179 (3)	59.65	1.311	09:22:36.981

P26 6 3		Mike THOMPSON				Porsche Boxster S				
IDEAL LAP TIME : 2:57.862		BEST LAP TIME : 2:58.052				DIFFERENCE : 0.190				
LAP	SECTOR 1	SECTOR 2	SECTOR 3	LAP TIME	MPH	DIFF	TIME OF DAY			
1 -	OUTLAP	66.1	1:11.592	88.7	1:00.917	<b>103.2</b>	3:18.234	53.91	20.182	09:04:18.511
2 -	<b>56.063</b>	82.9	<b>1:01.244</b>	<b>97.2</b>	1:00.745	103.0	<b>2:58.052 (1)</b>	<b>60.02</b>		<b>09:07:16.563</b>
3 -	56.636	<b>88.1</b>	1:03.738	90.3	<b>1:00.555</b>	101.0	3:00.929 (3)	59.07	2.877	09:10:17.492
4 -	56.301	84.5	1:02.917	91.9	1:00.984	96.6	3:00.202 (2)	59.31	2.150	09:13:17.694
5 -	56.931	79.8	1:03.005	81.0	IN PIT		4:19.288 P	41.22	1:21.236	09:17:36.982
6 -	OUTLAP	75.5	1:04.151	91.5	1:02.118	101.9	3:06.156	57.41	8.104	09:20:43.138

P27 10 3		Julian MORRIS				Porsche Boxster S				
IDEAL LAP TIME : 2:59.316		BEST LAP TIME : 3:00.629				DIFFERENCE : 1.313				
LAP	SECTOR 1	SECTOR 2	SECTOR 3	LAP TIME	MPH	DIFF	TIME OF DAY			
1 -	OUTLAP	74.4	1:04.248	83.9	1:03.229	95.0	3:10.234	56.18	9.605	09:03:55.332
2 -	56.854	78.9	1:03.154	81.3	<b>1:01.775</b>	<b>101.3</b>	3:01.783 (2)	58.79	1.154	09:06:57.115
3 -	<b>55.830</b>	<b>86.9</b>	<b>1:01.711</b>	87.6	1:03.088	99.1	<b>3:00.629 (1)</b>	<b>59.17</b>		<b>09:09:57.744</b>
4 -	58.956	73.8	1:03.629	70.0	1:03.295	96.2	3:05.880 (3)	57.49	5.251	09:13:03.624
5 -	59.783	85.1	1:04.671	<b>90.8</b>	1:02.750	98.1	3:07.204	57.09	6.575	09:16:10.828
6 -	57.446	80.5	1:30.126	80.8	1:02.748	92.6	3:30.320	50.81	29.691	09:19:41.148
7 -	1:00.604	64.5	1:04.126	81.7	1:04.729	81.5	3:09.459	56.41	8.830	09:22:50.607

Weather / Track : Rain / Wet

Snetterton 300

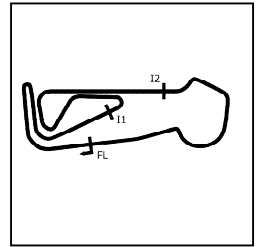
Circuit Length = 2.9689 miles

Start: 09:00 Flag 09:20 End: 09:23



# Petro-Canada Lubricants Porsche Club Championship

## QUALIFYING - RACE 1 - SECTOR ANALYSIS



SECTOR 1 = FL to I1, SECTOR 2 = I1 to I2, SECTOR 3 = I2 to FL, DIFF = Difference To Personal Best Lap, P = Crossed Finish Line in Pit Lane, D = Time Disallowed

P28		22 3		Mark MCCULLOUGH			Porsche Boxster S			
IDEAL LAP TIME :		2:58.588		BEST LAP TIME :			3:01.351			
					DIFFERENCE :				2.763	
LAP	SECTOR 1	SECTOR 2	SECTOR 3	LAP TIME	MPH	DIFF	TIME OF DAY			
1 -	OUTLAP	65.7	1:16.927	79.3	1:02.288	100.4	3:27.511	51.50	26.160	09:04:18.223
2 -	58.867	76.0	1:02.938	85.8	1:02.793	<b>101.2</b>	3:04.598 (2)	57.89	3.247	09:07:22.821
3 -	<b>55.775</b>	<b>81.8</b>	<b>1:02.072</b>	84.5	1:03.504	94.3	<b>3:01.351 (1)</b>	<b>58.93</b>		<b>09:10:24.172</b>
4 -	58.341	77.1	1:05.385	86.0	IN PIT		4:42.219 P	37.87	1:40.868	09:15:06.391
5 -	OUTLAP	78.4	1:03.028	<b>86.3</b>	<b>1:00.741</b>	99.4	3:03.483	58.25	2.132	09:18:09.874

P29		24 3		Carl HAZELTON			Porsche Boxster S			
IDEAL LAP TIME :				BEST LAP TIME :			3:07.689			
					DIFFERENCE :					
LAP	SECTOR 1	SECTOR 2	SECTOR 3	LAP TIME	MPH	DIFF	TIME OF DAY			
1 -	<b>OUTLAP</b>						5:08.485 P	34.64	2:00.796	09:05:59.197
2 -	<b>OUTLAP</b>						3:17.549	54.10	9.860	09:09:16.746
3 -							3:13.900	55.12	6.211	09:12:30.646
4 -							3:11.586 (3)	55.78	3.897	09:15:42.232
5 -							<b>3:07.689 (1)</b>	<b>56.94</b>		<b>09:18:49.921</b>
6 -							3:08.953 (2)	56.56	1.264	09:21:58.874

P30		49 3		Steven SHORE			Porsche Boxster S			
IDEAL LAP TIME :		3:08.784		BEST LAP TIME :			3:12.421			
					DIFFERENCE :				3.637	
LAP	SECTOR 1	SECTOR 2	SECTOR 3	LAP TIME	MPH	DIFF	TIME OF DAY			
1 -	OUTLAP	63.1	1:16.337	72.0	1:07.231	88.5	3:29.756	50.95	17.335	09:04:27.987
2 -	1:00.342	71.6	1:06.846	86.2	1:05.343	<b>93.4</b>	3:12.531 (2)	55.51	0.110	09:07:40.518
3 -	<b>58.913</b>	76.3	1:07.699	80.9	1:05.809	89.0	<b>3:12.421 (1)</b>	<b>55.54</b>		<b>09:10:52.939</b>
4 -	1:01.298	68.9	1:07.014	86.4	<b>1:04.532</b>	92.0	3:12.844	55.42	0.423	09:14:05.783
5 -	1:00.419	<b>78.1</b>	<b>1:05.339</b>	<b>93.7</b>	1:06.960	87.7	3:12.718 (3)	55.45	0.297	09:17:18.501
6 -	1:00.068	75.3	1:06.328	77.7	1:06.440	77.3	3:12.836	55.42	0.415	09:20:31.337

P31		69 3		Mark DUNCAN			Porsche Boxster S			
IDEAL LAP TIME :		3:10.853		BEST LAP TIME :			3:15.890			
					DIFFERENCE :				5.037	
LAP	SECTOR 1	SECTOR 2	SECTOR 3	LAP TIME	MPH	DIFF	TIME OF DAY			
1 -	OUTLAP	<b>73.8</b>	<b>1:06.539</b>	83.8	1:05.127	77.4	3:19.152	53.66	3.262	09:04:08.264
2 -	1:01.233	69.1	1:06.565	82.4	IN PIT		10:07.239 P	17.60	6:51.349	09:14:15.503
3 -	OUTLAP	71.4	1:07.630	82.4	1:05.832	86.2	3:20.366	53.34	4.476	09:17:35.869
4 -	<b>1:00.224</b>	70.1	1:11.576	<b>84.6</b>	<b>1:04.090</b>	<b>94.2</b>	<b>3:15.890 (1)</b>	<b>54.56</b>		<b>09:20:51.759</b>

P32		33 1		Alastair ILES			Porsche 997 C2S			
IDEAL LAP TIME :		3:41.293		BEST LAP TIME :			DIFFERENCE :			
LAP	SECTOR 1	SECTOR 2	SECTOR 3	LAP TIME	MPH	DIFF	TIME OF DAY			
1 -	OUTLAP	<b>86.7</b>	<b>59.529</b>	<b>87.8</b>	IN PIT		5:50.257 P	30.51		09:12:26.267
2 -	OUTLAP	38.5	1:24.252	49.0	<b>1:25.006</b>	<b>61.4</b>	4:14.659	41.97		09:16:40.926

Weather / Track : Rain / Wet

Snetterton 300  
Circuit Length = 2.9689 miles  
Start: 09:00 Flag 09:20 End: 09:23

# Petro-Canada Lubricants Porsche Club Championship

## QUALIFYING - RACE 1 - BEST SPEEDS

POS	INTERMEDIATE 1			INTERMEDIATE 2			FINISH LINE		
	NO	NAME	MPH	NO	NAME	MPH	NO	NAME	MPH
1	23	CLARK	105.5	7	PRICE	121.5	2	MORRIS	118.1
2	2	MORRIS	103.2	9	DYER	120.9	14	MCALEER	117.1
3	9	DYER	102.1	44	MCALEER	120.4	59	BRETT	115.1
4	14	MCALEER	100.6	23	CLARK	119.4	16	HARRISON	114.9
5	59	BRETT	100.4	14	MCALEER	118.9	9	DYER	114.1
6	7	PRICE	100.3	48	BARLOW	114.7	23	CLARK	113.7
7	4	TOON	99.1	2	MORRIS	114.5	50	CALEY	113.3
8	50	CALEY	98.1	3	MORRIS	111.1	7	PRICE	112.9
9	80	BLAKESLEY	97.5	4	TOON	110.0	4	TOON	112.4
10	70	ARCHER	96.9	47	COLEMAN	110.0	44	MCALEER	109.8
11	48	BARLOW	96.8	46	MINOGUE	110.0	3	MORRIS	107.8
12	47	COLEMAN	96.5	21	BECKETT	109.1	68	FREEMAN	107.8
13	44	MCALEER	96.0	59	BRETT	108.9	48	BARLOW	107.5
14	16	HARRISON	94.7	32	HESLOP	108.7	41	MOLYNEAUX	107.3
15	32	HESLOP	93.9	50	CALEY	107.8	80	BLAKESLEY	107.0
16	68	FREEMAN	92.5	16	HARRISON	107.3	47	COLEMAN	105.8
17	600	RUFFELL-WARD	92.0	41	MOLYNEAUX	107.2	70	ARCHER	105.5
18	41	MOLYNEAUX	91.8	80	BLAKESLEY	106.8	21	BECKETT	103.8
19	46	MINOGUE	91.6	68	FREEMAN	106.5	600	RUFFELL-WARD	103.2
20	28	BAKER	90.8	70	ARCHER	105.0	6	THOMPSON	103.2
21	3	MORRIS	90.5	28	BAKER	104.2	86	MCCLOUGHLIN	103.0
22	6	THOMPSON	88.1	600	RUFFELL-WARD	102.7	32	HESLOP	102.6
23	86	MCCLOUGHLIN	87.9	39	COLES	101.0	46	MINOGUE	102.6
24	21	BECKETT	87.9	55	ADAMS	99.1	39	COLES	102.4
25	10	MORRIS	86.9	6	THOMPSON	97.2	28	BAKER	102.1
26	33	ILES	86.7	49	SHORE	93.7	10	MORRIS	101.3
27	39	COLES	85.2	86	MCCLOUGHLIN	93.4	22	MCCULLOUGH	101.2
28	55	ADAMS	84.3	10	MORRIS	90.8	55	ADAMS	100.7
29	22	MCCULLOUGH	81.8	33	ILES	87.8	69	DUNCAN	94.2
30	49	SHORE	78.1	22	MCCULLOUGH	86.3	49	SHORE	93.4
31	69	DUNCAN	73.8	69	DUNCAN	84.6	33	ILES	61.4
32									

Weather / Track : Rain / Wet

Results can be found at [www.tsl-timing.com](http://www.tsl-timing.com)

Snetterton 300  
Circuit Length = 2.9689 miles  
Start: 09:00 Flag 09:20 End: 09:23

Printed - 09:27 Saturday, 27 July 2019

# Petro-Canada Lubricants Porsche Club Championship

## QUALIFYING - RACE 1 - BEST SECTORS

SECTOR 1			SECTOR 2			SECTOR 3			IDEAL / BEST COMPARISON						
POS	NO	NAME	TIME	NO	NAME	TIME	NO	NAME	TIME	POS	NO	NAME	IDEAL	BEST	DIFF
													<b>PERFECT LAP</b>	<b>2:27.198</b>	
1	23	CLARK	45.385	23	CLARK	51.939	23	CLARK	49.874	1	23	CLARK	2:27.198	2:28.044	0.846
2	9	DYER	46.796	2	MORRIS	52.512	2	MORRIS	50.123	2	2	MORRIS	2:29.598	2:30.198	0.600
3	2	MORRIS	46.963	7	PRICE	52.682	7	PRICE	50.162	3	7	PRICE	2:30.500	2:31.601	1.101
4	14	MCALFEER	47.558	9	DYER	53.339	9	DYER	50.372	4	9	DYER	2:30.507	2:30.978	0.471
5	7	PRICE	47.656	14	MCALFEER	53.691	14	MCALFEER	51.573	5	14	MCALFEER	2:32.822	2:34.123	1.301
6	47	COLEMAN	47.885	4	TOON	54.025	4	TOON	51.690	6	4	TOON	2:34.683	2:35.400	0.717
7	16	HARRISON	48.092	59	BRETT	54.627	16	HARRISON	52.083	7	16	HARRISON	2:35.076	2:36.071	0.995
8	59	BRETT	48.367	47	COLEMAN	54.792	70	ARCHER	52.584	8	47	COLEMAN	2:35.692	2:35.856	0.164
9	3	MORRIS	48.941	16	HARRISON	54.901	50	CALEY	52.855	9	59	BRETT	2:36.284	2:36.284	0.000
10	4	TOON	48.968	3	MORRIS	55.450	3	MORRIS	52.997	10	3	MORRIS	2:37.388	2:39.283	1.895
11	41	MOLYNEAUX	49.048	50	CALEY	55.484	47	COLEMAN	53.015	11	70	ARCHER	2:37.576	2:37.576	0.000
12	70	ARCHER	49.162	41	MOLYNEAUX	55.671	41	MOLYNEAUX	53.264	12	41	MOLYNEAUX	2:37.983	2:38.599	0.616
13	44	MCALFEER	49.210	70	ARCHER	55.830	59	BRETT	53.290	13	50	CALEY	2:38.626	2:40.367	1.741
14	50	CALEY	50.287	44	MCALFEER	56.326	44	MCALFEER	53.823	14	44	MCALFEER	2:39.359	2:39.609	0.250
15	48	BARLOW	50.673	48	BARLOW	56.837	68	FREEMAN	55.088	15	48	BARLOW	2:42.970	2:42.970	0.000
16	68	FREEMAN	51.143	68	FREEMAN	57.120	48	BARLOW	55.460	16	68	FREEMAN	2:43.351	2:43.399	0.048
17	28	BAKER	52.093	32	HESLOP	58.553	32	HESLOP	56.370	17	28	BAKER	2:48.211	2:48.211	0.000
18	600	RUFFELL-WARD	52.625	28	BAKER	59.015	28	BAKER	57.103	18	32	HESLOP	2:48.258	2:48.258	0.000
19	86	MCCLOUGHLIN	52.727	86	MCCLOUGHLIN	59.234	80	BLAKESLEY	57.164	19	86	MCCLOUGHLIN	2:49.316	2:49.655	0.339
20	80	BLAKESLEY	53.203	33	ILES	59.529	86	MCCLOUGHLIN	57.355	20	600	RUFFELL-WARD	2:50.192	2:50.949	0.757
21	32	HESLOP	53.335	600	RUFFELL-WARD	59.787	600	RUFFELL-WARD	57.780	21	80	BLAKESLEY	2:51.147	2:51.157	0.010
22	21	BECKETT	53.906	21	BECKETT	1:00.759	39	COLES	58.065	22	21	BECKETT	2:53.339	2:55.167	1.828
23	39	COLES	54.678	80	BLAKESLEY	1:00.780	55	ADAMS	58.292	23	55	ADAMS	2:55.136	2:57.868	2.732
24	46	MINOGUE	54.889	6	THOMPSON	1:01.244	21	BECKETT	58.674	24	39	COLES	2:55.511	2:56.426	0.915
25	55	ADAMS	55.549	55	ADAMS	1:01.295	46	MINOGUE	59.574	25	46	MINOGUE	2:56.131	2:56.753	0.622
26	22	MCCULLOUGH	55.775	46	MINOGUE	1:01.668	6	THOMPSON	1:00.555	26	6	THOMPSON	2:57.862	2:58.052	0.190
27	10	MORRIS	55.830	10	MORRIS	1:01.711	22	MCCULLOUGH	1:00.741	27	22	MCCULLOUGH	2:58.588	3:01.351	2.763
28	6	THOMPSON	56.063	22	MCCULLOUGH	1:02.072	10	MORRIS	1:01.775	28	10	MORRIS	2:59.316	3:00.629	1.313
29	49	SHORE	58.913	39	COLES	1:02.768	69	DUNCAN	1:04.090	29	49	SHORE	3:08.784	3:12.421	3.637
30	69	DUNCAN	1:00.224	49	SHORE	1:05.339	49	SHORE	1:04.532	30	69	DUNCAN	3:10.853	3:15.890	5.037
31	33	ILES	1:16.758	69	DUNCAN	1:06.539	33	ILES	1:25.006	31	33	ILES	3:41.293		
32										32	24	HAZELTON		3:07.689	

Weather / Track : Rain / Wet

Results can be found at [www.tsl-timing.com](http://www.tsl-timing.com)

Snetterton 300

Circuit Length = 2.9689 miles

Start: 09:00 Flag 09:20 End: 09:23

Printed - 09:27 Saturday, 27 July 2019

# Petro-Canada Lubricants Porsche Club Championship

## QUALIFYING - RACE 1 - STATISTICS

**Competitors Started** 32  
**Planned Start** 2019-07-27 @ 09:00:00.000  
**Actual Start** 2019-07-27 @ 09:00:02.491  
**Finish Time** 2019-07-27 @ 09:20:03.674  
**Track Length** 2.9689mi.  
**Total Laps** 204  
**Total Distance Covered** 605.6579mi.

### Session Fastest Lap History

NO	CL	NAME	LAP TIME	TIME OF DAY	LAP	VEHICLE
23	1	Simon CLARK	<b>2:29.218</b>	09:05:26.159	2	Porsche Cayman S
23	1	Simon CLARK	<b>2:28.044</b>	09:07:54.204	3	Porsche Cayman S

### Flag History

TYPE	TIME OF DAY
GREEN	09:00:02.491
FINISH	09:20:03.674

### Flag Statistics

TYPE	COUNT	TOTAL LAPS	TOTAL TIME
Green	1	8	23:17.774
Red	0	0	0.000
Safety Car	0	0	0.000
FCY	0	0	0.000

Weather / Track : Rain / Wet

These results are provisional until the conclusion of any judicial and technical matters.

Snetterton 300

Circuit Length = 2.9689 miles

Start: 09:00 Flag 09:20 End: 09:23

Clerk Of Course :

Timekeeper :

# Petro-Canada Lubricants Porsche Club Championship

## QUALIFYING - RACE 1 - STATISTICS

CLASS : 1

11 Starters

### Fastest Lap History

NO	NAME	LAP TIME	TIME OF DAY	LAP	VEHICLE
23	Simon CLARK	2:29.218	09:05:26.159	2	Porsche Cayman S
23	Simon CLARK	2:28.044	09:07:54.204	3	Porsche Cayman S

Weather / Track : Rain / Wet

These results are provisional until the conclusion of any judicial and technical matters.

Snetterton 300

Circuit Length = 2.9689 miles

Start: 09:00 Flag 09:20 End: 09:23

Clerk Of Course :

Timekeeper :

**Petro-Canada Lubricants Porsche Club Championship**

**QUALIFYING - RACE 1 - STATISTICS**

**CLASS : 2**

7 Starters

**Fastest Lap History**

NO	NAME	LAP TIME	TIME OF DAY	LAP	VEHICLE
47	James COLEMAN	2:35.856	09:05:34.882	2	Porsche Boxster S

**Weather / Track : Rain / Wet**

**These results are provisional until the conclusion of any judicial and technical matters.**

Snetterton 300

Circuit Length = 2.9689 miles

Start: 09:00 Flag 09:20 End: 09:23

Clerk Of Course :

Timekeeper :

**Petro-Canada Lubricants Porsche Club Championship**

**QUALIFYING - RACE 1 - STATISTICS**

**CLASS : 3**

14 Starters

**Fastest Lap History**

NO	NAME	LAP TIME	TIME OF DAY	LAP	VEHICLE
86	Ben MCLOUGHLIN	2:52.277	09:06:41.065	2	Porsche Boxster S
600	Simon RUFFELL-WARD	2:50.949	09:06:57.726	2	Porsche Boxster S
86	Ben MCLOUGHLIN	2:49.655	09:09:30.720	3	Porsche Boxster S
32	William HESLOP	2:48.258	09:21:15.855	7	Porsche Boxster S

Weather / Track : Rain / Wet

These results are provisional until the conclusion of any judicial and technical matters.

Snetterton 300

Circuit Length = 2.9689 miles

Start: 09:00 Flag 09:20 End: 09:23

Clerk Of Course :

Timekeeper :

# Petro-Canada Lubricants Porsche Club Championship

## RACE 1 - GRID (25 minutes)

ROW 19	37	<b>49</b>	3:12.421 Steven SHORE	38	<b>69</b>	3:15.890 Mark DUNCAN	
ROW 18		35	<b>22</b>	3:01.351 Mark MCCULLOUGH	36	<b>24</b>	3:07.689 Carl HAZELTON
ROW 17	33	<b>6</b>	2:58.052 Mike THOMPSON	34	<b>10</b>	3:00.629 Julian MORRIS	
ROW 16		31	<b>46</b>	2:56.753 Wayne MINOGUE	32	<b>55</b>	2:57.868 Scot ADAMS
ROW 15	29	<b>21</b>	2:55.167 Sam BECKETT	30	<b>39</b>	2:56.426 Ollie COLES	
ROW 14		27	<b>600</b>	2:50.949 Simon RUFFELL-WARD	28	<b>80</b>	2:51.157 Paul BLAKESLEY
ROW 13	25	<b>32</b>	2:48.258 William HESLOP	26	<b>86</b>	2:49.655 Ben MCLOUGHLIN	
ROW 12							
ROW 11							
ROW 10							
ROW 9	17	<b>28</b>	2:48.211 Andy BAKER	18	<b>33</b>	Alastair ILES	
ROW 8		15	<b>48</b>	2:42.970 Toby BARLOW	16	<b>68</b>	2:43.399 Steve FREEMAN
ROW 7	13	<b>44</b>	2:39.609 Jake MCALEER	14	<b>50</b>	2:40.367 James CALEY	
ROW 6		11	<b>41</b>	2:38.599 Kevin MOLYNEAUX	12	<b>3</b>	2:39.283 Ross MORRIS
ROW 5	9	<b>59</b>	2:36.284 Del BRETT	10	<b>70</b>	2:37.576 Angus ARCHER	
ROW 4		7	<b>47</b>	2:35.856 James COLEMAN	8	<b>16</b>	2:36.071 Kevin HARRISON
ROW 3	5	<b>14</b>	2:34.123 Mark MCALEER	6	<b>4</b>	2:35.400 Andrew TOON	
ROW 2		3	<b>9</b>	2:30.978 Chris DYER	4	<b>7</b>	2:31.601 Michael PRICE
ROW 1	1	<b>23</b>	2:28.044 Simon CLARK	2	<b>2</b>	2:30.198 Peter MORRIS	
			<b>Pole</b>				

Snetterton 300  
Circuit Length = 2.9689 miles

These results are provisional until the conclusion of any judicial and technical matters.


Clerk Of Course :	Timekeeper :
-------------------	--------------



# Petro-Canada Lubricants Porsche Club Championship

## RACE 4 - GRID (25 minutes)

ROW 19	37	<b>49</b> 3:12.531 Steven SHORE	38	<b>69</b> Mark DUNCAN	
ROW 18		35	<b>22</b> 3:04.598 Mark MCCULLOUGH	36	<b>24</b> 3:08.953 Carl HAZELTON
ROW 17	33	<b>6</b> 3:00.202 Mike THOMPSON	34	<b>10</b> 3:01.783 Julian MORRIS	
ROW 16		31	<b>46</b> 2:58.172 Wayne MINOGUE	32	<b>55</b> 2:58.309 Scot ADAMS
ROW 15	29	<b>21</b> 2:55.249 Sam BECKETT	30	<b>39</b> 2:56.456 Ollie COLES	
ROW 14		27	<b>600</b> 2:51.195 Simon RUFFELL-WARD	28	<b>80</b> 2:52.320 Paul BLAKESLEY
ROW 13	25	<b>86</b> 2:49.881 Ben MCLOUGHLIN	26	<b>32</b> 2:50.645 William HESLOP	
ROW 12					
ROW 11					
ROW 10					
ROW 9	17	<b>44</b> Jake MCALEER	18	<b>33</b> Alastair ILES	
ROW 8		15	<b>28</b> 2:52.108 Andy BAKER	16	<b>48</b> Toby BARLOW
ROW 7	13	<b>50</b> 2:40.417 James CALEY	14	<b>68</b> 2:44.362 Steve FREEMAN	
ROW 6		11	<b>70</b> 2:39.587 Angus ARCHER	12	<b>3</b> 2:39.722 Ross MORRIS
ROW 5	9	<b>59</b> 2:38.649 Del BRETT	10	<b>41</b> 2:38.877 Kevin MOLYNEAUX	
ROW 4		7	<b>16</b> 2:36.673 Kevin HARRISON	8	<b>4</b> 2:37.024 Andrew TOON
ROW 3	5	<b>14</b> 2:34.699 Mark MCALEER	6	<b>47</b> 2:36.154 James COLEMAN	
ROW 2		3	<b>2</b> 2:31.329 Peter MORRIS	4	<b>7</b> 2:31.673 Michael PRICE
ROW 1	1	<b>23</b> 2:28.399 Simon CLARK	2	<b>9</b> 2:31.284 Chris DYER	
		<b>Pole</b>			



Snetterton 300  
Circuit Length = 2.9689 miles

These results are provisional until the conclusion of any judicial and technical matters.

Clerk Of Course :	Timekeeper :
-------------------	--------------

# Petro-Canada Lubricants Porsche Club Championship

## RACE 1 - CLASSIFICATION

POS	NO	CL	PIC	NAME	ENTRY	LAPS	TIME	GAP	DIFF	MPH	BEST	ON
1	23	1	1	Simon CLARK	Porsche Cayman S	11	26:54.793			72.80	2:24.516	2
2	2	1	2	Peter MORRIS	Porsche 997 C2S	11	27:18.748	23.955	23.955	71.74	2:25.895	9
3	14	1	3	Mark MCALEER	Porsche 997 C2S	11	27:19.131	24.338	0.383	71.72	2:25.321	9
4	9	1	4	Chris DYER	Porsche Cayman S	11	27:36.702	41.909	17.571	70.96	2:28.223	10
5	4	1	5	Andrew TOON	Porsche 996 C2S	11	27:42.759	47.966	6.057	70.70	2:27.746	10
6	50	1	6	James CALEY	Porsche 997 C2S	11	27:43.474	48.681	0.715	70.67	2:27.843	11
7	44	1	7	Jake MCALEER	Porsche 996 C2	11	27:57.828	1:03.035	14.354	70.07	2:27.209	5
8	7	1	8	Michael PRICE	Porsche 997 C2S	11	28:05.538	1:10.745	7.710	69.75	2:25.926	9
9	47	2	1	James COLEMAN	Porsche Boxster S	11	28:17.689	1:22.896	12.151	69.25	2:32.474	3
10	59	1	9	Del BRETT	Porsche 997 C2S	11	28:42.230	1:47.437	24.541	68.26	2:31.578	11
11	70	2	2	Angus ARCHER	Porsche Boxster S	11	28:45.818	1:51.025	3.588	68.12	2:32.591	11
12	3	2	3	Ross MORRIS	Porsche Boxster 987	11	28:47.380	1:52.587	1.562	68.06	2:31.276	11
13	48	2	4	Toby BARLOW	Porsche Boxster S	11	28:47.869	1:53.076	0.489	68.04	2:33.397	9
14	68	2	5	Steve FREEMAN	Porsche Boxster S	10	26:58.098	1 Lap	1 Lap	66.05	2:36.080	10
15	41	2	6	Kevin MOLYNEAUX	Porsche Boxster S	10	26:58.378	1 Lap	0.280	66.04	2:34.587	10
16	86	3	1	Ben MCLOUGHLIN	Porsche Boxster S	10	27:49.202	1 Lap	50.824	64.03	2:43.466	6
17	80	3	2	Paul BLAKESLEY	Porsche Boxster S	10	28:04.101	1 Lap	14.899	63.46	2:45.544	10
18	28	2	7	Andy BAKER	Porsche Boxster S	10	28:06.703	1 Lap	2.602	63.36	2:40.210	7
19	32	3	3	William HESLOP	Porsche Boxster S	10	28:27.179	1 Lap	20.476	62.60	2:44.794	6
20	21	3	4	Sam BECKETT	Porsche Boxster S	10	28:47.128	1 Lap	19.949	61.88	2:48.921	5
21	46	3	5	Wayne MINOGUE	Porsche Boxster S	10	29:13.000	1 Lap	25.872	60.97	2:52.721	5
22	55	3	6	Scot ADAMS	Porsche Boxster S	10	29:14.839	1 Lap	1.839	60.90	2:50.957	8
23	600	3	7	Simon RUFFELL-WARD	Porsche Boxster S	10	29:21.843	1 Lap	7.004	60.66	2:53.674	9
24	39	3	8	Ollie COLES	Porsche Boxster S	10	29:25.027	1 Lap	3.184	60.55	2:51.558	10
25	6	3	9	Mike THOMPSON	Porsche Boxster S	10	29:28.020	1 Lap	2.993	60.45	2:53.351	7
26	10	3	10	Julian MORRIS	Porsche Boxster S	10	29:40.490	1 Lap	12.470	60.02	2:51.769	7
27	49	3	11	Steven SHORE	Porsche Boxster S	9	27:18.978	2 Laps	1 Lap	58.69	2:56.261	9
28	69	3	12	Mark DUNCAN	Porsche Boxster S	9	27:19.305	2 Laps	0.327	58.67	2:53.729	9
29	24	3	13	Carl HAZELTON	Porsche Boxster S	9	27:20.182	2 Laps	0.877	58.64	2:56.410	4
30	22	3	14	Mark MCCULLOUGH	Porsche Boxster S	9	27:25.398	2 Laps	5.216	58.46	2:55.940	9

### NOT CLASSIFIED

DNF	16	1		Kevin HARRISON	Porsche 996 C2	3	7:47.086	8 Laps	6 Laps	68.64	2:33.423	3
DNF	33	1		Alastair ILES	Porsche 997 C2S	1	2:48.846	10 Laps	2 Laps	63.30	2:48.846	1

### FASTEST LAP

	23	1		Simon CLARK	Porsche Cayman S	2	2:24.516			73.95 mph	119.02 kph	
	3	2		Ross MORRIS	Porsche Boxster 987	11	2:31.276			70.65 mph	113.70 kph	
	86	3		Ben MCLOUGHLIN	Porsche Boxster S	6	2:43.466			65.38 mph	105.22 kph	

Weather / Track : Cloudy / Drying

These results are provisional until the conclusion of any judicial and technical matters.

Snetterton 300

Circuit Length = 2.9689 miles

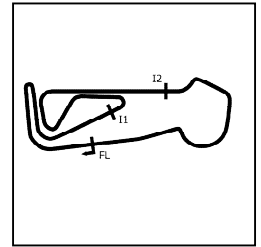
Start: 11:29 Flag 11:56 End: 11:59

Clerk Of Course :

Timekeeper :

# Petro-Canada Lubricants Porsche Club Championship

## RACE 1 - SECTOR ANALYSIS



SECTOR 1 = FL to I1, SECTOR 2 = I1 to I2, SECTOR 3 = I2 to FL, DIFF = Difference To Personal Best Lap, P = Crossed Finish Line in Pit Lane, D = Time Disallowed

P1		23 1		Simon CLARK			Porsche Cayman S				
IDEAL LAP TIME : 2:24.241		BEST LAP TIME : 2:24.516			DIFFERENCE : 0.275						
LAP	SECTOR 1		SECTOR 2		SECTOR 3		LAP TIME	MPH	DIFF	TIME OF DAY	
1 -		92.9	52.685	124.0	48.966	112.9	2:34.026	69.39	9.510	11:31:53.474	
2 -	44.907	<b>109.1</b>	51.031	<b>129.3</b>	48.578	112.9	<b>2:24.516 (1)</b>	<b>73.95</b>		<b>11:34:17.990</b>	
3 -	45.050	105.6	51.177	128.8	48.997	111.4	2:25.224 (3)	73.59	0.708	11:36:43.214	
4 -	46.014	103.7	51.479	122.2	49.177	112.5	2:26.670	72.87	2.154	11:39:09.884	
5 -	<b>44.828</b>	104.2	52.662	124.5	49.735	110.1	2:27.225	72.59	2.709	11:41:37.109	
6 -	45.934	108.5	52.105	119.8	49.591	111.8	2:27.630	72.39	3.114	11:44:04.739	
7 -	45.274	105.6	51.996	122.6	48.734	112.2	2:26.004	73.20	1.488	11:46:30.743	
8 -	45.078	106.0	51.356	120.0	49.349	109.2	2:25.783	73.31	1.267	11:48:56.526	
9 -	45.441	105.3	51.385	120.2	49.194	109.8	2:26.020	73.19	1.504	11:51:22.546	
10 -	45.301	108.4	<b>50.878</b>	127.8	<b>48.535</b>	<b>114.7</b>	2:24.714 (2)	73.85	0.198	11:53:47.260	
11 -	45.953	105.0	52.048	122.4	48.980	110.9	2:26.981	72.71	2.465	11:56:14.241	

P2		2 1		Peter MORRIS			Porsche 997 C2S				
IDEAL LAP TIME : 2:25.223		BEST LAP TIME : 2:25.895			DIFFERENCE : 0.672						
LAP	SECTOR 1		SECTOR 2		SECTOR 3		LAP TIME	MPH	DIFF	TIME OF DAY	
1 -		100.0	54.238	109.6	50.241	116.5	2:36.690	68.21	10.795	11:31:56.138	
2 -	46.613	103.7	53.556	110.3	50.907	116.7	2:31.076	70.74	5.181	11:34:27.214	
3 -	47.247	99.7	52.910	107.2	50.323	115.1	2:30.480	71.02	4.585	11:36:57.694	
4 -	46.149	105.0	51.976	113.3	49.729	116.1	2:27.854	72.28	1.959	11:39:25.548	
5 -	45.634	105.0	51.887	116.9	49.956	117.7	2:27.477	72.47	1.582	11:41:53.025	
6 -	46.842	104.8	51.893	117.9	49.926	115.5	2:28.661	71.89	2.766	11:44:21.686	
7 -	47.652	105.1	52.171	122.6	50.352	116.7	2:30.175	71.17	4.280	11:46:51.861	
8 -	45.592	106.3	51.655	114.7	49.114	<b>118.7</b>	2:26.361 (2)	73.02	0.466	11:49:18.222	
9 -	<b>45.229</b>	103.8	51.725	117.5	<b>48.941</b>	118.5	<b>2:25.895 (1)</b>	<b>73.25</b>		<b>11:51:44.117</b>	
10 -	45.607	105.8	51.704	121.7	49.253	118.1	2:26.564 (3)	72.92	0.669	11:54:10.681	
11 -	46.034	<b>107.3</b>	<b>51.053</b>	<b>125.6</b>	50.428	113.3	2:27.515	72.45	1.620	11:56:38.196	

P3		14 1		Mark MCALEER			Porsche 997 C2S				
IDEAL LAP TIME : 2:24.789		BEST LAP TIME : 2:25.321			DIFFERENCE : 0.532						
LAP	SECTOR 1		SECTOR 2		SECTOR 3		LAP TIME	MPH	DIFF	TIME OF DAY	
1 -		92.0	53.621	125.9	50.944	116.1	2:40.679	66.51	15.358	11:32:00.127	
2 -	47.700	99.7	53.749	117.5	50.450	116.5	2:31.899	70.36	6.578	11:34:32.026	
3 -	46.366	103.8	52.384	118.3	49.453	117.5	2:28.203	72.11	2.882	11:37:00.229	
4 -	46.296	99.8	52.076	<b>128.0</b>	49.468	117.5	2:27.840	72.29	2.519	11:39:28.069	
5 -	46.283	105.0	52.018	123.3	50.254	116.7	2:28.555	71.94	3.234	11:41:56.624	
6 -	48.105	103.4	52.717	122.0	49.228	117.1	2:30.050	71.23	4.729	11:44:26.674	
7 -	45.993	97.6	52.588	126.8	49.145	118.3	2:27.726	72.35	2.405	11:46:54.400	
8 -	<b>45.342</b>	101.8	51.741	124.0	<b>48.489</b>	117.7	2:25.572 (2)	73.42	0.251	11:49:19.972	
9 -	45.617	<b>106.0</b>	51.089	126.3	48.615	118.1	<b>2:25.321 (1)</b>	<b>73.54</b>		<b>11:51:45.293</b>	
10 -	45.448	105.8	51.702	127.8	49.013	<b>118.7</b>	2:26.163 (3)	73.12	0.842	11:54:11.456	
11 -	46.329	105.5	<b>50.958</b>	126.1	49.836	113.3	2:27.123	72.64	1.802	11:56:38.579	

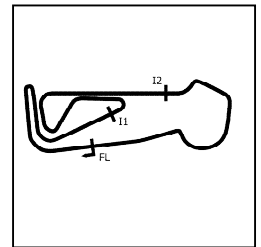
P4		9 1		Chris DYER			Porsche Cayman S				
IDEAL LAP TIME : 2:28.096		BEST LAP TIME : 2:28.223			DIFFERENCE : 0.127						
LAP	SECTOR 1		SECTOR 2		SECTOR 3		LAP TIME	MPH	DIFF	TIME OF DAY	
1 -		100.7	53.194	114.3	50.205	<b>113.7</b>	2:37.438	67.88	9.215	11:31:56.886	
2 -	47.027	95.7	53.326	113.3	50.536	113.3	2:30.889	70.83	2.666	11:34:27.775	
3 -	47.158	95.8	52.942	114.7	50.545	113.5	2:30.645	70.94	2.422	11:36:58.420	
4 -	46.597	95.5	<b>52.419</b>	119.4	49.503	113.1	2:28.519 (2)	71.96	0.296	11:39:26.939	
5 -	46.286	<b>103.2</b>	52.568	<b>120.2</b>	50.745	113.3	2:29.599	71.44	1.376	11:41:56.538	
6 -	47.944	98.1	53.287	116.7	50.342	112.9	2:31.573	70.51	3.350	11:44:28.111	
7 -	46.505	94.9	53.745	117.3	50.429	113.1	2:30.679	70.93	2.456	11:46:58.790	
8 -	46.293	95.4	52.467	118.9	49.769	113.3	2:28.529 (3)	71.95	0.306	11:49:27.319	
9 -	46.383	97.3	53.170	118.1	50.146	112.9	2:29.699	71.39	1.476	11:51:57.018	
10 -	<b>46.234</b>	97.8	52.546	117.1	<b>49.443</b>	112.5	<b>2:28.223 (1)</b>	<b>72.10</b>		<b>11:54:25.241</b>	
11 -	46.521	98.1	53.077	117.5	51.311	97.5	2:30.909	70.82	2.686	11:56:56.150	

Weather / Track : Cloudy / Drying

Snetterton 300  
Circuit Length = 2.9689 miles  
Start: 11:29 Flag 11:56 End: 11:59

# Petro-Canada Lubricants Porsche Club Championship

## RACE 1 - SECTOR ANALYSIS



SECTOR 1 = FL to I1, SECTOR 2 = I1 to I2, SECTOR 3 = I2 to FL, DIFF = Difference To Personal Best Lap, P = Crossed Finish Line in Pit Lane, D = Time Disallowed

P5		4 1		Andrew TOON			Porsche 996 C2S				
IDEAL LAP TIME : 2:27.167		BEST LAP TIME : 2:27.746			DIFFERENCE : 0.579						
LAP	SECTOR 1		SECTOR 2		SECTOR 3		LAP TIME	MPH	DIFF	TIME OF DAY	
1 -		87.2	54.121	116.3	51.529	112.0	2:42.376	65.82	14.630	11:32:01.824	
2 -	47.128	99.8	54.374	118.3	50.989	112.5	2:32.491	70.08	4.745	11:34:34.315	
3 -	47.402	100.4	53.261	107.5	51.929	111.8	2:32.592	70.04	4.846	11:37:06.907	
4 -	47.181	102.9	53.438	113.3	50.107	112.4	2:30.726	70.91	2.980	11:39:37.633	
5 -	46.810	98.5	52.761	121.3	49.924	112.4	2:29.495	71.49	1.749	11:42:07.128	
6 -	46.592	96.2	53.673	114.9	50.150	110.9	2:30.415	71.05	2.669	11:44:37.543	
7 -	46.399	101.5	53.031	108.4	50.279	<b>113.3</b>	2:29.709	71.39	1.963	11:47:07.252	
8 -	47.250	101.3	53.211	117.7	49.718	112.9	2:30.179	71.16	2.433	11:49:37.431	
9 -	46.163	103.7	52.720	<b>121.7</b>	50.156	112.2	2:29.039 (3)	71.71	1.293	11:52:06.470	
10 -	<b>45.710</b>	101.8	52.632	119.4	<b>49.404</b>	112.7	<b>2:27.746 (1)</b>	<b>72.34</b>		<b>11:54:34.216</b>	
11 -	46.029	<b>104.0</b>	<b>52.053</b>	114.7	49.909	108.9	2:27.991 (2)	72.22	0.245	11:57:02.207	

P6		50 1		James CALEY			Porsche 997 C2S				
IDEAL LAP TIME : 2:27.342		BEST LAP TIME : 2:27.843			DIFFERENCE : 0.501						
LAP	SECTOR 1		SECTOR 2		SECTOR 3		LAP TIME	MPH	DIFF	TIME OF DAY	
1 -		97.5	53.807	116.9	52.326	114.5	2:45.183	64.70	17.340	11:32:04.631	
2 -	47.610	101.9	53.377	115.1	51.310	115.7	2:32.297	70.17	4.454	11:34:36.928	
3 -	47.794	106.1	52.489	114.1	50.836	116.7	2:31.119	70.72	3.276	11:37:08.047	
4 -	47.434	102.6	52.851	115.3	51.469	116.7	2:31.754	70.43	3.911	11:39:39.801	
5 -	47.063	105.3	52.329	122.4	50.503	116.1	2:29.895	71.30	2.052	11:42:09.696	
6 -	46.565	101.6	53.648	<b>123.1</b>	49.753	<b>117.1</b>	2:29.966	71.27	2.123	11:44:39.662	
7 -	46.469	104.3	52.166	114.7	51.685	116.3	2:30.320	71.10	2.477	11:47:09.982	
8 -	46.855	105.6	51.951	121.3	<b>49.666</b>	<b>117.1</b>	2:28.472 (3)	71.98	0.629	11:49:38.454	
9 -	46.496	105.8	51.806	119.4	50.271	116.9	2:28.573	71.93	0.730	11:52:07.027	
10 -	<b>46.157</b>	<b>107.2</b>	52.202	<b>123.1</b>	49.693	<b>117.1</b>	2:28.052 (2)	72.19	0.209	11:54:35.079	
11 -	46.248	106.8	<b>51.519</b>	115.9	50.076	115.9	<b>2:27.843 (1)</b>	<b>72.29</b>		<b>11:57:02.922</b>	

P7		44 1		Jake MCALEER			Porsche 996 C2				
IDEAL LAP TIME : 2:26.375		BEST LAP TIME : 2:27.209			DIFFERENCE : 0.834						
LAP	SECTOR 1		SECTOR 2		SECTOR 3		LAP TIME	MPH	DIFF	TIME OF DAY	
1 -		96.4	57.559	117.7	53.983	110.7	3:02.598	58.53	35.389	11:32:22.046	
2 -	50.090	100.9	53.241	107.3	51.616	111.2	2:34.947	68.97	7.738	11:34:56.993	
3 -	46.428	104.8	52.964	124.2	50.158	112.4	2:29.550	71.46	2.341	11:37:26.543	
4 -	46.877	103.8	52.036	<b>126.1</b>	49.635	112.4	2:28.548	71.95	1.339	11:39:55.091	
5 -	45.990	104.5	52.103	120.0	<b>49.116</b>	<b>113.3</b>	<b>2:27.209 (1)</b>	<b>72.60</b>		<b>11:42:22.300</b>	
6 -	46.283	105.1	<b>51.617</b>	120.9	52.055	111.2	2:29.955	71.27	2.746	11:44:52.255	
7 -	47.074	103.7	52.765	120.4	50.531	111.1	2:30.370	71.07	3.161	11:47:22.625	
8 -	46.133	104.2	53.574	120.0	50.996	111.2	2:30.703	70.92	3.494	11:49:53.328	
9 -	46.587	105.5	52.317	123.5	49.806	111.4	2:28.710	71.87	1.501	11:52:22.038	
10 -	<b>45.642</b>	104.3	52.611	124.0	49.195	112.2	2:27.448 (2)	72.48	0.239	11:54:49.486	
11 -	45.754	<b>106.0</b>	52.372	124.7	49.664	110.9	2:27.790 (3)	72.31	0.581	11:57:17.276	

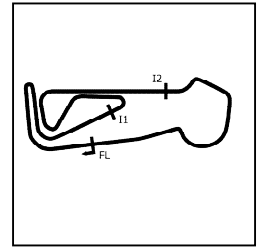
P8		7 1		Michael PRICE			Porsche 997 C2S				
IDEAL LAP TIME : 2:25.312		BEST LAP TIME : 2:25.926			DIFFERENCE : 0.614						
LAP	SECTOR 1		SECTOR 2		SECTOR 3		LAP TIME	MPH	DIFF	TIME OF DAY	
1 -		95.3	53.911	<b>128.3</b>	50.015	112.9	2:38.932	67.24	13.006	11:31:58.380	
2 -	47.963	95.4	53.647	119.8	49.799	113.3	2:31.409	70.59	5.483	11:34:29.789	
3 -	46.832	97.9	52.898	120.0	49.217	114.3	2:28.947	71.75	3.021	11:36:58.736	
4 -	46.431	98.2	52.418	120.2	49.564	115.9	2:28.413	72.01	2.487	11:39:27.149	
5 -	46.393	102.7	52.045	124.9	49.175	115.7	2:27.613	72.40	1.687	11:41:54.762	
6 -	47.015	103.8	52.083	120.4	<b>48.536</b>	115.3	2:27.634	72.39	1.708	11:44:22.396	
7 -	47.544	99.7	51.904	122.9	50.274	117.1	2:29.722	71.38	3.796	11:46:52.118	
8 -	45.598	101.6	52.133	124.7	48.958	<b>118.9</b>	2:26.689 (3)	72.86	0.763	11:49:18.807	
9 -	<b>45.196</b>	105.0	<b>51.580</b>	118.5	49.150	115.9	<b>2:25.926 (1)</b>	<b>73.24</b>		<b>11:51:44.733</b>	
10 -	45.335	<b>105.3</b>	51.794	123.1	49.270	<b>118.9</b>	2:26.399 (2)	73.00	0.473	11:54:11.132	
11 -	1:22.240	95.1	56.308	112.7	55.306	97.3	3:13.854	55.13	47.928	11:57:24.986	

Weather / Track : Cloudy / Drying

Snetterton 300  
Circuit Length = 2.9689 miles  
Start: 11:29 Flag 11:56 End: 11:59

# Petro-Canada Lubricants Porsche Club Championship

## RACE 1 - SECTOR ANALYSIS



SECTOR 1 = FL to I1, SECTOR 2 = I1 to I2, SECTOR 3 = I2 to FL, DIFF = Difference To Personal Best Lap, P = Crossed Finish Line in Pit Lane, D = Time Disallowed

P9 47 2 James COLEMAN		Porsche Boxster S								
IDEAL LAP TIME : 2:31.832		BEST LAP TIME : 2:32.474			DIFFERENCE : 0.642					
LAP	SECTOR 1	SECTOR 2		SECTOR 3		LAP TIME	MPH	DIFF	TIME OF DAY	
1 -		90.5	54.863	114.1	52.244	103.8	2:45.061	64.75	12.587	11:32:04.509
2 -	48.739	96.8	54.114	109.8	52.151	104.2	2:35.004	68.95	2.530	11:34:39.513
3 -	47.223	<b>98.1</b>	<b>53.628</b>	110.9	51.623	104.0	<b>2:32.474 (1)</b>	<b>70.09</b>		<b>11:37:11.987</b>
4 -	47.326	92.8	54.382	110.5	51.269	104.3	2:32.977	69.86	0.503	11:39:44.964
5 -	47.613	95.8	53.840	113.9	<b>51.181</b>	103.8	2:32.634	70.02	0.160	11:42:17.598
6 -	47.192	94.7	53.703	111.2	51.792	104.0	2:32.687	69.99	0.213	11:44:50.285
7 -	<b>47.023</b>	95.1	53.868	<b>114.3</b>	51.586	103.5	2:32.477 (2)	70.09	0.003	11:47:22.762
8 -	47.151	97.1	54.845	112.7	51.938	<b>104.6</b>	2:33.934	69.43	1.460	11:49:56.696
9 -	47.388	96.6	53.736	112.4	51.377	103.7	2:32.501 (3)	70.08	0.027	11:52:29.197
10 -	47.515	95.8	54.208	113.1	51.987	104.0	2:33.710	69.53	1.236	11:55:02.907
11 -	47.730	96.8	54.146	111.1	52.354	102.6	2:34.230	69.29	1.756	11:57:37.137

P10 59 1 Del BRET		Porsche 997 C2S								
IDEAL LAP TIME : 2:30.664		BEST LAP TIME : 2:31.578			DIFFERENCE : 0.914					
LAP	SECTOR 1	SECTOR 2		SECTOR 3		LAP TIME	MPH	DIFF	TIME OF DAY	
1 -		93.8	56.562	98.9	56.386	107.5	3:02.183	58.66	30.605	11:32:21.631
2 -	52.067	94.7	54.573	<b>121.7</b>	51.875	113.3	2:38.515	67.42	6.937	11:35:00.146
3 -	48.683	100.9	53.793	111.8	52.317	112.5	2:34.793	69.04	3.215	11:37:34.939
4 -	48.552	98.3	53.283	107.2	52.224	112.7	2:34.059	69.37	2.481	11:40:08.998
5 -	48.926	<b>103.5</b>	<b>52.446</b>	108.7	51.855	112.4	2:33.227	69.75	1.649	11:42:42.225
6 -	47.667	100.9	53.349	117.5	51.859	<b>114.9</b>	2:32.875 (3)	69.91	1.297	11:45:15.100
7 -	48.151	102.1	53.280	109.2	52.892	113.5	2:34.323	69.25	2.745	11:47:49.423
8 -	49.958	100.4	52.730	108.4	<b>50.892</b>	112.9	2:33.580	69.59	2.002	11:50:23.003
9 -	47.401	94.7	52.678	115.1	54.402	112.5	2:34.481	69.18	2.903	11:52:57.484
10 -	48.006	94.3	53.293	116.3	51.317	113.3	2:32.616 (2)	70.03	1.038	11:55:30.100
11 -	<b>47.326</b>	103.0	52.671	112.2	51.581	112.5	<b>2:31.578 (1)</b>	<b>70.51</b>		<b>11:58:01.678</b>

P11 70 2 Angus ARCHER		Porsche Boxster S								
IDEAL LAP TIME : 2:31.666		BEST LAP TIME : 2:32.591			DIFFERENCE : 0.925					
LAP	SECTOR 1	SECTOR 2		SECTOR 3		LAP TIME	MPH	DIFF	TIME OF DAY	
1 -		88.4	59.771	113.1	52.648	103.4	2:52.083	62.11	19.492	11:32:11.531
2 -	49.107	95.8	55.783	115.5	52.688	103.2	2:37.578	67.82	4.987	11:34:49.109
3 -	48.937	94.1	55.543	117.7	51.527	105.3	2:36.007	68.51	3.416	11:37:25.116
4 -	48.317	96.6	55.033	114.3	52.183	103.4	2:35.533	68.71	2.942	11:40:00.649
5 -	47.845	98.6	54.995	114.7	51.952	104.3	2:34.792	69.04	2.201	11:42:35.441
6 -	48.349	98.2	54.803	114.3	51.902	105.0	2:35.054	68.93	2.463	11:45:10.495
7 -	47.901	98.6	54.778	101.3	53.977	104.8	2:36.656	68.22	4.065	11:47:47.151
8 -	48.276	98.1	54.562	112.2	<b>51.359</b>	105.5	2:34.197 (2)	69.31	1.606	11:50:21.348
9 -	47.662	99.5	54.164	108.0	55.297	<b>106.5</b>	2:37.123	68.02	4.532	11:52:58.471
10 -	48.782	96.6	53.823	115.1	51.599	105.6	2:34.204 (3)	69.31	1.613	11:55:32.675
11 -	<b>47.079</b>	<b>100.0</b>	<b>53.228</b>	<b>119.1</b>	52.284	103.2	<b>2:32.591 (1)</b>	<b>70.04</b>		<b>11:58:05.266</b>

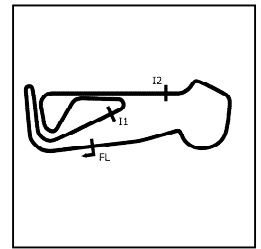
P12 3 2 Ross MORRIS		Porsche Boxster 987								
IDEAL LAP TIME : 2:30.881		BEST LAP TIME : 2:31.276			DIFFERENCE : 0.395					
LAP	SECTOR 1	SECTOR 2		SECTOR 3		LAP TIME	MPH	DIFF	TIME OF DAY	
1 -		93.2	1:10.499	102.7	54.411	107.5	3:03.702	58.18	32.426	11:32:23.150
2 -	50.939	93.7	55.418	116.1	53.316	106.5	2:39.673	66.93	8.397	11:35:02.823
3 -	50.536	86.8	55.534	113.3	52.233	108.9	2:38.303	67.51	7.027	11:37:41.126
4 -	47.803	96.1	54.931	113.3	51.663	109.4	2:34.397	69.22	3.121	11:40:15.523
5 -	48.055	94.2	54.288	112.4	51.491	108.9	2:33.834	69.47	2.558	11:42:49.357
6 -	47.452	98.5	53.908	113.3	51.463	109.6	2:32.823 (3)	69.93	1.547	11:45:22.180
7 -	47.909	95.5	54.098	114.5	51.208	109.6	2:33.215	69.75	1.939	11:47:55.395
8 -	48.325	89.8	54.195	<b>120.0</b>	<b>50.881</b>	109.8	2:33.401	69.67	2.125	11:50:28.796
9 -	47.237	97.6	<b>53.544</b>	118.3	51.136	<b>110.1</b>	2:31.917 (2)	70.35	0.641	11:53:00.713
10 -	49.785	97.9	54.122	119.1	50.932	109.4	2:34.839	69.02	3.563	11:55:35.552
11 -	<b>46.456</b>	<b>102.2</b>	53.709	114.3	51.111	102.7	<b>2:31.276 (1)</b>	<b>70.65</b>		<b>11:58:06.828</b>

Weather / Track : Cloudy / Drying

Snetterton 300  
Circuit Length = 2.9689 miles  
Start: 11:29 Flag 11:56 End: 11:59

# Petro-Canada Lubricants Porsche Club Championship

## RACE 1 - SECTOR ANALYSIS



SECTOR 1 = FL to I1, SECTOR 2 = I1 to I2, SECTOR 3 = I2 to FL, DIFF = Difference To Personal Best Lap, P = Crossed Finish Line in Pit Lane, D = Time Disallowed

P13 48 2		Toby BARLOW					Porsche Boxster S			
IDEAL LAP TIME : 2:32.141		BEST LAP TIME : 2:33.397					DIFFERENCE : 1.256			
LAP	SECTOR 1	SECTOR 2		SECTOR 3		LAP TIME	MPH	DIFF	TIME OF DAY	
1 -		88.8	58.540	112.4	53.382	107.7	2:53.033	61.76	19.636	11:32:12.481
2 -	49.419	97.6	55.238	116.3	52.733	108.5	2:37.390	67.90	3.993	11:34:49.871
3 -	49.070	94.1	55.328	119.6	52.185	98.2	2:36.583	68.25	3.186	11:37:26.454
4 -	48.836	<b>101.5</b>	54.216	114.3	52.828	107.8	2:35.880	68.56	2.483	11:40:02.334
5 -	49.127	98.2	55.453	115.1	52.685	108.0	2:37.265	67.96	3.868	11:42:39.599
6 -	48.542	99.4	55.054	106.8	53.223	108.7	2:36.819	68.15	3.422	11:45:16.418
7 -	48.490	95.7	54.269	112.4	51.700	109.2	2:34.459	69.19	1.062	11:47:50.877
8 -	50.276	95.3	54.002	118.3	51.396	108.4	2:35.674	68.65	2.277	11:50:26.551
9 -	<b>47.229</b>	100.0	<b>53.602</b>	120.0	52.566	108.9	<b>2:33.397 (1)</b>	<b>69.67</b>		<b>11:52:59.948</b>
10 -	48.299	99.1	53.712	<b>120.4</b>	51.871	108.9	2:33.882 (3)	69.45	0.485	11:55:33.830
11 -	47.500	100.4	54.677	108.4	<b>51.310</b>	<b>109.8</b>	2:33.487 (2)	69.63	0.090	11:58:07.317

P14 68 2		Steve FREEMAN					Porsche Boxster S			
IDEAL LAP TIME : 2:36.080		BEST LAP TIME : 2:36.080					DIFFERENCE : 0.000			
LAP	SECTOR 1	SECTOR 2		SECTOR 3		LAP TIME	MPH	DIFF	TIME OF DAY	
1 -		88.7	59.651	107.7	56.566	107.7	3:01.795	58.79	25.715	11:32:21.243
2 -	51.115	91.0	55.989	<b>118.5</b>	54.131	107.7	2:41.235	66.28	5.155	11:35:02.478
3 -	50.475	88.5	57.067	102.6	54.236	107.7	2:41.778	66.06	5.698	11:37:44.256
4 -	49.992	94.1	56.162	109.4	53.609	108.2	2:39.763	66.89	3.683	11:40:24.019
5 -	49.940	95.8	55.406	114.9	53.697	107.8	2:39.043	67.20	2.963	11:43:03.062
6 -	49.388	94.9	55.609	117.3	52.977	108.2	2:37.974 (2)	67.65	1.894	11:45:41.036
7 -	49.228	98.8	55.506	109.1	54.372	106.3	2:39.106	67.17	3.026	11:48:20.142
8 -	49.921	94.3	55.944	113.7	53.152	<b>108.7</b>	2:39.017 (3)	67.21	2.937	11:50:59.159
9 -	49.614	92.9	55.993	110.1	56.700	108.4	2:42.307	65.85	6.227	11:53:41.466
10 -	<b>49.127</b>	<b>99.7</b>	<b>54.723</b>	116.3	<b>52.230</b>	108.2	<b>2:36.080 (1)</b>	<b>68.47</b>		<b>11:56:17.546</b>

P15 41 2		Kevin MOLYNEAUX					Porsche Boxster S			
IDEAL LAP TIME : 2:33.574		BEST LAP TIME : 2:34.587					DIFFERENCE : 1.013			
LAP	SECTOR 1	SECTOR 2		SECTOR 3		LAP TIME	MPH	DIFF	TIME OF DAY	
1 -		88.8	56.285	110.9	52.953	<b>108.7</b>	2:48.414	63.46	13.827	11:32:07.862
2 -	49.621	90.6	54.621	107.3	53.311	107.7	2:37.553	67.83	2.966	11:34:45.415
3 -	49.593	92.1	54.583	106.5	52.972	107.2	2:37.148 (3)	68.01	2.561	11:37:22.563
4 -	<b>48.331</b>	94.5	1:16.918	99.8	52.346	106.3	2:57.595	60.18	23.008	11:40:20.158
5 -	49.604	96.2	55.021	109.1	52.625	105.6	2:37.250	67.96	2.663	11:42:57.408
6 -	49.494	93.9	55.035	110.0	53.026	105.0	2:37.555	67.83	2.968	11:45:34.963
7 -	49.051	91.4	54.889	108.7	52.389	105.1	2:36.329 (2)	68.36	1.742	11:48:11.292
8 -	49.161	89.8	54.565	102.9	53.501	105.5	2:37.227	67.97	2.640	11:50:48.519
9 -	53.384	77.7	1:03.013	106.8	58.323	105.5	2:54.720	61.17	20.133	11:53:43.239
10 -	49.344	<b>101.5</b>	<b>53.917</b>	<b>114.3</b>	<b>51.326</b>	107.3	<b>2:34.587 (1)</b>	<b>69.13</b>		<b>11:56:17.826</b>

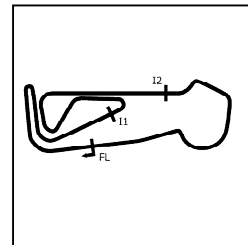
P16 86 3		Ben MCLOUGHLIN					Porsche Boxster S			
IDEAL LAP TIME : 2:42.753		BEST LAP TIME : 2:43.466					DIFFERENCE : 0.713			
LAP	SECTOR 1	SECTOR 2		SECTOR 3		LAP TIME	MPH	DIFF	TIME OF DAY	
1 -		81.7	58.180	96.5	55.278	102.9	2:55.514	60.89	12.048	11:32:14.962
2 -	51.567	89.2	57.807	100.1	55.311	103.4	2:44.685 (3)	64.90	1.219	11:34:59.647
3 -	52.628	89.9	1:00.138	91.0	55.338	103.5	2:48.104	63.58	4.638	11:37:47.751
4 -	<b>50.637</b>	88.5	58.595	101.6	<b>54.706</b>	<b>103.8</b>	2:43.938 (2)	65.19	0.472	11:40:31.689
5 -	50.930	86.8	58.858	95.5	55.662	103.4	2:45.450	64.60	1.984	11:43:17.139
6 -	51.262	<b>92.0</b>	<b>57.410</b>	101.3	54.794	102.7	<b>2:43.466 (1)</b>	<b>65.38</b>		<b>11:46:00.605</b>
7 -	51.476	89.2	58.464	95.3	55.320	102.6	2:45.260	64.67	1.794	11:48:45.865
8 -	52.220	85.4	59.454	93.4	54.775	103.4	2:46.449	64.21	2.983	11:51:32.314
9 -	50.973	84.5	1:00.764	99.1	55.793	101.6	2:47.530	63.79	4.064	11:54:19.844
10 -	52.183	78.7	59.036	<b>109.2</b>	57.587	82.1	2:48.806	63.31	5.340	11:57:08.650

Weather / Track : Cloudy / Drying

Snetterton 300  
Circuit Length = 2.9689 miles  
Start: 11:29 Flag 11:56 End: 11:59

# Petro-Canada Lubricants Porsche Club Championship

## RACE 1 - SECTOR ANALYSIS



SECTOR 1 = FL to I1, SECTOR 2 = I1 to I2, SECTOR 3 = I2 to FL, DIFF = Difference To Personal Best Lap, P = Crossed Finish Line in Pit Lane, D = Time Disallowed

P17 80 3		Paul BLAKESLEY		Porsche Boxster S								
IDEAL LAP TIME : 2:44.588		BEST LAP TIME : 2:45.544		DIFFERENCE : 0.956								
LAP	SECTOR 1	SECTOR 2	SECTOR 3	LAP TIME	MPH	DIFF	TIME OF DAY					
1 -		94.7	59.841	107.2	56.858	<b>105.3</b>	3:01.930	58.74	16.386	11:32:21.378		
2 -	53.682	92.1	59.698	109.2	56.699	104.6	2:50.079	62.84	4.535	11:35:11.457		
3 -	52.310	95.3	58.208	108.0	56.486	104.2	2:47.004	63.99	1.460	11:37:58.461		
4 -	51.889	91.4	58.546	109.4	55.537	105.1	2:45.972 (2)	64.39	0.428	11:40:44.433		
5 -	52.351	96.4	<b>57.737</b>	<b>114.9</b>	56.004	104.3	2:46.092	64.35	0.548	11:43:30.525		
6 -	52.085	97.5	58.115	110.7	56.313	103.2	2:46.513	64.18	0.969	11:46:17.038		
7 -	51.839	92.6	58.586	108.2	55.916	101.8	2:46.341	64.25	0.797	11:49:03.379		
8 -	51.541	<b>98.9</b>	57.761	108.5	59.287	87.7	2:48.589	63.39	3.045	11:51:51.968		
9 -	<b>51.425</b>	93.9	58.669	111.1	55.943	103.2	2:46.037 (3)	64.37	0.493	11:54:38.005		
10 -	51.693	96.0	58.425	106.5	<b>55.426</b>	103.5	<b>2:45.544 (1)</b>	<b>64.56</b>		<b>11:57:23.549</b>		

P18 28 2		Andy BAKER		Porsche Boxster S								
IDEAL LAP TIME : 2:39.666		BEST LAP TIME : 2:40.210		DIFFERENCE : 0.544								
LAP	SECTOR 1	SECTOR 2	SECTOR 3	LAP TIME	MPH	DIFF	TIME OF DAY					
1 -		74.7	1:04.038	98.6	59.296	103.4	3:18.843	53.75	38.633	11:32:38.291		
2 -	51.745	92.1	57.366	<b>115.9</b>	56.814	100.6	2:45.925	64.41	5.715	11:35:24.216		
3 -	1:01.646	85.4	58.817	109.1	57.376	103.4	2:57.839	60.09	17.629	11:38:22.055		
4 -	52.663	85.0	59.267	107.7	56.418	102.4	2:48.348	63.48	8.138	11:41:10.403		
5 -	49.921	96.2	56.811	108.9	56.139	102.1	2:42.871	65.62	2.661	11:43:53.274		
6 -	51.209	95.3	57.795	97.3	55.563	102.6	2:44.567	64.94	4.357	11:46:37.841		
7 -	50.045	<b>97.5</b>	55.929	107.0	<b>54.236</b>	102.6	<b>2:40.210 (1)</b>	<b>66.71</b>		<b>11:49:18.051</b>		
8 -	50.686	94.5	<b>55.912</b>	114.9	55.551	<b>104.2</b>	2:42.149 (3)	65.91	1.939	11:52:00.200		
9 -	<b>49.518</b>	96.4	57.658	111.1	54.587	103.7	2:41.763 (2)	66.07	1.553	11:54:41.963		
10 -	50.068	93.8	58.415	106.1	55.705	103.0	2:44.188	65.09	3.978	11:57:26.151		

P19 32 3		William HESLOP		Porsche Boxster S								
IDEAL LAP TIME : 2:44.794		BEST LAP TIME : 2:44.794		DIFFERENCE : 0.000								
LAP	SECTOR 1	SECTOR 2	SECTOR 3	LAP TIME	MPH	DIFF	TIME OF DAY					
1 -		83.2	1:01.589	<b>112.7</b>	56.344	102.1	3:01.023	59.04	16.229	11:32:20.471		
2 -	53.489	89.2	1:05.707	105.5	56.275	103.2	2:55.471	60.91	10.677	11:35:15.942		
3 -	52.458	93.5	1:00.327	105.5	56.414	103.0	2:49.199	63.16	4.405	11:38:05.141		
4 -	51.792	<b>95.3</b>	59.041	106.0	56.100	103.4	2:46.933 (2)	64.02	2.139	11:40:52.074		
5 -	51.793	93.8	58.759	108.9	56.469	103.0	2:47.021 (3)	63.99	2.227	11:43:39.095		
6 -	<b>51.482</b>	89.4	<b>57.948</b>	110.1	<b>55.364</b>	104.0	<b>2:44.794 (1)</b>	<b>64.85</b>		<b>11:46:23.889</b>		
7 -	51.733	92.1	1:10.898	107.5	56.001	<b>105.5</b>	2:58.632	59.83	13.838	11:49:22.521		
8 -	52.577	93.5	58.695	105.5	56.695	101.6	2:47.967	63.63	3.173	11:52:10.488		
9 -	52.092	88.3	59.258	108.7	56.132	103.4	2:47.482	63.81	2.688	11:54:57.970		
10 -	52.789	86.4	59.334	112.2	56.534	104.5	2:48.657	63.37	3.863	11:57:46.627		

P20 21 3		Sam BECKETT		Porsche Boxster S								
IDEAL LAP TIME : 2:48.921		BEST LAP TIME : 2:48.921		DIFFERENCE : 0.000								
LAP	SECTOR 1	SECTOR 2	SECTOR 3	LAP TIME	MPH	DIFF	TIME OF DAY					
1 -		87.0	1:02.132	110.1	58.615	104.0	3:10.328	56.15	21.407	11:32:29.776		
2 -	52.622	83.0	1:01.128	112.4	58.403	105.1	2:52.153	62.08	3.232	11:35:21.929		
3 -	52.830	84.7	1:00.730	111.8	57.500	105.5	2:51.060	62.48	2.139	11:38:12.989		
4 -	52.976	93.0	59.289	115.9	<b>57.353</b>	105.1	2:49.618 (2)	63.01	0.697	11:41:02.607		
5 -	<b>52.518</b>	93.5	<b>59.050</b>	<b>116.3</b>	<b>57.353</b>	104.6	<b>2:48.921 (1)</b>	<b>63.27</b>		<b>11:43:51.528</b>		
6 -	52.584	<b>96.0</b>	1:00.283	110.5	58.554	103.7	2:51.421	62.34	2.500	11:46:42.949		
7 -	52.957	93.3	1:00.907	110.1	57.538	105.8	2:51.402	62.35	2.481	11:49:34.351		
8 -	53.518	91.4	1:00.507	109.4	57.409	105.1	2:51.434	62.34	2.513	11:52:25.785		
9 -	53.113	88.4	59.552	113.3	57.573	103.2	2:50.238 (3)	62.78	1.317	11:55:16.023		
10 -	52.658	94.1	59.829	112.4	58.066	<b>106.1</b>	2:50.553	62.66	1.632	11:58:06.576		

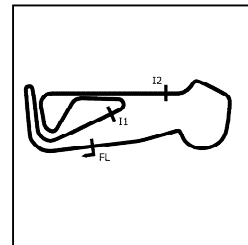
P21 46 3		Wayne MINOGUE		Porsche Boxster S						
IDEAL LAP TIME : 2:51.800		BEST LAP TIME : 2:52.721		DIFFERENCE : 0.921						
LAP	SECTOR 1	SECTOR 2	SECTOR 3	LAP TIME	MPH	DIFF	TIME OF DAY			

Weather / Track : Cloudy / Drying

Snetterton 300  
Circuit Length = 2.9689 miles  
Start: 11:29 Flag 11:56 End: 11:59

# Petro-Canada Lubricants Porsche Club Championship

## RACE 1 - SECTOR ANALYSIS



SECTOR 1 = FL to I1, SECTOR 2 = I1 to I2, SECTOR 3 = I2 to FL, DIFF = Difference To Personal Best Lap, P = Crossed Finish Line in Pit Lane, D = Time Disallowed

Lap	1	2	3	4	5	6	7	8	9	10
1 -		91.0	1:02.472	105.3	59.713	102.1	3:11.117	55.92	18.396	11:32:30.565
2 -	54.499	91.5	1:01.453	<b>115.1</b>	58.900	<b>102.7</b>	2:54.852	61.12	2.131	11:35:25.417
3 -	54.402	92.8	1:00.978	107.5	58.977	<b>102.7</b>	2:54.357	61.29	1.636	11:38:19.774
4 -	53.805	89.5	1:00.570	108.4	58.790	101.9	2:53.165	61.72	0.444	11:41:12.939
5 -	54.194	92.4	<b>1:00.310</b>	112.4	58.217	102.1	<b>2:52.721 (1)</b>	<b>61.88</b>		<b>11:44:05.660</b>
6 -	53.709	94.1	1:00.743	111.6	58.542	101.6	2:52.994	61.78	0.273	11:46:58.654
7 -	<b>53.328</b>	94.5	1:01.162	111.4	58.287	101.9	<b>2:52.777 (2)</b>	61.86	0.056	11:49:51.431
8 -	55.003	93.5	1:00.661	109.8	58.290	101.8	2:53.954	61.44	1.233	11:52:45.385
9 -	53.926	94.2	1:00.811	113.3	<b>58.162</b>	101.8	<b>2:52.899 (3)</b>	61.81	0.178	11:55:38.284
10 -	54.148	<b>94.6</b>	1:00.499	112.0	59.517	98.8	2:54.164	61.36	1.443	11:58:32.448

P22 55 3		Scot ADAMS			Porsche Boxster S		
IDEAL LAP TIME : 2:49.779		BEST LAP TIME : 2:50.957			DIFFERENCE : 1.178		
LAP	SECTOR 1	SECTOR 2	SECTOR 3	LAP TIME	MPH	DIFF	TIME OF DAY

1 -		75.2	1:04.041	97.6	59.649	103.0	3:15.708	54.61	24.751	11:32:35.156
2 -	55.422	80.5	1:02.929	<b>103.8</b>	58.762	103.2	2:57.113	60.34	6.156	11:35:32.269
3 -	54.753	79.6	1:01.384	99.7	59.762	102.6	2:55.899	60.76	4.942	11:38:28.168
4 -	53.427	85.7	1:01.481	102.9	58.354	102.2	2:53.262	61.68	2.305	11:41:21.430
5 -	53.273	85.9	1:00.976	102.4	<b>57.333</b>	103.4	2:51.582 (2)	62.29	0.625	11:44:13.012
6 -	53.330	<b>89.3</b>	1:00.571	103.7	58.314	104.0	2:52.215	62.06	1.258	11:47:05.227
7 -	55.040	86.5	59.963	101.5	59.396	<b>104.2</b>	2:54.399	61.28	3.442	11:49:59.626
8 -	54.086	88.5	<b>59.479</b>	101.6	57.392	103.5	<b>2:50.957 (1)</b>	<b>62.51</b>		<b>11:52:50.583</b>
9 -	<b>52.967</b>	85.9	1:00.942	101.6	57.700	103.2	<b>2:51.609 (3)</b>	62.28	0.652	11:55:42.192
10 -	53.681	83.0	1:00.647	99.7	57.767	103.8	2:52.095	62.10	1.138	11:58:34.287

P23 600 3		Simon RUFFELL-WARD			Porsche Boxster S		
IDEAL LAP TIME : 2:52.206		BEST LAP TIME : 2:53.674			DIFFERENCE : 1.468		
LAP	SECTOR 1	SECTOR 2	SECTOR 3	LAP TIME	MPH	DIFF	TIME OF DAY

1 -		74.4	1:06.292	101.6	58.948	101.9	3:12.049	55.65	18.375	11:32:31.497
2 -	54.149	88.7	1:02.217	106.8	58.691	101.8	2:55.057	61.05	1.383	11:35:26.554
3 -	54.494	<b>93.0</b>	1:00.804	103.5	58.393	102.7	2:53.691 (2)	61.53	0.017	11:38:20.245
4 -	54.113	87.9	1:01.179	108.0	58.823	100.7	2:54.115	61.38	0.441	11:41:14.360
5 -	54.507	87.7	1:01.236	<b>108.2</b>	58.444	<b>103.2</b>	2:54.187	61.35	0.513	11:44:08.547
6 -	<b>53.602</b>	<b>93.0</b>	1:02.271	102.7	1:00.300	101.3	2:56.173	60.66	2.499	11:47:04.720
7 -	54.377	91.3	<b>1:00.784</b>	103.7	59.442	102.6	2:54.603	61.21	0.929	11:49:59.323
8 -	54.487	88.7	1:01.390	101.8	58.502	102.4	2:54.379	61.29	0.705	11:52:53.702
9 -	53.812	89.3	1:02.042	103.5	<b>57.820</b>	103.0	<b>2:53.674 (1)</b>	<b>61.54</b>		<b>11:55:47.376</b>
10 -	53.773	91.0	1:01.912	99.5	58.230	101.3	2:53.915 (3)	61.45	0.241	11:58:41.291

P24 39 3		Ollie COLES			Porsche Boxster S		
IDEAL LAP TIME : 2:48.631		BEST LAP TIME : 2:51.558			DIFFERENCE : 2.927		
LAP	SECTOR 1	SECTOR 2	SECTOR 3	LAP TIME	MPH	DIFF	TIME OF DAY

1 -		74.8	1:03.453	96.0	59.719	103.5	3:18.313	53.89	26.755	11:32:37.761
2 -	55.064	89.5	1:02.577	<b>107.0</b>	57.938	<b>104.5</b>	2:55.579	60.87	4.021	11:35:33.340
3 -	54.180	77.4	1:00.729	104.2	57.533	104.3	2:52.442 (2)	61.98	0.884	11:38:25.782
4 -	<b>51.998</b>	93.9	1:06.498	104.5	59.538	103.2	2:58.034	60.03	6.476	11:41:23.816
5 -	53.521	91.4	1:01.153	102.9	58.932	103.4	2:53.606	61.56	2.048	11:44:17.422
6 -	53.888	84.0	1:01.172	105.1	58.738	104.3	2:53.798	61.49	2.240	11:47:11.220
7 -	53.205	86.5	1:01.911	94.6	58.175	104.0	2:53.291	61.67	1.733	11:50:04.511
8 -	53.935	81.1	1:01.053	100.6	1:00.159	103.5	2:55.147	61.02	3.589	11:52:59.658
9 -	53.446	88.1	1:00.894	94.6	58.919	104.3	2:53.259 (3)	61.68	1.701	11:55:52.917
10 -	54.925	<b>94.1</b>	<b>59.389</b>	106.0	<b>57.244</b>	104.0	<b>2:51.558 (1)</b>	<b>62.30</b>		<b>11:58:44.475</b>

P25 6 3		Mike THOMPSON			Porsche Boxster S		
IDEAL LAP TIME : 2:52.091		BEST LAP TIME : 2:53.351			DIFFERENCE : 1.260		
LAP	SECTOR 1	SECTOR 2	SECTOR 3	LAP TIME	MPH	DIFF	TIME OF DAY

1 -		77.4	1:03.692	95.4	1:00.512	102.1	3:15.444	54.68	22.093	11:32:34.892
2 -	55.053	81.3	1:02.772	96.4	59.344	102.7	2:57.169	60.32	3.818	11:35:32.061
3 -	54.428	81.5	1:01.267	96.6	59.315	104.0	2:55.010	61.07	1.659	11:38:27.071
4 -	54.123	85.5	1:01.529	93.0	1:00.292	103.5	2:55.944	60.74	2.593	11:41:23.015

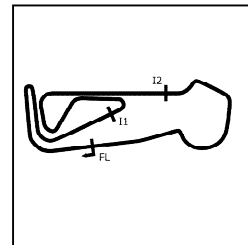
Weather / Track : Cloudy / Drying

Snetterton 300  
Circuit Length = 2.9689 miles  
Start: 11:29 Flag 11:56 End: 11:59



# Petro-Canada Lubricants Porsche Club Championship

## RACE 1 - SECTOR ANALYSIS



SECTOR 1 = FL to I1, SECTOR 2 = I1 to I2, SECTOR 3 = I2 to FL, DIFF = Difference To Personal Best Lap, P = Crossed Finish Line in Pit Lane, D = Time Disallowed

5 -	54.249	<b>89.5</b>	<b>1:00.497</b>	<b>105.8</b>	58.649	102.6	2:53.395 (2)	61.64	0.044	11:44:16.410
6 -	54.188	86.4	1:01.066	100.9	58.447	103.0	2:53.701 (3)	61.53	0.350	11:47:10.111
<b>7 -</b>	<b>53.696</b>	84.8	1:01.757	95.7	<b>57.898</b>	103.4	<b>2:53.351 (1)</b>	<b>61.65</b>		<b>11:50:03.462</b>
8 -	54.122	82.1	1:01.490	96.5	59.248	103.0	2:54.860	61.12	1.509	11:52:58.322
9 -	54.133	85.4	1:01.031	89.5	59.722	<b>104.2</b>	2:54.886	61.11	1.535	11:55:53.208
10 -	54.715	88.0	1:01.037	92.4	58.508	103.0	2:54.260	61.33	0.909	11:58:47.468

<b>P26</b>	<b>10 3</b>	<b>Julian MORRIS</b>	Porsche Boxster S							
IDEAL LAP TIME : 2:48.832		BEST LAP TIME : 2:51.769		DIFFERENCE : 2.937						

LAP	SECTOR 1	SECTOR 2	SECTOR 3	LAP TIME	MPH	DIFF	TIME OF DAY			
1 -	79.8	1:02.843	85.7	1:02.150	99.7	3:19.307	53.62	27.538	11:32:38.755	
2 -	56.226	86.0	1:01.145	87.9	1:00.018	105.3	2:57.389	60.25	5.620	11:35:36.144
3 -	56.120	90.9	1:00.037	85.4	1:00.088	106.1	2:56.245	60.64	4.476	11:38:32.389
4 -	54.565	89.9	1:00.458	91.6	59.193	106.1	2:54.216	61.34	2.447	11:41:26.605
5 -	53.954	<b>93.8</b>	1:00.871	95.0	58.307	105.8	2:53.132 (3)	61.73	1.363	11:44:19.737
6 -	56.862	90.4	<b>59.406</b>	93.0	59.145	106.5	2:55.413	60.93	3.644	11:47:15.150
<b>7 -</b>	<b>53.966</b>	85.0	59.624	97.9	58.179	106.6	<b>2:51.769 (1)</b>	<b>62.22</b>		<b>11:50:06.919</b>
8 -	53.479	88.7	59.616	106.6	59.610	<b>106.8</b>	2:52.705 (2)	61.88	0.936	11:52:59.624
9 -	54.601	89.1	1:04.691	<b>107.2</b>	<b>56.165</b>	106.5	2:55.457	60.91	3.688	11:55:55.081
10 -	<b>53.261</b>	92.6	1:14.033	103.5	57.563	88.3	3:04.857	57.81	13.088	11:58:59.938

<b>P27</b>	<b>49 3</b>	<b>Steven SHORE</b>	Porsche Boxster S							
IDEAL LAP TIME : 2:55.977		BEST LAP TIME : 2:56.261		DIFFERENCE : 0.284						

LAP	SECTOR 1	SECTOR 2	SECTOR 3	LAP TIME	MPH	DIFF	TIME OF DAY			
1 -	71.9	1:07.715	90.0	1:03.626	100.1	3:27.163	51.59	30.902	11:32:46.611	
2 -	58.308	76.5	1:03.857	<b>103.0</b>	1:02.340	100.1	3:04.505	57.92	8.244	11:35:51.116
3 -	56.852	84.8	1:02.220	92.8	1:02.427	101.5	3:01.499	58.88	5.238	11:38:52.615
4 -	56.086	82.8	1:02.085	95.5	1:00.227	101.9	2:58.398	59.91	2.137	11:41:51.013
5 -	57.530	75.5	1:01.482	99.1	1:00.794	97.2	2:59.806	59.44	3.545	11:44:50.819
6 -	55.766	<b>87.7</b>	1:00.940	94.9	<b>1:00.217</b>	101.6	2:56.923 (2)	60.41	0.662	11:47:47.742
7 -	55.241	82.6	1:01.122	91.6	1:00.657	101.2	2:57.020 (3)	60.37	0.759	11:50:44.762
8 -	55.730	82.9	1:01.109	96.4	1:00.564	<b>102.2</b>	2:57.403	60.24	1.142	11:53:42.165
<b>9 -</b>	<b>55.079</b>	85.5	<b>1:00.681</b>	97.6	1:00.501	102.1	<b>2:56.261 (1)</b>	<b>60.63</b>		<b>11:56:38.426</b>

<b>P28</b>	<b>69 3</b>	<b>Mark DUNCAN</b>	Porsche Boxster S							
IDEAL LAP TIME : 2:53.077		BEST LAP TIME : 2:53.729		DIFFERENCE : 0.652						

LAP	SECTOR 1	SECTOR 2	SECTOR 3	LAP TIME	MPH	DIFF	TIME OF DAY			
1 -	78.1	1:09.317	90.3	1:03.423	96.2	3:29.929	50.91	36.200	11:32:49.377	
2 -	58.076	71.3	1:04.042	87.3	1:02.017	99.7	3:04.135	58.04	10.406	11:35:53.512
3 -	57.496	70.8	1:03.234	87.0	1:00.072	101.3	3:00.802	59.11	7.073	11:38:54.314
4 -	56.383	78.8	1:04.070	101.5	1:00.132	99.1	3:00.585	59.18	6.856	11:41:54.899
5 -	56.648	80.0	1:02.065	96.4	59.589	101.6	2:58.302	59.94	4.573	11:44:53.201
6 -	54.795	81.7	1:01.253	95.3	59.785	101.2	2:55.833 (2)	60.78	2.104	11:47:49.034
7 -	55.782	80.8	1:03.758	100.1	<b>58.263</b>	<b>102.4</b>	2:57.803 (3)	60.11	4.074	11:50:46.837
8 -	54.565	85.3	1:02.963	<b>102.1</b>	1:00.659	99.7	2:58.187	59.98	4.458	11:53:45.024
<b>9 -</b>	<b>53.577</b>	<b>88.8</b>	<b>1:01.237</b>	101.3	58.915	95.0	<b>2:53.729 (1)</b>	<b>61.52</b>		<b>11:56:38.753</b>

<b>P29</b>	<b>24 3</b>	<b>Carl HAZELTON</b>	Porsche Boxster S							
IDEAL LAP TIME : 2:54.962		BEST LAP TIME : 2:56.410		DIFFERENCE : 1.448						

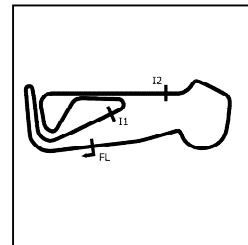
LAP	SECTOR 1	SECTOR 2	SECTOR 3	LAP TIME	MPH	DIFF	TIME OF DAY			
1 -	76.8	1:20.241	89.1	1:00.303	101.2	3:34.574	49.81	38.164	11:32:54.022	
2 -	56.449	83.7	1:02.381	100.7	1:01.453	103.7	3:00.283	59.28	3.873	11:35:54.305
3 -	57.816	84.2	1:03.378	100.9	1:00.148	105.1	3:01.342	58.93	4.932	11:38:55.647
<b>4 -</b>	<b>55.923</b>	88.4	1:01.546	<b>109.2</b>	<b>58.941</b>	102.7	<b>2:56.410 (1)</b>	<b>60.58</b>		<b>11:41:52.057</b>
5 -	57.209	84.6	1:02.967	104.3	59.251	100.1	2:59.427	59.56	3.017	11:44:51.484
6 -	55.730	89.2	<b>1:01.111</b>	107.3	59.693	100.1	2:56.534 (2)	60.54	0.124	11:47:48.018
7 -	55.863	84.5	1:03.118	102.1	59.194	105.1	2:58.175	59.98	1.765	11:50:46.193
8 -	<b>54.910</b>	84.5	1:01.680	101.3	1:00.199	<b>105.8</b>	2:56.789	60.45	0.379	11:53:42.982
9 -	55.265	<b>89.8</b>	1:01.139	104.6	1:00.244	98.1	2:56.648 (3)	60.50	0.238	11:56:39.630

Weather / Track : Cloudy / Drying

Snetterton 300  
Circuit Length = 2.9689 miles  
Start: 11:29 Flag 11:56 End: 11:59

# Petro-Canada Lubricants Porsche Club Championship

## RACE 1 - SECTOR ANALYSIS



SECTOR 1 = FL to I1, SECTOR 2 = I1 to I2, SECTOR 3 = I2 to FL, DIFF = Difference To Personal Best Lap, P = Crossed Finish Line in Pit Lane, D = Time Disallowed

<b>P30 22 3</b>		<b>Mark MCCULLOUGH</b>		Porsche Boxster S						
IDEAL LAP TIME : 2:54.914		BEST LAP TIME : 2:55.940		DIFFERENCE : 1.026						
LAP	SECTOR 1	SECTOR 2		SECTOR 3		LAP TIME	MPH	DIFF	TIME OF DAY	
1 -		70.1	1:07.969	91.4	1:03.475	98.6	3:26.103	51.85	30.163	11:32:45.551
2 -	58.584	79.0	1:04.491	84.8	1:04.065	101.5	3:07.140	57.11	11.200	11:35:52.691
3 -	59.455	77.3	1:05.045	86.5	1:00.738	100.1	3:05.238	57.69	9.298	11:38:57.929
4 -	56.022	78.8	1:02.228	94.3	1:01.704	98.8	2:59.954	59.39	4.014	11:41:57.883
5 -	55.455	84.5	1:02.832	<b>96.2</b>	59.473	<b>102.2</b>	2:57.760 <b>(3)</b>	60.12	1.820	11:44:55.643
6 -	55.057	83.6	1:01.805	93.7	1:01.449	101.8	2:58.311	59.94	2.371	11:47:53.954
7 -	55.621	<b>91.5</b>	1:02.719	87.3	59.651	<b>102.2</b>	2:57.991	60.04	2.051	11:50:51.945
8 -	55.502	82.3	1:02.270	92.5	<b>59.189</b>	101.5	2:56.961 <b>(2)</b>	60.39	1.021	11:53:48.906
9 -	<b>53.936</b>	82.5	<b>1:01.789</b>	87.3	1:00.215	87.7	<b>2:55.940 (1)</b>	<b>60.74</b>		<b>11:56:44.846</b>

<b>P31 16 1</b>		<b>Kevin HARRISON</b>		Porsche 996 C2						
IDEAL LAP TIME : 2:31.627		BEST LAP TIME : 2:33.423		DIFFERENCE : 1.796						
LAP	SECTOR 1	SECTOR 2		SECTOR 3		LAP TIME	MPH	DIFF	TIME OF DAY	
1 -		95.1	54.039	113.9	<b>51.225</b>	<b>115.3</b>	2:40.014 <b>(3)</b>	66.79	6.591	11:31:59.462
2 -	47.602	101.5	<b>53.841</b>	<b>116.5</b>	52.206	114.1	2:33.649 <b>(2)</b>	69.56	0.226	11:34:33.111
3 -	46.820	101.5	54.222	113.7	52.381	114.7	<b>2:33.423 (1)</b>	<b>69.66</b>		<b>11:37:06.534</b>

<b>P32 33 1</b>		<b>Alastair ILES</b>		Porsche 997 C2S						
IDEAL LAP TIME : 2:32.950		BEST LAP TIME : 2:48.846		DIFFERENCE : 15.896						
LAP	SECTOR 1	SECTOR 2		SECTOR 3		LAP TIME	MPH	DIFF	TIME OF DAY	
1 -		95.5	56.165	110.7	<b>52.698</b>	<b>116.3</b>	<b>2:48.846 (1)</b>	<b>63.30</b>		<b>11:32:08.294</b>

# Petro-Canada Lubricants Porsche Club Championship

## RACE 1 - BEST SPEEDS

POS	INTERMEDIATE 1			INTERMEDIATE 2			FINISH LINE		
	NO	NAME	MPH	NO	NAME	MPH	NO	NAME	MPH
1	23	CLARK	109.1	23	CLARK	129.3	7	PRICE	118.9
2	2	MORRIS	107.3	7	PRICE	128.3	2	MORRIS	118.7
3	50	CALEY	107.2	14	MCALEER	128.0	14	MCALEER	118.7
4	14	MCALEER	106.0	44	MCALEER	126.1	50	CALEY	117.1
5	44	MCALEER	106.0	2	MORRIS	125.6	33	ILES	116.3
6	7	PRICE	105.3	50	CALEY	123.1	16	HARRISON	115.3
7	4	TOON	104.0	4	TOON	121.7	59	BRETT	114.9
8	59	BRETT	103.5	59	BRETT	121.7	23	CLARK	114.7
9	9	DYER	103.2	48	BARLOW	120.4	9	DYER	113.7
10	16	HARRISON	102.6	9	DYER	120.2	4	TOON	113.3
11	3	MORRIS	102.2	3	MORRIS	120.0	44	MCALEER	113.3
12	48	BARLOW	101.5	70	ARCHER	119.1	3	MORRIS	110.1
13	41	MOLYNEAUX	101.5	68	FREEMAN	118.5	48	BARLOW	109.8
14	70	ARCHER	100.0	33	ILES	118.1	68	FREEMAN	108.7
15	68	FREEMAN	99.7	16	HARRISON	116.5	41	MOLYNEAUX	108.7
16	33	ILES	99.5	21	BECKETT	116.3	10	MORRIS	106.8
17	80	BLAKESLEY	98.9	28	BAKER	115.9	70	ARCHER	106.5
18	47	COLEMAN	98.1	46	MINOGUE	115.1	21	BECKETT	106.1
19	28	BAKER	97.5	80	BLAKESLEY	114.9	24	HAZELTON	105.8
20	21	BECKETT	96.0	47	COLEMAN	114.3	32	HESLOP	105.5
21	32	HESLOP	95.3	41	MOLYNEAUX	114.3	80	BLAKESLEY	105.3
22	46	MINOGUE	94.6	32	HESLOP	112.7	47	COLEMAN	104.6
23	39	COLES	94.1	86	MCCULLOUGH	109.2	39	COLES	104.5
24	10	MORRIS	93.8	24	HAZELTON	109.2	28	BAKER	104.2
25	600	RUFFELL-WARD	93.0	600	RUFFELL-WARD	108.2	55	ADAMS	104.2
26	86	MCCULLOUGH	92.0	10	MORRIS	107.2	6	THOMPSON	104.2
27	22	MCCULLOUGH	91.5	39	COLES	107.0	86	MCCULLOUGH	103.8
28	24	HAZELTON	89.8	6	THOMPSON	105.8	600	RUFFELL-WARD	103.2
29	6	THOMPSON	89.5	55	ADAMS	103.8	46	MINOGUE	102.7
30	55	ADAMS	89.3	49	SHORE	103.0	69	DUNCAN	102.4
31	69	DUNCAN	88.8	69	DUNCAN	102.1	49	SHORE	102.2
32	49	SHORE	87.7	22	MCCULLOUGH	96.2	22	MCCULLOUGH	102.2

Weather / Track : Cloudy / Drying

Results can be found at [www.tsl-timing.com](http://www.tsl-timing.com)

Snetterton 300  
Circuit Length = 2.9689 miles  
Start: 11:29 Flag 11:56 End: 11:59

Printed - 12:02 Saturday, 27 July 2019

# Petro-Canada Lubricants Porsche Club Championship

## RACE 1 - BEST SECTORS

SECTOR 1			SECTOR 2			SECTOR 3			IDEAL / BEST COMPARISON						
POS	NO	NAME	TIME	NO	NAME	TIME	NO	NAME	TIME	POS	NO	NAME	IDEAL	BEST	DIFF
													<b>PERFECT LAP</b>	<b>2:24.195</b>	
1	23	CLARK	44.828	23	CLARK	50.878	14	MCAL EER	48.489	1	23	CLARK	2:24.241	2:24.516	0.275
2	7	PRICE	45.196	14	MCAL EER	50.958	23	CLARK	48.535	2	14	MCAL EER	2:24.789	2:25.321	0.532
3	2	MORRIS	45.229	2	MORRIS	51.053	7	PRICE	48.536	3	2	MORRIS	2:25.223	2:25.895	0.672
4	14	MCAL EER	45.342	50	CALEY	51.519	2	MORRIS	48.941	4	7	PRICE	2:25.312	2:25.926	0.614
5	44	MCAL EER	45.642	7	PRICE	51.580	44	MCAL EER	49.116	5	44	MCAL EER	2:26.375	2:27.209	0.834
6	4	TOON	45.710	44	MCAL EER	51.617	4	TOON	49.404	6	4	TOON	2:27.167	2:27.746	0.579
7	50	CALEY	46.157	4	TOON	52.053	9	DYER	49.443	7	50	CALEY	2:27.342	2:27.843	0.501
8	9	DYER	46.234	9	DYER	52.419	50	CALEY	49.666	8	9	DYER	2:28.096	2:28.223	0.127
9	3	MORRIS	46.456	59	BRETT	52.446	3	MORRIS	50.881	9	59	BRETT	2:30.664	2:31.578	0.914
10	16	HARRISON	46.561	70	ARCHER	53.228	59	BRETT	50.892	10	3	MORRIS	2:30.881	2:31.276	0.395
11	33	ILES	46.943	33	ILES	53.309	47	COLEMAN	51.181	11	16	HARRISON	2:31.627	2:33.423	1.796
12	47	COLEMAN	47.023	3	MORRIS	53.544	16	HARRISON	51.225	12	70	ARCHER	2:31.666	2:32.591	0.925
13	70	ARCHER	47.079	48	BARLOW	53.602	48	BARLOW	51.310	13	47	COLEMAN	2:31.832	2:32.474	0.642
14	48	BARLOW	47.229	47	COLEMAN	53.628	41	MOLYNEAUX	51.326	14	48	BARLOW	2:32.141	2:33.397	1.256
15	59	BRETT	47.326	16	HARRISON	53.841	70	ARCHER	51.359	15	33	ILES	2:32.950	2:48.846	15.896
16	41	MOLYNEAUX	48.331	41	MOLYNEAUX	53.917	68	FREEMAN	52.230	16	41	MOLYNEAUX	2:33.574	2:34.587	1.013
17	68	FREEMAN	49.127	68	FREEMAN	54.723	33	ILES	52.698	17	68	FREEMAN	2:36.080	2:36.080	0.000
18	28	BAKER	49.518	28	BAKER	55.912	28	BAKER	54.236	18	28	BAKER	2:39.666	2:40.210	0.544
19	86	M CLOUGHLIN	50.637	86	M CLOUGHLIN	57.410	86	M CLOUGHLIN	54.706	19	86	M CLOUGHLIN	2:42.753	2:43.466	0.713
20	80	BLAKESLEY	51.425	80	BLAKESLEY	57.737	32	HESLOP	55.364	20	80	BLAKESLEY	2:44.588	2:45.544	0.956
21	32	HESLOP	51.482	32	HESLOP	57.948	80	BLAKESLEY	55.426	21	32	HESLOP	2:44.794	2:44.794	0.000
22	39	COLES	51.998	21	BECKETT	59.050	10	MORRIS	56.165	22	39	COLES	2:48.631	2:51.558	2.927
23	21	BECKETT	52.518	39	COLES	59.389	39	COLES	57.244	23	10	MORRIS	2:48.832	2:51.769	2.937
24	55	ADAMS	52.967	10	MORRIS	59.406	55	ADAMS	57.333	24	21	BECKETT	2:48.921	2:48.921	0.000
25	10	MORRIS	53.261	55	ADAMS	59.479	21	BECKETT	57.353	25	55	ADAMS	2:49.779	2:50.957	1.178
26	46	MINOGUE	53.328	46	MINOGUE	1:00.310	600	RUFFELL-WARD	57.820	26	46	MINOGUE	2:51.800	2:52.721	0.921
27	69	DUNCAN	53.577	6	THOMPSON	1:00.497	6	THOMPSON	57.898	27	6	THOMPSON	2:52.091	2:53.351	1.260
28	600	RUFFELL-WARD	53.602	49	SHORE	1:00.681	46	MINOGUE	58.162	28	600	RUFFELL-WARD	2:52.206	2:53.674	1.468
29	6	THOMPSON	53.696	600	RUFFELL-WARD	1:00.784	69	DUNCAN	58.263	29	69	DUNCAN	2:53.077	2:53.729	0.652
30	22	MCCULLOUGH	53.936	24	HAZELTON	1:01.111	24	HAZELTON	58.941	30	22	MCCULLOUGH	2:54.914	2:55.940	1.026
31	24	HAZELTON	54.910	69	DUNCAN	1:01.237	22	MCCULLOUGH	59.189	31	24	HAZELTON	2:54.962	2:56.410	1.448
32	49	SHORE	55.079	22	MCCULLOUGH	1:01.789	49	SHORE	1:00.217	32	49	SHORE	2:55.977	2:56.261	0.284

Weather / Track : Cloudy / Drying

Results can be found at [www.tsl-timing.com](http://www.tsl-timing.com)

Snetterton 300

Circuit Length = 2.9689 miles

Start: 11:29 Flag 11:56 End: 11:59

Printed - 12:02 Saturday, 27 July 2019



# Petro-Canada Lubricants Porsche Club Championship

## RACE 1 - LAP CHART

68	1 Lap	2:36.080
41	1 Lap	2:34.587
2	23.955	2:27.515
49	2 Laps	2:56.261
14	24.338	2:27.123
69	2 Laps	2:53.729
24	2 Laps	2:56.648
22	2 Laps	2:55.940
9	41.909	2:30.909
4	47.966	2:27.991
50	48.681	2:27.843
86	1 Lap	2:48.806
44	1:03.035	2:27.790
80	1 Lap	2:45.544
7	1:10.745	3:13.854
28	1 Lap	2:44.188
47	1:22.896	2:34.230
32	1 Lap	2:48.657
59	1:47.437	2:31.578
70	1:51.025	2:32.591
21	1 Lap	2:50.553
3	1:52.587	2:31.276
48	1:53.076	2:33.487
46	1 Lap	2:54.164
55	1 Lap	2:52.095
600	1 Lap	2:53.915
39	1 Lap	2:51.558
6	1 Lap	2:54.260
10	1 Lap	3:04.857

Weather / Track : Cloudy / Drying

Results can be found at [www.tsl-timing.com](http://www.tsl-timing.com)

Page 2 of 2

Snetterton 300  
Circuit Length = 2.9689 miles  
Start: 11:29 Flag 11:56 End: 11:59

Printed - 12:04 Saturday, 27 July 2019

# Petro-Canada Lubricants Porsche Club Championship

## RACE 1 - POSITION CHART

No	Name	Lap Pos	Lap											
			1	2	3	4	5	6	7	8	9	10	11	
23	CLARK	1	23	23	23	23	23	23	23	23	23	23	23	23
2	MORRIS	2	2	2	2	2	2	2	2	2	2	2	2	2
9	DYER	3	9	9	9	9	7	7	7	7	7	7	7	14
7	PRICE	4	7	7	7	7	9	14	14	14	14	14	14	9
14	MCALEER	5	16	14	14	14	14	9	9	9	9	9	9	4
4	TOON	6	14	16	16	4	4	4	4	4	4	4	4	50
47	COLEMAN	7	4	4	4	50	50	50	50	50	50	50	50	44
16	HARRISON	8	47	50	50	47	47	47	44	44	44	44	44	7
59	BRETT	9	50	47	47	44	44	44	47	47	47	47	47	47
70	ARCHER	10	41	41	41	70	70	70	70	70	59	59	59	59
41	MOLYNEAUX	11	33	70	70	48	48	59	59	59	70	70	70	70
3	MORRIS	12	70	48	48	59	59	48	48	48	48	48	48	3
44	MCALEER	13	48	44	44	3	3	3	3	3	3	3	3	48
50	CALEY	14	86	86	59	41	41	41	41	41	68	68	68	68
48	BARLOW	15	32	59	3	68	68	68	68	68	41	41	41	41
68	FREEMAN	16	68	68	68	86	86	86	86	86	86	86	86	86
28	BAKER	17	80	3	86	80	80	80	80	80	80	80	80	80
33	ILES	18	59	80	80	32	32	32	28	28	28	28	28	28
32	HESLOP	19	44	32	32	21	21	28	32	32	32	32	32	32
86	MCLOUGHLIN	20	3	21	21	28	28	21	21	21	21	21	21	21
600	RUFFELL-WARD	21	21	28	46	46	46	46	46	46	46	46	46	46
80	BLAKESLEY	22	46	46	600	600	600	600	600	600	55	55	55	55
21	BECKETT	23	600	600	28	55	55	55	55	600	600	600	600	600
39	COLES	24	6	6	39	6	6	6	6	6	39	39	39	39
46	MINOGUE	25	55	55	6	39	39	39	39	10	6	6	6	6
55	ADAMS	26	39	39	55	10	10	10	10	39	10	10	10	10
6	THOMPSON	27	28	10	10	49	49	49	49	49	49	49	49	49
10	MORRIS	28	10	49	49	24	24	24	24	24	69	69	69	69
22	MCCULLOUGH	29	22	22	69	69	69	69	69	69	24	24	24	24
24	HAZELTON	30	49	69	24	22	22	22	22	22	22	22	22	22
49	SHORE	31	69	24	22									
69	DUNCAN	32	24											

Weather / Track : Cloudy / Drying

Results can be found at [www.tsl-timing.com](http://www.tsl-timing.com)

Snetterton 300  
 Circuit Length = 2.9689 miles  
 Start: 11:29 Flag 11:56 End: 11:59

Printed - 12:04 Saturday, 27 July 2019

# Petro-Canada Lubricants Porsche Club Championship

## RACE 1 - STATISTICS

**Competitors Started** 32  
**Planned Start** 2019-07-27 @ 11:20:00.000  
**Actual Start** 2019-07-27 @ 11:29:19.448  
**Finish Time** 2019-07-27 @ 11:56:13.791  
**Track Length** 2.9689mi.  
**Total Laps** 313  
**Total Distance Covered** 929.2693mi.

### Session Fastest Lap History

NO	CL	NAME	LAP TIME	TIME OF DAY	LAP	VEHICLE
23	1	Simon CLARK	2:34.026	11:31:53.493	1	Porsche Cayman S
23	1	Simon CLARK	2:24.516	11:34:18.009	2	Porsche Cayman S

### Session Leader History

NO	CL	NAME	FROM LAP	LAPS LED	DISTANCE	VEHICLE
23	1	Simon CLARK	1	11	32.65 miles	Porsche Cayman S

### Flag History

TYPE	TIME OF DAY
GREEN	11:29:19.448
FINISH	11:56:13.791

### Flag Statistics

TYPE	COUNT	TOTAL LAPS	TOTAL TIME
Green	1	11	30:37.071
Red	0	0	0.000
Safety Car	0	0	0.000
FCY	0	0	0.000

Weather / Track : Cloudy / Drying

These results are provisional until the conclusion of any judicial and technical matters.

Snetterton 300

Circuit Length = 2.9689 miles

Start: 11:29 Flag 11:56 End: 11:59

Clerk Of Course :

Timekeeper :



# Petro-Canada Lubricants Porsche Club Championship

## RACE 1 - STATISTICS

CLASS : 1

11 Starters

### Fastest Lap History

NO	NAME	LAP TIME	TIME OF DAY	LAP	VEHICLE
23	Simon CLARK	2:34.026	11:31:53.493	1	Porsche Cayman S
23	Simon CLARK	2:24.516	11:34:18.009	2	Porsche Cayman S

### Leader History

NO	NAME	FROM LAP	LAPS LED	DISTANCE	VEHICLE
23	Simon CLARK	1	11	32.65 miles	Porsche Cayman S

Weather / Track : Cloudy / Drying

These results are provisional until the conclusion of any judicial and technical matters.

Snetterton 300

Circuit Length = 2.9689 miles

Start: 11:29 Flag 11:56 End: 11:59

Clerk Of Course :

Timekeeper :

# Petro-Canada Lubricants Porsche Club Championship

## RACE 1 - STATISTICS

CLASS : 2

7 Starters

### Fastest Lap History

NO	NAME	LAP TIME	TIME OF DAY	LAP	VEHICLE
47	James COLEMAN	2:45.061	11:32:04.532	1	Porsche Boxster S
47	James COLEMAN	2:35.004	11:34:39.536	2	Porsche Boxster S
47	James COLEMAN	2:32.474	11:37:12.010	3	Porsche Boxster S
3	Ross MORRIS	2:31.917	11:53:00.716	9	Porsche Boxster 987
3	Ross MORRIS	2:31.276	11:58:06.833	11	Porsche Boxster 987

### Leader History

NO	NAME	FROM LAP	LAPS LED	DISTANCE	VEHICLE
47	James COLEMAN	1	11	32.65 miles	Porsche Boxster S

Weather / Track : Cloudy / Drying

These results are provisional until the conclusion of any judicial and technical matters.

Snetterton 300

Circuit Length = 2.9689 miles

Start: 11:29 Flag 11:56 End: 11:59

Clerk Of Course :

Timekeeper :

# Petro-Canada Lubricants Porsche Club Championship

## RACE 1 - STATISTICS

**CLASS : 3**

14 Starters

### Fastest Lap History

NO	NAME	LAP TIME	TIME OF DAY	LAP	VEHICLE
86	Ben MCLOUGHLIN	2:55.514	11:32:14.985	1	Porsche Boxster S
86	Ben MCLOUGHLIN	2:44.685	11:34:59.670	2	Porsche Boxster S
86	Ben MCLOUGHLIN	2:43.938	11:40:31.712	4	Porsche Boxster S
86	Ben MCLOUGHLIN	2:43.466	11:46:00.628	6	Porsche Boxster S

### Leader History

NO	NAME	FROM LAP	LAPS LED	DISTANCE	VEHICLE
86	Ben MCLOUGHLIN	1	10	29.68 miles	Porsche Boxster S

Weather / Track : Cloudy / Drying

These results are provisional until the conclusion of any judicial and technical matters.

Snetterton 300

Circuit Length = 2.9689 miles

Start: 11:29 Flag 11:56 End: 11:59

Clerk Of Course :

Timekeeper :

# Petro-Canada Lubricants Porsche Club Championship

## RACE 4 - CLASSIFICATION

POS	NO	CL	PIC NAME	ENTRY	LAPS	TIME	GAP	DIFF	MPH	BEST	ON
1	9	1	1 Chris DYER	Porsche Cayman S	12	25:42.367			83.15	2:06.590	5
2	7	1	2 Michael PRICE	Porsche 997 C2S	12	25:46.625	4.258	4.258	82.92	2:07.286	4
3	2	1	3 Peter MORRIS	Porsche 997 C2S	12	25:47.197	4.830	0.572	82.89	2:07.177	4
4	14	1	4 Mark MCALEER	Porsche 997 C2S	12	25:47.855	5.488	0.658	82.86	2:07.192	4
5	4	1	5 Andrew TOON	Porsche 996 C2S	12	25:56.958	14.591	9.103	82.37	2:06.908	4
6	50	1	6 James CALEY	Porsche 997 C2S	12	25:58.942	16.575	1.984	82.27	2:07.254	11
7	48	2	1 Toby BARLOW	Porsche Boxster S	12	26:32.253	49.886	33.311	80.55	2:09.434	6
8	47	2	2 James COLEMAN	Porsche Boxster S	12	26:39.196	56.829	6.943	80.20	2:11.009	7
9	59	1	7 Del BRETT	Porsche 997 C2S	12	26:46.158	1:03.791	6.962	79.85	2:11.162	9
10	41	2	3 Kevin MOLYNEAUX	Porsche Boxster S	12	26:51.922	1:09.555	5.764	79.56	2:11.410	6
11	3	2	4 Ross MORRIS	Porsche Boxster 987	12	26:57.705	1:15.338	5.783	79.28	2:11.192	9
12	70	2	5 Angus ARCHER	Porsche Boxster S	12	27:19.951	1:37.584	22.246	78.20	2:14.336	6
13	68	2	6 Steve FREEMAN	Porsche Boxster S	12	27:22.953	1:40.586	3.002	78.06	2:14.577	8
14	32	3	1 William HESLOP	Porsche Boxster S	12	27:42.799	2:00.432	19.846	77.13	2:15.859	9
15	86	3	2 Ben MCLOUGHLIN	Porsche Boxster S	12	27:43.118	2:00.751	0.319	77.11	2:15.995	5
16	39	3	3 Ollie COLES	Porsche Boxster S	11	25:59.933	1 Lap	1 Lap	75.36	2:17.904	7
17	80	3	4 Paul BLAKESLEY	Porsche Boxster S	11	26:01.376	1 Lap	1.443	75.29	2:19.261	9
18	28	2	7 Andy BAKER	Porsche Boxster S	11	26:03.904	1 Lap	2.528	75.17	2:17.151	9
19	10	3	5 Julian MORRIS	Porsche Boxster S	11	26:04.887	1 Lap	0.983	75.12	2:16.986	11
20	6	3	6 Mike THOMPSON	Porsche Boxster S	11	26:22.068	1 Lap	17.181	74.31	2:20.284	6
21	21	3	7 Sam BECKETT	Porsche Boxster S	11	26:34.634	1 Lap	12.566	73.72	2:19.529	10
22	46	3	8 Wayne MINOGUE	Porsche Boxster S	11	26:36.335	1 Lap	1.701	73.64	2:20.781	10
23	24	3	9 Carl HAZELTON	Porsche Boxster S	11	26:36.488	1 Lap	0.153	73.64	2:20.120	10
24	22	3	10 Mark MCCULLOUGH	Porsche Boxster S	11	26:51.936	1 Lap	15.448	72.93	2:22.605	8
25	55	3	11 Scot ADAMS	Porsche Boxster S	11	27:07.691	1 Lap	15.755	72.23	2:24.618	6
26	600	3	12 Simon RUFFELL-WARD	Porsche Boxster S	11	27:10.722	1 Lap	3.031	72.09	2:24.858	6
27	49	3	13 Steven SHORE	Porsche Boxster S	11	27:17.432	1 Lap	6.710	71.80	2:24.685	8
28	69	3	14 Mark DUNCAN	Porsche Boxster S	11	27:25.170	1 Lap	7.738	71.46	2:25.721	8

### NOT CLASSIFIED

DNF	44	1	Jake MCALEER	Porsche 996 C2	9	19:40.411	3 Laps	2 Laps	81.49	2:06.860	6
DNF	23	1	Simon CLARK	Porsche Cayman S	5	10:50.893	7 Laps	4 Laps	82.10	2:07.323	4

### FASTEST LAP

9	1	Chris DYER	Porsche Cayman S	5	2:06.590	84.43 mph	135.87 kph
48	2	Toby BARLOW	Porsche Boxster S	6	2:09.434	82.57 mph	132.89 kph
32	3	William HESLOP	Porsche Boxster S	9	2:15.859	78.67 mph	126.60 kph

Weather / Track : Cloudy / Dry

These results are provisional until the conclusion of any judicial and technical matters.

Snetterton 300

Circuit Length = 2.9689 miles

Start: 14:27 Flag 14:53 End: 14:55

Clerk Of Course :	Timekeeper :
-------------------	--------------

# Petro-Canada Lubricants Porsche Club Championship

## RACE 4 - BEST SECTORS

SECTOR 1			SECTOR 2			SECTOR 3			IDEAL / BEST COMPARISON						
POS	NO	NAME	TIME	NO	NAME	TIME	NO	NAME	TIME	POS	NO	NAME	IDEAL	BEST	DIFF
													<b>PERFECT LAP</b>	<b>2:06.007</b>	
1	9	DYER	39.338	44	MCALÉER	44.553	7	PRICE	42.116	1	7	PRICE	2:06.238	2:07.286	1.048
2	14	MCALÉER	39.386	7	PRICE	44.601	44	MCALÉER	42.135	2	9	DYER	2:06.249	2:06.590	0.341
3	4	TOON	39.410	4	TOON	44.651	9	DYER	42.159	3	4	TOON	2:06.600	2:06.908	0.308
4	2	MORRIS	39.518	9	DYER	44.752	14	MCALÉER	42.269	4	14	MCALÉER	2:06.670	2:07.192	0.522
5	7	PRICE	39.521	50	CALEY	44.761	2	MORRIS	42.273	5	44	MCALÉER	2:06.679	2:06.860	0.181
6	23	CLARK	39.551	2	MORRIS	44.925	50	CALEY	42.296	6	2	MORRIS	2:06.716	2:07.177	0.461
7	50	CALEY	39.920	23	CLARK	44.943	23	CLARK	42.504	7	50	CALEY	2:06.977	2:07.254	0.277
8	44	MCALÉER	39.991	14	MCALÉER	45.015	4	TOON	42.539	8	23	CLARK	2:06.998	2:07.323	0.325
9	48	BARLOW	40.631	59	BRETT	45.448	48	BARLOW	42.857	9	48	BARLOW	2:09.267	2:09.434	0.167
10	3	MORRIS	40.969	48	BARLOW	45.779	47	COLEMAN	43.354	10	47	COLEMAN	2:10.703	2:11.009	0.306
11	47	COLEMAN	41.229	47	COLEMAN	46.120	41	MOLYNEAUX	43.436	11	3	MORRIS	2:10.874	2:11.192	0.318
12	41	MOLYNEAUX	41.343	41	MOLYNEAUX	46.313	3	MORRIS	43.556	12	59	BRETT	2:10.926	2:11.162	0.236
13	59	BRETT	41.345	3	MORRIS	46.349	59	BRETT	44.133	13	41	MOLYNEAUX	2:11.092	2:11.410	0.318
14	68	FREEMAN	42.286	68	FREEMAN	47.170	70	ARCHER	44.353	14	70	ARCHER	2:13.843	2:14.336	0.493
15	70	ARCHER	42.316	70	ARCHER	47.174	68	FREEMAN	44.773	15	68	FREEMAN	2:14.229	2:14.577	0.348
16	28	BAKER	42.343	32	HESLOP	47.563	32	HESLOP	44.963	16	32	HESLOP	2:15.219	2:15.859	0.640
17	32	HESLOP	42.693	28	BAKER	47.781	10	MORRIS	45.148	17	86	MCLOUGHLIN	2:15.691	2:15.995	0.304
18	86	MCLOUGHLIN	42.697	86	MCLOUGHLIN	47.814	86	MCLOUGHLIN	45.180	18	10	MORRIS	2:16.166	2:16.986	0.820
19	10	MORRIS	42.869	10	MORRIS	48.149	39	COLES	46.035	19	28	BAKER	2:16.345	2:17.151	0.806
20	80	BLAKESLEY	43.052	39	COLES	48.532	28	BAKER	46.221	20	39	COLES	2:17.654	2:17.904	0.250
21	39	COLES	43.087	21	BECKETT	48.608	80	BLAKESLEY	46.535	21	80	BLAKESLEY	2:18.655	2:19.261	0.606
22	6	THOMPSON	43.847	24	HAZELTON	48.758	6	THOMPSON	46.537	22	21	BECKETT	2:19.330	2:19.529	0.199
23	21	BECKETT	43.904	46	MINOGUE	48.992	21	BECKETT	46.818	23	6	THOMPSON	2:19.452	2:20.284	0.832
24	46	MINOGUE	44.295	80	BLAKESLEY	49.068	24	HAZELTON	46.823	24	24	HAZELTON	2:19.880	2:20.120	0.240
25	24	HAZELTON	44.299	6	THOMPSON	49.068	22	MCCULLOUGH	47.140	25	46	MINOGUE	2:20.534	2:20.781	0.247
26	22	MCCULLOUGH	44.912	22	MCCULLOUGH	50.102	46	MINOGUE	47.247	26	22	MCCULLOUGH	2:22.154	2:22.605	0.451
27	600	RUFFELL-WARD	45.089	49	SHORE	50.153	69	DUNCAN	48.331	27	49	SHORE	2:24.203	2:24.685	0.482
28	69	DUNCAN	45.266	55	ADAMS	50.403	55	ADAMS	48.426	28	600	RUFFELL-WARD	2:24.305	2:24.858	0.553
29	49	SHORE	45.278	600	RUFFELL-WARD	50.671	600	RUFFELL-WARD	48.545	29	55	ADAMS	2:24.339	2:24.618	0.279
30	55	ADAMS	45.510	69	DUNCAN	51.145	49	SHORE	48.772	30	69	DUNCAN	2:24.742	2:25.721	0.979

Weather / Track : Cloudy / Dry

Results can be found at [www.tsl-timing.com](http://www.tsl-timing.com)

Snetterton 300

Circuit Length = 2.9689 miles

Start: 14:27 Flag 14:53 End: 14:55

Printed - 14:58 Saturday, 27 July 2019

# Petro-Canada Lubricants Porsche Club Championship

## RACE 4 - BEST SPEEDS

POS	INTERMEDIATE 1			INTERMEDIATE 2			FINISH LINE		
	NO	NAME	MPH	NO	NAME	MPH	NO	NAME	MPH
1	7	PRICE	117.3	7	PRICE	138.6	7	PRICE	122.6
2	14	MCALFEER	116.5	14	MCALFEER	138.6	2	MORRIS	121.3
3	23	CLARK	115.9	23	CLARK	136.9	14	MCALFEER	121.3
4	2	MORRIS	115.5	2	MORRIS	135.8	50	CALEY	120.2
5	4	TOON	115.1	50	CALEY	135.8	23	CLARK	118.7
6	50	CALEY	115.1	59	BRETT	135.2	9	DYER	118.3
7	9	DYER	114.7	9	DYER	134.7	59	BRETT	117.9
8	44	MCALFEER	114.7	4	TOON	133.4	4	TOON	117.7
9	59	BRETT	113.5	44	MCALFEER	133.1	44	MCALFEER	117.1
10	68	FREEMAN	109.6	48	BARLOW	129.0	48	BARLOW	112.7
11	3	MORRIS	109.4	68	FREEMAN	128.5	68	FREEMAN	112.5
12	48	BARLOW	108.9	3	MORRIS	127.8	3	MORRIS	112.2
13	41	MOLYNEAUX	108.4	41	MOLYNEAUX	127.3	24	HAZELTON	111.2
14	32	HESLOP	107.7	24	HAZELTON	126.3	41	MOLYNEAUX	110.7
15	70	ARCHER	106.6	70	ARCHER	125.4	70	ARCHER	109.6
16	10	MORRIS	106.1	28	BAKER	125.4	32	HESLOP	109.2
17	28	BAKER	105.8	32	HESLOP	124.9	10	MORRIS	109.2
18	24	HAZELTON	105.8	39	COLES	124.2	39	COLES	108.4
19	47	COLEMAN	105.6	80	BLAKESLEY	124.0	80	BLAKESLEY	108.2
20	80	BLAKESLEY	105.3	21	BECKETT	124.0	47	COLEMAN	107.8
21	21	BECKETT	105.1	47	COLEMAN	123.5	28	BAKER	107.7
22	86	MCLOUGHLIN	104.0	10	MORRIS	123.1	21	BECKETT	107.7
23	39	COLES	103.8	6	THOMPSON	122.6	55	ADAMS	107.3
24	6	THOMPSON	103.4	86	MCLOUGHLIN	122.4	6	THOMPSON	107.2
25	46	MINOGUE	103.2	46	MINOGUE	122.0	49	SHORE	107.2
26	22	MCCULLOUGH	102.9	22	MCCULLOUGH	120.9	22	MCCULLOUGH	107.0
27	600	RUFFELL-WARD	101.9	600	RUFFELL-WARD	120.6	86	MCLOUGHLIN	105.8
28	55	ADAMS	101.0	55	ADAMS	119.1	600	RUFFELL-WARD	105.5
29	69	DUNCAN	100.1	49	SHORE	118.1	46	MINOGUE	105.3
30	49	SHORE	100.0	69	DUNCAN	116.9	69	DUNCAN	103.2

Weather / Track : Cloudy / Dry

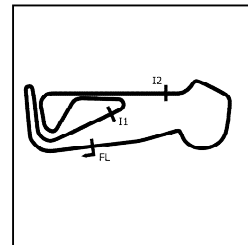
Results can be found at [www.tsl-timing.com](http://www.tsl-timing.com)

Snetterton 300  
Circuit Length = 2.9689 miles  
Start: 14:27 Flag 14:53 End: 14:55

Printed - 14:58 Saturday, 27 July 2019

# Petro-Canada Lubricants Porsche Club Championship

## RACE 4 - SECTOR ANALYSIS



SECTOR 1 = FL to I1, SECTOR 2 = I1 to I2, SECTOR 3 = I2 to FL, DIFF = Difference To Personal Best Lap, P = Crossed Finish Line in Pit Lane, D = Time Disallowed

P1		9 1		Chris DYER		Porsche Cayman S				
IDEAL LAP TIME : 2:06.249		BEST LAP TIME : 2:06.590		DIFFERENCE : 0.341						
LAP	SECTOR 1		SECTOR 2		SECTOR 3		LAP TIME	MPH	DIFF	TIME OF DAY
1 -		109.2	46.040	130.8	43.471	116.7	2:17.193	77.90	10.603	14:29:45.828
2 -	40.493	109.4	45.161	130.5	43.014	117.5	2:08.668	83.06	2.078	14:31:54.496
3 -	39.920	114.1	45.064	130.0	42.533	117.5	2:07.517	83.81	0.927	14:34:02.013
4 -	39.523	111.6	<b>44.752</b>	132.6	42.529	117.7	2:06.804 (2)	84.28	0.214	14:36:08.817
5 -	39.609	111.1	44.768	133.4	42.213	<b>118.3</b>	<b>2:06.590 (1)</b>	<b>84.43</b>		<b>14:38:15.407</b>
6 -	39.455	111.2	44.876	131.5	42.921	118.1	2:07.252	83.99	0.662	14:40:22.659
7 -	39.671	114.3	44.838	132.1	42.483	118.1	2:06.992 (3)	84.16	0.402	14:42:29.651
8 -	40.298	110.7	44.793	132.1	44.650	118.1	2:09.741	82.38	3.151	14:44:39.392
9 -	<b>39.338</b>	<b>114.7</b>	45.631	131.3	<b>42.159</b>	<b>118.3</b>	2:07.128	84.07	0.538	14:46:46.520
10 -	39.605	114.3	44.985	<b>134.7</b>	44.300	117.7	2:08.890	82.92	2.300	14:48:55.410
11 -	39.876	110.1	45.156	132.1	42.371	118.1	2:07.403	83.89	0.813	14:51:02.813
12 -	40.008	110.7	45.436	131.8	42.745	115.7	2:08.189	83.37	1.599	14:53:11.002

P2		7 1		Michael PRICE		Porsche 997 C2S				
IDEAL LAP TIME : 2:06.238		BEST LAP TIME : 2:07.286		DIFFERENCE : 1.048						
LAP	SECTOR 1		SECTOR 2		SECTOR 3		LAP TIME	MPH	DIFF	TIME OF DAY
1 -		111.8	46.362	137.7	43.254	119.1	2:18.008	77.44	10.722	14:29:46.643
2 -	40.749	113.5	45.242	<b>138.6</b>	42.845	122.0	2:08.836	82.95	1.550	14:31:55.479
3 -	40.461	114.3	44.851	138.3	42.622	122.0	2:07.934	83.54	0.648	14:34:03.413
4 -	39.533	<b>117.3</b>	44.696	135.5	43.057	122.2	<b>2:07.286 (1)</b>	<b>83.96</b>		<b>14:36:10.699</b>
5 -	39.805	114.5	45.447	138.0	<b>42.116</b>	121.5	2:07.368 (2)	83.91	0.082	14:38:18.067
6 -	40.107	115.1	45.082	137.5	42.605	<b>122.6</b>	2:07.794	83.63	0.508	14:40:25.861
7 -	<b>39.521</b>	115.5	45.125	<b>138.6</b>	45.143	119.4	2:09.789	82.34	2.503	14:42:35.650
8 -	39.831	115.5	45.422	137.5	42.156	120.6	2:07.409 (3)	83.88	0.123	14:44:43.059
9 -	40.860	114.7	<b>44.601</b>	137.5	43.021	118.3	2:08.482	83.18	1.196	14:46:51.541
10 -	39.817	115.9	45.363	136.6	42.346	120.4	2:07.526	83.81	0.240	14:48:59.067
11 -	40.019	115.7	45.330	136.6	43.111	120.4	2:08.460	83.20	1.174	14:51:07.527
12 -	39.586	115.7	44.839	135.8	43.308	118.9	2:07.733	83.67	0.447	14:53:15.260

P3		2 1		Peter MORRIS		Porsche 997 C2S				
IDEAL LAP TIME : 2:06.716		BEST LAP TIME : 2:07.177		DIFFERENCE : 0.461						
LAP	SECTOR 1		SECTOR 2		SECTOR 3		LAP TIME	MPH	DIFF	TIME OF DAY
1 -		109.2	46.060	133.9	43.458	119.4	2:17.424	77.77	10.247	14:29:46.059
2 -	40.751	114.7	44.990	135.5	42.940	<b>121.3</b>	2:08.681	83.05	1.504	14:31:54.740
3 -	40.316	114.7	45.402	133.9	<b>42.273</b>	118.5	2:07.991	83.50	0.814	14:34:02.731
4 -	39.670	<b>115.5</b>	<b>44.925</b>	131.5	42.582	118.5	<b>2:07.177 (1)</b>	<b>84.04</b>		<b>14:36:09.908</b>
5 -	40.099	112.2	45.561	133.6	42.290	119.1	2:07.950	83.53	0.773	14:38:17.858
6 -	40.051	113.9	45.060	135.2	42.545	118.1	2:07.656 (3)	83.72	0.479	14:40:25.514
7 -	<b>39.518</b>	112.5	45.377	132.8	45.789	119.4	2:10.684	81.78	3.507	14:42:36.198
8 -	39.776	113.9	45.317	135.5	42.283	120.4	2:07.376 (2)	83.90	0.199	14:44:43.574
9 -	40.580	112.2	45.338	<b>135.8</b>	42.412	120.6	2:08.330	83.28	1.153	14:46:51.904
10 -	40.127	113.7	45.346	135.0	42.333	119.6	2:07.806	83.62	0.629	14:48:59.710
11 -	39.906	115.1	45.724	135.5	42.671	118.5	2:08.301	83.30	1.124	14:51:08.011
12 -	40.004	114.5	45.509	133.1	42.308	120.4	2:07.821	83.61	0.644	14:53:15.832

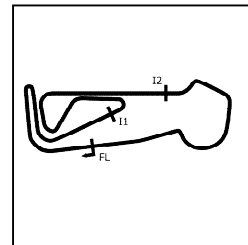
P4		14 1		Mark MCALEER		Porsche 997 C2S				
IDEAL LAP TIME : 2:06.670		BEST LAP TIME : 2:07.192		DIFFERENCE : 0.522						
LAP	SECTOR 1		SECTOR 2		SECTOR 3		LAP TIME	MPH	DIFF	TIME OF DAY
1 -		107.5	46.426	137.5	43.333	118.9	2:18.996	76.89	11.804	14:29:47.631
2 -	40.024	115.9	45.636	138.0	42.752	120.9	2:08.412	83.23	1.220	14:31:56.043
3 -	40.292	115.1	45.075	137.5	42.410	<b>121.3</b>	2:07.777	83.64	0.585	14:34:03.820
4 -	39.557	116.3	45.083	136.6	42.552	<b>121.3</b>	<b>2:07.192 (1)</b>	<b>84.03</b>		<b>14:36:11.012</b>
5 -	39.771	114.1	45.383	<b>138.6</b>	<b>42.269</b>	<b>121.3</b>	2:07.423 (3)	83.87	0.231	14:38:18.435
6 -	40.260	<b>116.5</b>	<b>45.015</b>	137.5	42.649	120.9	2:07.924	83.55	0.732	14:40:26.359
7 -	<b>39.386</b>	116.1	45.313	137.7	45.467	119.6	2:10.166	82.11	2.974	14:42:36.525
8 -	39.727	<b>116.5</b>	45.643	137.5	42.372	120.0	2:07.742	83.66	0.550	14:44:44.267
9 -	40.742	113.7	45.391	135.8	42.730	119.4	2:08.863	82.94	1.671	14:46:53.130

Weather / Track : Cloudy / Dry

Snetterton 300  
Circuit Length = 2.9689 miles  
Start: 14:27 Flag 14:53 End: 14:55

# Petro-Canada Lubricants Porsche Club Championship

## RACE 4 - SECTOR ANALYSIS



SECTOR 1 = FL to I1, SECTOR 2 = I1 to I2, SECTOR 3 = I2 to FL, DIFF = Difference To Personal Best Lap, P = Crossed Finish Line in Pit Lane, D = Time Disallowed

10 -	39.419	115.1	45.404	136.1	42.389	119.6	2:07.212	(2)	84.01	0.020	14:49:00.342
11 -	39.733	114.5	45.637	136.6	42.987	119.6	2:08.357		83.26	1.165	14:51:08.699
12 -	39.745	114.3	45.219	134.7	42.827	117.3	2:07.791		83.63	0.599	14:53:16.490

P5		4 1		Andrew TOON		Porsche 996 C2S					
IDEAL LAP TIME : 2:06.600		BEST LAP TIME : 2:06.908		DIFFERENCE : 0.308							
LAP	SECTOR 1		SECTOR 2		SECTOR 3		LAP TIME	MPH	DIFF	TIME OF DAY	
1 -		103.7	47.186	132.8	43.460	116.3	2:20.124	76.27	13.216	14:29:48.759	
2 -	40.210	113.5	45.315	<b>133.4</b>	42.805	117.1	2:08.330	83.28	1.422	14:31:57.089	
3 -	39.824	114.7	45.381	132.3	42.592	117.1	2:07.797	(3)	83.63	0.889	14:34:04.886
4 -	<b>39.461</b>	114.3	<b>44.651</b>	<b>133.4</b>	42.796	117.3	<b>2:06.908</b>	(1)	<b>84.21</b>		<b>14:36:11.794</b>
5 -	<b>39.410</b>	114.5	45.620	<b>133.4</b>	<b>42.539</b>	<b>117.7</b>	2:07.569	(2)	83.78	0.661	14:38:19.363
6 -	39.822	<b>115.1</b>	49.003	128.5	42.945	114.3	2:11.770		81.11	4.862	14:40:31.133
7 -	40.424	111.8	45.119	130.3	42.856	114.5	2:08.399		83.24	1.491	14:42:39.532
8 -	41.000	111.6	45.097	130.0	42.944	114.9	2:09.041		82.82	2.133	14:44:48.573
9 -	39.984	112.5	45.774	128.8	43.166	114.5	2:08.924		82.90	2.016	14:46:57.497
10 -	40.034	112.4	45.237	130.0	43.134	114.3	2:08.405		83.23	1.497	14:49:05.902
11 -	40.701	112.4	45.501	129.8	43.901	114.7	2:10.103		82.15	3.195	14:51:16.005
12 -	40.241	112.2	45.380	130.5	43.967	108.2	2:09.588		82.47	2.680	14:53:25.593

P6		50 1		James CALEY		Porsche 997 C2S					
IDEAL LAP TIME : 2:06.977		BEST LAP TIME : 2:07.254		DIFFERENCE : 0.277							
LAP	SECTOR 1		SECTOR 2		SECTOR 3		LAP TIME	MPH	DIFF	TIME OF DAY	
1 -			48.042	120.6	46.159	119.8	2:25.766	73.32	18.512	14:29:54.401	
2 -	41.613	112.5	46.748	132.8	43.549	118.5	2:11.910	81.02	4.656	14:32:06.311	
3 -	40.673	114.3	45.185	133.4	43.081	118.7	2:08.939	82.89	1.685	14:34:15.250	
4 -	40.298	114.1	44.885	133.9	42.719	119.4	2:07.902	(3)	83.56	0.648	14:36:23.152
5 -	40.175		45.007	133.4	42.820	118.9	2:08.002		83.49	0.748	14:38:31.154
6 -	<b>39.920</b>		45.565	133.9	42.937	120.0	2:08.422		83.22	1.168	14:40:39.576
7 -	39.959		44.810	135.5	42.756	118.9	2:07.525	(2)	83.81	0.271	14:42:47.101
8 -	40.022	114.9	45.626	<b>135.8</b>	42.660	119.8	2:08.308		83.30	1.054	14:44:55.409
9 -	40.736	114.9	44.995	134.2	42.730	118.1	2:08.461		83.20	1.207	14:47:03.870
10 -	40.443	114.9	44.996	134.4	42.697	119.4	2:08.136		83.41	0.882	14:49:12.006
11 -	40.197	<b>115.1</b>	<b>44.761</b>	134.7	<b>42.296</b>	<b>120.2</b>	<b>2:07.254</b>	(1)	<b>83.99</b>		<b>14:51:19.260</b>
12 -	40.133	<b>115.1</b>	44.768	135.2	43.416	119.1	2:08.317		83.29	1.063	14:53:27.577

P7		48 2		Toby BARLOW		Porsche Boxster S					
IDEAL LAP TIME : 2:09.267		BEST LAP TIME : 2:09.434		DIFFERENCE : 0.167							
LAP	SECTOR 1		SECTOR 2		SECTOR 3		LAP TIME	MPH	DIFF	TIME OF DAY	
1 -			48.657	122.0	46.630	<b>112.7</b>	2:28.980	71.74	19.546	14:29:57.615	
2 -	42.839		46.997	127.8	44.036	<b>112.7</b>	2:13.872	79.83	4.438	14:32:11.487	
3 -	42.208	108.5	46.466	<b>129.0</b>	44.694	112.5	2:13.368	80.13	3.934	14:34:24.855	
4 -	41.228		45.966	127.3	42.961	111.8	2:10.155	82.11	0.721	14:36:35.010	
5 -	40.951		46.257	127.5	<b>42.857</b>	111.4	2:10.065	(3)	82.17	0.631	14:38:45.075
6 -	<b>40.631</b>		45.870	126.6	42.933	111.1	<b>2:09.434</b>	(1)	<b>82.57</b>		<b>14:40:54.509</b>
7 -	41.066		45.940	128.0	43.227	111.2	2:10.233		82.06	0.799	14:43:04.742
8 -	41.014		<b>45.779</b>	127.0	43.271	111.6	2:10.064	(2)	82.17	0.630	14:45:14.806
9 -	40.809	108.5	46.263	127.8	44.429	111.4	2:11.501		81.27	2.067	14:47:26.307
10 -	41.133	<b>108.9</b>	47.015	127.0	43.382	111.1	2:11.530		81.25	2.096	14:49:37.837
11 -	41.183	<b>108.9</b>	46.024	127.0	43.560	111.2	2:10.767		81.73	1.333	14:51:48.604
12 -	41.422	108.7	46.649	126.1	44.213	110.7	2:12.284		80.79	2.850	14:54:00.888

P8		47 2		James COLEMAN		Porsche Boxster S					
IDEAL LAP TIME : 2:10.703		BEST LAP TIME : 2:11.009		DIFFERENCE : 0.306							
LAP	SECTOR 1		SECTOR 2		SECTOR 3		LAP TIME	MPH	DIFF	TIME OF DAY	
1 -		103.4	48.242	122.6	45.706	106.1	2:25.132	73.64	14.123	14:29:53.767	
2 -	42.359	104.3	48.097	<b>123.5</b>	44.487	<b>107.8</b>	2:14.943	79.20	3.934	14:32:08.710	
3 -	41.915	104.8	46.980	120.9	44.173	106.1	2:13.068	80.32	2.059	14:34:21.778	
4 -	41.776	105.1	46.511	122.2	43.972	107.0	2:12.259	80.81	1.250	14:36:34.037	
5 -	41.716	104.5	46.707	121.3	43.768	107.5	2:12.191	80.85	1.182	14:38:46.228	

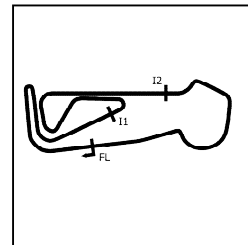
Weather / Track : Cloudy / Dry

Snetterton 300  
Circuit Length = 2.9689 miles  
Start: 14:27 Flag 14:53 End: 14:55



# Petro-Canada Lubricants Porsche Club Championship

## RACE 4 - SECTOR ANALYSIS



SECTOR 1 = FL to I1, SECTOR 2 = I1 to I2, SECTOR 3 = I2 to FL, DIFF = Difference To Personal Best Lap, P = Crossed Finish Line in Pit Lane, D = Time Disallowed

Lap	Sector 1	Sector 2	Sector 3	Lap Time	MPH	DIFF	Time of Day
6 -	41.251	<b>105.6</b>	46.454	121.7	43.364	106.8	2:11.069 (2) 81.54 0.060 14:40:57.297
7 -	41.302	104.5	46.353	121.7	<b>43.354</b>	106.8	<b>2:11.009 (1) 81.58 14:43:08.306</b>
8 -	<b>41.229</b>	105.3	<b>46.120</b>	122.4	43.829	107.2	2:11.178 (3) 81.47 0.169 14:45:19.484
9 -	41.380	104.5	46.241	121.3	44.126	106.3	2:11.747 81.12 0.738 14:47:31.231
10 -	41.478	104.8	46.215	122.6	45.268	106.3	2:12.961 80.38 1.952 14:49:44.192
11 -	41.485	104.6	46.543	121.5	43.770	106.3	2:11.798 81.09 0.789 14:51:55.990
12 -	41.666	104.0	46.375	121.3	43.800	106.1	2:11.841 81.06 0.832 14:54:07.831

<b>P9 59 1 Del BRET</b>	Porsche 997 C2S		
IDEAL LAP TIME : 2:10.926	BEST LAP TIME : 2:11.162	DIFFERENCE : 0.236	

LAP	SECTOR 1	SECTOR 2	SECTOR 3	LAP TIME	MPH	DIFF	TIME OF DAY
1 -	102.2	48.258	127.0	46.130	<b>117.9</b>	2:25.631	73.39 14.469 14:29:54.266
2 -	43.173	108.7	47.382	118.9	45.197	114.5	2:15.752 78.73 4.590 14:32:10.018
3 -	42.216	108.2	46.949	134.2	44.931	117.5	2:14.096 79.70 2.934 14:34:24.114
4 -	42.586	107.0	46.891	133.9	44.365	117.5	2:13.842 79.85 2.680 14:36:37.956
5 -	<b>41.345</b>	111.2	46.150	133.6	<b>44.133</b>	115.5	2:11.628 (2) 81.19 0.466 14:38:49.584
6 -	41.416	113.3	46.522	128.5	44.378	<b>117.9</b>	2:12.316 80.77 1.154 14:41:01.900
7 -	41.735	110.9	46.477	130.8	44.348	115.1	2:12.560 80.62 1.398 14:43:14.460
8 -	41.569	113.3	45.903	133.6	44.288	<b>117.9</b>	2:11.760 (3) 81.11 0.598 14:45:26.220
9 -	41.479	<b>113.5</b>	<b>45.448</b>	135.0	44.235	117.3	<b>2:11.162 (1) 81.48 14:47:37.382</b>
10 -	41.372	109.1	46.767	128.0	44.805	116.7	2:12.944 80.39 1.782 14:49:50.326
11 -	41.666	111.1	46.538	129.5	44.241	114.9	2:12.445 80.69 1.283 14:52:02.771
12 -	41.909	113.3	45.869	<b>135.2</b>	44.244	114.9	2:12.022 80.95 0.860 14:54:14.793

<b>P10 41 2 Kevin MOLYNEAUX</b>	Porsche Boxster S		
IDEAL LAP TIME : 2:11.092	BEST LAP TIME : 2:11.410	DIFFERENCE : 0.318	

LAP	SECTOR 1	SECTOR 2	SECTOR 3	LAP TIME	MPH	DIFF	TIME OF DAY
1 -	105.1	48.037	126.1	45.570	110.0	2:24.455	73.98 13.045 14:29:53.090
2 -	42.652	105.6	47.515	123.8	45.020	110.1	2:15.187 79.06 3.777 14:32:08.277
3 -	43.276	106.3	47.375	120.4	44.692	107.5	2:15.343 78.97 3.933 14:34:23.620
4 -	41.675	107.2	48.641	122.0	45.341	108.5	2:15.657 78.78 4.247 14:36:39.277
5 -	41.953	107.5	46.388	126.8	43.892	109.4	2:12.233 (3) 80.82 0.823 14:38:51.510
6 -	<b>41.343</b>	<b>108.4</b>	<b>46.313</b>	<b>127.3</b>	43.754	110.5	<b>2:11.410 (1) 81.33 14:41:02.920</b>
7 -	42.033	104.8	46.986	124.9	<b>43.436</b>	<b>110.7</b>	2:12.455 80.69 1.045 14:43:15.375
8 -	42.476	104.0	46.948	123.3	43.454	109.1	2:12.878 80.43 1.468 14:45:28.253
9 -	41.434	106.6	46.484	123.8	43.584	106.6	2:11.502 (2) 81.27 0.092 14:47:39.755
10 -	41.648	107.0	47.238	122.9	44.569	108.4	2:13.455 80.08 2.045 14:49:53.210
11 -	41.848	106.0	47.146	124.7	44.818	107.8	2:13.812 79.87 2.402 14:52:07.022
12 -	41.763	106.5	47.133	123.1	44.639	107.8	2:13.535 80.03 2.125 14:54:20.557

<b>P11 3 2 Ross MORRIS</b>	Porsche Boxster 987		
IDEAL LAP TIME : 2:10.874	BEST LAP TIME : 2:11.192	DIFFERENCE : 0.318	

LAP	SECTOR 1	SECTOR 2	SECTOR 3	LAP TIME	MPH	DIFF	TIME OF DAY
1 -	103.8	49.431	115.1	45.860	111.8	2:27.178	72.61 15.986 14:29:55.813
2 -	42.275	99.8	47.911	127.3	45.165	112.0	2:15.351 78.96 4.159 14:32:11.164
3 -	41.999	108.5	46.940	126.8	45.338	<b>112.2</b>	2:14.277 79.59 3.085 14:34:25.441
4 -	41.539	109.2	47.562	126.6	44.602	110.5	2:13.703 79.93 2.511 14:36:39.144
5 -	41.360	<b>109.4</b>	46.515	127.3	43.584	<b>112.2</b>	2:11.459 (2) 81.30 0.267 14:38:50.603
6 -	<b>40.969</b>	108.0	47.053	<b>127.8</b>	44.037	111.4	2:12.059 (3) 80.93 0.867 14:41:02.662
7 -	41.415	107.7	47.040	127.0	44.003	112.0	2:12.458 80.69 1.266 14:43:15.120
8 -	42.149	108.0	46.548	126.6	43.749	112.0	2:12.446 80.69 1.254 14:45:27.566
9 -	41.287	108.9	<b>46.349</b>	126.6	<b>43.556</b>	111.6	<b>2:11.192 (1) 81.46 14:47:38.758</b>
10 -	45.387	107.7	47.339	125.6	44.857	112.0	2:17.583 77.68 6.391 14:49:56.341
11 -	42.096	107.5	46.955	125.9	45.495	111.8	2:14.546 79.43 3.354 14:52:10.887
12 -	41.705	105.1	47.593	124.9	46.155	106.5	2:15.453 78.90 4.261 14:54:26.340

<b>P12 70 2 Angus ARCHER</b>	Porsche Boxster S		
IDEAL LAP TIME : 2:13.843	BEST LAP TIME : 2:14.336	DIFFERENCE : 0.493	

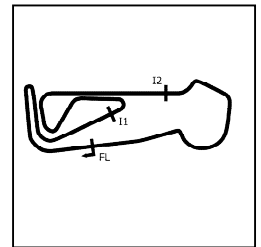
LAP	SECTOR 1	SECTOR 2	SECTOR 3	LAP TIME	MPH	DIFF	TIME OF DAY
1 -	104.6	49.530	122.4	46.187	<b>109.6</b>	2:29.529	71.47 15.193 14:29:58.164

Weather / Track : Cloudy / Dry

Snetterton 300  
 Circuit Length = 2.9689 miles  
 Start: 14:27 Flag 14:53 End: 14:55

# Petro-Canada Lubricants Porsche Club Championship

## RACE 4 - SECTOR ANALYSIS



SECTOR 1 = FL to I1, SECTOR 2 = I1 to I2, SECTOR 3 = I2 to FL, DIFF = Difference To Personal Best Lap, P = Crossed Finish Line in Pit Lane, D = Time Disallowed

2 -	42.986	106.0	48.164	<b>125.4</b>	45.726	108.7	2:16.876	78.08	2.540	14:32:15.040
3 -	43.289	105.0	48.413	124.5	46.033	108.0	2:17.735	77.59	3.399	14:34:32.775
4 -	43.263	104.2	48.453	124.2	44.867	109.4	2:16.583	78.25	2.247	14:36:49.358
5 -	42.813	<b>106.6</b>	47.218	124.2	<b>44.353</b>	107.5	2:14.384 <b>(2)</b>	79.53	0.048	14:39:03.742
<b>6 -</b>	<b>42.316</b>	106.0	47.238	124.2	44.782	107.2	<b>2:14.336 (1)</b>	<b>79.56</b>		<b>14:41:18.078</b>
7 -	42.924	103.8	47.780	123.8	44.676	106.8	2:15.380	78.94	1.044	14:43:33.458
8 -	42.485	104.6	47.669	124.5	46.208	103.4	2:16.362	78.38	2.026	14:45:49.820
9 -	42.467	105.1	47.259	124.2	44.743	107.0	2:14.469 <b>(3)</b>	79.48	0.133	14:48:04.289
10 -	42.620	104.6	<b>47.174</b>	123.8	44.915	106.8	2:14.709	79.34	0.373	14:50:18.998
11 -	42.550	105.1	47.259	124.5	44.998	107.2	2:14.807	79.28	0.471	14:52:33.805
12 -	42.824	105.6	47.317	124.7	44.640	107.0	2:14.781	79.29	0.445	14:54:48.586

<b>P13</b>	<b>68</b>	<b>2</b>	<b>Steve FREEMAN</b>				Porsche Boxster S			
IDEAL LAP TIME : 2:14.229		BEST LAP TIME : 2:14.577		DIFFERENCE : 0.348						
LAP	SECTOR 1		SECTOR 2		SECTOR 3		LAP TIME	MPH	DIFF	TIME OF DAY
1 -		100.1	49.294	126.8	46.622	<b>112.5</b>	2:28.745	71.85	14.168	14:29:57.380
2 -	42.876	102.6	48.459	<b>128.5</b>	46.068	111.1	2:17.403	77.78	2.826	14:32:14.783
3 -	43.250	106.3	48.408	125.2	45.906	110.9	2:17.564	77.69	2.987	14:34:32.347
4 -	43.488	106.3	47.859	127.3	45.412	111.1	2:16.759	78.15	2.182	14:36:49.106
5 -	42.805	107.7	47.907	127.8	44.995	110.7	2:15.707	78.75	1.130	14:39:04.813
6 -	42.700	108.4	47.788	124.0	45.474	110.3	2:15.962	78.61	1.385	14:41:20.775
7 -	42.837	108.4	48.018	124.5	45.220	110.9	2:16.075	78.54	1.498	14:43:36.850
<b>8 -</b>	<b>42.401</b>	108.7	<b>47.170</b>	126.8	45.006	111.4	<b>2:14.577 (1)</b>	<b>79.41</b>		<b>14:45:51.427</b>
9 -	<b>42.286</b>	<b>109.6</b>	47.728	125.4	<b>44.773</b>	110.9	2:14.787 <b>(3)</b>	79.29	0.210	14:48:06.214
10 -	42.559	108.9	47.301	126.1	45.037	111.2	2:14.897	79.23	0.320	14:50:21.111
11 -	42.324	109.4	47.335	127.0	45.077	111.6	2:14.736 <b>(2)</b>	79.32	0.159	14:52:35.847
12 -	42.770	108.7	47.256	127.3	45.715	110.3	2:15.741	78.73	1.164	14:54:51.588

<b>P14</b>	<b>32</b>	<b>3</b>	<b>William HESLOP</b>				Porsche Boxster S			
IDEAL LAP TIME : 2:15.219		BEST LAP TIME : 2:15.859		DIFFERENCE : 0.640						
LAP	SECTOR 1		SECTOR 2		SECTOR 3		LAP TIME	MPH	DIFF	TIME OF DAY
1 -		96.9	50.173	124.5	46.971	107.5	2:32.495	70.08	16.636	14:30:01.130
2 -	44.009	105.8	50.063	119.4	46.465	107.8	2:20.537	76.05	4.678	14:32:21.667
3 -	43.847	106.1	48.738	122.6	45.711	108.4	2:18.296	77.28	2.437	14:34:39.963
4 -	43.199	105.3	48.187	123.8	45.220	<b>109.2</b>	2:16.606	78.24	0.747	14:36:56.569
5 -	42.990	107.2	48.059	124.2	45.670	107.2	2:16.719	78.17	0.860	14:39:13.288
6 -	42.985	107.2	48.076	124.5	45.685	108.4	2:16.746	78.16	0.887	14:41:30.034
7 -	43.308	105.6	48.113	124.0	47.789	101.2	2:19.210	76.77	3.351	14:43:49.244
8 -	43.526	106.0	48.777	122.9	45.754	108.0	2:18.057	77.41	2.198	14:46:07.301
<b>9 -</b>	<b>42.860</b>	105.6	47.873	<b>124.9</b>	45.126	108.7	<b>2:15.859 (1)</b>	<b>78.67</b>		<b>14:48:23.160</b>
10 -	42.923	106.5	48.175	123.8	<b>44.963</b>	108.9	2:16.061 <b>(3)</b>	78.55	0.202	14:50:39.221
11 -	<b>42.693</b>	<b>107.7</b>	47.862	124.5	45.751	108.9	2:16.306	78.41	0.447	14:52:55.527
12 -	43.095	107.2	<b>47.563</b>	124.7	45.249	108.2	2:15.907 <b>(2)</b>	78.64	0.048	14:55:11.434

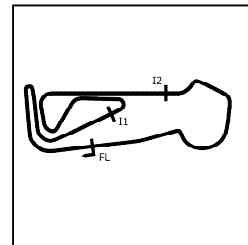
<b>P15</b>	<b>86</b>	<b>3</b>	<b>Ben MCLOUGHLIN</b>				Porsche Boxster S			
IDEAL LAP TIME : 2:15.691		BEST LAP TIME : 2:15.995		DIFFERENCE : 0.304						
LAP	SECTOR 1		SECTOR 2		SECTOR 3		LAP TIME	MPH	DIFF	TIME OF DAY
1 -		103.2	49.531	119.8	46.907	105.3	2:30.968	70.79	14.973	14:29:59.603
2 -	43.630	101.3	49.259	119.4	46.519	104.3	2:19.408	76.66	3.413	14:32:19.011
3 -	44.091	100.7	49.270	117.7	46.075	105.5	2:19.436	76.65	3.441	14:34:38.447
4 -	43.214	101.6	48.696	119.1	45.781	<b>105.8</b>	2:17.691	77.62	1.696	14:36:56.138
<b>5 -</b>	<b>42.697</b>	103.2	48.115	<b>122.4</b>	45.183	104.3	<b>2:15.995 (1)</b>	<b>78.59</b>		<b>14:39:12.133</b>
6 -	43.116	102.7	48.411	122.0	45.363	105.6	2:16.890	78.07	0.895	14:41:29.023
7 -	42.879	101.3	48.513	121.7	<b>45.180</b>	104.3	2:16.572	78.25	0.577	14:43:45.595
8 -	43.216	102.7	49.034	118.3	46.226	104.0	2:18.476	77.18	2.481	14:46:04.071
9 -	43.533	101.6	49.006	119.6	45.526	104.6	2:18.065	77.41	2.070	14:48:22.136
10 -	42.905	103.0	48.472	118.9	45.305	104.8	2:16.682	78.19	0.687	14:50:38.818
11 -	42.774	<b>104.0</b>	48.205	121.3	45.568	105.1	2:16.547 <b>(3)</b>	78.27	0.552	14:52:55.365
12 -	42.766	103.4	<b>47.814</b>	121.7	45.808	104.6	2:16.388 <b>(2)</b>	78.36	0.393	14:55:11.753

Weather / Track : Cloudy / Dry

Snetterton 300  
Circuit Length = 2.9689 miles  
Start: 14:27 Flag 14:53 End: 14:55

# Petro-Canada Lubricants Porsche Club Championship

## RACE 4 - SECTOR ANALYSIS



SECTOR 1 = FL to I1, SECTOR 2 = I1 to I2, SECTOR 3 = I2 to FL, DIFF = Difference To Personal Best Lap, P = Crossed Finish Line in Pit Lane, D = Time Disallowed

P16 39 3		Ollie COLES		Porsche Boxster S						
IDEAL LAP TIME : 2:17.654		BEST LAP TIME : 2:17.904		DIFFERENCE : 0.250						
LAP	SECTOR 1	SECTOR 2	SECTOR 3	LAP TIME	MPH	DIFF	TIME OF DAY			
1 -		52.461	122.2	49.214	107.2	2:39.374	67.06	21.470	14:30:08.009	
2 -	44.952	50.164	121.5	48.587	106.8	2:23.703	74.37	5.799	14:32:31.712	
3 -	45.288	50.253	115.9	48.037	107.5	2:23.578	74.44	5.674	14:34:55.290	
4 -	44.143	49.110	124.0	47.458	106.8	2:20.711	75.95	2.807	14:37:16.001	
5 -	44.096	48.944	123.8	46.650	107.8	2:19.690	76.51	1.786	14:39:35.691	
6 -	43.537	48.866	123.8	<b>46.035</b>	108.2	2:18.438	77.20	0.534	14:41:54.129	
7 -	<b>43.087</b>	<b>48.532</b>	<b>124.2</b>	46.285	<b>108.4</b>	<b>2:17.904 (1)</b>	<b>77.50</b>		<b>14:44:12.033</b>	
8 -	43.126	48.765	123.3	46.323	107.5	2:18.214 (3)	77.32	0.310	14:46:30.247	
9 -	43.180	<b>103.8</b>	48.579	124.0	46.272	107.7	2:18.031 (2)	77.43	0.127	14:48:48.278
10 -	43.592	103.4	48.955	123.5	47.604	107.5	2:20.151	76.26	2.247	14:51:08.429
11 -	43.656	103.2	48.791	123.8	47.692	105.8	2:20.139	76.26	2.235	14:53:28.568

P17 80 3		Paul BLAKESLEY		Porsche Boxster S						
IDEAL LAP TIME : 2:18.655		BEST LAP TIME : 2:19.261		DIFFERENCE : 0.606						
LAP	SECTOR 1	SECTOR 2	SECTOR 3	LAP TIME	MPH	DIFF	TIME OF DAY			
1 -		101.9	50.413	122.9	49.051	107.2	2:34.576	69.14	15.315	14:30:03.211
2 -	44.242	101.8	50.549	119.1	48.570	106.0	2:23.361	74.55	4.100	14:32:26.572
3 -	44.688	102.7	50.268	120.4	47.846	106.3	2:22.802	74.84	3.541	14:34:49.374
4 -	43.942	102.7	49.980	123.8	48.012	105.8	2:21.934	75.30	2.673	14:37:11.308
5 -	44.067	102.2	49.702	123.5	47.536	106.3	2:21.305	75.63	2.044	14:39:32.613
6 -	43.572	102.6	49.614	<b>124.0</b>	<b>46.535</b>	107.0	2:19.721	76.49	0.460	14:41:52.334
7 -	43.221	102.6	49.351	123.8	46.729	106.5	2:19.301	76.72	0.040	14:44:11.635
8 -	43.205	104.3	49.449	122.2	46.632	<b>108.2</b>	2:19.286 (3)	76.73	0.025	14:46:30.921
9 -	43.466	105.0	49.105	123.1	46.690	106.5	<b>2:19.261 (1)</b>	<b>76.74</b>		<b>14:48:50.182</b>
10 -	43.547	104.0	49.252	122.0	47.760	<b>108.2</b>	2:20.559	76.03	1.298	14:51:10.741
11 -	<b>43.052</b>	<b>105.3</b>	<b>49.068</b>	<b>124.0</b>	47.150	<b>108.2</b>	2:19.270 (2)	76.74	0.009	14:53:30.011

P18 28 2		Andy BAKER		Porsche Boxster S						
IDEAL LAP TIME : 2:16.345		BEST LAP TIME : 2:17.151		DIFFERENCE : 0.806						
LAP	SECTOR 1	SECTOR 2	SECTOR 3	LAP TIME	MPH	DIFF	TIME OF DAY			
1 -		98.9	51.392	122.0	49.002	106.3	2:37.755	67.75	20.604	14:30:06.390
2 -	44.808	102.7	50.704	118.7	49.816	104.0	2:25.328	73.54	8.177	14:32:31.718
3 -	45.714	101.8	50.896	116.3	48.260	106.5	2:24.870	73.77	7.719	14:34:56.588
4 -	44.046	103.5	50.511	108.9	47.855	107.0	2:22.412	75.05	5.261	14:37:19.000
5 -	44.405	103.2	49.486	121.3	48.170	107.2	2:22.061	75.23	4.910	14:39:41.061
6 -	44.128	103.2	48.850	123.1	47.471	107.0	2:20.449	76.09	3.298	14:42:01.510
7 -	43.519	104.0	48.522	123.1	47.319	105.0	2:19.360	76.69	2.209	14:44:20.870
8 -	43.252	104.0	48.212	123.8	46.496	106.5	2:17.960 (3)	77.47	0.809	14:46:38.830
9 -	42.548	105.6	<b>47.781</b>	124.9	46.822	<b>107.7</b>	<b>2:17.151 (1)</b>	<b>77.92</b>		<b>14:48:55.981</b>
10 -	<b>42.343</b>	105.6	49.954	124.5	46.745	107.0	2:19.042	76.86	1.891	14:51:15.023
11 -	42.876	<b>105.8</b>	48.419	<b>125.4</b>	<b>46.221</b>	106.3	2:17.516 (2)	77.72	0.365	14:53:32.539

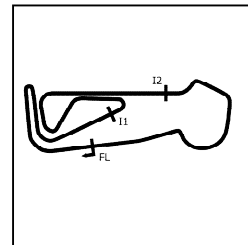
P19 10 3		Julian MORRIS		Porsche Boxster S						
IDEAL LAP TIME : 2:16.166		BEST LAP TIME : 2:16.986		DIFFERENCE : 0.820						
LAP	SECTOR 1	SECTOR 2	SECTOR 3	LAP TIME	MPH	DIFF	TIME OF DAY			
1 -		91.3	54.015	113.9	49.990	<b>109.2</b>	2:42.345	65.83	25.359	14:30:10.980
2 -	45.663	103.0	50.269	122.4	48.542	108.4	2:24.474	73.97	7.488	14:32:35.454
3 -	45.119	104.2	50.436	115.7	48.416	107.3	2:23.971	74.23	6.985	14:34:59.425
4 -	44.941	103.0	49.675	105.1	48.059	108.7	2:22.675	74.91	5.689	14:37:22.100
5 -	44.408	104.2	49.858	119.6	46.602	109.1	2:20.868	75.87	3.882	14:39:42.968
6 -	43.630	<b>106.1</b>	48.443	<b>123.1</b>	46.729	108.7	2:18.802	77.00	1.816	14:42:01.770
7 -	44.577	101.9	49.657	121.7	45.937	107.7	2:20.171	76.25	3.185	14:44:21.941
8 -	<b>42.869</b>	105.8	49.462	122.2	<b>45.148</b>	108.5	2:17.479 (2)	77.74	0.493	14:46:39.420
9 -	42.923	105.3	48.370	121.1	46.497	108.0	2:17.790 (3)	77.56	0.804	14:48:57.210
10 -	44.288	100.3	48.431	122.0	46.607	108.2	2:19.326	76.71	2.340	14:51:16.536
11 -	42.947	106.0	<b>48.149</b>	<b>123.1</b>	45.890	108.7	<b>2:16.986 (1)</b>	<b>78.02</b>		<b>14:53:33.522</b>

Weather / Track : Cloudy / Dry

Snetterton 300  
Circuit Length = 2.9689 miles  
Start: 14:27 Flag 14:53 End: 14:55

# Petro-Canada Lubricants Porsche Club Championship

## RACE 4 - SECTOR ANALYSIS



SECTOR 1 = FL to I1, SECTOR 2 = I1 to I2, SECTOR 3 = I2 to FL, DIFF = Difference To Personal Best Lap, P = Crossed Finish Line in Pit Lane, D = Time Disallowed

P20		6 3		Mike THOMPSON			Porsche Boxster S				
IDEAL LAP TIME : 2:19.452		BEST LAP TIME : 2:20.284			DIFFERENCE : 0.832						
LAP	SECTOR 1		SECTOR 2		SECTOR 3		LAP TIME	MPH	DIFF	TIME OF DAY	
1 -		95.4	54.007	118.7	50.616	106.5	2:43.629	65.31	23.345	14:30:12.264	
2 -	45.784	100.4	50.374	121.5	48.081	105.0	2:24.239	74.09	3.955	14:32:36.503	
3 -	44.889	102.2	50.295	<b>122.6</b>	48.312	106.3	2:23.496	74.48	3.212	14:34:59.999	
4 -	44.697	<b>103.4</b>	49.844	120.4	47.891	<b>107.2</b>	2:22.432	75.03	2.148	14:37:22.431	
5 -	44.540	101.5	50.273	121.5	<b>46.537</b>	106.1	2:21.350	75.61	1.066	14:39:43.781	
6 -	44.090	102.7	49.219	121.5	46.975	104.5	<b>2:20.284 (1)</b>	<b>76.18</b>		<b>14:42:04.065</b>	
7 -	44.293	101.9	<b>49.068</b>	119.6	47.238	104.6	2:20.599 <b>(2)</b>	76.01	0.315	14:44:24.664	
8 -	44.190	102.9	50.262	121.1	46.850	105.3	2:21.302 <b>(3)</b>	75.63	1.018	14:46:45.966	
9 -	<b>43.847</b>	103.0	50.778	122.2	47.146	105.3	2:21.771	75.38	1.487	14:49:07.737	
10 -	44.638	100.6	49.345	121.1	47.661	104.3	2:21.644	75.45	1.360	14:51:29.381	
11 -	44.004	102.1	49.406	118.9	47.912	103.4	2:21.322	75.62	1.038	14:53:50.703	

P21		21 3		Sam BECKETT			Porsche Boxster S				
IDEAL LAP TIME : 2:19.330		BEST LAP TIME : 2:19.529			DIFFERENCE : 0.199						
LAP	SECTOR 1		SECTOR 2		SECTOR 3		LAP TIME	MPH	DIFF	TIME OF DAY	
1 -		88.6	55.419	118.7	50.364	107.3	2:43.336	65.43	23.807	14:30:11.971	
2 -	46.632	102.1	51.784	121.3	49.263	107.0	2:27.679	72.37	8.150	14:32:39.650	
3 -	45.234	102.1	51.611	122.2	48.577	106.8	2:25.422	73.49	5.893	14:35:05.072	
4 -	44.912	100.7	51.018	122.2	49.308	107.2	2:25.238	73.59	5.709	14:37:30.310	
5 -	44.726	103.0	50.492	122.4	47.694	<b>107.7</b>	2:22.912	74.78	3.383	14:39:53.222	
6 -	45.524	103.4	50.083	123.1	48.436	106.8	2:24.043	74.20	4.514	14:42:17.265	
7 -	44.834	104.0	49.725	123.1	48.506	107.5	2:23.065	74.70	3.536	14:44:40.330	
8 -	<b>43.904</b>	104.0	50.621	123.3	47.625	107.0	2:22.150	75.18	2.621	14:47:02.480	
9 -	44.097	104.6	49.255	123.5	47.305	103.2	2:20.657 <b>(3)</b>	75.98	1.128	14:49:23.137	
10 -	44.103	<b>105.1</b>	<b>48.608</b>	<b>124.0</b>	<b>46.818</b>	106.6	<b>2:19.529 (1)</b>	<b>76.60</b>		<b>14:51:42.666</b>	
11 -	43.954	104.8	48.916	122.6	47.733	106.5	2:20.603 <b>(2)</b>	76.01	1.074	14:54:03.269	

P22		46 3		Wayne MINOGUE			Porsche Boxster S				
IDEAL LAP TIME : 2:20.534		BEST LAP TIME : 2:20.781			DIFFERENCE : 0.247						
LAP	SECTOR 1		SECTOR 2		SECTOR 3		LAP TIME	MPH	DIFF	TIME OF DAY	
1 -		95.4	53.772	120.2	50.277	104.3	2:42.047	65.95	21.266	14:30:10.682	
2 -	45.329	101.6	49.956	<b>122.0</b>	48.794	103.7	2:24.079	74.18	3.298	14:32:34.761	
3 -	45.251	102.1	50.100	121.5	48.611	104.8	2:23.962	74.24	3.181	14:34:58.723	
4 -	44.981	102.7	49.668	121.3	48.554	<b>105.3</b>	2:23.203	74.63	2.422	14:37:21.926	
5 -	44.791	100.6	51.574	120.2	48.196	104.6	2:24.561	73.93	3.780	14:39:46.487	
6 -	44.696	102.6	50.329	121.1	48.140	104.2	2:23.165	74.65	2.384	14:42:09.652	
7 -	45.360	102.6	50.076	121.1	48.643	103.2	2:24.079	74.18	3.298	14:44:33.731	
8 -	45.266	101.9	50.843	98.5	49.439	104.2	2:25.548	73.43	4.767	14:46:59.279	
9 -	<b>44.295</b>	102.7	50.050	120.9	48.158	103.0	2:22.503 <b>(3)</b>	75.00	1.722	14:49:21.782	
10 -	44.542	102.4	<b>48.992</b>	121.1	<b>47.247</b>	102.1	<b>2:20.781 (1)</b>	<b>75.91</b>		<b>14:51:42.563</b>	
11 -	44.923	<b>103.2</b>	49.668	121.3	47.816	104.6	2:22.407 <b>(2)</b>	75.05	1.626	14:54:04.970	

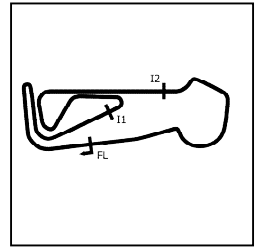
P23		24 3		Carl HAZELTON			Porsche Boxster S				
IDEAL LAP TIME : 2:19.880		BEST LAP TIME : 2:20.120			DIFFERENCE : 0.240						
LAP	SECTOR 1		SECTOR 2		SECTOR 3		LAP TIME	MPH	DIFF	TIME OF DAY	
1 -		95.8	53.184	107.2	52.142	109.1	2:46.625	64.14	26.505	14:30:15.260	
2 -	45.341	99.5	51.878	122.2	49.329	108.7	2:26.548	72.93	6.428	14:32:41.808	
3 -	45.243	102.6	50.545	124.0	48.738	108.2	2:24.526	73.95	4.406	14:35:06.334	
4 -	44.386	103.8	50.888	110.5	49.366	110.0	2:24.640	73.89	4.520	14:37:30.974	
5 -	44.707	104.6	50.138	125.2	48.208	110.0	2:23.053	74.71	2.933	14:39:54.027	
6 -	45.335	104.3	49.669	124.5	49.035	108.7	2:24.039	74.20	3.919	14:42:18.066	
7 -	44.738	103.2	49.299	<b>126.3</b>	49.160	109.8	2:23.197	74.63	3.077	14:44:41.263	
8 -	44.794	103.0	49.685	124.5	46.915	110.3	2:21.394 <b>(3)</b>	75.59	1.274	14:47:02.657	
9 -	<b>44.299</b>	104.5	49.325	123.3	47.157	<b>111.2</b>	2:20.781 <b>(2)</b>	75.91	0.661	14:49:23.438	
10 -	44.539	<b>105.8</b>	<b>48.758</b>	124.9	<b>46.823</b>	110.7	<b>2:20.120 (1)</b>	<b>76.27</b>		<b>14:51:43.558</b>	
11 -	44.597	105.1	49.533	125.4	47.435	109.6	2:21.565	75.49	1.445	14:54:05.123	

Weather / Track : Cloudy / Dry

Snetterton 300  
Circuit Length = 2.9689 miles  
Start: 14:27 Flag 14:53 End: 14:55

# Petro-Canada Lubricants Porsche Club Championship

## RACE 4 - SECTOR ANALYSIS



SECTOR 1 = FL to I1, SECTOR 2 = I1 to I2, SECTOR 3 = I2 to FL, DIFF = Difference To Personal Best Lap, P = Crossed Finish Line in Pit Lane, D = Time Disallowed

P24 22 3		Mark MCCULLOUGH					Porsche Boxster S			
IDEAL LAP TIME : 2:22.154		BEST LAP TIME : 2:22.605			DIFFERENCE : 0.451					
LAP	SECTOR 1		SECTOR 2		SECTOR 3		LAP TIME	MPH	DIFF	TIME OF DAY
1 -		94.6	53.713	110.7	50.767	106.8	2:44.427	65.00	21.822	14:30:13.062
2 -	46.145	95.4	51.459	118.5	49.450	106.3	2:27.054	72.68	4.449	14:32:40.116
3 -	45.462	101.6	51.239	116.7	49.876	98.9	2:26.577	72.91	3.972	14:35:06.693
4 -	45.064	101.0	50.361	106.8	49.506	103.5	2:24.931	73.74	2.326	14:37:31.624
5 -	45.047	100.6	50.362	<b>120.9</b>	47.899	106.8	2:23.308 (2)	74.58	0.703	14:39:54.932
6 -	45.410	102.6	<b>50.102</b>	118.7	47.870	106.1	2:23.382 (3)	74.54	0.777	14:42:18.314
7 -	44.964	<b>102.9</b>	50.543	118.7	48.109	<b>107.0</b>	2:23.616	74.42	1.011	14:44:41.930
8 -	45.083	100.1	50.382	<b>120.9</b>	<b>47.140</b>	105.5	<b>2:22.605 (1)</b>	<b>74.94</b>		<b>14:47:04.535</b>
9 -	<b>44.912</b>	91.6	50.957	119.4	48.252	101.8	2:24.121	74.16	1.516	14:49:28.656
10 -	46.075	99.5	50.216	107.0	48.335	105.6	2:24.626	73.90	2.021	14:51:53.282
11 -	46.637	98.2	50.864	112.4	49.788	102.1	2:27.289	72.56	4.684	14:54:20.571

P25 55 3		Scot ADAMS					Porsche Boxster S			
IDEAL LAP TIME : 2:24.339		BEST LAP TIME : 2:24.618			DIFFERENCE : 0.279					
LAP	SECTOR 1		SECTOR 2		SECTOR 3		LAP TIME	MPH	DIFF	TIME OF DAY
1 -		90.1	53.882	107.0	52.235	107.0	2:47.182	63.93	22.564	14:30:15.817
2 -	46.466	95.0	51.515	113.3	49.809	106.8	2:27.790	72.31	3.172	14:32:43.607
3 -	45.928	96.0	51.541	116.7	49.253	107.0	2:26.722	72.84	2.104	14:35:10.329
4 -	46.291	99.4	51.304	102.4	49.736	107.2	2:27.331	72.54	2.713	14:37:37.660
5 -	45.537	99.8	51.002	115.9	48.525	<b>107.3</b>	2:25.064 (3)	73.67	0.446	14:40:02.724
6 -	<b>45.510</b>	<b>101.0</b>	<b>50.403</b>	<b>119.1</b>	48.705	<b>107.3</b>	<b>2:24.618 (1)</b>	<b>73.90</b>		<b>14:42:27.342</b>
7 -	46.088	100.0	52.750	114.5	48.534	107.0	2:27.372	72.52	2.754	14:44:54.714
8 -	45.851	95.7	50.897	112.2	48.570	106.1	2:25.318	73.54	0.700	14:47:20.032
9 -	45.825	100.1	50.810	117.9	<b>48.426</b>	106.8	2:25.061 (2)	73.67	0.443	14:49:45.093
10 -	45.699	99.1	51.034	111.6	48.880	105.8	2:25.613	73.40	0.995	14:52:10.706
11 -	45.772	96.6	50.684	112.9	49.164	104.6	2:25.620	73.39	1.002	14:54:36.326

P26 600 3		Simon RUFFELL-WARD					Porsche Boxster S			
IDEAL LAP TIME : 2:24.305		BEST LAP TIME : 2:24.858			DIFFERENCE : 0.553					
LAP	SECTOR 1		SECTOR 2		SECTOR 3		LAP TIME	MPH	DIFF	TIME OF DAY
1 -		97.1	53.796	115.7	51.390	105.0	2:45.739	64.48	20.881	14:30:14.374
2 -	45.976	99.7	52.239	119.6	50.326	105.1	2:28.541	71.95	3.683	14:32:42.915
3 -	45.685	100.0	52.193	120.0	49.136	104.5	2:27.014	72.70	2.156	14:35:09.929
4 -	45.837	100.4	51.485	114.1	49.896	<b>105.5</b>	2:27.218	72.60	2.360	14:37:37.147
5 -	45.171	101.0	51.353	119.4	<b>48.545</b>	104.6	2:25.069 (2)	73.67	0.211	14:40:02.216
6 -	45.257	101.0	<b>50.671</b>	118.5	48.930	104.5	<b>2:24.858 (1)</b>	<b>73.78</b>		<b>14:42:27.074</b>
7 -	46.064	100.3	52.753	120.0	48.695	105.1	2:27.512	72.45	2.654	14:44:54.586
8 -	45.407	100.9	52.436	117.1	49.241	104.5	2:27.084	72.66	2.226	14:47:21.670
9 -	<b>45.089</b>	<b>101.9</b>	51.393	<b>120.6</b>	49.034	105.0	2:25.516 (3)	73.44	0.658	14:49:47.186
10 -	46.021	100.6	51.309	119.1	49.138	105.1	2:26.468	72.97	1.610	14:52:13.654
11 -	45.647	99.2	50.907	119.8	49.149	104.2	2:25.703	73.35	0.845	14:54:39.357

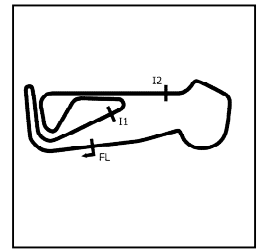
P27 49 3		Steven SHORE					Porsche Boxster S			
IDEAL LAP TIME : 2:24.203		BEST LAP TIME : 2:24.685			DIFFERENCE : 0.482					
LAP	SECTOR 1		SECTOR 2		SECTOR 3		LAP TIME	MPH	DIFF	TIME OF DAY
1 -		92.4	53.705	112.0	53.619	104.8	2:47.020	63.99	22.335	14:30:15.655
2 -	47.909	92.1	52.956	111.2	50.934	107.0	2:31.799	70.40	7.114	14:32:47.454
3 -	47.081	95.7	52.440	101.8	49.716	107.0	2:29.237	71.61	4.552	14:35:16.691
4 -	46.296	96.9	51.564	102.1	50.304	<b>107.2</b>	2:28.164	72.13	3.479	14:37:44.855
5 -	46.563	95.4	50.740	<b>118.1</b>	<b>48.772</b>	<b>107.2</b>	2:26.075	73.16	1.390	14:40:10.930
6 -	45.434	98.3	51.274	116.3	49.809	96.4	2:26.517	72.94	1.832	14:42:37.447
7 -	47.177	<b>100.0</b>	50.670	116.7	49.343	106.6	2:27.190	72.61	2.505	14:45:04.637
8 -	45.523	97.9	50.373	116.1	48.789	106.1	<b>2:24.685 (1)</b>	<b>73.87</b>		<b>14:47:29.322</b>
9 -	<b>45.278</b>	99.7	<b>50.153</b>	113.1	49.942	106.6	2:25.373 (3)	73.52	0.688	14:49:54.695
10 -	45.666	98.9	50.477	115.1	49.060	106.3	2:25.203 (2)	73.60	0.518	14:52:19.898
11 -	45.970	98.3	50.409	113.9	49.790	106.3	2:26.169	73.12	1.484	14:54:46.067

Weather / Track : Cloudy / Dry

Snetterton 300  
Circuit Length = 2.9689 miles  
Start: 14:27 Flag 14:53 End: 14:55

# Petro-Canada Lubricants Porsche Club Championship

## RACE 4 - SECTOR ANALYSIS



SECTOR 1 = FL to I1, SECTOR 2 = I1 to I2, SECTOR 3 = I2 to FL, DIFF = Difference To Personal Best Lap, P = Crossed Finish Line in Pit Lane, D = Time Disallowed

<b>P28 69 3</b>		<b>Mark DUNCAN</b>					Porsche Boxster S				
IDEAL LAP TIME : 2:24.742		BEST LAP TIME : 2:25.721					DIFFERENCE : 0.979				
LAP	SECTOR 1		SECTOR 2		SECTOR 3		LAP TIME	MPH	DIFF	TIME OF DAY	
1 -		89.0	53.620	115.7	52.468	<b>103.2</b>	2:48.372	63.47	22.651	14:30:17.007	
2 -	46.923	95.7	53.490	116.7	50.099	101.0	2:30.512	71.01	4.791	14:32:47.519	
3 -	47.933	99.1	52.452	109.4	49.822	102.4	2:30.207	71.15	4.486	14:35:17.726	
4 -	45.969	96.9	51.563	104.6	51.053	100.1	2:28.585	71.93	2.864	14:37:46.311	
5 -	46.022	97.9	<b>51.145</b>	116.7	48.964	101.6	2:26.131 (2)	73.14	0.410	14:40:12.442	
6 -	45.806	97.6	51.433	116.3	49.876	102.6	2:27.115	72.65	1.394	14:42:39.557	
7 -	45.885	96.6	52.352	116.7	<b>48.331</b>	101.3	2:26.568 (3)	72.92	0.847	14:45:06.125	
<b>8 -</b>	<b>45.266</b>	<b>100.1</b>	51.900	116.7	48.555	102.4	<b>2:25.721 (1)</b>	<b>73.34</b>		<b>14:47:31.846</b>	
9 -	46.020	95.3	52.646	115.3	49.340	100.1	2:28.006	72.21	2.285	14:49:59.852	
10 -	45.649	98.6	51.357	<b>116.9</b>	49.657	97.6	2:26.663	72.87	0.942	14:52:26.515	
11 -	46.544	93.5	51.216	114.9	49.530	100.3	2:27.290	72.56	1.569	14:54:53.805	

<b>P29 44 1</b>		<b>Jake MCALEER</b>					Porsche 996 C2				
IDEAL LAP TIME : 2:06.679		BEST LAP TIME : 2:06.860					DIFFERENCE : 0.181				
LAP	SECTOR 1		SECTOR 2		SECTOR 3		LAP TIME	MPH	DIFF	TIME OF DAY	
1 -		111.1	48.443	106.5	46.860	115.1	2:28.062	72.18	21.202	14:29:56.697	
2 -	41.366	112.4	47.017	120.0	45.544	116.1	2:13.927	79.80	7.067	14:32:10.624	
3 -	41.753	112.7	46.059	130.8	43.239	116.5	2:11.051	81.55	4.191	14:34:21.675	
4 -	40.663	113.1	45.415	131.8	42.674	116.5	2:08.752	83.01	1.892	14:36:30.427	
5 -	40.076	114.1	44.819	132.3	42.848	116.7	2:07.743 (3)	83.66	0.883	14:38:38.170	
<b>6 -</b>	40.034	<b>114.7</b>	44.691	<b>133.1</b>	<b>42.135</b>	<b>117.1</b>	<b>2:06.860 (1)</b>	<b>84.25</b>		<b>14:40:45.030</b>	
7 -	40.038	113.9	<b>44.553</b>	<b>133.1</b>	42.390	<b>117.1</b>	2:06.981 (2)	84.17	0.121	14:42:52.011	
8 -	<b>39.991</b>	113.9	45.281	132.1	43.605	115.5	2:08.877	82.93	2.017	14:45:00.888	
9 -	40.165	113.3	45.265	131.8	42.728	116.3	2:08.158	83.39	1.298	14:47:09.046	

<b>P30 23 1</b>		<b>Simon CLARK</b>					Porsche Cayman S				
IDEAL LAP TIME : 2:06.998		BEST LAP TIME : 2:07.323					DIFFERENCE : 0.325				
LAP	SECTOR 1		SECTOR 2		SECTOR 3		LAP TIME	MPH	DIFF	TIME OF DAY	
1 -		106.8	46.147	136.3	43.575	118.5	2:17.878	77.51	10.555	14:29:46.513	
2 -	40.510	112.9	45.051	<b>136.9</b>	43.030	118.3	2:08.591 (3)	83.11	1.268	14:31:55.104	
3 -	40.461	115.5	44.984	131.3	<b>42.504</b>	117.9	2:07.949 (2)	83.53	0.626	14:34:03.053	
<b>4 -</b>	<b>39.551</b>	<b>115.9</b>	<b>44.943</b>	135.2	42.829	117.1	<b>2:07.323 (1)</b>	<b>83.94</b>		<b>14:36:10.376</b>	
5 -	39.813	114.5	46.765	136.6	42.574	<b>118.7</b>	2:09.152	82.75	1.829	14:38:19.528	

Weather / Track : Cloudy / Dry

Snetterton 300  
Circuit Length = 2.9689 miles  
Start: 14:27 Flag 14:53 End: 14:55

# Petro-Canada Lubricants Porsche Club Championship

## RACE 4 - LAP CHART

LAP 1 @ 14:29:45.828			LAP 2 @ 14:31:54.496			LAP 3 @ 14:34:02.013			LAP 4 @ 14:36:08.817			LAP 5 @ 14:38:15.407		
NO	BEHIND	LAP TIME	NO	BEHIND	LAP TIME	NO	BEHIND	LAP TIME	NO	BEHIND	LAP TIME	NO	BEHIND	LAP TIME
9		2:17.193	9		2:08.668	9		2:07.517	9		2:06.804	9		2:06.590
2	0.231	2:17.424	2	0.244	2:08.681	2	0.718	2:07.991	2	1.091	2:07.177	2	2.451	2:07.950
23	0.685	2:17.878	23	0.608	2:08.591	23	1.040	2:07.949	23	1.559	2:07.323	7	2.660	2:07.368
7	0.815	2:18.008	7	0.983	2:08.836	7	1.400	2:07.934	7	1.882	2:07.286	14	3.028	2:07.423
14	1.803	2:18.996	14	1.547	2:08.412	14	1.807	2:07.777	14	2.195	2:07.192	4	3.956	2:07.569
4	2.931	2:20.124	4	2.593	2:08.330	4	2.873	2:07.797	4	2.977	2:06.908	23	4.121	2:09.152
41	7.262	2:24.455	50	11.815	2:11.910	50	13.237	2:08.939	50	14.335	2:07.902	50	15.747	2:08.002
47	7.939	2:25.132	41	13.781	2:15.187	44	19.662	2:11.051	44	21.610	2:08.752	44	22.763	2:07.743
59	8.438	2:25.631	47	14.214	2:14.943	47	19.765	2:13.068	47	25.220	2:12.259	48	29.668	2:10.065
50	8.573	2:25.766	59	15.522	2:15.752	41	21.607	2:15.343	48	26.193	2:10.155	47	30.821	2:12.191
3	9.985	2:27.178	44	16.128	2:13.927	59	22.101	2:14.096	59	29.139	2:13.842	59	34.177	2:11.628
44	10.869	2:28.062	3	16.668	2:15.351	48	22.842	2:13.368	3	30.327	2:13.703	3	35.196	2:11.459
68	11.552	2:28.745	48	16.991	2:13.872	3	23.428	2:14.277	41	30.460	2:15.657	41	36.103	2:12.233
48	11.787	2:28.980	68	20.287	2:17.403	68	30.334	2:17.564	68	40.289	2:16.759	70	48.335	2:14.384
70	12.336	2:29.529	70	20.544	2:16.876	70	30.762	2:17.735	70	40.541	2:16.583	68	49.406	2:15.707
86	13.775	2:30.968	86	24.515	2:19.408	86	36.434	2:19.436	86	47.321	2:17.691	86	56.726	2:15.995
32	15.302	2:32.495	32	27.171	2:20.537	32	37.950	2:18.296	32	47.752	2:16.606	32	57.881	2:16.719
80	17.383	2:34.576	80	32.076	2:23.361	80	47.361	2:22.802	80	1:02.491	2:21.934	80	1:17.206	2:21.305
28	20.562	2:37.755	39	37.216	2:23.703	39	53.277	2:23.578	39	1:07.184	2:20.711	39	1:20.284	2:19.690
39	22.181	2:39.374	28	37.222	2:25.328	28	54.575	2:24.870	28	1:10.183	2:22.412	28	1:25.654	2:22.061
46	24.854	2:42.047	46	40.265	2:24.079	46	56.710	2:23.962	46	1:13.109	2:23.203	10	1:27.561	2:20.868
10	25.152	2:42.345	10	40.958	2:24.474	10	57.412	2:23.971	10	1:13.283	2:22.675	6	1:28.374	2:21.350
21	26.143	2:43.336	6	42.007	2:24.239	6	57.986	2:23.496	6	1:13.614	2:22.432	46	1:31.080	2:24.561
6	26.436	2:43.629	21	45.154	2:27.679	21	1:03.059	2:25.422	21	1:21.493	2:25.238	21	1:37.815	2:22.912
22	27.234	2:44.427	22	45.620	2:27.054	24	1:04.321	2:24.526	24	1:22.157	2:24.640	24	1:38.620	2:23.053
600	28.546	2:45.739	24	47.312	2:26.548	22	1:04.680	2:26.577	22	1:22.807	2:24.931	22	1:39.525	2:23.308
24	29.432	2:46.625	600	48.419	2:28.541	600	1:07.916	2:27.014	600	1:28.330	2:27.218	600	1:46.809	2:25.069
49	29.827	2:47.020	55	49.111	2:27.790	55	1:08.316	2:26.722	55	1:28.843	2:27.331	55	1:47.317	2:25.064
55	29.989	2:47.182	49	52.958	2:31.799	49	1:14.678	2:29.237	49	1:36.038	2:28.164	49	1:55.523	2:26.075
69	31.179	2:48.372	69	53.023	2:30.512	69	1:15.713	2:30.207	69	1:37.494	2:28.585	69	1:57.035	2:26.131

Weather / Track : Cloudy / Dry

Snetterton 300

Circuit Length = 2.9689 miles

Start: 14:27 Flag 14:53 End: 14:55

# Petro-Canada Lubricants Porsche Club Championship

## RACE 4 - LAP CHART

LAP 6 @ 14:40:22.659			LAP 7 @ 14:42:29.651			LAP 8 @ 14:44:39.392			LAP 9 @ 14:46:46.520			LAP 10 @ 14:48:55.410		
NO	BEHIND	LAP TIME	NO	BEHIND	LAP TIME	NO	BEHIND	LAP TIME	NO	BEHIND	LAP TIME	NO	BEHIND	LAP TIME
9		2:07.252	9		2:06.992	9		2:09.741	9		2:07.128	9		2:08.890
2	2.855	2:07.656	7	5.999	2:09.789	21	1 Lap	2:23.065	7	5.021	2:08.482	28	1 Lap	2:17.151
7	3.202	2:07.794	2	6.547	2:10.684	24	1 Lap	2:23.197	2	5.384	2:08.330	10	1 Lap	2:17.790
14	3.700	2:07.924	14	6.874	2:10.166	22	1 Lap	2:23.616	14	6.610	2:08.863	7	3.657	2:07.526
4	8.474	2:11.770	49	1 Lap	2:26.517	7	3.667	2:07.409	4	10.977	2:08.924	2	4.300	2:07.806
50	16.917	2:08.422	4	9.881	2:08.399	2	4.182	2:07.376	46	1 Lap	2:25.548	14	4.932	2:07.212
44	22.371	2:06.860	69	1 Lap	2:27.115	14	4.875	2:07.742	21	1 Lap	2:22.150	4	10.492	2:08.405
48	31.850	2:09.434	50	17.450	2:07.525	4	9.181	2:09.041	24	1 Lap	2:21.394	6	1 Lap	2:21.771
47	34.638	2:11.069	44	22.360	2:06.981	600	1 Lap	2:27.512	50	17.350	2:08.461	50	16.596	2:08.136
59	39.241	2:12.316	48	35.091	2:10.233	55	1 Lap	2:27.372	22	1 Lap	2:22.605	46	1 Lap	2:22.503
3	40.003	2:12.059	47	38.655	2:11.009	50	16.017	2:08.308	44	22.526	2:08.158	21	1 Lap	2:20.657
41	40.261	2:11.410	59	44.809	2:12.560	44	21.496	2:08.877	55	1 Lap	2:25.318	24	1 Lap	2:20.781
70	55.419	2:14.336	3	45.469	2:12.458	49	1 Lap	2:27.190	600	1 Lap	2:27.084	22	1 Lap	2:24.121
68	58.116	2:15.962	41	45.724	2:12.455	69	1 Lap	2:26.568	48	39.787	2:11.501	48	42.427	2:11.530
86	1:06.364	2:16.890	70	1:03.807	2:15.380	48	35.414	2:10.064	49	1 Lap	2:24.685	47	48.782	2:12.961
32	1:07.375	2:16.746	68	1:07.199	2:16.075	47	40.092	2:11.178	47	44.711	2:11.747	55	1 Lap	2:25.061
80	1:29.675	2:19.721	86	1:15.944	2:16.572	59	46.828	2:11.760	69	1 Lap	2:25.721	600	1 Lap	2:25.516
39	1:31.470	2:18.438	32	1:19.593	2:19.210	3	48.174	2:12.446	59	50.862	2:11.162	59	54.916	2:12.944
28	1:38.851	2:20.449	80	1:41.984	2:19.301	41	48.861	2:12.878	3	52.238	2:11.192	41	57.800	2:13.455
10	1:39.111	2:18.802	39	1:42.382	2:17.904	70	1:10.428	2:16.362	41	53.235	2:11.502	49	1 Lap	2:25.373
6	1:41.406	2:20.284	28	1:51.219	2:19.360	68	1:12.035	2:14.577	70	1:17.769	2:14.469	3	1:00.931	2:17.583
46	1:46.993	2:23.165	10	1:52.290	2:20.171	86	1:24.679	2:18.476	68	1:19.694	2:14.787	69	1 Lap	2:28.006
21	1:54.606	2:24.043	6	1:55.013	2:20.599	32	1:27.909	2:18.057	86	1:35.616	2:18.065	70	1:23.588	2:14.709
24	1:55.407	2:24.039	46	2:04.080	2:24.079	39	1:50.855	2:18.214	32	1:36.640	2:15.859	68	1:25.701	2:14.897
22	1:55.655	2:23.382				80	1:51.529	2:19.286	39	2:01.758	2:18.031	86	1:43.408	2:16.682
600	2:04.415	2:24.858				28	1:59.438	2:17.960	80	2:03.662	2:19.261	32	1:43.811	2:16.061
55	2:04.683	2:24.618				10	2:00.028	2:17.479						
						6	2:06.574	2:21.302						

Weather / Track : Cloudy / Dry

Snetterton 300

Circuit Length = 2.9689 miles

Start: 14:27 Flag 14:53 End: 14:55



# Petro-Canada Lubricants Porsche Club Championship

## RACE 4 - LAP CHART

LAP 11 @ 14:51:02.813			LAP 12 @ 14:53:11.002		
NO	BEHIND	LAP TIME	NO	BEHIND	LAP TIME
9		2:07.403	9		2:08.189
7	4.714	2:08.460	7	4.258	2:07.733
2	5.198	2:08.301	2	4.830	2:07.821
39	1 Lap	2:20.151	14	5.488	2:07.791
14	5.886	2:08.357	4	14.591	2:09.588
80	1 Lap	2:20.559	50	16.575	2:08.317
28	1 Lap	2:19.042	39	1 Lap	2:20.139
4	13.192	2:10.103	80	1 Lap	2:19.270
10	1 Lap	2:19.326	28	1 Lap	2:17.516
50	16.447	2:07.254	10	1 Lap	2:16.986
6	1 Lap	2:21.644	6	1 Lap	2:21.322
46	1 Lap	2:20.781	48	49.886	2:12.284
21	1 Lap	2:19.529	21	1 Lap	2:20.603
24	1 Lap	2:20.120	46	1 Lap	2:22.407
48	45.791	2:10.767	24	1 Lap	2:21.565
22	1 Lap	2:24.626	47	56.829	2:11.841
47	53.177	2:11.798	59	1:03.791	2:12.022
59	59.958	2:12.445	41	1:09.555	2:13.535
41	1:04.209	2:13.812	22	1 Lap	2:27.289
55	1 Lap	2:25.613	3	1:15.338	2:15.453
3	1:08.074	2:14.546	55	1 Lap	2:25.620
600	1 Lap	2:26.468	600	1 Lap	2:25.703
49	1 Lap	2:25.203	49	1 Lap	2:26.169
69	1 Lap	2:26.663	70	1:37.584	2:14.781
70	1:30.992	2:14.807	68	1:40.586	2:15.741
68	1:33.034	2:14.736	69	1 Lap	2:27.290
86	1:52.552	2:16.547	32	2:00.432	2:15.907
32	1:52.714	2:16.306	86	2:00.751	2:16.388

Weather / Track : Cloudy / Dry

# Petro-Canada Lubricants Porsche Club Championship

## RACE 4 - POSITION CHART

No	Name	Lap												
		Pos	1	2	3	4	5	6	7	8	9	10	11	12
23	CLARK	1	9	9	9	9	9	9	9	9	9	9	9	9
9	DYER	2	2	2	2	2	2	2	7	7	7	7	7	7
2	MORRIS	3	23	23	23	23	7	7	2	2	2	2	2	2
7	PRICE	4	7	7	7	7	14	14	14	14	14	14	14	14
14	MCALEER	5	14	14	14	14	4	4	4	4	4	4	4	4
47	COLEMAN	6	4	4	4	4	23	50	50	50	50	50	50	50
4	TOON	7	41	50	50	50	50	44	44	44	44	48	48	48
59	BRETT	8	47	41	44	44	44	48	48	48	48	47	47	47
41	MOLYNEAUX	9	59	47	47	47	48	47	47	47	47	59	59	59
70	ARCHER	10	50	59	41	48	47	59	59	59	59	41	41	41
3	MORRIS	11	3	44	59	59	59	3	3	3	3	3	3	3
50	CALEY	12	44	3	48	3	3	41	41	41	41	70	70	70
68	FREEMAN	13	68	48	3	41	41	70	70	70	70	68	68	68
28	BAKER	14	48	68	68	68	70	68	68	68	68	86	86	32
48	BARLOW	15	70	70	70	70	68	86	86	86	86	32	32	86
44	MCALEER	16	86	86	86	86	86	32	32	32	32	39	39	
86	MCCLOUGHLIN	17	32	32	32	32	32	80	80	39	39	80	80	
32	HESLOP	18	80	80	80	80	80	39	39	80	80	28	28	
600	RUFFELL-WARD	19	28	39	39	39	39	28	28	28	28	10	10	
80	BLAKESLEY	20	39	28	28	28	28	10	10	10	10	6	6	
21	BECKETT	21	46	46	46	46	10	6	6	6	6	46	21	
39	COLES	22	10	10	10	10	6	46	46	46	46	21	46	
46	MINOGUE	23	21	6	6	6	46	21	21	21	21	24	24	
55	ADAMS	24	6	21	21	21	21	24	24	24	24	22	22	
6	THOMPSON	25	22	22	24	24	24	22	22	22	22	55	55	
10	MORRIS	26	600	24	22	22	22	600	600	55	55	600	600	
22	MCCULLOUGH	27	24	600	600	600	600	55	55	600	600	49	49	
24	HAZELTON	28	49	55	55	55	55	49	49	49	49	69	69	
49	SHORE	29	55	49	49	49	49	69	69	69	69			
69	DUNCAN	30	69	69	69	69	69							

Weather / Track : Cloudy / Dry

Results can be found at [www.tsl-timing.com](http://www.tsl-timing.com)

Snetterton 300  
 Circuit Length = 2.9689 miles  
 Start: 14:27 Flag 14:53 End: 14:55

Printed - 15:02 Saturday, 27 July 2019

# Petro-Canada Lubricants Porsche Club Championship

## RACE 4 - STATISTICS

**Competitors Started** 30  
**Planned Start** 2019-07-27 @ 14:25:00.000  
**Actual Start** 2019-07-27 @ 14:27:28.634  
**Finish Time** 2019-07-27 @ 14:53:09.708  
**Track Length** 2.9689mi.  
**Total Laps** 337  
**Total Distance Covered** 1000.5231mi.

### Session Fastest Lap History

NO	CL	NAME	LAP TIME	TIME OF DAY	LAP	VEHICLE
9	1	Chris DYER	2:17.193	14:29:45.831	1	Porsche Cayman S
9	1	Chris DYER	2:08.668	14:31:54.500	2	Porsche Cayman S
23	1	Simon CLARK	2:08.591	14:31:55.123	2	Porsche Cayman S
14	1	Mark MCALEER	2:08.412	14:31:56.064	2	Porsche 997 C2S
4	1	Andrew TOON	2:08.330	14:31:57.091	2	Porsche 996 C2S
9	1	Chris DYER	2:07.517	14:34:02.017	3	Porsche Cayman S
9	1	Chris DYER	2:06.804	14:36:08.821	4	Porsche Cayman S
9	1	Chris DYER	2:06.590	14:38:15.410	5	Porsche Cayman S

### Session Leader History

NO	CL	NAME	FROM LAP	LAPS LED	DISTANCE	VEHICLE
9	1	Chris DYER	1	12	35.62 miles	Porsche Cayman S

### Flag History

TYPE	TIME OF DAY
GREEN	14:27:28.634
FINISH	14:53:09.708

### Flag Statistics

TYPE	COUNT	TOTAL LAPS	TOTAL TIME
Green	1	12	27:52.726
Red	0	0	0.000
Safety Car	0	0	0.000
FCY	0	0	0.000

Weather / Track : Cloudy / Dry

These results are provisional until the conclusion of any judicial and technical matters.

Snetterton 300

Circuit Length = 2.9689 miles

Start: 14:27 Flag 14:53 End: 14:55

Clerk Of Course :	Timekeeper :
-------------------	--------------

# Petro-Canada Lubricants Porsche Club Championship

## RACE 4 - STATISTICS

CLASS : 1

9 Starters

### Fastest Lap History

NO	NAME	LAP TIME	TIME OF DAY	LAP	VEHICLE
9	Chris DYER	2:17.193	14:29:45.831	1	Porsche Cayman S
9	Chris DYER	2:08.668	14:31:54.500	2	Porsche Cayman S
23	Simon CLARK	2:08.591	14:31:55.123	2	Porsche Cayman S
14	Mark MCALEER	2:08.412	14:31:56.064	2	Porsche 997 C2S
4	Andrew TOON	2:08.330	14:31:57.091	2	Porsche 996 C2S
9	Chris DYER	2:07.517	14:34:02.017	3	Porsche Cayman S
9	Chris DYER	2:06.804	14:36:08.821	4	Porsche Cayman S
9	Chris DYER	2:06.590	14:38:15.410	5	Porsche Cayman S

### Leader History

NO	NAME	FROM LAP	LAPS LED	DISTANCE	VEHICLE
9	Chris DYER	1	12	35.62 miles	Porsche Cayman S

Weather / Track : Cloudy / Dry

These results are provisional until the conclusion of any judicial and technical matters.

Snetterton 300

Circuit Length = 2.9689 miles

Start: 14:27 Flag 14:53 End: 14:55

Clerk Of Course :

Timekeeper :

# Petro-Canada Lubricants Porsche Club Championship

## RACE 4 - STATISTICS

CLASS : 2

7 Starters

### Fastest Lap History

NO	NAME	LAP TIME	TIME OF DAY	LAP	VEHICLE
41	Kevin MOLYNEAUX	<b>2:24.455</b>	14:29:53.093	1	Porsche Boxster S
41	Kevin MOLYNEAUX	<b>2:15.187</b>	14:32:08.282	2	Porsche Boxster S
47	James COLEMAN	<b>2:14.943</b>	14:32:08.732	2	Porsche Boxster S
48	Toby BARLOW	<b>2:13.872</b>	14:32:11.502	2	Porsche Boxster S
47	James COLEMAN	<b>2:13.068</b>	14:34:21.778	3	Porsche Boxster S
47	James COLEMAN	<b>2:12.259</b>	14:36:34.059	4	Porsche Boxster S
48	Toby BARLOW	<b>2:10.155</b>	14:36:35.025	4	Porsche Boxster S
48	Toby BARLOW	<b>2:10.065</b>	14:38:45.090	5	Porsche Boxster S
48	Toby BARLOW	<b>2:09.434</b>	14:40:54.525	6	Porsche Boxster S

### Leader History

NO	NAME	FROM LAP	LAPS LED	DISTANCE	VEHICLE
41	Kevin MOLYNEAUX	1	2	5.93 miles	Porsche Boxster S
47	James COLEMAN	3	2	5.93 miles	Porsche Boxster S
48	Toby BARLOW	5	8	23.75 miles	Porsche Boxster S

Weather / Track : Cloudy / Dry

These results are provisional until the conclusion of any judicial and technical matters.

Snetterton 300

Circuit Length = 2.9689 miles

Start: 14:27 Flag 14:53 End: 14:55

Clerk Of Course :

Timekeeper :

# Petro-Canada Lubricants Porsche Club Championship

## RACE 4 - STATISTICS

CLASS : 3

14 Starters

### Fastest Lap History

NO	NAME	LAP TIME	TIME OF DAY	LAP	VEHICLE
86	Ben MCLOUGHLIN	2:30.968	14:29:59.625	1	Porsche Boxster S
86	Ben MCLOUGHLIN	2:19.408	14:32:19.033	2	Porsche Boxster S
32	William HESLOP	2:18.296	14:34:39.984	3	Porsche Boxster S
86	Ben MCLOUGHLIN	2:17.691	14:36:56.160	4	Porsche Boxster S
32	William HESLOP	2:16.606	14:36:56.590	4	Porsche Boxster S
86	Ben MCLOUGHLIN	2:15.995	14:39:12.155	5	Porsche Boxster S
32	William HESLOP	2:15.859	14:48:23.180	9	Porsche Boxster S

### Leader History

NO	NAME	FROM LAP	LAPS LED	DISTANCE	VEHICLE
86	Ben MCLOUGHLIN	1	11	32.65 miles	Porsche Boxster S
32	William HESLOP	12	1	2.96 miles	Porsche Boxster S

Weather / Track : Cloudy / Dry

These results are provisional until the conclusion of any judicial and technical matters.

Snetterton 300

Circuit Length = 2.9689 miles

Start: 14:27 Flag 14:53 End: 14:55

Clerk Of Course :

Timekeeper :