



Porsche Club
Motorsport



PORSCHE
CLASSIC



Silverstone GP

14th August 2021

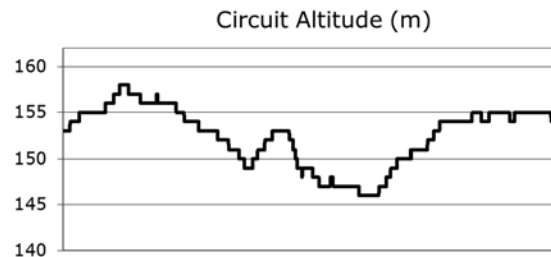
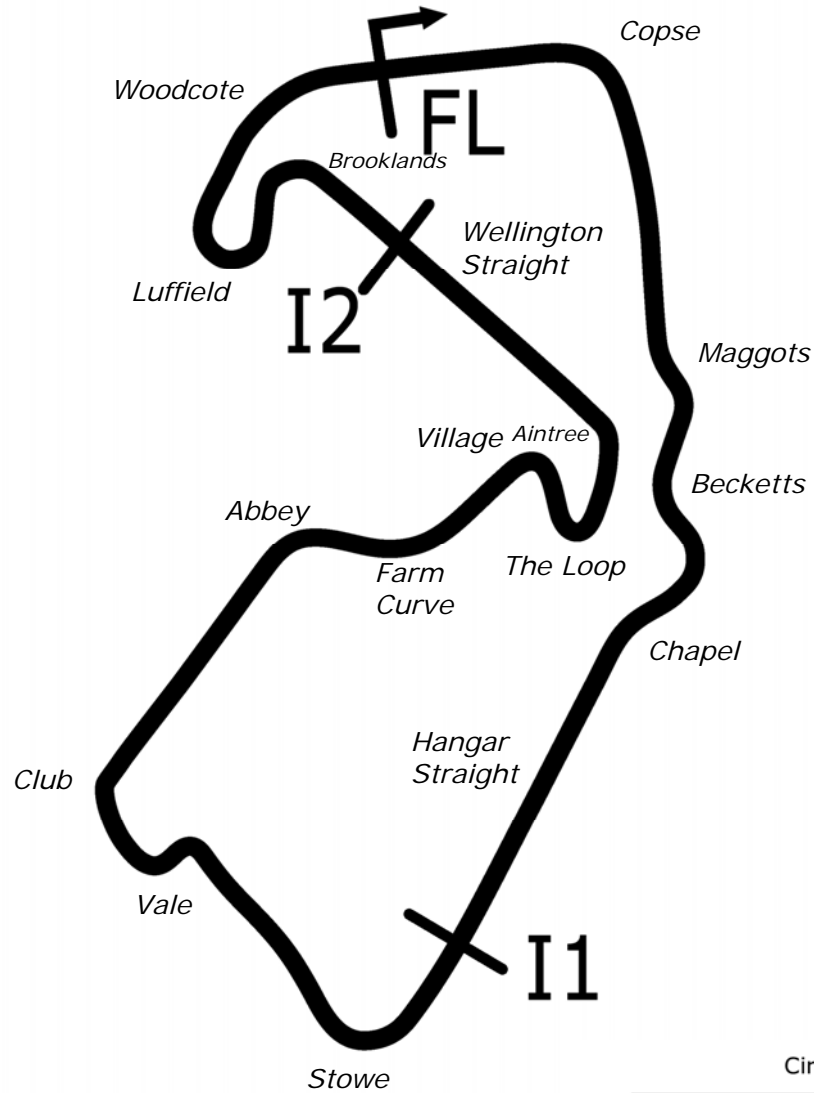
Results



PORSCHE
CLASSIC



Silverstone GP



Length	3.6605 miles	5891.0 m	
FL		52.07872 N	1.01711 W
I1	2033m	52.06559 N	1.01486 W
I2	4857m	52.07603 N	1.01669 W
Pit Entry	5839m	52.07859 N	1.01758 W
Pit Exit	305m after FL	52.07880 N	1.01268 W
Pit Entry-Pit Exit	336m, 24.2s @50kph, 20.1s @60kph		

All results available at www.tsl-timing.com

Petro-Canada Lubricants Porsche Club Championship with Pirelli & 911 Challenge

QUALIFYING - RACE 7 - 2ND FASTEST CLASSIFICATION

POS	NO	CL	PIC NAME	ENTRY	TIME	ON	LAPS	GAP	DIFF	MPH
1	14	1	1	Mark MCALEER	Porsche 997 C2S	2:21.489	7	8		93.13
2	9	1	2	Chris DYER	Porsche Cayman S	2:21.864	7	8	0.375	92.89
3	23	1	3	Simon CLARK	Porsche Cayman S	2:22.629	6	8	1.140	92.39
4	11	1	4	James CALEY	Porsche 997 C2S	2:23.729	8	8	2.240	91.68
5	48*	2	1	Toby BARLOW	Porsche Boxster S	2:24.864	7	7	3.375	90.96
6	16	1	5	Kevin HARRISON	Porsche 996 C2	2:25.001	6	8	3.512	90.88
7	3	1	6	Richard ELLIS	Porsche 996 C2	2:26.212	8	8	4.723	90.12
8	44	1	7	Jake MCALEER	Porsche Cayman S	2:26.325	6	8	4.836	90.05
9	85	1	8	Richard BAYSTON	Porsche 996 C2	2:26.587	8	8	5.098	89.89
10	2	1	9	Peter MORRIS	Porsche 997 C2S	2:27.798	7	7	6.309	89.16
11	33	2	2	Kevin MOLYNEAUX	Porsche Boxster S	2:28.702	6	8	7.213	88.61
12	17	2	3	Andy MUGGERIDGE	Porsche Boxster S	2:29.222	6	8	7.733	88.30
13	45	1	10	Paul SEAGRAVE	Porsche 996 C2	2:29.277	7	8	7.788	88.27
14	25	2	4	Matthew KYLE-HENNEY	Porsche Boxster S	2:30.062	7	8	8.573	87.81
15	32	3	1	William HESLOP	Porsche Boxster S	2:30.693	6	7	9.204	87.44
16	70	2	5	Angus ARCHER	Porsche Boxster S	2:31.168	8	8	9.679	87.17
17	112	911C	1	Tim BATES	Porsche 911 SC	2:31.482	6	8	9.993	86.99
18	8	2	6	Steven MORRISON	Porsche Boxster S	2:31.877	7	7	10.388	86.76
19	88	2	7	Paul SIMPSON	Porsche Boxster S	2:33.200	7	7	11.711	86.01
20	78	3	2	Richard FORBER	Porsche Boxster S	2:34.512	5	7	13.023	85.28
21	27	2	8	Kevin LUDFORD	Porsche Boxster S	2:35.073	7	7	13.584	84.97
22	26*	911C	2	David BURKE	Porsche 911 RSR	2:35.464	6	7	13.975	84.76
23	111	911C	3	NEAL / HARVEY	Porsche 964 Carrera 2	2:36.639	6	7	15.150	84.12
24	20	1	11	John ALEXANDER	Porsche Cayman S	2:36.944	6	7	15.455	83.96
25	21	3	3	Alistair NELSON	Porsche Boxster S	2:37.465	6	7	15.976	83.68
26	6	3	4	Mike THOMPSON	Porsche Boxster S	2:37.555	6	7	16.066	83.63
27	12	2	9	Bill CALEY	Porsche Boxster S	2:37.952	4	7	16.463	83.42
28	94	2	10	Jesse CHAMBERLAIN	Porsche Boxster S	2:39.384	4	5	17.895	82.67
29	22	3	5	Peter EVANS	Porsche Boxster S	2:39.870	6	7	18.381	82.42
30	50	911C	4	Nathan LUCKEY	Porsche 964 RS N/GT	2:40.351	6	6	18.862	82.18
31	96	911C	5	Christian AYRES	Porsche 964	2:40.558	5	7	19.069	82.07
32	55	3	6	Scott ADAMS	Porsche Boxster S	2:41.324	6	7	19.835	81.68
33	24	2	11	Carl HAZELTON	Porsche Boxster S	2:42.026	6	7	20.537	81.33
34	66	3	7	Vikram SUDERA	Porsche Boxster S	2:42.946	5	7	21.457	80.87
35	49	3	8	Steven SHORE	Porsche Boxster S	2:46.133	7	7	24.644	79.32
36	164*	911C	6	Roger SPARROW	Porsche 911	2:47.938	5	5	26.449	78.46
37	171	911C	7	Morgan SPARROW	Porsche 911 2.7	2:47.951	5	7	26.462	78.46
38	64	2	12	Vince BLACKER	Porsche Boxster S	2:48.939	3	6	27.450	78.00
39	54	911C	8	Mike CHAMPION	Porsche 911 RSR	2:49.379	6	7	27.890	77.80
40	46	3	9	Matt GOUGH	Porsche Boxster S	2:50.930	5	6	29.441	77.09
41	90	3	10	Sarah THOMSON	Porsche Boxster S	2:53.644	4	6	32.155	75.88
42	28	2	13	Andy BAKER	Porsche Boxster S	2:53.895	5	7	32.406	75.78
43	71*	3	11	Michael JOHNSON	Porsche Boxster S	3:05.986	5	6	44.497	70.85
44	53	3	12	Wayne GREGORY	Porsche Boxster S	3:08.632	4	6	47.143	69.85
45	10*	2	14	Julian MORRIS	Porsche Boxster S					

*Cars 10, 26, 48, 71 & 164 require working transponders - Regulation Q12.8.1 refers.

Weather / Track : Cloudy / Dry

These results are provisional until the conclusion of any judicial and technical matters.

Silverstone GP

Circuit Length = 3.6604 miles

Start: 11:17 Flag 11:37 End: 11:40

Clerk Of Course : Tony Watts	Stewards :	Timekeeper : Nick Palmer
------------------------------	------------	--------------------------

Petro-Canada Lubricants Porsche Club Championship with Pirelli & 911 Challenge

QUALIFYING - RACE 3 - CLASSIFICATION

POS	NO	CL	PIC NAME	ENTRY	TIME	ON	LAPS	GAP	DIFF	MPH
1	14	1	1	Mark MCALEER	Porsche 997 C2S	2:20.945	8	8		93.49
2	9	1	2	Chris DYER	Porsche Cayman S	2:21.758	8	8	0.813	92.95
3	44	1	3	Jake MCALEER	Porsche Cayman S	2:21.913	7	8	0.968	92.85
4	23	1	4	Simon CLARK	Porsche Cayman S	2:21.932	7	8	0.987	92.84
5	16	1	5	Kevin HARRISON	Porsche 996 C2	2:22.293	7	8	1.348	92.61
6	11	1	6	James CALEY	Porsche 997 C2S	2:22.598	7	8	1.653	92.41
7	48*	2	1	Toby BARLOW	Porsche Boxster S	2:24.799	5	7	3.854	91.00
8	85	1	7	Richard BAYSTON	Porsche 996 C2	2:25.086	7	8	4.141	90.82
9	2	1	8	Peter MORRIS	Porsche 997 C2S	2:25.950	6	7	5.005	90.28
10	3	1	9	Richard ELLIS	Porsche 996 C2	2:26.167	6	8	5.222	90.15
11	25	2	2	Matthew KYLE-HENNEY	Porsche Boxster S	2:27.940	8	8	6.995	89.07
12	45	1	10	Paul SEAGRAVE	Porsche 996 C2	2:28.001	8	8	7.056	89.03
13	33	2	3	Kevin MOLYNEAUX	Porsche Boxster S	2:28.565	7	8	7.620	88.70
14	17	2	4	Andy MUGGERIDGE	Porsche Boxster S	2:28.708	7	8	7.763	88.61
15	112	911C	1	Tim BATES	Porsche 911 SC	2:28.981	7	8	8.036	88.45
16	32	3	1	William HESLOP	Porsche Boxster S	2:30.275	7	7	9.330	87.69
17	70	2	5	Angus ARCHER	Porsche Boxster S	2:30.365	7	8	9.420	87.63
18	27	2	6	Kevin LUDFORD	Porsche Boxster S	2:31.514	6	7	10.569	86.97
19	12	2	7	Bill CALEY	Porsche Boxster S	2:31.625	5	7	10.680	86.91
20	8	2	8	Steven MORRISON	Porsche Boxster S	2:31.836	6	7	10.891	86.78
21	88	2	9	Paul SIMPSON	Porsche Boxster S	2:32.094	6	7	11.149	86.64
22	26*	911C	2	David BURKE	Porsche 911 RSR	2:32.097	7	7	11.152	86.64
23	78	3	2	Richard FORBER	Porsche Boxster S	2:32.865	6	7	11.920	86.20
24	50	911C	3	Nathan LUCKEY	Porsche 964 RS N/GT	2:34.526	5	6	13.581	85.27
25	21	3	3	Alistair NELSON	Porsche Boxster S	2:35.613	7	7	14.668	84.68
26	20	1	11	John ALEXANDER	Porsche Cayman S	2:35.681	7	7	14.736	84.64
27	111	911C	4	NEAL / HARVEY	Porsche 964 Carrera 2	2:36.325	7	7	15.380	84.29
28	6	3	4	Mike THOMPSON	Porsche Boxster S	2:36.376	5	7	15.431	84.26
29	96	911C	5	Christian AYRES	Porsche 964	2:36.839	6	7	15.894	84.02
30	94	2	10	Jesse CHAMBERLAIN	Porsche Boxster S	2:37.897	5	5	16.952	83.45
31	24	2	11	Carl HAZELTON	Porsche Boxster S	2:37.929	7	7	16.984	83.44
32	55	3	5	Scott ADAMS	Porsche Boxster S	2:38.068	7	7	17.123	83.36
33	22	3	6	Peter EVANS	Porsche Boxster S	2:38.749	7	7	17.804	83.01
34	66	3	7	Vikram SUDERA	Porsche Boxster S	2:39.669	7	7	18.724	82.53
35	64	2	12	Vince BLACKER	Porsche Boxster S	2:44.097	4	6	23.152	80.30
36	49	3	8	Steven SHORE	Porsche Boxster S	2:45.902	6	7	24.957	79.43
37	164*	911C	6	Roger SPARROW	Porsche 911	2:47.216	4	5	26.271	78.80
38	171	911C	7	Morgan SPARROW	Porsche 911 2.7	2:47.570	7	7	26.625	78.64
39	46	3	9	Matt GOUGH	Porsche Boxster S	2:48.331	6	6	27.386	78.28
40	54	911C	8	Mike CHAMPION	Porsche 911 RSR	2:48.766	7	7	27.821	78.08
41	28	2	13	Andy BAKER	Porsche Boxster S	2:49.652	7	7	28.707	77.67
42	90	3	10	Sarah THOMSON	Porsche Boxster S	2:53.467	6	6	32.522	75.96
43	71*	3	11	Michael JOHNSON	Porsche Boxster S	3:00.760	6	6	39.815	72.90
44	53	3	12	Wayne GREGORY	Porsche Boxster S	3:02.098	6	6	41.153	72.36
45	10*	2	14	Julian MORRIS	Porsche Boxster S	3:18.377	1	1	57.432	66.42

*Cars 10, 26, 48, 71 & 164 require working transponders - Regulation Q12.8.1 refers.

Weather / Track : Cloudy / Dry

These results are provisional until the conclusion of any judicial and technical matters.

Silverstone GP

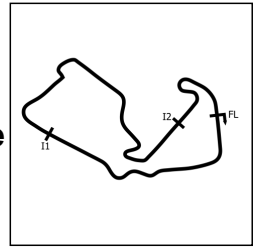
Circuit Length = 3.6604 miles

Start: 11:17 Flag 11:37 End: 11:40

Clerk Of Course : Tony Watts	Stewards :	Timekeeper : Nick Palmer
------------------------------	------------	--------------------------

Petro-Canada Lubricants Porsche Club Championship with Pirelli & 911 Challenge

QUALIFYING - RACE 3 - SECTOR ANALYSIS



SECTOR 1 = FL to I1, SECTOR 2 = I1 to I2, SECTOR 3 = I2 to FL, DIFF = Difference To Personal Best Lap, P = Crossed Finish Line in Pit Lane, D = Time Disallowed

P1		14 1		Mark MCALEER			Porsche 997 C2S				
IDEAL LAP TIME : 2:20.780		BEST LAP TIME : 2:20.945			DIFFERENCE : 0.165						
LAP	SECTOR 1		SECTOR 2		SECTOR 3		LAP TIME	MPH	DIFF	TIME OF DAY	
1 -	53.222	124.7	1:28.705	111.4	30.376	102.1	2:52.303	76.48	31.358	11:21:08.534	
2 -	49.376	131.0	1:23.200	123.8	29.353	110.7	2:41.929	81.38	20.984	11:23:50.463	
3 -	47.988	132.6	1:23.578	123.1	27.270	120.2	2:38.836	82.96	17.891	11:26:29.299	
4 -	47.435	136.3	1:16.612	129.8	26.869	120.8	2:30.916	87.31	9.971	11:29:00.215	
5 -	43.718	137.5	1:13.870	132.3	25.936	121.5	2:23.524	91.81	2.579	11:31:23.739	
6 -	43.472	136.3	1:12.720	133.4	25.606	122.0	2:21.798 (3)	92.93	0.853	11:33:45.537	
7 -	43.570	136.9	1:12.116	132.6	25.803	121.1	2:21.489 (2)	93.13	0.544	11:36:07.026	
8 -	43.058	137.5	1:12.177	132.6	25.710	120.6	2:20.945 (1)	93.49		11:38:27.971	

P2		9 1		Chris DYER			Porsche Cayman S				
IDEAL LAP TIME : 2:20.699		BEST LAP TIME : 2:21.758			DIFFERENCE : 1.059						
LAP	SECTOR 1		SECTOR 2		SECTOR 3		LAP TIME	MPH	DIFF	TIME OF DAY	
1 -	52.745	126.3	1:26.646	99.7	31.493	107.1	2:50.884	77.11	29.126	11:21:23.823	
2 -	50.978	126.3	1:22.773	122.0	28.351	115.9	2:42.102	81.29	20.344	11:24:05.925	
3 -	48.036	130.0	1:20.509	118.1	27.832	115.9	2:36.377	84.26	14.619	11:26:42.302	
4 -	44.930	131.3	1:16.733	126.8	26.451	116.8	2:28.114	88.97	6.356	11:29:10.416	
5 -	44.702	132.1	1:15.013	125.9	26.109	116.3	2:25.824	90.36	4.066	11:31:36.240	
6 -	43.799	135.8	1:12.572	130.8	26.120	118.0	2:22.491 (3)	92.48	0.733	11:33:58.731	
7 -	43.829	133.4	1:12.072	119.1	25.963	117.0	2:21.864 (2)	92.89	0.106	11:36:20.595	
8 -	42.966	135.8	1:13.131	131.0	25.661	118.4	2:21.758 (1)	92.95		11:38:42.353	

P3		44 1		Jake MCALEER			Porsche Cayman S				
IDEAL LAP TIME : 2:21.913		BEST LAP TIME : 2:21.913			DIFFERENCE : 0.000						
LAP	SECTOR 1		SECTOR 2		SECTOR 3		LAP TIME	MPH	DIFF	TIME OF DAY	
1 -	52.599	114.7	1:27.988	102.2	30.230	110.9	2:50.817	77.14	28.904	11:21:09.462	
2 -	49.370	122.6	1:22.869	122.9	29.326	116.8	2:41.565	81.56	19.652	11:23:51.027	
3 -	47.644	131.0	1:21.611	127.8	27.592	119.3	2:36.847	84.01	14.934	11:26:27.874	
4 -	46.072	133.4	1:17.592	127.0	26.650	119.5	2:30.314	87.66	8.401	11:28:58.188	
5 -	44.439	135.0	1:15.597	119.8	27.264	119.3	2:27.300	89.46	5.387	11:31:25.488	
6 -	43.519	136.3	1:16.296	127.0	26.510	119.5	2:26.325 (2)	90.05	4.412	11:33:51.813	
7 -	43.374	135.8	1:12.636	129.5	25.903	120.0	2:21.913 (1)	92.85		11:36:13.726	
8 -	43.411	135.8	1:17.898	130.3	25.985	118.2	2:27.294 (3)	89.46	5.381	11:38:41.020	

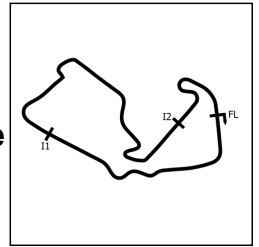
P4		23 1		Simon CLARK			Porsche Cayman S				
IDEAL LAP TIME : 2:21.900		BEST LAP TIME : 2:21.932			DIFFERENCE : 0.032						
LAP	SECTOR 1		SECTOR 2		SECTOR 3		LAP TIME	MPH	DIFF	TIME OF DAY	
1 -	51.273	131.3	1:24.047	120.4	29.829	110.3	2:45.149	79.79	23.217	11:20:59.130	
2 -	49.424	131.8	1:22.246	122.9	28.698	114.3	2:40.368	82.17	18.436	11:23:39.498	
3 -	47.887	132.8	1:20.204	125.9	27.414	119.3	2:35.505	84.74	13.573	11:26:15.003	
4 -	45.830	133.6	1:15.567	130.8	26.175	117.2	2:27.572	89.29	5.640	11:28:42.575	
5 -	46.775	135.2	1:13.818	131.3	25.851	118.9	2:26.444	89.98	4.512	11:31:09.019	
6 -	43.963	135.5	1:12.901	129.5	25.765	118.4	2:22.629 (2)	92.39	0.697	11:33:31.648	
7 -	43.811	135.2	1:12.324	130.8	25.797	118.4	2:21.932 (1)	92.84		11:35:53.580	
8 -	44.347	135.8	1:13.008	130.5	26.029	116.3	2:23.384 (3)	91.90	1.452	11:38:16.964	

Weather / Track : Cloudy / Dry

Silverstone GP
Circuit Length = 3.6604 miles
Start: 11:17 Flag 11:37 End: 11:40

Petro-Canada Lubricants Porsche Club Championship with Pirelli & 911 Challenge

QUALIFYING - RACE 3 - SECTOR ANALYSIS



SECTOR 1 = FL to I1, SECTOR 2 = I1 to I2, SECTOR 3 = I2 to FL, DIFF = Difference To Personal Best Lap, P = Crossed Finish Line in Pit Lane, D = Time Disallowed

P5		16 1		Kevin HARRISON			Porsche 996 C2			
IDEAL LAP TIME : 2:22.293		BEST LAP TIME : 2:22.293		DIFFERENCE : 0.000						
LAP	SECTOR 1		SECTOR 2		SECTOR 3		LAP TIME	MPH	DIFF	TIME OF DAY
1 -	51.900	113.3	1:27.895	110.7	30.479	112.0	2:50.274	77.39	27.981	11:21:11.087
2 -	49.249	131.0	1:22.982	125.6	29.271	113.5	2:41.502	81.59	19.209	11:23:52.589
3 -	48.046	133.1	1:20.776	128.0	27.496	119.3	2:36.318	84.30	14.025	11:26:28.907
4 -	47.433	134.2	1:16.901	127.8	26.823	119.3	2:31.157	87.17	8.864	11:29:00.064
5 -	45.070	136.3	1:16.048	125.4	26.640	121.5	2:27.758	89.18	5.465	11:31:27.822
6 -	44.232	136.6	1:14.821	132.3	25.948	121.5	2:25.001 (2)	90.88	2.708	11:33:52.823
7 -	43.668	136.6	1:12.739	128.3	25.886	121.7	2:22.293 (1)	92.61		11:36:15.116
8 -	43.969	137.5	1:16.286	129.0	26.198	120.4	2:26.453 (3)	89.97	4.160	11:38:41.569

P6		11 1		James CALEY			Porsche 997 C2S			
IDEAL LAP TIME : 2:22.447		BEST LAP TIME : 2:22.598		DIFFERENCE : 0.151						
LAP	SECTOR 1		SECTOR 2		SECTOR 3		LAP TIME	MPH	DIFF	TIME OF DAY
1 -	52.520	126.8	1:28.634	98.8	31.342	111.0	2:52.496	76.39	29.898	11:21:12.256
2 -	49.785	133.4	1:23.455	121.7	28.546	116.3	2:41.786	81.45	19.188	11:23:54.042
3 -	47.477	131.8	1:22.147	121.7	28.073	119.5	2:37.697	83.56	15.099	11:26:31.739
4 -	47.029	131.5	1:16.168	131.0	26.581	120.2	2:29.778	87.98	7.180	11:29:01.517
5 -	44.883	137.2	1:14.690	128.8	26.282	120.2	2:25.855	90.34	3.257	11:31:27.372
6 -	43.575	137.5	1:15.369	133.4	25.884	120.0	2:24.828 (3)	90.98	2.230	11:33:52.200
7 -	43.602	137.7	1:12.988	130.3	26.008	119.7	2:22.598 (1)	92.41		11:36:14.798
8 -	43.882	137.2	1:13.950	132.3	25.897	119.3	2:23.729 (2)	91.68	1.131	11:38:38.527

P7		48 2		Toby BARLOW			Porsche Boxster S			
IDEAL LAP TIME :		BEST LAP TIME : 2:24.799		DIFFERENCE :						
LAP	SECTOR 1		SECTOR 2		SECTOR 3		LAP TIME	MPH	DIFF	TIME OF DAY
1 -							3:15.234	67.49	50.435	11:22:36.526
2 -							2:53.262	76.05	28.463	11:25:29.788
3 -							2:35.854	84.55	11.055	11:28:05.642
4 -							2:30.691	87.44	5.892	11:30:36.333
5 -							2:24.799 (1)	91.00		11:33:01.132
6 -							2:24.989 (3)	90.88	0.190	11:35:26.121
7 -							2:24.864 (2)	90.96	0.065	11:37:50.985

P8		85 1		Richard BAYSTON			Porsche 996 C2			
IDEAL LAP TIME : 2:24.986		BEST LAP TIME : 2:25.086		DIFFERENCE : 0.100						
LAP	SECTOR 1		SECTOR 2		SECTOR 3		LAP TIME	MPH	DIFF	TIME OF DAY
1 -	55.498	122.2	1:31.003	108.0	31.994	100.8	2:58.495	73.82	33.409	11:21:22.982
2 -	52.687	125.2	1:28.003	118.1	30.262	108.7	2:50.952	77.08	25.866	11:24:13.934
3 -	49.546	125.6	1:23.386	119.8	28.654	112.9	2:41.586	81.55	16.500	11:26:55.520
4 -	48.055	129.8	1:19.388	123.1	28.334	115.7	2:35.777	84.59	10.691	11:29:31.297
5 -	47.158	131.3	1:16.331	127.3	27.145	116.8	2:30.634	87.48	5.548	11:32:01.931
6 -	46.134	132.1	1:15.300	129.8	26.323	117.8	2:27.757 (3)	89.18	2.671	11:34:29.688
7 -	45.342	133.6	1:13.449	131.0	26.295	116.1	2:25.086 (1)	90.82		11:36:54.774
8 -	45.534	133.1	1:14.858	128.5	26.195	117.6	2:26.587 (2)	89.89	1.501	11:39:21.361

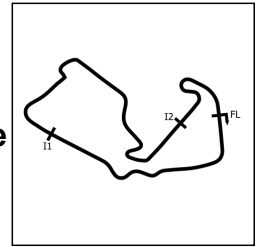
P9		2 1		Peter MORRIS			Porsche 997 C2S			
IDEAL LAP TIME : 2:25.867		BEST LAP TIME : 2:25.950		DIFFERENCE : 0.083						
LAP	SECTOR 1		SECTOR 2		SECTOR 3		LAP TIME	MPH	DIFF	TIME OF DAY
1 -	59.385	81.6	1:36.597	85.8	32.130	87.8	3:08.112	70.05	42.162	11:22:36.241
2 -	58.241	88.7	1:31.966	85.4	30.278	93.6	3:00.485	73.01	34.535	11:25:36.726
3 -	57.988	86.2	1:34.275	90.5	35.343	66.5	3:07.606	70.24	41.656	11:28:44.332
4 -	1:08.668	94.3	1:34.942	112.9	29.496	113.9	3:13.106	68.24	47.156	11:31:57.438
5 -	47.401	119.4	1:16.956	122.6	26.795	117.2	2:31.152 (3)	87.18	5.202	11:34:28.590
6 -	44.667	117.3	1:14.821	123.5	26.462	117.2	2:25.950 (1)	90.28		11:36:54.540
7 -	44.584	120.2	1:15.904	123.5	27.310	116.1	2:27.798 (2)	89.16	1.848	11:39:22.338

Weather / Track : Cloudy / Dry

Silverstone GP
Circuit Length = 3.6604 miles
Start: 11:17 Flag 11:37 End: 11:40

Petro-Canada Lubricants Porsche Club Championship with Pirelli & 911 Challenge

QUALIFYING - RACE 3 - SECTOR ANALYSIS



SECTOR 1 = FL to I1, SECTOR 2 = I1 to I2, SECTOR 3 = I2 to FL, DIFF = Difference To Personal Best Lap, P = Crossed Finish Line in Pit Lane, D = Time Disallowed

P10		3 1		Richard ELLIS		Porsche 996 C2				
IDEAL LAP TIME : 2:25.369		BEST LAP TIME : 2:26.167		DIFFERENCE : 0.798						
LAP	SECTOR 1		SECTOR 2		SECTOR 3		LAP TIME	MPH	DIFF	TIME OF DAY
1 -	53.671	119.1	1:30.640	101.6	32.513	99.4	2:56.824	74.52	30.657	11:21:24.476
2 -	51.435	124.0	1:23.330	118.9	29.653	107.4	2:44.418	80.14	18.251	11:24:08.894
3 -	49.900	124.2	1:22.696	120.9	28.649	110.5	2:41.245	81.72	15.078	11:26:50.139
4 -	48.343	129.8	1:18.805	124.2	27.177	115.5	2:34.325	85.38	8.158	11:29:24.464
5 -	46.264	131.8	1:16.248	124.2	28.270	108.8	2:30.782	87.39	4.615	11:31:55.246
6 -	45.082	132.6	1:14.899	123.8	26.186	116.1	2:26.167 (1)	90.15		11:34:21.413
7 -	44.339	133.9	1:15.255	106.6	27.980	108.5	2:27.574 (3)	89.29	1.407	11:36:48.987
8 -	44.284	132.8	1:15.525	127.8	26.403	114.7	2:26.212 (2)	90.12	0.045	11:39:15.199

P11		25 2		Matthew KYLE-HENNEY		Porsche Boxster S				
IDEAL LAP TIME : 2:27.837		BEST LAP TIME : 2:27.940		DIFFERENCE : 0.103						
LAP	SECTOR 1		SECTOR 2		SECTOR 3		LAP TIME	MPH	DIFF	TIME OF DAY
1 -	59.851	90.3	1:30.895	103.8	31.295	101.6	3:02.041	72.38	34.101	11:21:34.333
2 -	51.971	120.6	1:26.889	107.2	29.882	107.4	2:48.742	78.09	20.802	11:24:23.075
3 -	50.191	118.9	1:25.328	115.1	28.227	109.6	2:43.746	80.47	15.806	11:27:06.821
4 -	48.427	123.5	1:20.031	119.8	27.373	110.3	2:35.831	84.56	7.891	11:29:42.652
5 -	47.208	123.3	1:16.887	121.1	26.935	110.5	2:31.030	87.25	3.090	11:32:13.682
6 -	46.188	124.7	1:17.317	121.7	26.949	111.2	2:30.454 (3)	87.58	2.514	11:34:44.136
7 -	47.028	124.5	1:15.863	120.9	27.171	111.0	2:30.062 (2)	87.81	2.122	11:37:14.198
8 -	45.212	124.7	1:15.966	121.5	26.762	110.9	2:27.940 (1)	89.07		11:39:42.138

P12		45 1		Paul SEAGRAVE		Porsche 996 C2				
IDEAL LAP TIME : 2:25.964		BEST LAP TIME : 2:28.001		DIFFERENCE : 2.037						
LAP	SECTOR 1		SECTOR 2		SECTOR 3		LAP TIME	MPH	DIFF	TIME OF DAY
1 -	53.766	116.9	1:33.477	99.2	32.251	99.7	2:59.494	73.41	31.493	11:21:28.824
2 -	53.476	114.9	1:29.675	111.8	30.544	107.8	2:53.695	75.86	25.694	11:24:22.519
3 -	50.193	113.7	1:26.416	114.7	28.942	114.1	2:45.551	79.59	17.550	11:27:08.070
4 -	49.062	127.3	1:21.514	124.7	27.501	115.7	2:38.077	83.36	10.076	11:29:46.147
5 -	46.836	130.8	1:16.583	126.8	26.627	117.0	2:30.046 (3)	87.82	2.045	11:32:16.193
6 -	45.250	132.6	1:18.390	125.9	26.666	116.8	2:30.306	87.67	2.305	11:34:46.499
7 -	47.181	130.8	1:14.920	125.9	27.176	114.9	2:29.277 (2)	88.27	1.276	11:37:15.776
8 -	44.417	130.5	1:16.639	125.9	26.945	117.2	2:28.001 (1)	89.03		11:39:43.777

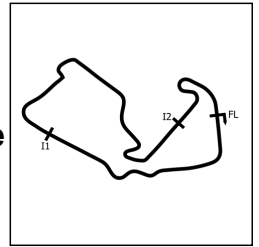
P13		33 2		Kevin MOLYNEAUX		Porsche Boxster S				
IDEAL LAP TIME : 2:27.675		BEST LAP TIME : 2:28.565		DIFFERENCE : 0.890						
LAP	SECTOR 1		SECTOR 2		SECTOR 3		LAP TIME	MPH	DIFF	TIME OF DAY
1 -	52.745	120.0	1:28.182	105.5	30.905	103.8	2:51.832	76.68	23.267	11:21:10.690
2 -	51.320	122.4	1:25.244	116.9	29.678	109.4	2:46.242	79.26	17.677	11:23:56.932
3 -	49.964	124.2	1:23.133	119.8	28.144	110.9	2:41.241	81.72	12.676	11:26:38.173
4 -	47.988	124.2	1:20.214	123.5	26.752	112.2	2:34.954	85.04	6.389	11:29:13.127
5 -	45.765	127.3	1:19.067	122.6	26.929	110.7	2:31.761 (3)	86.83	3.196	11:31:44.888
6 -	45.446	127.0	1:16.290	122.9	26.966	109.9	2:28.702 (2)	88.61	0.137	11:34:13.590
7 -	46.277	124.5	1:15.604	122.6	26.684	110.9	2:28.565 (1)	88.70		11:36:42.155
8 -	45.387	124.5	1:22.828	122.0	26.978	111.2	2:35.193	84.91	6.628	11:39:17.348

Weather / Track : Cloudy / Dry

Silverstone GP
Circuit Length = 3.6604 miles
Start: 11:17 Flag 11:37 End: 11:40

Petro-Canada Lubricants Porsche Club Championship with Pirelli & 911 Challenge

QUALIFYING - RACE 3 - SECTOR ANALYSIS



SECTOR 1 = FL to I1, SECTOR 2 = I1 to I2, SECTOR 3 = I2 to FL, DIFF = Difference To Personal Best Lap, P = Crossed Finish Line in Pit Lane, D = Time Disallowed

P14 17 2		Andy MUGGERIDGE		Porsche Boxster S						
IDEAL LAP TIME : 2:28.461		BEST LAP TIME : 2:28.708		DIFFERENCE : 0.247						
LAP	SECTOR 1		SECTOR 2		SECTOR 3		LAP TIME	MPH	DIFF	TIME OF DAY
1 -	58.361	90.6	1:33.245	95.7	32.308	98.4	3:03.914	71.65	35.206	11:21:38.205
2 -	53.599	109.2	1:29.587	107.3	30.261	104.0	2:53.447	75.97	24.739	11:24:31.652
3 -	50.531	118.7	1:24.494	115.5	28.199	106.7	2:43.224	80.73	14.516	11:27:14.876
4 -	48.023	122.2	1:19.774	117.9	27.431	107.8	2:35.228	84.89	6.520	11:29:50.104
5 -	46.427	123.3	1:16.421	120.0	26.978	107.9	2:29.826 (3)	87.95	1.118	11:32:19.930
6 -	46.211	121.5	1:16.397	117.9	26.614	108.7	2:29.222 (2)	88.30	0.514	11:34:49.152
7 -	46.458	123.8	1:15.742	117.5	26.508	108.8	2:28.708 (1)	88.61		11:37:17.860
8 -	47.368	119.1	1:17.064	120.0	27.377	107.2	2:31.809	86.80	3.101	11:39:49.669

P15 112 911C		Tim BATES		Porsche 911 SC						
IDEAL LAP TIME : 2:28.205		BEST LAP TIME : 2:28.981		DIFFERENCE : 0.776						
LAP	SECTOR 1		SECTOR 2		SECTOR 3		LAP TIME	MPH	DIFF	TIME OF DAY
1 -	51.692	119.1	1:25.625	107.8	31.260	105.0	2:48.577	78.17	19.596	11:21:23.229
2 -	49.034	132.3	1:21.086	115.5	29.931	114.1	2:40.051	82.33	11.070	11:24:03.280
3 -	48.776	129.0	1:22.955	113.1	27.691	120.6	2:39.422	82.65	10.441	11:26:42.702
4 -	46.736	135.2	1:17.858	128.3	26.941	119.7	2:31.535 (3)	86.96	2.554	11:29:14.237
5 -	45.474	130.3	1:20.144	127.5	27.220	120.6	2:32.838	86.22	3.857	11:31:47.075
6 -	45.588	138.0	1:18.390	122.4	27.504	120.6	2:31.482 (2)	86.99	2.501	11:34:18.557
7 -	45.736	139.5	1:15.790	114.5	27.455	119.7	2:28.981 (1)	88.45		11:36:47.538
8 -	46.045	115.9	1:27.557	121.5	27.880	111.6	2:41.482	81.60	12.501	11:39:29.020

P16 32 3		William HESLOP		Porsche Boxster S						
IDEAL LAP TIME : 2:29.653		BEST LAP TIME : 2:30.275		DIFFERENCE : 0.622						
LAP	SECTOR 1		SECTOR 2		SECTOR 3		LAP TIME	MPH	DIFF	TIME OF DAY
1 -	1:03.659	77.5	1:37.551	113.5	31.291	105.9	3:12.501	68.45	42.226	11:22:32.583
2 -	51.032	122.2	1:27.844	117.3	29.335	107.8	2:48.211	78.34	17.936	11:25:20.794
3 -	49.586	123.3	1:22.757	120.6	28.573	108.7	2:40.916	81.89	10.641	11:28:01.710
4 -	47.151	125.4	1:19.623	121.1	28.391	109.0	2:35.165	84.92	4.890	11:30:36.875
5 -	46.087	125.4	1:17.708	122.4	27.895	109.0	2:31.690 (3)	86.87	1.415	11:33:08.565
6 -	46.178	124.9	1:17.084	121.5	27.431	109.4	2:30.693 (2)	87.44	0.418	11:35:39.258
7 -	46.709	124.9	1:16.158	122.4	27.408	109.9	2:30.275 (1)	87.69		11:38:09.533

P17 70 2		Angus ARCHER		Porsche Boxster S						
IDEAL LAP TIME : 2:29.469		BEST LAP TIME : 2:30.365		DIFFERENCE : 0.896						
LAP	SECTOR 1		SECTOR 2		SECTOR 3		LAP TIME	MPH	DIFF	TIME OF DAY
1 -	55.787	115.9	1:31.862	106.6	32.459	97.4	3:00.108	73.16	29.743	11:21:42.893
2 -	51.779	120.9	1:27.325	109.8	30.655	104.8	2:49.759	77.62	19.394	11:24:32.652
3 -	51.010	122.9	1:24.096	118.7	28.805	108.8	2:43.911	80.39	13.546	11:27:16.563
4 -	48.761	122.6	1:20.419	117.5	27.706	110.7	2:36.886	83.99	6.521	11:29:53.449
5 -	47.857	120.4	1:19.182	120.9	27.031	110.5	2:34.070	85.53	3.705	11:32:27.519
6 -	46.968	121.1	1:17.103	119.1	28.883	109.6	2:32.954 (3)	86.15	2.589	11:35:00.473
7 -	46.835	122.9	1:16.453	118.9	27.077	109.0	2:30.365 (1)	87.63		11:37:30.838
8 -	45.985	123.3	1:18.084	120.4	27.099	110.5	2:31.168 (2)	87.17	0.803	11:40:02.006

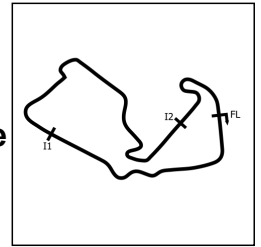
P18 27 2		Kevin LUDFORD		Porsche Boxster S						
IDEAL LAP TIME : 2:31.476		BEST LAP TIME : 2:31.514		DIFFERENCE : 0.038						
LAP	SECTOR 1		SECTOR 2		SECTOR 3		LAP TIME	MPH	DIFF	TIME OF DAY
1 -	58.085	98.9	1:33.687	103.4	33.399	94.9	3:05.171	71.16	33.657	11:21:43.368
2 -	53.267	119.6	1:27.964	113.5	30.830	102.4	2:52.061	76.58	20.547	11:24:35.429
3 -	50.847	122.2	1:25.780	110.9	29.393	110.5	2:46.020	79.37	14.506	11:27:21.449
4 -	49.244	124.9	1:21.338	120.0	28.276	110.1	2:38.858	82.95	7.344	11:30:00.307
5 -	48.303	120.9	1:20.133	114.7	27.857	110.7	2:36.293 (3)	84.31	4.779	11:32:36.600
6 -	46.575	126.6	1:17.044	120.9	27.895	110.3	2:31.514 (1)	86.97		11:35:08.114
7 -	47.991	124.7	1:19.031	121.1	28.051	109.2	2:35.073 (2)	84.97	3.559	11:37:43.187

Weather / Track : Cloudy / Dry

Silverstone GP
Circuit Length = 3.6604 miles
Start: 11:17 Flag 11:37 End: 11:40

Petro-Canada Lubricants Porsche Club Championship with Pirelli & 911 Challenge

QUALIFYING - RACE 3 - SECTOR ANALYSIS



SECTOR 1 = FL to I1, SECTOR 2 = I1 to I2, SECTOR 3 = I2 to FL, DIFF = Difference To Personal Best Lap, P = Crossed Finish Line in Pit Lane, D = Time Disallowed

P19		12 2		Bill CALEY			Porsche Boxster S				
IDEAL LAP TIME : 2:29.881		BEST LAP TIME : 2:31.625			DIFFERENCE : 1.744						
LAP	SECTOR 1		SECTOR 2		SECTOR 3		LAP TIME	MPH	DIFF	TIME OF DAY	
1 -	55.289	119.1	1:30.955	103.2	32.053	102.5	2:58.297	73.90	26.672	11:21:23.448	
2 -	55.111	111.2	1:29.121	94.3	31.805	106.7	2:56.037	74.85	24.412	11:24:19.485	
3 -	50.214	121.7	1:22.689	117.9	29.330	107.8	2:42.233 (3)	81.22	10.608	11:27:01.718	
4 -	48.944	122.9	1:21.340	118.3	27.668	109.0	2:37.952 (2)	83.42	6.327	11:29:39.670	
5 -	47.862	123.3	1:16.907	118.3	26.856	109.6	2:31.625 (1)	86.91		11:32:11.295	
6 -	46.304	124.7	1:17.281	120.0	IN PIT		2:37.623 P	83.60	5.998	11:34:48.918	
7 -	OUTLAP	123.5	1:16.721	119.8	27.052	109.6	3:09.695	69.46	38.070	11:37:58.613	

P20		8 2		Steven MORRISON			Porsche Boxster S				
IDEAL LAP TIME : 2:31.192		BEST LAP TIME : 2:31.836			DIFFERENCE : 0.644						
LAP	SECTOR 1		SECTOR 2		SECTOR 3		LAP TIME	MPH	DIFF	TIME OF DAY	
1 -	1:02.189	94.5	1:36.454	113.9	34.000	90.3	3:12.643	68.40	40.807	11:21:55.222	
2 -	54.110	120.6	1:29.051	118.1	30.401	102.5	2:53.562	75.92	21.726	11:24:48.784	
3 -	51.825	123.3	1:27.349	118.5	29.991	105.3	2:49.165	77.89	17.329	11:27:37.949	
4 -	50.363	121.1	1:24.413	120.6	28.338	107.4	2:43.114	80.78	11.278	11:30:21.063	
5 -	48.369	126.1	1:21.036	119.6	27.968	108.5	2:37.373 (3)	83.73	5.537	11:32:58.436	
6 -	47.980	120.4	1:17.015	123.8	26.841	111.4	2:31.836 (1)	86.78		11:35:30.272	
7 -	48.439	124.7	1:16.371	121.7	27.067	109.2	2:31.877 (2)	86.76	0.041	11:38:02.149	

P21		88 2		Paul SIMPSON			Porsche Boxster S				
IDEAL LAP TIME : 2:31.617		BEST LAP TIME : 2:32.094			DIFFERENCE : 0.477						
LAP	SECTOR 1		SECTOR 2		SECTOR 3		LAP TIME	MPH	DIFF	TIME OF DAY	
1 -	54.414	122.4	1:30.846	110.7	32.928	99.0	2:58.188	73.95	26.094	11:21:45.014	
2 -	53.058	120.0	1:27.682	114.3	30.492		2:51.232	76.95	19.138	11:24:36.246	
3 -	50.707	124.9	1:24.687	115.3	29.111		2:44.505	80.10	12.411	11:27:20.751	
4 -	49.595	124.2	1:20.801	118.5	28.535	106.7	2:38.931	82.91	6.837	11:29:59.682	
5 -	48.689	125.2	1:18.737	120.2	27.908		2:35.334 (3)	84.83	3.240	11:32:35.016	
6 -	47.262	130.3	1:17.452	119.6	27.380	107.9	2:32.094 (1)	86.64		11:35:07.110	
7 -	46.785	126.1	1:18.833	116.7	27.582		2:33.200 (2)	86.01	1.106	11:37:40.310	

P22		26 911C		David BURKE			Porsche 911 RSR				
IDEAL LAP TIME :		BEST LAP TIME : 2:32.097			DIFFERENCE :						
LAP	SECTOR 1		SECTOR 2		SECTOR 3		LAP TIME	MPH	DIFF	TIME OF DAY	
1 -							2:58.727	73.73	26.630	11:21:50.772	
2 -							2:54.605	75.47	22.508	11:24:45.377	
3 -							2:48.872	78.03	16.775	11:27:34.249	
4 -							2:44.964	79.88	12.867	11:30:19.213	
5 -							2:41.504 (3)	81.59	9.407	11:33:00.717	
6 -							2:35.464 (2)	84.76	3.367	11:35:36.181	
7 -							2:32.097 (1)	86.64		11:38:08.278	

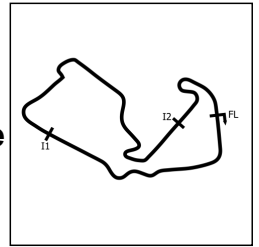
P23		78 3		Richard FORBER			Porsche Boxster S				
IDEAL LAP TIME : 2:32.617		BEST LAP TIME : 2:32.865			DIFFERENCE : 0.248						
LAP	SECTOR 1		SECTOR 2		SECTOR 3		LAP TIME	MPH	DIFF	TIME OF DAY	
1 -	55.966	118.3	1:29.925	109.8	31.962	106.0	2:57.853	74.09	24.988	11:21:51.602	
2 -	52.065	122.4	1:27.699	117.9	29.912	107.9	2:49.676	77.66	16.811	11:24:41.278	
3 -	50.494	121.5	1:23.262	117.3	28.700	108.8	2:42.456	81.11	9.591	11:27:23.734	
4 -	48.366	122.4	1:20.662	118.7	28.782	106.4	2:37.810	83.50	4.945	11:30:01.544	
5 -	47.510	124.2	1:19.375	119.1	27.627	108.3	2:34.512 (2)	85.28	1.647	11:32:36.056	
6 -	46.823	124.0	1:18.167	119.4	27.875	109.0	2:32.865 (1)	86.20		11:35:08.921	
7 -	48.589	120.2	1:18.315	118.3	27.775	108.3	2:34.679 (3)	85.19	1.814	11:37:43.600	

Weather / Track : Cloudy / Dry

Silverstone GP
 Circuit Length = 3.6604 miles
 Start: 11:17 Flag 11:37 End: 11:40

Petro-Canada Lubricants Porsche Club Championship with Pirelli & 911 Challenge

QUALIFYING - RACE 3 - SECTOR ANALYSIS



SECTOR 1 = FL to I1, SECTOR 2 = I1 to I2, SECTOR 3 = I2 to FL, DIFF = Difference To Personal Best Lap, P = Crossed Finish Line in Pit Lane, D = Time Disallowed

P24		50 911C		Nathan LUCKEY		Porsche 964 RS N/GT					
IDEAL LAP TIME : 2:33.734		BEST LAP TIME : 2:34.526		DIFFERENCE : 0.792							
LAP	SECTOR 1		SECTOR 2		SECTOR 3		LAP TIME	MPH	DIFF	TIME OF DAY	
1 -	59.259	94.9	1:37.984	109.1	32.888	100.8	3:10.131	69.30	35.605	11:22:28.870	
2 -	53.621	120.2	1:34.356	112.9	29.959	107.8	2:57.936 (3)	74.05	23.410	11:25:26.806	
3 -	51.141	122.2	1:25.944	117.3	IN PIT		2:53.737 P	75.84	19.211	11:28:20.543	
4 -	OUTLAP	120.0	1:24.943	115.7	28.215	111.0	4:17.202	51.23	1:42.676	11:32:37.745	
5 -	46.880	127.3	1:18.639	116.1	29.007	104.0	2:34.526 (1)	85.27		11:35:12.271	
6 -	50.125	124.2	1:21.815	118.3	28.411	110.3	2:40.351 (2)	82.18	5.825	11:37:52.622	

P25		21 3		Alistair NELSON		Porsche Boxster S					
IDEAL LAP TIME : 2:35.613		BEST LAP TIME : 2:35.613		DIFFERENCE : 0.000							
LAP	SECTOR 1		SECTOR 2		SECTOR 3		LAP TIME	MPH	DIFF	TIME OF DAY	
1 -	1:00.881	118.3	1:33.212	108.4	32.621	88.5	3:06.714	70.57	31.101	11:22:22.492	
2 -	53.205	115.1	1:28.224	117.5	29.997	103.5	2:51.426	76.87	15.813	11:25:13.918	
3 -	51.705	122.6	1:24.497	118.9	28.508	109.4	2:44.710	80.00	9.097	11:27:58.628	
4 -	49.255	124.2	1:25.989	114.1	29.137	102.2	2:44.381	80.16	8.768	11:30:43.009	
5 -	49.910	123.1	1:21.372	120.4	28.661	109.2	2:39.943 (3)	82.39	4.330	11:33:22.952	
6 -	48.648	124.2	1:20.125	118.9	28.692	109.6	2:37.465 (2)	83.68	1.852	11:35:00.417	
7 -	47.779	124.2	1:19.554	121.3	28.280	109.7	2:35.613 (1)	84.68		11:38:36.030	

P26		20 1		John ALEXANDER		Porsche Cayman S					
IDEAL LAP TIME : 2:34.123		BEST LAP TIME : 2:35.681		DIFFERENCE : 1.558							
LAP	SECTOR 1		SECTOR 2		SECTOR 3		LAP TIME	MPH	DIFF	TIME OF DAY	
1 -	1:06.763	118.5	1:33.924	102.2	33.183	99.4	3:13.870	67.97	38.189	11:21:44.755	
2 -	55.086	116.7	1:28.898	118.1	30.626	101.6	2:54.610	75.46	18.929	11:24:39.365	
3 -	52.787	104.3	1:26.229	119.4	29.359	102.2	2:48.375	78.26	12.694	11:27:27.740	
4 -	51.055	122.6	1:24.841	121.7	29.423	102.9	2:45.319	79.71	9.638	11:30:13.059	
5 -	50.702	129.3	1:20.998	121.5	27.861	112.9	2:39.561 (3)	82.58	3.880	11:32:52.620	
6 -	47.899	131.5	1:21.609	126.1	27.436	112.2	2:36.944 (2)	83.96	1.263	11:35:29.564	
7 -	49.457	124.2	1:19.199	124.7	27.025	107.1	2:35.681 (1)	84.64		11:38:05.245	

P27		111 911C		NEAL / HARVEY		Porsche 964 Carrera 2					
IDEAL LAP TIME : 2:35.214		BEST LAP TIME : 2:36.325		DIFFERENCE : 1.111							
LAP	SECTOR 1		SECTOR 2		SECTOR 3		LAP TIME	MPH	DIFF	TIME OF DAY	
1 -	52.431	120.9	1:28.840	115.1	31.438	106.7	2:52.709	76.30	16.384	11:21:14.278	
2 -	51.004	133.1	1:27.500	119.1	31.277	110.3	2:49.781	77.61	13.456	11:24:04.059	
3 -	50.196	125.6	1:23.920	122.9	28.726	111.6	2:42.842 (3)	80.92	6.517	11:26:46.901	
4 -	51.692	97.8	1:27.074	115.1	IN PIT		2:55.748 P	74.98	19.423	11:29:42.649	
5 -	OUTLAP	123.5	1:26.259	112.2	30.213	116.1	4:13.129	52.05	1:36.804	11:33:55.778	
6 -	48.360	133.1	1:19.195	124.2	29.084	115.5	2:36.639 (2)	84.12	0.314	11:36:32.417	
7 -	47.293	136.6	1:20.221	125.9	28.811	112.6	2:36.325 (1)	84.29		11:39:08.742	

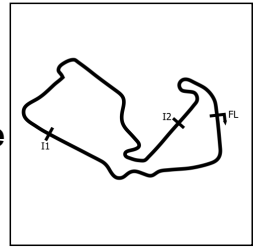
P28		6 3		Mike THOMPSON		Porsche Boxster S					
IDEAL LAP TIME : 2:36.120		BEST LAP TIME : 2:36.376		DIFFERENCE : 0.256							
LAP	SECTOR 1		SECTOR 2		SECTOR 3		LAP TIME	MPH	DIFF	TIME OF DAY	
1 -	1:01.045	112.5	1:32.912	107.5	32.483	94.6	3:06.440	70.68	30.064	11:22:12.940	
2 -	54.172	112.7	1:31.106	112.2	30.769	99.4	2:56.047	74.85	19.671	11:25:08.987	
3 -	51.981	118.9	1:25.818	116.5	28.895	106.7	2:46.694	79.05	10.318	11:27:55.681	
4 -	51.587	120.4	1:22.285	118.3	28.667	107.9	2:42.539	81.07	6.163	11:30:38.220	
5 -	48.323	120.9	1:19.497	119.4	28.556	107.6	2:36.376 (1)	84.26		11:33:14.596	
6 -	48.067	122.2	1:19.873	108.2	29.615	107.8	2:37.555 (2)	83.63	1.179	11:35:52.151	
7 -	48.288	122.6	1:20.511	117.5	28.810	107.1	2:37.609 (3)	83.61	1.233	11:38:29.760	

Weather / Track : Cloudy / Dry

Silverstone GP
 Circuit Length = 3.6604 miles
 Start: 11:17 Flag 11:37 End: 11:40

Petro-Canada Lubricants Porsche Club Championship with Pirelli & 911 Challenge

QUALIFYING - RACE 3 - SECTOR ANALYSIS



SECTOR 1 = FL to I1, SECTOR 2 = I1 to I2, SECTOR 3 = I2 to FL, DIFF = Difference To Personal Best Lap, P = Crossed Finish Line in Pit Lane, D = Time Disallowed

P29 96 911C		Christian AYRES		Porsche 964						
IDEAL LAP TIME : 2:36.605		BEST LAP TIME : 2:36.839		DIFFERENCE : 0.234						
LAP	SECTOR 1		SECTOR 2		SECTOR 3	LAP TIME	MPH	DIFF	TIME OF DAY	
1 -	1:03.356	87.2	1:50.170	98.6	34.186	95.4	3:27.712	63.44	50.873	11:22:42.586
2 -	57.097	120.9	1:31.490	102.7	31.573	103.4	3:00.160	73.14	23.321	11:25:42.746
3 -	51.606	116.9	1:32.670	110.5	30.526	106.2	2:54.802	75.38	17.963	11:28:37.548
4 -	49.611	126.8	1:23.542	119.6	28.997	111.4	2:42.150 (3)	81.26	5.311	11:31:19.698
5 -	48.442	128.0	1:23.099	121.3	29.017	111.8	2:40.558 (2)	82.07	3.719	11:34:00.256
6 -	47.839	129.3	1:19.769	120.0	29.231	111.0	2:36.839 (1)	84.02		11:36:37.095
7 -	52.256	116.5	1:32.133	100.4	30.507	93.1	2:54.896	75.34	18.057	11:39:31.991

P30 94 2		Jesse CHAMBERLAIN		Porsche Boxster S						
IDEAL LAP TIME : 2:35.724		BEST LAP TIME : 2:37.897		DIFFERENCE : 2.173						
LAP	SECTOR 1		SECTOR 2		SECTOR 3	LAP TIME	MPH	DIFF	TIME OF DAY	
1 -	58.968	117.5	1:30.225	104.2	31.434	105.0	3:00.627	72.95	22.730	11:22:07.589
2 -	53.811	116.9	1:27.441	109.4	30.571	103.5	2:51.823	76.69	13.926	11:24:59.412
3 -	51.602	120.2	1:24.093	112.5	29.297	109.7	2:44.992 (3)	79.86	7.095	11:27:44.404
4 -	49.592	126.1	1:21.128	117.1	28.664	109.9	2:39.384 (2)	82.67	1.487	11:30:23.788
5 -	47.629	122.9	1:19.956	116.1	30.312	105.9	2:37.897 (1)	83.45		11:33:01.685

P31 24 2		Carl HAZELTON		Porsche Boxster S						
IDEAL LAP TIME : 2:37.929		BEST LAP TIME : 2:37.929		DIFFERENCE : 0.000						
LAP	SECTOR 1		SECTOR 2		SECTOR 3	LAP TIME	MPH	DIFF	TIME OF DAY	
1 -	57.254	118.5	1:32.517	101.3	33.049	98.5	3:02.820	72.08	24.891	11:21:49.074
2 -	53.356	121.1	1:32.616	104.3	32.139	103.8	2:58.111	73.98	20.182	11:24:47.185
3 -	52.366	122.4	1:27.576	117.3	30.268	106.7	2:50.210	77.42	12.281	11:27:37.395
4 -	50.636	124.0	1:27.104	107.5	30.488	108.1	2:48.228	78.33	10.299	11:30:25.623
5 -	49.950	124.0	1:23.957	118.5	29.226	104.2	2:43.133 (3)	80.77	5.204	11:33:08.756
6 -	49.387	124.9	1:22.362	102.2	30.277	108.8	2:42.026 (2)	81.33	4.097	11:35:50.782
7 -	48.860	125.2	1:20.415	118.3	28.654	108.1	2:37.929 (1)	83.44		11:38:28.711

P32 55 3		Scott ADAMS		Porsche Boxster S						
IDEAL LAP TIME : 2:38.068		BEST LAP TIME : 2:38.068		DIFFERENCE : 0.000						
LAP	SECTOR 1		SECTOR 2		SECTOR 3	LAP TIME	MPH	DIFF	TIME OF DAY	
1 -	1:02.526	94.9	1:36.376	96.4	34.451	86.5	3:13.353	68.15	35.285	11:22:23.385
2 -	57.443	98.2	1:35.815	98.3	31.746	102.2	3:05.004	71.22	26.936	11:25:28.389
3 -	52.321	114.7	1:26.343	111.6	29.396	106.4	2:48.060	78.41	9.992	11:28:16.449
4 -	50.077	119.4	1:24.367	115.9	29.547	105.7	2:43.991	80.35	5.923	11:31:00.440
5 -	50.171	118.9	1:23.093	116.5	29.038	107.2	2:42.302 (3)	81.19	4.234	11:33:42.742
6 -	49.077	117.3	1:22.727	92.0	29.520	106.5	2:41.324 (2)	81.68	3.256	11:36:24.066
7 -	48.202	120.9	1:21.121	115.9	28.745	107.4	2:38.068 (1)	83.36		11:39:02.134

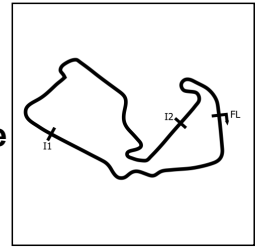
P33 22 3		Peter EVANS		Porsche Boxster S						
IDEAL LAP TIME : 2:37.723		BEST LAP TIME : 2:38.749		DIFFERENCE : 1.026						
LAP	SECTOR 1		SECTOR 2		SECTOR 3	LAP TIME	MPH	DIFF	TIME OF DAY	
1 -	56.605	120.2	1:34.721	104.3	33.544	95.4	3:04.870	71.28	26.121	11:21:58.380
2 -	55.975	117.7	1:32.736	109.4	32.192	98.5	3:00.903	72.84	22.154	11:24:59.283
3 -	53.824	120.2	1:30.677	113.5	30.719	103.5	2:55.220	75.20	16.471	11:27:54.503
4 -	52.848	113.3	1:26.168	119.4	29.964	99.0	2:48.980	77.98	10.231	11:30:43.483
5 -	51.743	122.6	1:23.518	119.1	29.203	107.8	2:44.464 (3)	80.12	5.715	11:33:27.947
6 -	49.844	123.8	1:21.046	119.6	28.980	107.8	2:39.870 (2)	82.42	1.121	11:36:07.817
7 -	48.626	123.5	1:22.072	121.7	28.051	107.2	2:38.749 (1)	83.01		11:38:46.566

Weather / Track : Cloudy / Dry

Silverstone GP
 Circuit Length = 3.6604 miles
 Start: 11:17 Flag 11:37 End: 11:40

Petro-Canada Lubricants Porsche Club Championship with Pirelli & 911 Challenge

QUALIFYING - RACE 3 - SECTOR ANALYSIS



SECTOR 1 = FL to I1, SECTOR 2 = I1 to I2, SECTOR 3 = I2 to FL, DIFF = Difference To Personal Best Lap, P = Crossed Finish Line in Pit Lane, D = Time Disallowed

P34 66 3		Vikram SUDERA		Porsche Boxster S						
IDEAL LAP TIME : 2:39.669		BEST LAP TIME : 2:39.669		DIFFERENCE : 0.000						
LAP	SECTOR 1		SECTOR 2		SECTOR 3	LAP TIME	MPH	DIFF	TIME OF DAY	
1 -	57.451	101.6	1:36.381	109.1	33.739	94.7	3:07.571	70.25	27.902	11:22:04.803
2 -	57.714	111.2	1:38.087	110.9	31.937	95.4	3:07.738	70.19	28.069	11:25:12.541
3 -	55.544	117.3	1:28.577	116.1	30.455	101.8	2:54.576	75.48	14.907	11:28:07.117
4 -	50.784	121.5	1:25.788	116.9	29.207	106.4	2:45.779	79.49	6.110	11:30:52.896
5 -	49.782	122.4	1:23.741	118.1	29.423	107.2	2:42.946 (2)	80.87	3.277	11:33:35.842
6 -	49.497	123.3	1:24.713	107.7	30.284	107.1	2:44.494 (3)	80.11	4.825	11:36:20.336
7 -	48.891	123.3	1:22.231	117.3	28.547	108.5	2:39.669 (1)	82.53		11:39:00.005

P35 64 2		Vince BLACKER		Porsche Boxster S						
IDEAL LAP TIME : 2:41.092		BEST LAP TIME : 2:44.097		DIFFERENCE : 3.005						
LAP	SECTOR 1		SECTOR 2		SECTOR 3	LAP TIME	MPH	DIFF	TIME OF DAY	
1 -	58.616	97.3	1:35.734	105.3	34.849	94.3	3:09.199	69.65	25.102	11:21:57.668
2 -	55.161	110.5	1:30.909	106.1	30.837	102.7	2:56.907 (3)	74.48	12.810	11:24:54.575
3 -	52.327	112.7	1:27.013	108.0	29.599	102.9	2:48.939 (2)	78.00	4.842	11:27:43.514
4 -	50.694	112.7	1:24.129	109.4	29.274	106.7	2:44.097 (1)	80.30		11:30:27.611
5 -	49.356	118.5	1:22.462	110.9	IN PIT		2:44.021 P	80.34		11:33:11.632
6 -	OUTLAP	113.3	1:24.299	109.4	IN PIT		4:34.047 P	48.08	1:49.950	11:37:45.679

P36 49 3		Steven SHORE		Porsche Boxster S						
IDEAL LAP TIME : 2:44.519		BEST LAP TIME : 2:45.902		DIFFERENCE : 1.383						
LAP	SECTOR 1		SECTOR 2		SECTOR 3	LAP TIME	MPH	DIFF	TIME OF DAY	
1 -	1:03.394	93.9	1:41.217	98.2	32.724	94.2	3:17.335	66.77	31.433	11:22:31.541
2 -	1:23.279	95.1	1:38.532	102.2	32.518	96.5	3:34.329	61.48	48.427	11:26:05.870
3 -	56.014	108.9	1:31.663	109.4	30.123	104.0	2:57.800	74.11	11.898	11:29:03.670
4 -	53.393	117.3	1:28.894	112.9	30.644	96.1	2:52.931	76.20	7.029	11:31:56.601
5 -	52.195	116.3	1:25.101	114.3	30.025	93.0	2:47.321 (3)	78.75	1.419	11:34:43.922
6 -	52.071	118.3	1:24.695	115.7	29.136	102.5	2:45.902 (1)	79.43		11:37:29.824
7 -	50.688	117.9	1:25.448	113.1	29.997	104.5	2:46.133 (2)	79.32	0.231	11:40:15.957

P37 164 911C		Roger SPARROW		Porsche 911					
IDEAL LAP TIME :		BEST LAP TIME : 2:47.216		DIFFERENCE :					
LAP	SECTOR 1		SECTOR 2		SECTOR 3	LAP TIME	MPH	DIFF	TIME OF DAY
1 -						3:10.623	69.13	23.407	11:28:19.810
2 -						2:53.042	76.15	5.826	11:31:12.852
3 -						2:49.170 (3)	77.89	1.954	11:34:02.022
4 -						2:47.216 (1)	78.80		11:36:49.238
5 -						2:47.938 (2)	78.46	0.722	11:39:37.176

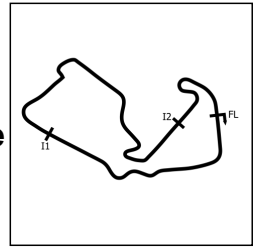
P38 171 911C		Morgan SPARROW		Porsche 911 2.7						
IDEAL LAP TIME : 2:46.223		BEST LAP TIME : 2:47.570		DIFFERENCE : 1.347						
LAP	SECTOR 1		SECTOR 2		SECTOR 3	LAP TIME	MPH	DIFF	TIME OF DAY	
1 -	58.532	102.2	1:38.749	100.7	33.062	96.7	3:10.343	69.23	22.773	11:22:32.901
2 -	55.870	111.1	1:33.387	106.8	32.251	97.7	3:01.508	72.60	13.938	11:25:34.409
3 -	55.634	115.9	1:59.839	113.5	31.570	95.0	3:27.043	63.64	39.473	11:29:01.452
4 -	53.304	108.0	1:29.912	108.9	30.452	102.5	2:53.668	75.87	6.098	11:31:55.120
5 -	51.446	118.1	1:26.569	113.9	29.936	102.4	2:47.951 (2)	78.46	0.381	11:34:43.071
6 -	51.878	115.7	1:26.227	113.1	30.203	103.8	2:48.308 (3)	78.29	0.738	11:37:31.379
7 -	51.215	119.4	1:25.072	109.4	31.283	103.7	2:47.570 (1)	78.64		11:40:18.949

Weather / Track : Cloudy / Dry

Silverstone GP
Circuit Length = 3.6604 miles
Start: 11:17 Flag 11:37 End: 11:40

Petro-Canada Lubricants Porsche Club Championship with Pirelli & 911 Challenge

QUALIFYING - RACE 3 - SECTOR ANALYSIS



SECTOR 1 = FL to I1, SECTOR 2 = I1 to I2, SECTOR 3 = I2 to FL, DIFF = Difference To Personal Best Lap, P = Crossed Finish Line in Pit Lane, D = Time Disallowed

P39 46 3		Matt GOUGH		Porsche Boxster S							
IDEAL LAP TIME : 2:46.752		BEST LAP TIME : 2:48.331		DIFFERENCE : 1.579							
LAP	SECTOR 1		SECTOR 2		SECTOR 3		LAP TIME	MPH	DIFF	TIME OF DAY	
1 -	1:06.371	102.6	1:44.473	99.7	IN PIT		3:38.239	60.38	49.908	11:22:42.097	
2 -	OUTLAP		105.5	1:42.591	98.5	35.370	89.3	4:11.225	52.45	1:22.894	11:26:53.322
3 -	55.273	113.9	1:33.598	105.6	32.366	97.7	3:01.237	72.71	12.906	11:29:54.559	
4 -	52.401	115.7	1:29.903	110.9	30.507	101.4	2:52.811	(3) 76.25	4.480	11:32:47.370	
5 -	51.754	115.5	1:27.877	112.0	31.299	103.0	2:50.930	(2) 77.09	2.599	11:35:38.300	
6 -	53.333	115.3	1:25.387	112.5	29.611	101.8	2:48.331	(1) 78.28		11:38:26.631	

P40 54 911C		Mike CHAMPION		Porsche 911 RSR						
IDEAL LAP TIME : 2:46.726		BEST LAP TIME : 2:48.766		DIFFERENCE : 2.040						
LAP	SECTOR 1		SECTOR 2		SECTOR 3		LAP TIME	MPH	DIFF	TIME OF DAY
1 -	1:04.142	95.4	1:44.953	96.0	32.862		3:21.957	65.25	33.191	11:22:34.893
2 -	56.316	106.0	1:33.692	100.7	31.009		3:01.017	72.79	12.251	11:25:35.910
3 -	56.200	107.8	1:34.332	109.1	30.867		3:01.399	72.64	12.633	11:28:37.309
4 -	54.539	110.7	1:31.930	104.0	30.732		2:57.201	74.36	8.435	11:31:34.510
5 -	53.607	114.9	1:29.228	110.0	30.354		2:53.189	(3) 76.08	4.423	11:34:27.699
6 -	53.534	117.1	1:25.405	108.0	30.440		2:49.379	(2) 77.80	0.613	11:37:17.078
7 -	51.888	116.9	1:27.445	108.9	29.433		2:48.766	(1) 78.08		11:40:05.844

P41 28 2		Andy BAKER		Porsche Boxster S						
IDEAL LAP TIME : 2:48.659		BEST LAP TIME : 2:49.652		DIFFERENCE : 0.993						
LAP	SECTOR 1		SECTOR 2		SECTOR 3		LAP TIME	MPH	DIFF	TIME OF DAY
1 -	1:04.155	101.3	1:41.749	102.9	34.340		3:20.244	65.80	30.592	11:22:22.185
2 -	59.819	114.9	1:38.977	105.3	33.193		3:11.989	68.63	22.337	11:25:34.174
3 -	57.233	107.2	1:33.518	115.1	31.233		3:01.984	72.41	12.332	11:28:36.158
4 -	53.853	116.1	1:32.233	110.1	31.379		2:57.465	74.25	7.813	11:31:33.623
5 -	52.315	122.9	1:29.703	110.5	31.877		2:53.895	(2) 75.78	4.243	11:34:27.518
6 -	56.309	121.1	1:27.829	109.2	30.293		106.4	(3) 75.54	4.779	11:37:21.949
7 -	51.370	123.3	1:26.996	116.3	31.286		102.4	2:49.652	(1) 77.67	11:40:11.601

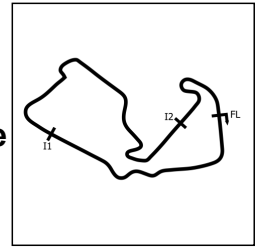
P42 90 3		Sarah THOMSON		Porsche Boxster S							
IDEAL LAP TIME : 2:51.811		BEST LAP TIME : 2:53.467		DIFFERENCE : 1.656							
LAP	SECTOR 1		SECTOR 2		SECTOR 3		LAP TIME	MPH	DIFF	TIME OF DAY	
1 -	1:03.358	107.2	1:54.923	107.2	33.842		92.7	3:32.123	62.12	38.656	11:22:43.687
2 -	1:17.539	105.6	1:33.706	107.3	32.161		95.8	3:23.406	64.78	29.939	11:26:07.093
3 -	55.526	110.9	1:31.673	106.6	30.793		100.5	2:57.992	74.03	4.525	11:29:05.085
4 -	52.819	114.7	1:29.388	110.1	31.437		96.9	2:53.644	(2) 75.88	0.177	11:31:58.729
5 -	55.939	118.5	1:28.856	110.1	30.370		100.1	2:55.165	(3) 75.23	1.698	11:34:53.894
6 -	53.158	110.0	1:30.173	114.7	30.136		103.0	2:53.467	(1) 75.96		11:37:47.361

P43 71 3		Michael JOHNSON		Porsche Boxster S						
IDEAL LAP TIME :		BEST LAP TIME : 3:00.760		DIFFERENCE :						
LAP	SECTOR 1		SECTOR 2		SECTOR 3		LAP TIME	MPH	DIFF	TIME OF DAY
1 -							3:22.268	65.15	21.508	11:22:12.740
2 -							3:19.305	66.11	18.545	11:25:32.045
3 -							3:14.317	67.81	13.557	11:28:46.362
4 -							3:09.936	(3) 69.38	9.176	11:31:56.298
5 -							3:05.986	(2) 70.85	5.226	11:35:02.284
6 -							3:00.760	(1) 72.90		11:38:03.044

Weather / Track : Cloudy / Dry

Silverstone GP
 Circuit Length = 3.6604 miles
 Start: 11:17 Flag 11:37 End: 11:40

Petro-Canada Lubricants Porsche Club Championship with Pirelli & 911 Challenge
QUALIFYING - RACE 3 - SECTOR ANALYSIS



SECTOR 1 = FL to I1, SECTOR 2 = I1 to I2, SECTOR 3 = I2 to FL, DIFF = Difference To Personal Best Lap, P = Crossed Finish Line in Pit Lane, D = Time Disallowed

P44 53 3		Wayne GREGORY		Porsche Boxster S						
IDEAL LAP TIME : 3:02.098		BEST LAP TIME : 3:02.098		DIFFERENCE : 0.000						
LAP	SECTOR 1		SECTOR 2		SECTOR 3		LAP TIME	MPH	DIFF	TIME OF DAY
1 -	1:11.466	72.1	1:56.866	80.3	34.823	91.3	3:43.155	59.05	41.057	11:22:48.631
2 -	1:04.663	96.2	1:49.936	71.7	35.871	91.0	3:30.470	62.61	28.372	11:26:19.101
3 -	1:02.064	96.6	1:39.001	95.8	33.983	102.1	3:15.048	67.56	12.950	11:29:34.149
4 -	58.269	108.9	1:35.908	86.0	34.455	96.4	3:08.632 (2)	69.85	6.534	11:32:42.781
5 -	59.193	99.1	1:37.350	79.1	34.352	101.3	3:10.895 (3)	69.03	8.797	11:35:53.676
6 -	56.769	79.6	1:33.400	102.7	31.929	101.6	3:02.098 (1)	72.36		11:38:55.774

P45 10 2		Julian MORRIS		Porsche Boxster S						
IDEAL LAP TIME :		BEST LAP TIME : 3:18.377		DIFFERENCE :						
LAP	SECTOR 1		SECTOR 2		SECTOR 3		LAP TIME	MPH	DIFF	TIME OF DAY
1 -							3:18.377 (1)	66.42		11:22:03.451

Petro-Canada Lubricants Porsche Club Championship with Pirelli & 911 Challenge

QUALIFYING - RACE 3 - BEST SECTORS

SECTOR 1			SECTOR 2			SECTOR 3			IDEAL / BEST COMPARISON						
POS	NO	NAME	TIME	NO	NAME	TIME	NO	NAME	TIME	POS	NO	NAME	IDEAL	BEST	DIFF
													PERFECT LAP	2:20.644	
1	9	DYER	42.966	9	DYER	1:12.072	14	MCALFEER	25.606	1	9	DYER	2:20.699	2:21.758	1.059
2	14	MCALFEER	43.058	14	MCALFEER	1:12.116	9	DYER	25.661	2	14	MCALFEER	2:20.780	2:20.945	0.165
3	44	MCALFEER	43.374	23	CLARK	1:12.324	23	CLARK	25.765	3	23	CLARK	2:21.900	2:21.932	0.032
4	11	CALEY	43.575	44	MCALFEER	1:12.636	11	CALEY	25.884	4	44	MCALFEER	2:21.913	2:21.913	0.000
5	16	HARRISON	43.668	16	HARRISON	1:12.739	16	HARRISON	25.886	5	16	HARRISON	2:22.293	2:22.293	0.000
6	23	CLARK	43.811	11	CALEY	1:12.988	44	MCALFEER	25.903	6	11	CALEY	2:22.447	2:22.598	0.151
7	3	ELLIS	44.284	85	BAYSTON	1:13.449	3	ELLIS	26.186	7	85	BAYSTON	2:24.986	2:25.086	0.100
8	45	SEAGRAVE	44.417	2	MORRIS	1:14.821	85	BAYSTON	26.195	8	3	ELLIS	2:25.369	2:26.167	0.798
9	2	MORRIS	44.584	3	ELLIS	1:14.899	2	MORRIS	26.462	9	2	MORRIS	2:25.867	2:25.950	0.083
10	25	KYLE-HENNEY	45.212	45	SEAGRAVE	1:14.920	17	MUGGERIDGE	26.508	10	45	SEAGRAVE	2:25.964	2:28.001	2.037
11	85	BAYSTON	45.342	33	MOLYNEAUX	1:15.604	45	SEAGRAVE	26.627	11	33	MOLYNEAUX	2:27.675	2:28.565	0.890
12	33	MOLYNEAUX	45.387	17	MUGGERIDGE	1:15.742	33	MOLYNEAUX	26.684	12	25	KYLE-HENNEY	2:27.837	2:27.940	0.103
13	112	BATES	45.474	112	BATES	1:15.790	25	KYLE-HENNEY	26.762	13	112	BATES	2:28.205	2:28.981	0.776
14	70	ARCHER	45.985	25	KYLE-HENNEY	1:15.863	8	MORRISON	26.841	14	17	MUGGERIDGE	2:28.461	2:28.708	0.247
15	32	HESLOP	46.087	32	HESLOP	1:16.158	12	CALEY	26.856	15	70	ARCHER	2:29.469	2:30.365	0.896
16	17	MUGGERIDGE	46.211	8	MORRISON	1:16.371	112	BATES	26.941	16	32	HESLOP	2:29.653	2:30.275	0.622
17	12	CALEY	46.304	70	ARCHER	1:16.453	20	ALEXANDER	27.025	17	12	CALEY	2:29.881	2:31.625	1.744
18	27	LUDFORD	46.575	12	CALEY	1:16.721	70	ARCHER	27.031	18	8	MORRISON	2:31.192	2:31.836	0.644
19	88	SIMPSON	46.785	27	LUDFORD	1:17.044	88	SIMPSON	27.380	19	27	LUDFORD	2:31.476	2:31.514	0.038
20	78	FORBER	46.823	88	SIMPSON	1:17.452	32	HESLOP	27.408	20	88	SIMPSON	2:31.617	2:32.094	0.477
21	50	LUCKEY	46.880	78	FORBER	1:18.167	78	FORBER	27.627	21	78	FORBER	2:32.617	2:32.865	0.248
22	94	CHAMBERLAIN	47.104	50	LUCKEY	1:18.639	27	LUDFORD	27.857	22	50	LUCKEY	2:33.734	2:34.526	0.792
23	111	NEAL / HARVEY	47.293	111	NEAL / HARVEY	1:19.195	22	EVANS	28.051	23	20	ALEXANDER	2:34.123	2:35.681	1.558
24	21	NELSON	47.779	20	ALEXANDER	1:19.199	50	LUCKEY	28.215	24	111	NEAL / HARVEY	2:35.214	2:36.325	1.111
25	96	AYRES	47.839	6	THOMPSON	1:19.497	21	NELSON	28.280	25	21	NELSON	2:35.613	2:35.613	0.000
26	20	ALEXANDER	47.899	21	NELSON	1:19.554	66	SUDERA	28.547	26	94	CHAMBERLAIN	2:35.724	2:37.897	2.173
27	8	MORRISON	47.980	96	AYRES	1:19.769	6	THOMPSON	28.556	27	6	THOMPSON	2:36.120	2:36.376	0.256
28	6	THOMPSON	48.067	94	CHAMBERLAIN	1:19.956	24	HAZELTON	28.654	28	96	AYRES	2:36.605	2:36.839	0.234
29	55	ADAMS	48.202	24	HAZELTON	1:20.415	94	CHAMBERLAIN	28.664	29	22	EVANS	2:37.723	2:38.749	1.026
30	22	EVANS	48.626	22	EVANS	1:21.046	111	NEAL / HARVEY	28.726	30	24	HAZELTON	2:37.929	2:37.929	0.000
31	24	HAZELTON	48.860	55	ADAMS	1:21.121	55	ADAMS	28.745	31	55	ADAMS	2:38.068	2:38.068	0.000
32	66	SUDERA	48.891	66	SUDERA	1:22.231	96	AYRES	28.997	32	66	SUDERA	2:39.669	2:39.669	0.000
33	64	BLACKER	49.356	64	BLACKER	1:22.462	49	SHORE	29.136	33	64	BLACKER	2:41.092	2:44.097	3.005
34	49	SHORE	50.688	49	SHORE	1:24.695	64	BLACKER	29.274	34	49	SHORE	2:44.519	2:45.902	1.383
35	171	SPARROW	51.215	171	SPARROW	1:25.072	54	CHAMPION	29.433	35	171	SPARROW	2:46.223	2:47.570	1.347
36	28	BAKER	51.370	46	GOUGH	1:25.387	46	GOUGH	29.611	36	54	CHAMPION	2:46.726	2:48.766	2.040
37	46	GOUGH	51.754	54	CHAMPION	1:25.405	171	SPARROW	29.936	37	46	GOUGH	2:46.752	2:48.331	1.579
38	54	CHAMPION	51.888	28	BAKER	1:26.996	90	THOMSON	30.136	38	28	BAKER	2:48.659	2:49.652	0.993
39	90	THOMSON	52.819	90	THOMSON	1:28.856	28	BAKER	30.293	39	90	THOMSON	2:51.811	2:53.467	1.656
40	53	GREGORY	56.769	53	GREGORY	1:33.400	53	GREGORY	31.929	40	53	GREGORY	3:02.098	3:02.098	0.000
41										41	10	MORRIS		3:18.377	
42										42	26	BURKE		2:32.097	
43										43	71	JOHNSON		3:00.760	
44										44	48	BARLOW		2:24.799	
45										45	164	SPARROW		2:47.216	

Weather / Track : Cloudy / Dry

Silverstone GP

Circuit Length = 3.6604 miles

Start: 11:17 Flag 11:37 End: 11:40

Results can be found at www.tsl-timing.com

Printed - 11:41 Saturday, 14 August 2021

Petro-Canada Lubricants Porsche Club Championship with Pirelli & 911 Challenge

QUALIFYING - RACE 3 - BEST SPEEDS

POS	INTERMEDIATE 1			INTERMEDIATE 2			FINISH LINE		
	NO	NAME	MPH	NO	NAME	MPH	NO	NAME	MPH
1	112	BATES	139.5	14	MCALFEER	133.4	14	MCALFEER	122.0
2	11	CALEY	137.7	11	CALEY	133.4	16	HARRISON	121.7
3	14	MCALFEER	137.5	16	HARRISON	132.3	112	BATES	120.6
4	16	HARRISON	137.5	23	CLARK	131.3	11	CALEY	120.2
5	111	NEAL / HARVEY	136.6	9	DYER	131.0	44	MCALFEER	120.0
6	44	MCALFEER	136.3	85	BAYSTON	131.0	23	CLARK	119.3
7	9	DYER	135.8	44	MCALFEER	130.3	9	DYER	118.4
8	23	CLARK	135.8	112	BATES	128.3	85	BAYSTON	117.8
9	3	ELLIS	133.9	3	ELLIS	127.8	2	MORRIS	117.2
10	85	BAYSTON	133.6	45	SEAGRAVE	126.8	45	SEAGRAVE	117.2
11	45	SEAGRAVE	132.6	20	ALEXANDER	126.1	3	ELLIS	116.1
12	20	ALEXANDER	131.5	111	NEAL / HARVEY	125.9	111	NEAL / HARVEY	116.1
13	88	SIMPSON	130.3	8	MORRISON	123.8	20	ALEXANDER	112.9
14	96	AYRES	129.3	2	MORRIS	123.5	33	MOLYNEAUX	112.2
15	33	MOLYNEAUX	127.3	33	MOLYNEAUX	123.5	96	AYRES	111.8
16	50	LUCKEY	127.3	32	HESLOP	122.4	8	MORRISON	111.4
17	27	LUDFORD	126.6	25	KYLE-HENNEY	121.7	25	KYLE-HENNEY	111.2
18	8	MORRISON	126.1	22	EVANS	121.7	50	LUCKEY	111.0
19	94	CHAMBERLAIN	126.1	21	NELSON	121.3	70	ARCHER	110.7
20	32	HESLOP	125.4	96	AYRES	121.3	27	LUDFORD	110.7
21	24	HAZELTON	125.2	27	LUDFORD	121.1	32	HESLOP	109.9
22	25	KYLE-HENNEY	124.7	70	ARCHER	120.9	94	CHAMBERLAIN	109.9
23	12	CALEY	124.7	88	SIMPSON	120.2	21	NELSON	109.7
24	78	FORBER	124.2	17	MUGGERIDGE	120.0	12	CALEY	109.6
25	21	NELSON	124.2	12	CALEY	120.0	78	FORBER	109.0
26	17	MUGGERIDGE	123.8	78	FORBER	119.4	17	MUGGERIDGE	108.8
27	22	EVANS	123.8	6	THOMPSON	119.4	24	HAZELTON	108.8
28	70	ARCHER	123.3	24	HAZELTON	118.5	66	SUDERA	108.5
29	66	SUDERA	123.3	50	LUCKEY	118.3	88	SIMPSON	107.9
30	28	BAKER	123.3	66	SUDERA	118.1	6	THOMPSON	107.9
31	6	THOMPSON	122.6	94	CHAMBERLAIN	117.1	22	EVANS	107.8
32	55	ADAMS	120.9	55	ADAMS	116.5	55	ADAMS	107.4
33	2	MORRIS	120.2	28	BAKER	116.3	64	BLACKER	106.7
34	171	SPARROW	119.4	49	SHORE	115.7	28	BAKER	106.4
35	64	BLACKER	118.5	90	THOMSON	114.7	49	SHORE	104.5
36	90	THOMSON	118.5	171	SPARROW	113.9	171	SPARROW	103.8
37	49	SHORE	118.3	46	GOUGH	112.5	46	GOUGH	103.0
38	54	CHAMPION	117.1	64	BLACKER	110.9	90	THOMSON	103.0
39	46	GOUGH	115.7	54	CHAMPION	110.0	53	GREGORY	102.1
40	53	GREGORY	108.9	53	GREGORY	102.7			
41									
42									
43									
44									
45									

Weather / Track : Cloudy / Dry

Results can be found at www.tsl-timing.com

Silverstone GP
 Circuit Length = 3.6604 miles
 Start: 11:17 Flag 11:37 End: 11:40

Printed - 11:41 Saturday, 14 August 2021

Petro-Canada Lubricants Porsche Club Championship with Pirelli & 911 Challenge

QUALIFYING - RACE 3 - STATISTICS

Competitors Started 45
Planned Start 2021-08-14 @ 11:20:00.000
Actual Start 2021-08-14 @ 11:17:37.979
Finish Time 2021-08-14 @ 11:37:39.508
Track Length 3.6604mi.
Total Laps 313
Total Distance Covered 1145.7357mi.

Session Fastest Lap History

NO	CL	NAME	LAP TIME	TIME OF DAY	LAP	VEHICLE
23	1	Simon CLARK	2:45.149	11:20:59.138	1	Porsche Cayman S
23	1	Simon CLARK	2:40.368	11:23:39.505	2	Porsche Cayman S
112	911C	Tim BATES	2:40.051	11:24:03.273	2	Porsche 911 SC
23	1	Simon CLARK	2:35.505	11:26:15.010	3	Porsche Cayman S
23	1	Simon CLARK	2:27.572	11:28:42.582	4	Porsche Cayman S
23	1	Simon CLARK	2:26.444	11:31:09.026	5	Porsche Cayman S
14	1	Mark MCALEER	2:23.524	11:31:23.747	5	Porsche 997 C2S
23	1	Simon CLARK	2:22.629	11:33:31.655	6	Porsche Cayman S
14	1	Mark MCALEER	2:21.798	11:33:45.544	6	Porsche 997 C2S
14	1	Mark MCALEER	2:21.489	11:36:07.034	7	Porsche 997 C2S
14	1	Mark MCALEER	2:20.945	11:38:27.979	8	Porsche 997 C2S

Flag History

TYPE	TIME OF DAY
GREEN	11:17:37.979
FINISH	11:37:39.508

Flag Statistics

TYPE	COUNT	TOTAL LAPS	TOTAL TIME
Green	1	8	23:10.884
Red	0	0	0.000
Safety Car	0	0	0.000
FCY	0	0	0.000

Weather / Track : Cloudy / Dry

Petro-Canada Lubricants Porsche Club Championship with Pirelli & 911 Challenge

QUALIFYING - RACE 3 - STATISTICS

CLASS : 1

11 Starters

Fastest Lap History

NO	NAME	LAP TIME	TIME OF DAY	LAP	VEHICLE
23	Simon CLARK	2:45.149	11:20:59.138	1	Porsche Cayman S
23	Simon CLARK	2:40.368	11:23:39.505	2	Porsche Cayman S
23	Simon CLARK	2:35.505	11:26:15.010	3	Porsche Cayman S
23	Simon CLARK	2:27.572	11:28:42.582	4	Porsche Cayman S
23	Simon CLARK	2:26.444	11:31:09.026	5	Porsche Cayman S
14	Mark MCALEER	2:23.524	11:31:23.747	5	Porsche 997 C2S
23	Simon CLARK	2:22.629	11:33:31.655	6	Porsche Cayman S
14	Mark MCALEER	2:21.798	11:33:45.544	6	Porsche 997 C2S
14	Mark MCALEER	2:21.489	11:36:07.034	7	Porsche 997 C2S
14	Mark MCALEER	2:20.945	11:38:27.979	8	Porsche 997 C2S

Weather / Track : Cloudy / Dry

Results can be found at www.tsl-timing.com

Page 2 of 5

Silverstone GP
Circuit Length = 3.6604 miles
Start: 11:17 Flag 11:37 End: 11:40

Printed - 11:41 Saturday, 14 August 2021

Petro-Canada Lubricants Porsche Club Championship with Pirelli & 911 Challenge

QUALIFYING - RACE 3 - STATISTICS

CLASS : 2

14 Starters

Fastest Lap History

NO	NAME	LAP TIME	TIME OF DAY	LAP	VEHICLE
33	Kevin MOLYNEAUX	2:51.832	11:21:10.680	1	Porsche Boxster S
33	Kevin MOLYNEAUX	2:46.242	11:23:56.924	2	Porsche Boxster S
33	Kevin MOLYNEAUX	2:41.241	11:26:38.164	3	Porsche Boxster S
48	Toby BARLOW	2:35.854	11:28:05.642	3	Porsche Boxster S
33	Kevin MOLYNEAUX	2:34.954	11:29:13.117	4	Porsche Boxster S
48	Toby BARLOW	2:30.691	11:30:36.333	4	Porsche Boxster S
17	Andy MUGGERIDGE	2:29.826	11:32:19.937	5	Porsche Boxster S
48	Toby BARLOW	2:24.799	11:33:01.132	5	Porsche Boxster S

Weather / Track : Cloudy / Dry

Results can be found at www.tsl-timing.com

Page 3 of 5

Silverstone GP
Circuit Length = 3.6604 miles
Start: 11:17 Flag 11:37 End: 11:40

Printed - 11:41 Saturday, 14 August 2021

Petro-Canada Lubricants Porsche Club Championship with Pirelli & 911 Challenge

QUALIFYING - RACE 3 - STATISTICS

CLASS : 3

12 Starters

Fastest Lap History

NO	NAME	LAP TIME	TIME OF DAY	LAP	VEHICLE
78	Richard FORBER	2:57.853	11:21:51.592	1	Porsche Boxster S
78	Richard FORBER	2:49.676	11:24:41.267	2	Porsche Boxster S
32	William HESLOP	2:48.211	11:25:20.802	2	Porsche Boxster S
78	Richard FORBER	2:42.456	11:27:23.724	3	Porsche Boxster S
32	William HESLOP	2:40.916	11:28:01.718	3	Porsche Boxster S
78	Richard FORBER	2:37.810	11:30:01.533	4	Porsche Boxster S
32	William HESLOP	2:35.165	11:30:36.883	4	Porsche Boxster S
78	Richard FORBER	2:34.512	11:32:36.046	5	Porsche Boxster S
32	William HESLOP	2:31.690	11:33:08.573	5	Porsche Boxster S
32	William HESLOP	2:30.693	11:35:39.267	6	Porsche Boxster S
32	William HESLOP	2:30.275	11:38:09.541	7	Porsche Boxster S

Weather / Track : Cloudy / Dry

Results can be found at www.tsl-timing.com

Page 4 of 5

Silverstone GP
Circuit Length = 3.6604 miles
Start: 11:17 Flag 11:37 End: 11:40

Printed - 11:41 Saturday, 14 August 2021

Petro-Canada Lubricants Porsche Club Championship with Pirelli & 911 Challenge

QUALIFYING - RACE 3 - STATISTICS

CLASS : 911C

8 Starters

Fastest Lap History

NO	NAME	LAP TIME	TIME OF DAY	LAP	VEHICLE
111	NEAL / HARVEY	2:52.709	11:21:14.280	1	Porsche 964 Carrera 2
112	Tim BATES	2:48.577	11:21:23.224	1	Porsche 911 SC
112	Tim BATES	2:40.051	11:24:03.273	2	Porsche 911 SC
112	Tim BATES	2:39.422	11:26:42.696	3	Porsche 911 SC
112	Tim BATES	2:31.535	11:29:14.232	4	Porsche 911 SC
112	Tim BATES	2:31.482	11:34:18.551	6	Porsche 911 SC
112	Tim BATES	2:28.981	11:36:47.533	7	Porsche 911 SC

Weather / Track : Cloudy / Dry

Results can be found at www.tsl-timing.com

Page 5 of 5

Silverstone GP
Circuit Length = 3.6604 miles
Start: 11:17 Flag 11:37 End: 11:40


Printed - 11:41 Saturday, 14 August 2021

Petro-Canada Lubricants Porsche Club Championship with Pirelli & 911 Challenge

RACE 3 - GRID (25 minutes)

ROW 27		54	54	2:48.766 Mike CHAMPION		53	171	2:47.570 Morgan SPARROW
ROW 26	52	164	2:47.216 Roger SPARROW		51	96	2:36.839 Christian AYRES	
ROW 25		50	111	2:36.325 NEAL / HARVEY		49	50	2:34.526 Nathan LUCKEY
ROW 24	48	26	2:32.097 David BURKE		47	112	2:28.981 Tim BATES	
ROW 23								
ROW 22								
ROW 21		42	53	3:02.098 Wayne GREGORY		41	71	3:00.760 Michael JOHNSON
ROW 20	40	90	2:53.467 Sarah THOMSON		39	46	2:48.331 Matt GOUGH	
ROW 19		38	49	2:45.902 Steven SHORE		37	66	2:39.669 Vikram SUDERA
ROW 18	36	22	2:38.749 Peter EVANS		35	55	2:38.068 Scott ADAMS	
ROW 17		34	6	2:36.376 Mike THOMPSON		33	21	2:35.613 Alistair NELSON
ROW 16	32	78	2:32.865 Richard FORBER		31	32	2:30.275 William HESLOP	
ROW 15								
ROW 14								
ROW 13						25	10	3:18.377 Julian MORRIS
ROW 12	24	28	2:49.652 Andy BAKER		23	64	2:44.097 Vince BLACKER	
ROW 11		22	24	2:37.929 Carl HAZELTON		21	94	2:37.897 Jesse CHAMBERLAIN
ROW 10	20	20	2:35.681 John ALEXANDER		19	88	2:32.094 Paul SIMPSON	
ROW 9		18	8	2:31.836 Steven MORRISON		17	12	2:31.625 Bill CALEY
ROW 8	16	27	2:31.514 Kevin LUDFORD		15	70	2:30.365 Angus ARCHER	
ROW 7		14	17	2:28.708 Andy MUGGERIDGE		13	33	2:28.565 Kevin MOLYNEAUX
ROW 6	12	45	2:28.001 Paul SEAGRAVE		11	25	2:27.940 Matthew KYLE-HENNEY	
ROW 5		10	3	2:26.167 Richard ELLIS		9	2	2:25.950 Peter MORRIS
ROW 4	8	85	2:25.086 Richard BAYSTON		7	48	2:24.799 Toby BARLOW	
ROW 3		6	11	2:22.598 James CALEY		5	16	2:22.293 Kevin HARRISON
ROW 2	4	23	2:21.932 Simon CLARK		3	44	2:21.913 Jake MCALEER	
ROW 1		2	9	2:21.758 Chris DYER		1	14	2:20.945 Mark MCALEER

Pole



Silverstone GP

Circuit Length = 3.6604 miles

These results are provisional until the conclusion of any judicial and technical matters.

Clerk Of Course : Tony Watts	Stewards :	Timekeeper : Nick Palmer
------------------------------	------------	--------------------------

Petro-Canada Lubricants Porsche Club Championship with Pirelli & 911 Challenge

RACE 7 - GRID (25 minutes)

ROW 27		54	54	2:49.379 Mike CHAMPION		53	171	2:47.951 Morgan SPARROW
ROW 26	52	164	2:47.938 Roger SPARROW		51	96	2:40.558 Christian AYRES	
ROW 25		50	50	2:40.351 Nathan LUCKEY		49	111	2:36.639 NEAL / HARVEY
ROW 24	48	26	2:35.464 David BURKE		47	112	2:31.482 Tim BATES	
ROW 23								
ROW 22								
ROW 21		42	53	3:08.632 Wayne GREGORY		41	71	3:05.986 Michael JOHNSON
ROW 20	40	90	2:53.644 Sarah THOMSON		39	46	2:50.930 Matt GOUGH	
ROW 19		38	49	2:46.133 Steven SHORE		37	66	2:42.946 Vikram SUDERA
ROW 18	36	55	2:41.324 Scott ADAMS		35	22	2:39.870 Peter EVANS	
ROW 17		34	6	2:37.555 Mike THOMPSON		33	21	2:37.465 Alistair NELSON
ROW 16	32	78	2:34.512 Richard FORBER		31	32	2:30.693 William HESLOP	
ROW 15								
ROW 14								
ROW 13						25	10	Julian MORRIS
ROW 12	24	28	2:53.895 Andy BAKER		23	64	2:48.939 Vince BLACKER	
ROW 11		22	24	2:42.026 Carl HAZELTON		21	94	2:39.384 Jesse CHAMBERLAIN
ROW 10	20	12	2:37.952 Bill CALEY		19	20	2:36.944 John ALEXANDER	
ROW 9		18	27	2:35.073 Kevin LUDFORD		17	88	2:33.200 Paul SIMPSON
ROW 8	16	8	2:31.877 Steven MORRISON		15	70	2:31.168 Angus ARCHER	
ROW 7		14	25	2:30.062 Matthew KYLE-HENNEY		13	45	2:29.277 Paul SEAGRAVE
ROW 6	12	17	2:29.222 Andy MUGGERIDGE		11	33	2:28.702 Kevin MOLYNEAUX	
ROW 5		10	2	2:27.798 Peter MORRIS		9	85	2:26.587 Richard BAYSTON
ROW 4	8	44	2:26.325 Jake MCALEER		7	3	2:26.212 Richard ELLIS	
ROW 3		6	16	2:25.001 Kevin HARRISON		5	48	2:24.864 Toby BARLOW
ROW 2	4	11	2:23.729 James CALEY		3	23	2:22.629 Simon CLARK	
ROW 1		2	9	2:21.864 Chris DYER		1	14	2:21.489 Mark MCALEER

Pole

Silverstone GP

Circuit Length = 3.6604 miles

These results are provisional until the conclusion of any judicial and technical matters.

Clerk Of Course : Tony Watts	Stewards :	Timekeeper : Nick Palmer
------------------------------	------------	--------------------------

Petro-Canada Lubricants Porsche Club Championship with Pirelli & 911 Challenge

RACE 3 - CLASSIFICATION

POS	NO	CL	PIC NAME	ENTRY	LAPS	TIME	GAP	DIFF	MPH	BEST	ON
1	9	1	1 Chris DYER	Porsche Cayman S	11	26:08.998			92.38	2:20.772	3
2	14	1	2 Mark MCALEER	Porsche 997 C2S	11	26:09.428	0.430	0.430	92.36	2:20.738	2
3	23	1	3 Simon CLARK	Porsche Cayman S	11	26:12.708	3.710	3.280	92.16	2:21.082	2
4	16	1	4 Kevin HARRISON	Porsche 996 C2	11	26:13.458	4.460	0.750	92.12	2:20.834	3
5	2	1	5 Peter MORRIS	Porsche 997 C2S	11	26:23.758	14.760	10.300	91.52	2:21.819	3
6	3	1	6 Richard ELLIS	Porsche 996 C2	11	26:26.288	17.290	2.530	91.38	2:22.665	10
7	44	1	7 Jake MCALEER	Porsche Cayman S	11	26:28.412	19.414	2.124	91.25	2:22.937	3
8	85	1	8 Richard BAYSTON	Porsche 996 C2	11	26:52.544	43.546	24.132	89.89	2:23.170	3
9	48	2	1 Toby BARLOW	Porsche Boxster S	11	26:53.167	44.169	0.623	89.85	2:24.165	2
10	45	1	9 Paul SEAGRAVE	Porsche 996 C2	11	27:01.148	52.150	7.981	89.41	2:25.033	3
11	25	2	2 Matthew KYLE-HENNEY	Porsche Boxster S	11	27:01.799	52.801	0.651	89.37	2:25.415	3
12	17	2	3 Andy MUGGERIDGE	Porsche Boxster S	11	27:12.542	1:03.544	10.743	88.79	2:25.626	3
13	88	2	4 Paul SIMPSON	Porsche Boxster S	11	27:16.630	1:07.632	4.088	88.56	2:27.164	3
14	12	2	5 Bill CALEY	Porsche Boxster S	11	27:17.391	1:08.393	0.761	88.52	2:27.011	4
15	70	2	6 Angus ARCHER	Porsche Boxster S	11	27:17.538	1:08.540	0.147	88.52	2:27.347	4
16	8	2	7 Steven MORRISON	Porsche Boxster S	11	27:47.419	1:38.421	29.881	86.93	2:28.553	4
17	32	3	1 William HESLOP	Porsche Boxster S	11	27:54.282	1:45.284	6.863	86.57	2:30.569	11
18	78	3	2 Richard FORBER	Porsche Boxster S	11	27:54.906	1:45.908	0.624	86.54	2:30.372	11
19	112	911C	1 Tim BATES	Porsche 911 SC	11	28:00.600	1:51.602	5.694	86.25	2:28.846	9
20	111	911C	2 NEAL / HARVEY	Porsche 964 Carrera 2	11	28:13.592	2:04.594	12.992	85.59	2:29.865	3
21	94	2	8 Jesse CHAMBERLAIN	Porsche Boxster S	11	28:15.439	2:06.441	1.847	85.49	2:30.807	2
22	21	3	3 Alistair NELSON	Porsche Boxster S	11	28:25.334	2:16.336	9.895	85.00	2:33.125	2
23	6	3	4 Mike THOMPSON	Porsche Boxster S	10	26:11.812	1 Lap	1 Lap	83.83	2:33.827	2
24	28	2	9 Andy BAKER	Porsche Boxster S	10	26:17.123	1 Lap	5.311	83.55	2:33.650	2
25	50	911C	3 Nathan LUCKEY	Porsche 964 RS N/GT	10	26:17.834	1 Lap	0.711	83.51	2:33.332	3
26	20	1	10 John ALEXANDER	Porsche Cayman S	10	26:30.683	1 Lap	12.849	82.84	2:33.519	2
27	64	2	10 Vince BLACKER	Porsche Boxster S	10	26:43.574	1 Lap	12.891	82.17	2:33.599	2
28	55	3	5 Scott ADAMS	Porsche Boxster S	10	26:45.514	1 Lap	1.940	82.07	2:37.715	3
29	66	3	6 Vikram SUDERA	Porsche Boxster S	10	27:04.100	1 Lap	18.586	81.13	2:39.022	3
30	96	911C	4 Christian AYRES	Porsche 964	10	27:08.656	1 Lap	4.556	80.91	2:36.093	3
31	26	911C	5 David BURKE	Porsche 911 RSR	10	27:08.943	1 Lap	0.287	80.89	2:34.310	10
32	49	3	7 Steven SHORE	Porsche Boxster S	10	27:32.256	1 Lap	23.313	79.75	2:39.547	5
33	46	3	8 Matt GOUGH	Porsche Boxster S	10	28:02.101	1 Lap	29.845	78.34	2:44.711	3
34	11	1	11 James CALEY	Porsche 997 C2S	10	28:04.139	1 Lap	2.038	78.24	2:21.077	3
35	71	3	9 Michael JOHNSON	Porsche Boxster S	10	28:04.547	1 Lap	0.408	78.22	2:44.703	9
36	164	911C	6 Roger SPARROW	Porsche 911	10	28:16.115	1 Lap	11.568	77.69	2:42.681	4
37	54	911C	7 Mike CHAMPION	Porsche 911 RSR	10	28:21.618	1 Lap	5.503	77.44	2:42.768	4
38	90	3	10 Sarah THOMSON	Porsche Boxster S	10	28:43.365	1 Lap	21.747	76.46	2:46.237	10
39	171	911C	8 Morgan SPARROW	Porsche 911 2.7	9	26:27.375	2 Laps	1 Lap	74.71	2:44.086	5

NOT CLASSIFIED

DNF	27	2	Kevin LUDFORD	Porsche Boxster S	10	26:06.304	1 Lap	0.000	84.13	2:29.572	3
DNF	53	3	Wayne GREGORY	Porsche Boxster S	7	21:32.220	4 Laps	3 Laps	71.38	2:53.780	3
DNF	22	3	Peter EVANS	Porsche Boxster S	6	16:12.021	5 Laps	1 Lap	81.34	2:34.389	2
DNF	24	2	Carl HAZELTON	Porsche Boxster S	1	3:44.893	10 Laps	5 Laps	58.59		

FASTEST LAP

14	1	Mark MCALEER	Porsche 997 C2S	2	2:20.738	93.63 mph	150.68 kph
48	2	Toby BARLOW	Porsche Boxster S	2	2:24.165	91.40 mph	147.10 kph
112	911C	Tim BATES	Porsche 911 SC	9	2:28.846	88.53 mph	142.48 kph
78	3	Richard FORBER	Porsche Boxster S	11	2:30.372	87.63 mph	141.03 kph

Silverstone GP: 3.6604 miles

Race Distance: 11 Laps / 40.26 miles

Start: 14:10 Flag 14:36 End: 14:39

Weather / Track : Cloudy / Dry

These results are provisional until the conclusion of any judicial and technical matters.

Clerk Of Course : Tony Watts	Stewards :	Timekeeper : Nick Palmer
------------------------------	------------	--------------------------

Petro-Canada Lubricants Porsche Club Championship with Pirelli & 911 Challenge

RACE 3 - LAP CHART

LAP 1 @ 14:12:40.702			LAP 2 @ 14:15:02.484			LAP 3 @ 14:17:23.256			LAP 4 @ 14:19:44.388			LAP 5 @ 14:22:05.824		
NO	BEHIND	LAP TIME	NO	BEHIND	LAP TIME	NO	BEHIND	LAP TIME	NO	BEHIND	LAP TIME	NO	BEHIND	LAP TIME
9		2:24.952	9		2:21.782	9		2:20.772	9		2:21.132	9		2:21.436
23	1.238	2:26.190	23	0.538	2:21.082	23	0.927	2:21.161	14	0.694	2:20.765	14	0.268	2:21.010
14	1.908	2:26.860	14	0.864	2:20.738	14	1.061	2:20.969	23	2.082	2:22.287	16	3.049	2:22.162
16	2.151	2:27.103	16	1.482	2:21.113	16	1.544	2:20.834	16	2.323	2:21.911	23	3.747	2:23.101
85	2.977	2:27.929	2	4.003	2:22.349	2	5.050	2:21.819	11	6.403	2:22.161	11	8.449	2:23.482
2	3.436	2:28.388	11	5.069	2:22.796	11	5.374	2:21.077	2	6.884	2:22.966	2	8.787	2:23.339
11	4.055	2:29.007	85	6.200	2:25.005	85	8.598	2:23.170	85	12.234	2:24.768	44	14.592	2:23.410
44	4.573	2:29.525	3	7.072	2:23.171	3	9.239	2:22.939	44	12.618	2:24.276	85	15.818	2:25.020
3	5.683	2:30.635	44	7.309	2:24.518	44	9.474	2:22.937	3	13.084	2:24.977	3	16.128	2:24.480
48	6.528	2:31.480	48	8.911	2:24.165	48	12.633	2:24.494	48	16.593	2:25.092	53	1 Lap	2:59.094
45	7.056	2:32.008	45	11.085	2:25.811	45	15.346	2:25.033	45	20.892	2:26.678	48	20.861	2:25.704
25	7.664	2:32.616	25	11.648	2:25.766	25	16.291	2:25.415	25	21.540	2:26.381	45	25.271	2:25.815
17	8.082	2:33.034	17	12.442	2:26.142	17	17.296	2:25.626	17	22.095	2:25.931	25	26.100	2:25.996
12	8.901	2:33.853	12	14.858	2:27.739	12	21.114	2:27.028	12	26.993	2:27.011	17	26.639	2:25.980
88	10.209	2:35.161	88	15.665	2:27.238	88	22.057	2:27.164	88	28.173	2:27.248	12	32.722	2:27.165
70	10.487	2:35.439	70	16.302	2:27.597	70	22.888	2:27.358	70	29.103	2:27.347	88	34.729	2:27.992
94	13.373	2:38.325	94	22.398	2:30.807	8	31.947	2:30.074	8	39.368	2:28.553	70	35.123	2:27.456
27	13.682	2:38.634	8	22.645	2:29.955	27	33.052	2:29.572	27	42.090	2:30.170	8	46.817	2:28.885
8	14.472	2:39.424	27	24.252	2:32.352	94	33.139	2:31.513	94	43.931	2:31.924	94	53.610	2:31.115
32	14.523	2:39.475	32	24.408	2:31.667	32	35.019	2:31.383	32	44.641	2:30.754	27	54.193	2:33.539
20	16.041	2:40.993	78	26.767	2:31.789	78	36.920	2:30.925	78	46.383	2:30.595	32	54.985	2:31.780
78	16.760	2:41.712	20	27.778	2:33.519	21	43.078	2:34.986	21	55.526	2:33.580	78	56.772	2:31.825
21	17.521	2:42.473	21	28.864	2:33.125	20	44.486	2:37.480	20	58.987	2:35.633	112	1:07.728	2:30.115
28	18.269	2:43.221	28	30.137	2:33.650	28	44.982	2:35.617	112	59.049	2:30.827	21	1:08.619	2:34.529
22	19.716	2:44.668	22	32.323	2:34.389	22	46.372	2:34.821	28	1:00.581	2:36.731	20	1:15.787	2:38.236
6	22.485	2:47.437	6	34.530	2:33.827	112	49.354	2:30.418	22	1:01.634	2:36.394	22	1:16.826	2:36.628
64	23.016	2:47.968	64	34.833	2:33.599	64	50.477	2:36.416	64	1:06.288	2:36.943	111	1:16.982	2:32.009
55	24.535	2:49.487	112	39.708	2:29.080	6	50.820	2:37.062	111	1:06.409	2:31.247	28	1:18.637	2:39.492
66	25.770	2:50.722	55	42.021	2:39.268	111	56.294	2:29.865	6	1:07.829	2:38.141	64	1:18.942	2:34.090
112	32.410	2:57.362	66	43.091	2:39.103	55	58.964	2:37.715	55	1:15.722	2:37.890	6	1:20.374	2:33.981
50	37.102	3:02.054	111	47.201	2:30.554	66	1:01.341	2:39.022	50	1:15.911	2:35.488	50	1:28.353	2:33.878
46	37.668	3:02.620	50	48.995	2:33.675	50	1:01.555	2:33.332	66	1:21.650	2:41.441	55	1:32.959	2:38.673
111	38.429	3:03.381	96	1:00.374	2:40.370	96	1:15.695	2:36.093	96	1:31.206	2:36.643	66	1:41.455	2:41.241
71	39.683	3:04.635	46	1:04.342	2:48.456	46	1:28.281	2:44.711	46	1:52.308	2:45.159	96	1:47.147	2:37.377
90	41.423	3:06.375	71	1:05.861	2:47.960	71	1:30.464	2:45.375	71	1:54.220	2:44.888	49	2:16.189	2:39.547
96	41.786	3:06.738	90	1:08.507	2:48.866	90	1:36.650	2:48.915	49	1:58.078	2:39.751	46	2:16.508	2:45.636
53	49.576	3:14.528	54	1:19.103	2:48.746	49	1:39.459	2:41.055	90	2:03.664	2:48.146	71	2:18.805	2:46.021
54	52.139	3:17.091	49	1:19.176	2:43.556	54	1:42.710	2:44.379	54	2:04.346	2:42.768	26	2:20.269	2:35.615
164	54.445	3:19.397	164	1:21.002	2:48.339	164	1:44.276	2:44.046	164	2:05.825	2:42.681			
171	56.394	3:21.346	171	1:22.208	2:47.596	171	1:49.039	2:47.603	26	2:06.090	2:36.595			
26	57.163	3:22.115	53	1:27.775	2:59.981	26	1:50.627	2:40.819	171	2:13.322	2:45.415			
49	57.402	3:22.354	26	1:30.580	2:55.199	53	2:00.783	2:53.780						
24	1:19.941	3:44.893 P												

Weather / Track : Cloudy / Dry

Silverstone GP

Circuit Length = 3.6604 miles

Start: 14:10 Flag 14:36 End: 14:39

Petro-Canada Lubricants Porsche Club Championship with Pirelli & 911 Challenge

RACE 3 - LAP CHART

LAP 6 @ 14:24:28.848			LAP 7 @ 14:26:52.187			LAP 8 @ 14:29:15.422			LAP 9 @ 14:31:39.019			LAP 10 @ 14:34:01.693		
NO	BEHIND	LAP TIME	NO	BEHIND	LAP TIME	NO	BEHIND	LAP TIME	NO	BEHIND	LAP TIME	NO	BEHIND	LAP TIME
9		2:23.024	14		2:22.025	14		2:23.235	9		2:23.314	9		2:22.674
14	1.314	2:24.070	9	0.039	2:23.378	9	0.283	2:23.479	14	0.114	2:23.711	14	0.147	2:22.707
23	4.009	2:23.286	23	4.522	2:23.852	23	3.592	2:22.305	55	1 Lap	2:40.850	20	1 Lap	2:40.907
16	5.259	2:25.234	16	4.811	2:22.891	16	3.841	2:22.265	23	3.489	2:23.494	23	4.140	2:23.325
164	1 Lap	2:45.270	26	1 Lap	2:36.448	2	10.747	2:23.115	16	3.838	2:23.594	16	4.506	2:23.342
54	1 Lap	2:47.705	2	10.867	2:25.608	44	17.285	2:23.799	53	2 Laps	3:23.545 P	64	1 Lap	2:45.894
2	8.598	2:22.835	11	10.911	2:25.015	3	17.823	2:23.640	2	11.545	2:24.395	2	13.591	2:24.720
11	9.235	2:23.810	49	1 Lap	2:41.951	26	1 Lap	2:37.444	66	1 Lap	2:43.077	3	17.356	2:22.665
90	1 Lap	2:50.642	44	16.721	2:23.873	85	29.445	2:28.093	96	1 Lap	2:43.964	44	18.507	2:23.239
171	1 Lap	2:44.086	3	17.418	2:23.093	49	1 Lap	2:41.674	3	17.365	2:23.139	55	1 Lap	2:42.284
44	16.187	2:24.619	46	1 Lap	2:50.055	48	30.317	2:26.203	44	17.942	2:24.254	66	1 Lap	2:42.975
3	17.664	2:24.560	71	1 Lap	2:48.724	45	39.396	2:27.689	85	32.514	2:26.666	85	38.045	2:28.205
85	20.420	2:27.626	85	24.587	2:27.506	25	41.549	2:29.168	48	33.587	2:26.867	96	1 Lap	2:43.583
48	23.290	2:25.453	48	27.349	2:27.398	46	1 Lap	2:48.244	26	1 Lap	2:35.676	48	39.104	2:28.191
45	29.531	2:27.284	54	1 Lap	2:45.786	71	1 Lap	2:48.608	45	42.704	2:26.905	45	47.630	2:27.600
25	30.543	2:27.467	164	1 Lap	2:49.512	17	48.668	2:37.234	25	44.402	2:26.450	25	48.114	2:26.386
17	31.036	2:27.421	17	34.669	2:26.972	12	50.085	2:31.361	49	1 Lap	2:41.180	26	1 Lap	2:34.722
12	37.207	2:27.509	45	34.942	2:28.750	70	51.186	2:28.928	17	53.175	2:28.104	17	58.051	2:27.550
88	40.226	2:28.521	25	35.616	2:28.412	88	51.499	2:29.425	12	56.216	2:29.728	88	1:02.328	2:28.423
70	40.516	2:28.417	90	1 Lap	2:50.759	54	1 Lap	2:48.271	88	56.579	2:28.677	12	1:02.969	2:29.427
8	54.301	2:30.508	12	41.959	2:28.091	164	1 Lap	2:47.488	70	57.004	2:29.415	70	1:03.266	2:28.936
53	1 Lap	3:03.688	88	45.309	2:28.422	90	1 Lap	2:52.083	46	1 Lap	2:46.621	49	1 Lap	2:41.575
94	1:03.012	2:32.426	70	45.493	2:28.316	8	1:11.313	2:32.517	71	1 Lap	2:48.303	8	1:29.037	2:33.201
32	1:03.279	2:31.318	8	1:02.031	2:31.069	32	1:21.525	2:31.846	54	1 Lap	2:44.411	46	1 Lap	2:45.617
78	1:04.322	2:30.574	78	1:12.781	2:31.798	78	1:21.753	2:32.207	8	1:18.510	2:30.794	71	1 Lap	2:44.703
27	1:04.644	2:33.475	32	1:12.914	2:32.974	27	1:21.916	2:31.935	164	1 Lap	2:45.269	32	1:37.770	2:31.127
112	1:14.343	2:29.639	27	1:13.216	2:31.911	94	1:24.454	2:32.961	32	1:29.317	2:31.389	78	1:38.591	2:31.555
21	1:19.120	2:33.525	94	1:14.728	2:35.055	112	1:28.246	2:29.888	78	1:29.710	2:31.554	164	1 Lap	2:48.238
111	1:24.261	2:30.303	171	1 Lap	3:31.481	111	1:39.040	2:31.254	90	1 Lap	2:49.353	112	1:44.471	2:33.650
20	1:32.027	2:39.264	112	1:21.593	2:30.589	21	1:41.879	2:35.060	112	1:33.495	2:28.846	54	1 Lap	2:51.385
6	1:34.212	2:36.862	21	1:30.054	2:34.273	11	1:46.952	3:59.276 P	94	1:36.218	2:35.361	11	1 Lap	4:49.024
28	1:34.961	2:39.348	111	1:31.021	2:30.099	171	1 Lap	2:51.313	27	1:45.448	2:47.129	94	1:50.753	2:37.209
64	1:39.117	2:43.199	53	1 Lap	2:57.604	6	1:59.975	2:35.403	111	1:46.813	2:31.370	111	1:56.068	2:31.929
50	1:40.201	2:34.872	6	1:47.807	2:36.934	28	2:03.084	2:36.952	21	1:52.906	2:34.624	21	2:05.849	2:35.617
55	1:50.039	2:40.104	20	1:48.659	2:39.971	50	2:05.730	2:37.264	6	2:11.841	2:35.463	90	1 Lap	3:01.989
22	1:58.923	3:05.121 P	28	1:49.367	2:37.745	20	2:07.194	2:41.770	171	1 Lap	2:48.385	27	2:20.361	2:57.587 P
66	2:00.265	2:41.834	50	1:51.701	2:34.839	64	2:11.981	2:41.177	28	2:15.605	2:36.118			
96	2:03.457	2:39.334	64	1:54.039	2:38.261				50	2:16.412	2:34.279			
			55	2:07.343	2:40.643									
			66	2:18.548	2:41.622									
			96	2:20.035	2:39.917									

Weather / Track : Cloudy / Dry

Silverstone GP

Circuit Length = 3.6604 miles

Start: 14:10 Flag 14:36 End: 14:39

Petro-Canada Lubricants Porsche Club Championship with Pirelli & 911 Challenge

RACE 3 - LAP CHART

LAP 11 @ 14:36:24.748		
NO	BEHIND	LAP TIME
9		2:23.055
14	0.430	2:23.338
6	1 Lap	2:36.702
23	3.710	2:22.625
16	4.460	2:23.009
28	1 Lap	2:38.249
50	1 Lap	2:38.153
2	14.760	2:24.224
3	17.290	2:22.989
171	2 Laps	2:50.150
44	19.414	2:23.962
20	1 Lap	2:42.910
64	1 Lap	2:46.027
55	1 Lap	2:38.600
85	43.546	2:28.556
48	44.169	2:28.120
45	52.150	2:27.575
25	52.801	2:27.742
66	1 Lap	2:43.063
96	1 Lap	2:44.637
26	1 Lap	2:34.310
17	1:03.544	2:28.548
88	1:07.632	2:28.359
12	1:08.393	2:28.479
70	1:08.540	2:28.329
49	1 Lap	2:39.613
8	1:38.421	2:32.439
32	1:45.284	2:30.569
78	1:45.908	2:30.372
112	1:51.602	2:30.186
46	1 Lap	2:44.982
11	1 Lap	2:28.491
71	1 Lap	2:45.330
111	2:04.594	2:31.581
94	2:06.441	2:38.743
164	1 Lap	2:45.875
54	1 Lap	2:51.076
21	2:16.336	2:33.542
90	1 Lap	2:46.237

Weather / Track : Cloudy / Dry

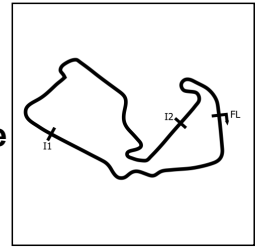
Results can be found at www.tsl-timing.com

Page 3 of 3

Silverstone GP
Circuit Length = 3.6604 miles
Start: 14:10 Flag 14:36 End: 14:39

Printed - 14:40 Saturday, 14 August 2021

Petro-Canada Lubricants Porsche Club Championship with Pirelli & 911 Challenge



RACE 3 - SECTOR ANALYSIS

SECTOR 1 = FL to I1, SECTOR 2 = I1 to I2, SECTOR 3 = I2 to FL, DIFF = Difference To Personal Best Lap, P = Crossed Finish Line in Pit Lane, D = Time Disallowed

P1		9 1		Chris DYER		Porsche Cayman S				
IDEAL LAP TIME : 2:20.679		BEST LAP TIME : 2:20.772		DIFFERENCE : 0.093						
LAP	SECTOR 1	SECTOR 2	SECTOR 3	LAP TIME	MPH	DIFF	TIME OF DAY			
1 -		133.4	1:13.012	128.0	25.724	116.3	2:24.952	90.91	4.180	14:12:40.702
2 -	42.950	135.0	1:13.258	127.3	25.574	117.4	2:21.782	92.94	1.010	14:15:02.484
3 -	42.946	134.7	1:12.171	129.0	25.655	116.8	2:20.772 (1)	93.61		14:17:23.256
4 -	42.934	133.9	1:12.581	128.0	25.617	117.0	2:21.132 (2)	93.37	0.360	14:19:44.388
5 -	43.067	135.0	1:12.459	128.8	25.910	117.0	2:21.436 (3)	93.17	0.664	14:22:05.824
6 -	43.165	133.4	1:14.207	128.3	25.652	116.6	2:23.024	92.13	2.252	14:24:28.848
7 -	44.178	132.8	1:13.336	131.3	25.864	117.0	2:23.378	91.90	2.606	14:26:52.226
8 -	43.635	134.2	1:13.200	130.0	26.644	117.6	2:23.479	91.84	2.707	14:29:15.705
9 -	44.130	134.2	1:13.130	130.3	26.054	115.9	2:23.314	91.95	2.542	14:31:39.019
10 -	43.298	133.9	1:12.726	129.8	26.650	116.6	2:22.674	92.36	1.902	14:34:01.693
11 -	43.517	134.7	1:13.600	129.3	25.938	116.6	2:23.055	92.11	2.283	14:36:24.748

P2		14 1		Mark MCALEER		Porsche 997 C2S				
IDEAL LAP TIME : 2:20.183		BEST LAP TIME : 2:20.738		DIFFERENCE : 0.555						
LAP	SECTOR 1	SECTOR 2	SECTOR 3	LAP TIME	MPH	DIFF	TIME OF DAY			
1 -		136.6	1:14.403	131.8	25.830	119.5	2:26.860	89.72	6.122	14:12:42.610
2 -	43.280	138.0	1:11.920	132.3	25.538	121.3	2:20.738 (1)	93.63		14:15:03.348
3 -	43.105	137.7	1:12.206	133.1	25.658	121.3	2:20.969 (3)	93.48	0.231	14:17:24.317
4 -	43.498	136.9	1:11.719	132.3	25.548	121.5	2:20.765 (2)	93.61	0.027	14:19:45.082
5 -	42.926	137.7	1:11.891	131.5	26.193	120.8	2:21.010	93.45	0.272	14:22:06.092
6 -	43.542	137.2	1:14.501	130.3	26.027	121.1	2:24.070	91.46	3.332	14:24:30.162
7 -	43.218	136.3	1:12.346	132.6	26.461	119.1	2:22.025	92.78	1.287	14:26:52.187
8 -	44.159	136.9	1:12.836	130.8	26.240	120.4	2:23.235	92.00	2.497	14:29:15.422
9 -	44.412	131.3	1:13.265	127.3	26.034	117.2	2:23.711	91.69	2.973	14:31:39.133
10 -	43.833	136.3	1:12.299	133.4	26.575	121.1	2:22.707	92.34	1.969	14:34:01.840
11 -	43.924	137.5	1:13.160	128.8	26.254	118.9	2:23.338	91.93	2.600	14:36:25.178

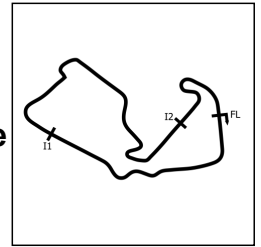
P3		23 1		Simon CLARK		Porsche Cayman S				
IDEAL LAP TIME : 2:20.662		BEST LAP TIME : 2:21.082		DIFFERENCE : 0.420						
LAP	SECTOR 1	SECTOR 2	SECTOR 3	LAP TIME	MPH	DIFF	TIME OF DAY			
1 -		136.6	1:13.757	130.5	25.528	118.9	2:26.190	90.14	5.108	14:12:41.940
2 -	43.262	135.2	1:12.090	131.5	25.730	120.4	2:21.082 (1)	93.40		14:15:03.022
3 -	43.044	136.3	1:12.203	131.5	25.914	117.8	2:21.161 (2)	93.35	0.079	14:17:24.183
4 -	44.242	136.3	1:12.114	131.0	25.931	118.2	2:22.287 (3)	92.61	1.205	14:19:46.470
5 -	43.277	135.8	1:14.000	129.8	25.824	118.0	2:23.101	92.08	2.019	14:22:09.571
6 -	43.323	136.6	1:13.727	128.5	26.236	117.0	2:23.286	91.96	2.204	14:24:32.857
7 -	43.606	135.5	1:14.271	130.3	25.975	117.2	2:23.852	91.60	2.770	14:26:56.709
8 -	43.382	134.4	1:13.015	131.0	25.908	118.9	2:22.305	92.60	1.223	14:29:19.014
9 -	44.085	134.4	1:13.659	130.3	25.750	117.6	2:23.494	91.83	2.412	14:31:42.508
10 -	43.400	135.2	1:13.987	129.0	25.938	117.6	2:23.325	91.94	2.243	14:34:05.833
11 -	43.462	135.2	1:13.232	130.0	25.931	118.2	2:22.625	92.39	1.543	14:36:28.458

P4		16 1		Kevin HARRISON		Porsche 996 C2				
IDEAL LAP TIME : 2:20.489		BEST LAP TIME : 2:20.834		DIFFERENCE : 0.345						
LAP	SECTOR 1	SECTOR 2	SECTOR 3	LAP TIME	MPH	DIFF	TIME OF DAY			
1 -		133.6	1:13.582	131.5	25.852	120.8	2:27.103	89.58	6.269	14:12:42.853
2 -	43.684	136.9	1:11.747	133.1	25.682	121.1	2:21.113 (2)	93.38	0.279	14:15:03.966
3 -	43.060	137.2	1:12.071	133.1	25.703	120.8	2:20.834 (1)	93.56		14:17:24.800
4 -	43.972	136.9	1:11.910	126.6	26.029	121.3	2:21.911 (3)	92.85	1.077	14:19:46.711
5 -	43.438	137.2	1:12.901	131.3	25.823	120.4	2:22.162	92.69	1.328	14:22:08.873
6 -	43.683	135.2	1:14.068	124.7	27.483	117.8	2:25.234	90.73	4.400	14:24:34.107
7 -	43.646	135.2	1:13.378	133.1	25.867	121.1	2:22.891	92.22	2.057	14:26:56.998
8 -	43.873	131.3	1:12.629	132.6	25.763	121.1	2:22.265	92.62	1.431	14:29:19.263
9 -	44.132	135.0	1:13.678	132.6	25.784	121.1	2:23.594	91.77	2.760	14:31:42.857
10 -	43.363	135.5	1:13.849	121.5	26.130	120.2	2:23.342	91.93	2.508	14:34:06.199
11 -	43.618	135.2	1:13.130	132.1	26.261	120.6	2:23.009	92.14	2.175	14:36:29.208

Weather / Track : Cloudy / Dry

Silverstone GP
Circuit Length = 3.6604 miles
Start: 14:10 Flag 14:36 End: 14:39

Petro-Canada Lubricants Porsche Club Championship with Pirelli & 911 Challenge



RACE 3 - SECTOR ANALYSIS

SECTOR 1 = FL to I1, SECTOR 2 = I1 to I2, SECTOR 3 = I2 to FL, DIFF = Difference To Personal Best Lap, P = Crossed Finish Line in Pit Lane, D = Time Disallowed

P5		2 1		Peter MORRIS			Porsche 997 C2S			
IDEAL LAP TIME : 2:21.566		BEST LAP TIME : 2:21.819			DIFFERENCE : 0.253					
LAP	SECTOR 1		SECTOR 2		SECTOR 3		LAP TIME	MPH	DIFF	TIME OF DAY
1 -		135.5	1:14.672	129.8	25.858	119.1	2:28.388	88.80	6.569	14:12:44.138
2 -	43.833	136.6	1:12.875	129.8	25.641	120.2	2:22.349 (2)	92.57	0.530	14:15:06.487
3 -	43.455	135.8	1:12.569	129.5	25.795	119.5	2:21.819 (1)	92.91		14:17:28.306
4 -	43.356	135.0	1:13.268	128.5	26.342	119.5	2:22.966	92.17	1.147	14:19:51.272
5 -	44.135	136.3	1:13.152	128.5	26.052	120.4	2:23.339	91.93	1.520	14:22:14.611
6 -	43.393	135.8	1:13.338	129.0	26.104	119.3	2:22.835 (3)	92.25	1.016	14:24:37.446
7 -	46.434	135.2	1:13.318	131.5	25.856	119.1	2:25.608	90.50	3.789	14:27:03.054
8 -	44.044	134.4	1:13.067	130.0	26.004	119.5	2:23.115	92.07	1.296	14:29:26.169
9 -	43.763	134.2	1:14.392	128.8	26.240	119.5	2:24.395	91.26	2.576	14:31:50.564
10 -	44.593	134.4	1:13.955	130.5	26.172	119.1	2:24.720	91.05	2.901	14:34:15.284
11 -	43.794	133.9	1:13.939	128.5	26.491	119.3	2:24.224	91.37	2.405	14:36:39.508

P6		3 1		Richard ELLIS			Porsche 996 C2			
IDEAL LAP TIME : 2:21.387		BEST LAP TIME : 2:22.665			DIFFERENCE : 1.278					
LAP	SECTOR 1		SECTOR 2		SECTOR 3		LAP TIME	MPH	DIFF	TIME OF DAY
1 -		133.6	1:15.215	125.6	26.127	117.8	2:30.635	87.48	7.970	14:12:46.385
2 -	43.547	132.8	1:13.619	127.0	26.005	117.6	2:23.171	92.04	0.506	14:15:09.556
3 -	43.612	133.1	1:13.478	128.5	25.849	117.4	2:22.939 (2)	92.19	0.274	14:17:32.495
4 -	44.226	132.1	1:14.592	129.0	26.159	117.6	2:24.977	90.89	2.312	14:19:57.472
5 -	44.016	132.3	1:14.382	128.3	26.082	117.2	2:24.480	91.20	1.815	14:22:21.952
6 -	45.257	129.5	1:13.490	127.0	25.813	117.0	2:24.560	91.15	1.895	14:24:46.512
7 -	43.811	132.1	1:12.994	127.8	26.288	116.6	2:23.093	92.09	0.428	14:27:09.605
8 -	43.657	132.3	1:14.063	126.8	25.920	117.2	2:23.640	91.74	0.975	14:29:33.245
9 -	43.422	132.3	1:13.847	124.9	25.870	117.4	2:23.139	92.06	0.474	14:31:56.384
10 -	44.597	131.0	1:12.265	125.6	25.803	116.8	2:22.665 (1)	92.36		14:34:19.049
11 -	43.319	131.0	1:13.656	125.6	26.014	116.3	2:22.989 (3)	92.15	0.324	14:36:42.038

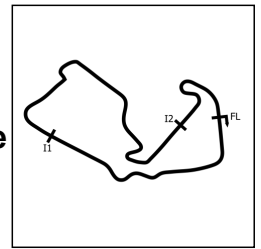
P7		44 1		Jake MCALEER			Porsche Cayman S			
IDEAL LAP TIME : 2:22.033		BEST LAP TIME : 2:22.937			DIFFERENCE : 0.904					
LAP	SECTOR 1		SECTOR 2		SECTOR 3		LAP TIME	MPH	DIFF	TIME OF DAY
1 -		135.8	1:16.284	127.8	26.005	119.3	2:29.525	88.13	6.588	14:12:45.275
2 -	43.387	137.2	1:14.986	128.5	26.145	119.3	2:24.518	91.18	1.581	14:15:09.793
3 -	43.796	136.6	1:13.257	133.1	25.884	119.3	2:22.937 (1)	92.19		14:17:32.730
4 -	44.017	135.8	1:14.233	131.0	26.026	119.1	2:24.276	91.33	1.339	14:19:57.006
5 -	44.243	135.5	1:13.200	130.8	25.967	119.7	2:23.410 (3)	91.88	0.473	14:22:20.416
6 -	43.352	135.8	1:15.310	130.3	25.957	119.3	2:24.619	91.12	1.682	14:24:45.035
7 -	44.694	135.2	1:13.173	131.3	26.006	119.3	2:23.873	91.59	0.936	14:27:08.908
8 -	43.893	133.9	1:13.944	130.5	25.962	118.9	2:23.799	91.64	0.862	14:29:32.707
9 -	43.574	134.4	1:14.613	131.3	26.067	119.5	2:24.254	91.35	1.317	14:31:56.961
10 -	44.386	135.5	1:12.797	132.1	26.056	118.9	2:23.239 (2)	91.99	0.302	14:34:20.200
11 -	43.594	135.8	1:13.552	131.0	26.816	110.9	2:23.962	91.53	1.025	14:36:44.162

P8		85 1		Richard BAYSTON			Porsche 996 C2			
IDEAL LAP TIME : 2:23.103		BEST LAP TIME : 2:23.170			DIFFERENCE : 0.067					
LAP	SECTOR 1		SECTOR 2		SECTOR 3		LAP TIME	MPH	DIFF	TIME OF DAY
1 -		133.9	1:13.249	130.5	25.944	118.4	2:27.929	89.08	4.759	14:12:43.679
2 -	44.230	133.1	1:14.572	130.0	26.203	117.8	2:25.005 (3)	90.87	1.835	14:15:08.684
3 -	44.297	133.4	1:13.090	129.5	25.783	117.6	2:23.170 (1)	92.04		14:17:31.854
4 -	44.697	132.6	1:13.767	129.0	26.304	117.0	2:24.768 (2)	91.02	1.598	14:19:56.622
5 -	44.677	132.3	1:14.122	130.3	26.221	117.2	2:25.020	90.86	1.850	14:22:21.642
6 -	45.861	133.1	1:15.281	129.5	26.484	117.2	2:27.626	89.26	4.456	14:24:49.268
7 -	44.982	132.1	1:15.683	128.8	26.841	117.2	2:27.506	89.33	4.336	14:27:16.774
8 -	45.999	131.0	1:15.246	126.3	26.848	116.8	2:28.093	88.98	4.923	14:29:44.867
9 -	45.132	123.1	1:14.701	128.0	26.833	116.8	2:26.666	89.84	3.496	14:32:11.533
10 -	46.683	129.0	1:15.037	128.8	26.485	112.0	2:28.205	88.91	5.035	14:34:39.738
11 -	46.438	129.8	1:15.449	127.3	26.669	116.8	2:28.556	88.70	5.386	14:37:08.294

Weather / Track : Cloudy / Dry

Silverstone GP
Circuit Length = 3.6604 miles
Start: 14:10 Flag 14:36 End: 14:39

Petro-Canada Lubricants Porsche Club Championship with Pirelli & 911 Challenge



RACE 3 - SECTOR ANALYSIS

SECTOR 1 = FL to I1, SECTOR 2 = I1 to I2, SECTOR 3 = I2 to FL, DIFF = Difference To Personal Best Lap, P = Crossed Finish Line in Pit Lane, D = Time Disallowed

P9 48 2		Toby BARLOW		Porsche Boxster S								
IDEAL LAP TIME : 2:23.941		BEST LAP TIME : 2:24.165		DIFFERENCE : 0.224								
LAP	SECTOR 1	SECTOR 2	SECTOR 3	LAP TIME	MPH	DIFF	TIME OF DAY					
1 -		126.8	1:14.772	117.1	26.951	112.9	2:31.480	86.99	7.315	14:12:47.230		
2 -	44.067	127.0	1:13.580	120.0	26.518	112.2	2:24.165 (1)	91.40		14:15:11.395		
3 -	44.282	127.3	1:13.737	123.1	26.475	111.8	2:24.494 (2)	91.19	0.329	14:17:35.889		
4 -	44.367	125.9	1:14.147	123.1	26.578	111.8	2:25.092 (3)	90.82	0.927	14:20:00.981		
5 -	44.879	125.4	1:14.179	120.2	26.646	111.4	2:25.704	90.44	1.539	14:22:26.685		
6 -	44.854	125.9	1:14.305	123.3	26.294	111.8	2:25.453	90.59	1.288	14:24:52.138		
7 -	44.561	125.9	1:16.341	122.9	26.496	111.4	2:27.398	89.40	3.233	14:27:19.536		
8 -	45.261	124.9	1:14.472	121.1	26.470	111.8	2:26.203	90.13	2.038	14:29:45.739		
9 -	44.752	125.6	1:15.636	122.0	26.479	111.6	2:26.867	89.72	2.702	14:32:12.606		
10 -	46.347	123.5	1:15.288	122.9	26.556	111.8	2:28.191	88.92	4.026	14:34:40.797		
11 -	45.994	125.6	1:15.442	122.9	26.684	111.2	2:28.120	88.96	3.955	14:37:08.917		

P10 45 1		Paul SEAGRAVE		Porsche 996 C2								
IDEAL LAP TIME : 2:24.757		BEST LAP TIME : 2:25.033		DIFFERENCE : 0.276								
LAP	SECTOR 1	SECTOR 2	SECTOR 3	LAP TIME	MPH	DIFF	TIME OF DAY					
1 -		131.5	1:15.729	127.3	26.360	116.3	2:32.008	86.69	6.975	14:12:47.758		
2 -	44.440	132.1	1:14.964	125.6	26.407	115.9	2:25.811 (2)	90.37	0.778	14:15:13.569		
3 -	44.716	131.0	1:13.974	126.1	26.343	116.8	2:25.033 (1)	90.86		14:17:38.602		
4 -	44.860	131.3	1:15.269	124.9	26.549	116.6	2:26.678	89.84	1.645	14:20:05.280		
5 -	44.864	131.3	1:14.576	125.6	26.375	116.3	2:25.815 (3)	90.37	0.782	14:22:31.095		
6 -	45.545	130.8	1:15.321	127.5	26.418	117.0	2:27.284	89.47	2.251	14:24:58.379		
7 -	45.230	131.0	1:15.187	126.3	28.333	115.3	2:28.750	88.59	3.717	14:27:27.129		
8 -	45.408	130.3	1:15.717	124.9	26.564	115.9	2:27.689	89.22	2.656	14:29:54.818		
9 -	45.303	130.5	1:14.829	128.0	26.773	116.1	2:26.905	89.70	1.872	14:32:21.723		
10 -	45.163	130.8	1:15.236	128.3	27.201	114.3	2:27.600	89.28	2.567	14:34:49.323		
11 -	45.085	131.5	1:15.780	125.6	26.710	116.1	2:27.575	89.29	2.542	14:37:16.898		

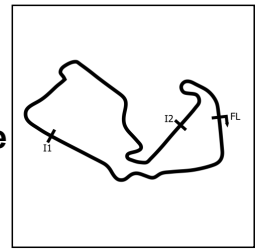
P11 25 2		Matthew KYLE-HENNEY		Porsche Boxster S								
IDEAL LAP TIME : 2:25.248		BEST LAP TIME : 2:25.415		DIFFERENCE : 0.167								
LAP	SECTOR 1	SECTOR 2	SECTOR 3	LAP TIME	MPH	DIFF	TIME OF DAY					
1 -		126.3	1:15.281	123.1	26.634	112.4	2:32.616	86.34	7.201	14:12:48.366		
2 -	44.591	127.0	1:14.765	121.7	26.410	112.0	2:25.766 (2)	90.40	0.351	14:15:14.132		
3 -	44.758	126.1	1:14.291	122.0	26.366	112.0	2:25.415 (1)	90.62		14:17:39.547		
4 -	44.753	125.9	1:15.038	120.0	26.590	111.8	2:26.381	90.02	0.966	14:20:05.928		
5 -	44.847	125.6	1:14.515	121.5	26.634	110.7	2:25.996 (3)	90.26	0.581	14:22:31.924		
6 -	45.394	125.6	1:15.093	120.2	26.980	111.0	2:27.467	89.36	2.052	14:24:59.391		
7 -	44.802	126.1	1:15.060	121.3	28.550	110.7	2:28.412	88.79	2.997	14:27:27.803		
8 -	45.577	125.6	1:15.550	121.1	28.041	110.1	2:29.168	88.34	3.753	14:29:56.971		
9 -	44.756	125.2	1:14.923	120.6	26.771	110.1	2:26.450	89.98	1.035	14:32:23.421		
10 -	44.960	125.2	1:14.577	122.0	26.849	110.7	2:26.386	90.02	0.971	14:34:49.807		
11 -	45.255	126.1	1:15.657	118.5	26.830	110.7	2:27.742	89.19	2.327	14:37:17.549		

P12 17 2		Andy MUGGERIDGE		Porsche Boxster S								
IDEAL LAP TIME : 2:25.355		BEST LAP TIME : 2:25.626		DIFFERENCE : 0.271								
LAP	SECTOR 1	SECTOR 2	SECTOR 3	LAP TIME	MPH	DIFF	TIME OF DAY					
1 -		127.3	1:15.467	122.6	26.681	109.9	2:33.034	86.10	7.408	14:12:48.784		
2 -	44.877	126.3	1:14.930	121.1	26.335	110.3	2:26.142	90.17	0.516	14:15:14.926		
3 -	44.927	125.2	1:14.373	123.1	26.326	110.7	2:25.626 (1)	90.49		14:17:40.552		
4 -	44.849	124.5	1:14.604	120.4	26.478	110.9	2:25.931 (2)	90.30	0.305	14:20:06.483		
5 -	44.656	125.6	1:14.602	121.5	26.722	110.5	2:25.980 (3)	90.27	0.354	14:22:32.463		
6 -	45.255	123.5	1:14.952	122.9	27.214	110.5	2:27.421	89.38	1.795	14:24:59.884		
7 -	44.756	125.6	1:15.118	120.9	27.098	108.5	2:26.972	89.66	1.346	14:27:26.856		
8 -	46.283	124.2	1:15.741	119.6	35.210	109.2	2:37.234	83.81	11.608	14:30:04.090		
9 -	46.315	121.3	1:14.866	122.4	26.923	107.9	2:28.104	88.97	2.478	14:32:32.194		
10 -	45.445	124.5	1:15.378	122.6	26.727	108.1	2:27.550	89.31	1.924	14:34:59.744		
11 -	45.650	123.3	1:15.845	122.4	27.053	108.7	2:28.548	88.71	2.922	14:37:28.292		

Weather / Track : Cloudy / Dry

Silverstone GP
Circuit Length = 3.6604 miles
Start: 14:10 Flag 14:36 End: 14:39

Petro-Canada Lubricants Porsche Club Championship with Pirelli & 911 Challenge



RACE 3 - SECTOR ANALYSIS

SECTOR 1 = FL to I1, SECTOR 2 = I1 to I2, SECTOR 3 = I2 to FL, DIFF = Difference To Personal Best Lap, P = Crossed Finish Line in Pit Lane, D = Time Disallowed

P13 88 2		Paul SIMPSON		Porsche Boxster S									
IDEAL LAP TIME : 2:26.493		BEST LAP TIME : 2:27.164		DIFFERENCE : 0.671									
LAP	SECTOR 1	SECTOR 2	SECTOR 3	LAP TIME	MPH	DIFF	TIME OF DAY						
1 -		127.5	1:16.318	122.6	26.523	109.2	2:35.161	84.92	7.997	14:12:50.911			
2 -	45.630	125.2	1:15.223	121.5	26.385		2:27.238 (2)	89.49	0.074	14:15:18.149			
3 -	45.160	128.0	1:15.327	121.7	26.677	112.8	2:27.164 (1)	89.54		14:17:45.313			
4 -	45.505	126.1	1:14.948	122.9	26.795	111.2	2:27.248 (3)	89.49	0.084	14:20:12.561			
5 -	45.576	128.3	1:15.425	123.8	26.991		2:27.992	89.04	0.828	14:22:40.553			
6 -	45.849	128.0	1:15.650	123.1	27.022		2:28.521	88.72	1.357	14:25:09.074			
7 -	45.716	125.9	1:15.850	122.6	26.856		2:28.422	88.78	1.258	14:27:37.496			
8 -	45.439	126.1	1:17.198	122.2	26.788	113.1	2:29.425	88.19	2.261	14:30:06.921			
9 -	45.680	128.3	1:16.368	122.9	26.629	110.7	2:28.677	88.63	1.513	14:32:35.598			
10 -	45.590	127.8	1:16.274	121.3	26.559		2:28.423	88.78	1.259	14:35:04.021			
11 -	45.632	126.6	1:15.835	122.9	26.892		2:28.359	88.82	1.195	14:37:32.380			

P14 12 2		Bill CALEY		Porsche Boxster S									
IDEAL LAP TIME : 2:26.950		BEST LAP TIME : 2:27.011		DIFFERENCE : 0.061									
LAP	SECTOR 1	SECTOR 2	SECTOR 3	LAP TIME	MPH	DIFF	TIME OF DAY						
1 -		124.9	1:15.503	120.2	26.774	110.3	2:33.853	85.65	6.842	14:12:49.603			
2 -	45.499	123.8	1:15.589	118.1	26.651	109.4	2:27.739	89.19	0.728	14:15:17.342			
3 -	45.249	123.3	1:15.151	118.3	26.628	109.6	2:27.028 (2)	89.62	0.017	14:17:44.370			
4 -	45.310	122.9	1:15.081	118.5	26.620	109.6	2:27.011 (1)	89.63		14:20:11.381			
5 -	45.341	123.8	1:15.139	118.7	26.685	109.2	2:27.165 (3)	89.54	0.154	14:22:38.546			
6 -	45.392	123.5	1:15.274	119.4	26.843	109.2	2:27.509	89.33	0.498	14:25:06.055			
7 -	45.361	123.5	1:15.762	118.7	26.968	109.0	2:28.091	88.98	1.080	14:27:34.146			
8 -	46.923	121.3	1:17.451	118.9	26.987	109.2	2:31.361	87.06	4.350	14:30:05.507			
9 -	46.573	123.1	1:16.266	118.7	26.889	108.8	2:29.728	88.01	2.717	14:32:35.235			
10 -	45.596	123.8	1:16.716	118.5	27.115	109.6	2:29.427	88.18	2.416	14:35:04.662			
11 -	45.675	124.0	1:15.663	121.3	27.141	109.2	2:28.479	88.75	1.468	14:37:33.141			

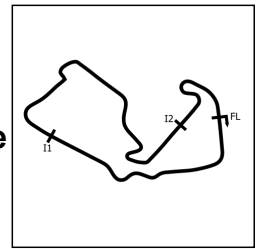
P15 70 2		Angus ARCHER		Porsche Boxster S									
IDEAL LAP TIME : 2:26.875		BEST LAP TIME : 2:27.347		DIFFERENCE : 0.472									
LAP	SECTOR 1	SECTOR 2	SECTOR 3	LAP TIME	MPH	DIFF	TIME OF DAY						
1 -		126.8	1:16.302	121.1	26.882	111.0	2:35.439	84.77	8.092	14:12:51.189			
2 -	45.619	127.3	1:15.159	123.3	26.819	111.2	2:27.597	89.28	0.250	14:15:18.786			
3 -	45.217	126.6	1:15.263	122.6	26.878	111.4	2:27.358 (2)	89.42	0.011	14:17:46.144			
4 -	45.618	123.5	1:15.095	122.4	26.634	111.0	2:27.347 (1)	89.43		14:20:13.491			
5 -	45.146	126.3	1:15.472	121.1	26.838	110.3	2:27.456 (3)	89.36	0.109	14:22:40.947			
6 -	45.968	124.7	1:15.665	122.2	26.784	110.9	2:28.417	88.78	1.070	14:25:09.364			
7 -	45.861	124.7	1:15.618	123.3	26.837	111.0	2:28.316	88.84	0.969	14:27:37.680			
8 -	45.985	124.2	1:16.271	122.0	26.672	111.2	2:28.928	88.48	1.581	14:30:06.608			
9 -	45.655	125.4	1:16.991	123.1	26.769	111.2	2:29.415	88.19	2.068	14:32:36.023			
10 -	45.436	126.6	1:16.560	120.2	26.940	110.9	2:28.936	88.47	1.589	14:35:04.959			
11 -	45.819	122.6	1:15.596	122.2	26.914	110.7	2:28.329	88.84	0.982	14:37:33.288			

P16 8 2		Steven MORRISON		Porsche Boxster S									
IDEAL LAP TIME : 2:28.335		BEST LAP TIME : 2:28.553		DIFFERENCE : 0.218									
LAP	SECTOR 1	SECTOR 2	SECTOR 3	LAP TIME	MPH	DIFF	TIME OF DAY						
1 -		126.6	1:18.964	121.3	27.492	110.1	2:39.424	82.65	10.871	14:12:55.174			
2 -	45.975	125.9	1:16.719	122.0	27.261	110.5	2:29.955 (3)	87.87	1.402	14:15:25.129			
3 -	46.131	126.3	1:17.095	118.7	26.848	110.1	2:30.074	87.80	1.521	14:17:55.203			
4 -	45.619	125.6	1:16.042	120.0	26.892	109.9	2:28.553 (1)	88.70		14:20:23.756			
5 -	45.445	125.6	1:16.495	121.1	26.945	110.1	2:28.885 (2)	88.50	0.332	14:22:52.641			
6 -	46.128	122.9	1:16.788	120.2	27.592	109.7	2:30.508	87.55	1.955	14:25:23.149			
7 -	46.620	123.1	1:17.185	121.3	27.264	109.7	2:31.069	87.23	2.516	14:27:54.218			
8 -	46.735	120.4	1:18.422	120.0	27.360	109.6	2:32.517	86.40	3.964	14:30:26.735			
9 -	46.310	124.5	1:17.455	121.1	27.029	109.2	2:30.794	87.38	2.241	14:32:57.529			
10 -	48.194	124.0	1:17.371	120.9	27.636	109.6	2:33.201	86.01	4.648	14:35:30.730			
11 -	46.772	121.1	1:17.909	119.8	27.758	108.7	2:32.439	86.44	3.886	14:38:03.169			

Weather / Track : Cloudy / Dry

Silverstone GP
Circuit Length = 3.6604 miles
Start: 14:10 Flag 14:36 End: 14:39

Petro-Canada Lubricants Porsche Club Championship with Pirelli & 911 Challenge



RACE 3 - SECTOR ANALYSIS

SECTOR 1 = FL to I1, SECTOR 2 = I1 to I2, SECTOR 3 = I2 to FL, DIFF = Difference To Personal Best Lap, P = Crossed Finish Line in Pit Lane, D = Time Disallowed

P17 32 3		William HESLOP		Porsche Boxster S									
IDEAL LAP TIME : 2:29.911		BEST LAP TIME : 2:30.569		DIFFERENCE : 0.658									
LAP	SECTOR 1	SECTOR 2	SECTOR 3	LAP TIME	MPH	DIFF	TIME OF DAY						
1 -		124.9	1:17.017	119.8	27.602	108.7	2:39.475	82.63	8.906	14:12:55.225			
2 -	46.230	126.8	1:17.490	122.9	27.947	109.9	2:31.667	86.88	1.098	14:15:26.892			
3 -	46.565	125.6	1:16.806	121.5	28.012	108.1	2:31.383	87.04	0.814	14:17:58.275			
4 -	46.141	125.2	1:17.090	119.6	27.523	109.0	2:30.754 (2)	87.41	0.185	14:20:29.029			
5 -	45.818	125.2	1:18.272	115.9	27.690	109.2	2:31.780	86.82	1.211	14:23:00.809			
6 -	46.043	124.0	1:17.630	121.1	27.645	109.4	2:31.318	87.08	0.749	14:25:32.127			
7 -	47.372	123.3	1:17.707	120.4	27.895	109.6	2:32.974	86.14	2.405	14:28:05.101			
8 -	46.406	122.9	1:17.834	120.6	27.606	109.2	2:31.846	86.78	1.277	14:30:36.947			
9 -	46.395	122.9	1:17.266	121.5	27.728	108.5	2:31.389	87.04	0.820	14:33:08.336			
10 -	46.531	124.2	1:17.309	121.3	27.287	109.6	2:31.127 (3)	87.19	0.558	14:35:39.463			
11 -	46.098	124.2	1:16.887	120.6	27.584	108.3	2:30.569 (1)	87.51		14:38:10.032			

P18 78 3		Richard FORBER		Porsche Boxster S									
IDEAL LAP TIME : 2:30.092		BEST LAP TIME : 2:30.372		DIFFERENCE : 0.280									
LAP	SECTOR 1	SECTOR 2	SECTOR 3	LAP TIME	MPH	DIFF	TIME OF DAY						
1 -		124.9	1:18.960	117.1	27.388	109.0	2:41.712	81.48	11.340	14:12:57.462			
2 -	46.716	123.3	1:17.479	117.1	27.594	108.1	2:31.789	86.81	1.417	14:15:29.251			
3 -	46.233	123.5	1:17.304	117.9	27.388	108.8	2:30.925	87.31	0.553	14:18:00.176			
4 -	46.244	123.1	1:16.776	117.9	27.575	107.9	2:30.595 (3)	87.50	0.223	14:20:30.771			
5 -	46.043	123.1	1:18.246	118.5	27.536	108.3	2:31.825	86.79	1.453	14:23:02.596			
6 -	46.092	123.1	1:16.872	118.5	27.610	108.1	2:30.574 (2)	87.51	0.202	14:25:33.170			
7 -	46.664	123.5	1:17.505	118.9	27.629	108.1	2:31.798	86.81	1.426	14:28:04.968			
8 -	46.785	122.9	1:17.851	118.9	27.571	108.7	2:32.207	86.57	1.835	14:30:37.175			
9 -	46.261	122.9	1:17.632	119.6	27.661	108.3	2:31.554	86.95	1.182	14:33:08.729			
10 -	46.351	123.5	1:17.714	118.5	27.490	108.3	2:31.555	86.95	1.183	14:35:40.284			
11 -	45.928	123.5	1:17.017	118.7	27.427	108.5	2:30.372 (1)	87.63		14:38:10.656			

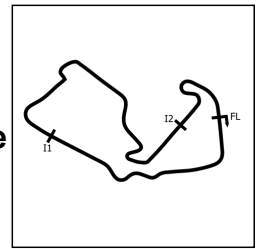
P19 112 911C		Tim BATES		Porsche 911 SC									
IDEAL LAP TIME : 2:27.774		BEST LAP TIME : 2:28.846		DIFFERENCE : 1.072									
LAP	SECTOR 1	SECTOR 2	SECTOR 3	LAP TIME	MPH	DIFF	TIME OF DAY						
1 -		138.9	1:15.963	128.3	26.883	122.4	2:57.362	74.29	28.516	14:13:13.112			
2 -	45.235	139.5	1:16.762	123.1	27.083	121.7	2:29.080 (2)	88.39	0.234	14:15:42.192			
3 -	44.997	138.3	1:17.534	126.6	27.887	119.7	2:30.418	87.60	1.572	14:18:12.610			
4 -	45.076	137.2	1:17.798	127.8	27.953	111.0	2:30.827	87.37	1.981	14:20:43.437			
5 -	45.890	136.9	1:16.235	129.0	27.990	120.4	2:30.115	87.78	1.269	14:23:13.552			
6 -	45.277	136.3	1:16.733	129.0	27.629	118.2	2:29.639 (3)	88.06	0.793	14:25:43.191			
7 -	45.940	137.2	1:17.326	131.3	27.323	121.7	2:30.589	87.50	1.743	14:28:13.780			
8 -	45.460	138.0	1:16.405	117.5	28.023	120.2	2:29.888	87.91	1.042	14:30:43.668			
9 -	45.880	138.0	1:15.894	124.0	27.072	119.3	2:28.846 (1)	88.53		14:33:12.514			
10 -	49.293	136.6	1:16.207	128.0	28.150	107.2	2:33.650	85.76	4.804	14:35:46.164			
11 -	45.334	138.0	1:17.267	127.8	27.585	116.1	2:30.186	87.74	1.340	14:38:16.350			

P20 111 911C		NEAL / HARVEY		Porsche 964 Carrera 2									
IDEAL LAP TIME : 2:29.282		BEST LAP TIME : 2:29.865		DIFFERENCE : 0.583									
LAP	SECTOR 1	SECTOR 2	SECTOR 3	LAP TIME	MPH	DIFF	TIME OF DAY						
1 -		139.2	1:17.284	130.5	27.329	119.7	3:03.381	71.85	33.516	14:13:19.131			
2 -	45.510	137.2	1:17.883	127.0	27.161	118.4	2:30.554	87.52	0.689	14:15:49.685			
3 -	45.153	137.7	1:17.466	129.8	27.246	118.7	2:29.865 (1)	87.93		14:18:19.550			
4 -	46.073	137.5	1:17.896	131.0	27.278	118.0	2:31.247	87.12	1.382	14:20:50.797			
5 -	45.525	137.7	1:19.248	128.5	27.236	116.6	2:32.009	86.69	2.144	14:23:22.806			
6 -	45.671	136.1	1:17.225	129.8	27.407	119.5	2:30.303 (3)	87.67	0.438	14:25:53.109			
7 -	45.695	134.7	1:17.164	129.3	27.240	116.6	2:30.099 (2)	87.79	0.234	14:28:23.208			
8 -	45.741	136.1	1:17.822	129.5	27.691	117.4	2:31.254	87.12	1.389	14:30:54.462			
9 -	46.949	135.2	1:17.456	131.3	26.965	118.2	2:31.370	87.05	1.505	14:33:25.832			
10 -	46.154	136.3	1:18.465	124.5	27.310	117.8	2:31.929	86.73	2.064	14:35:57.761			
11 -	46.166	135.8	1:17.994	128.3	27.421	117.8	2:31.581	86.93	1.716	14:38:29.342			

Weather / Track : Cloudy / Dry

Silverstone GP
Circuit Length = 3.6604 miles
Start: 14:10 Flag 14:36 End: 14:39

Petro-Canada Lubricants Porsche Club Championship with Pirelli & 911 Challenge



RACE 3 - SECTOR ANALYSIS

SECTOR 1 = FL to I1, SECTOR 2 = I1 to I2, SECTOR 3 = I2 to FL, DIFF = Difference To Personal Best Lap, P = Crossed Finish Line in Pit Lane, D = Time Disallowed

P21 94 2		Jesse CHAMBERLAIN					Porsche Boxster S			
IDEAL LAP TIME : 2:29.913		BEST LAP TIME : 2:30.807					DIFFERENCE : 0.894			
LAP	SECTOR 1		SECTOR 2		SECTOR 3		LAP TIME	MPH	DIFF	TIME OF DAY
1 -		124.7	1:17.662	119.8	26.932	110.3	2:38.325	83.23	7.518	14:12:54.075
2 -	45.908	122.6	1:17.241	118.3	27.658	109.2	2:30.807 (1)	87.38		14:15:24.882
3 -	46.204	121.1	1:17.391	118.1	27.918	108.5	2:31.513 (3)	86.97	0.706	14:17:56.395
4 -	46.905	121.3	1:17.322	118.9	27.697	108.1	2:31.924	86.73	1.117	14:20:28.319
5 -	45.740	123.1	1:17.956	119.1	27.419	108.7	2:31.115 (2)	87.20	0.308	14:22:59.434
6 -	46.221	119.8	1:18.208	115.5	27.997	104.3	2:32.426	86.45	1.619	14:25:31.860
7 -	47.940	118.5	1:19.417	117.3	27.698	105.9	2:35.055	84.98	4.248	14:28:06.915
8 -	46.847	119.8	1:17.961	116.1	28.153	105.2	2:32.961	86.15	2.154	14:30:39.876
9 -	47.836	120.2	1:18.272	116.3	29.253	101.8	2:35.361	84.82	4.554	14:33:15.237
10 -	48.680	118.7	1:19.495	113.9	29.034	101.9	2:37.209	83.82	6.402	14:35:52.446
11 -	47.738	114.7	1:21.946	112.9	29.059	105.3	2:38.743	83.01	7.936	14:38:31.189

P22 21 3		Alistair NELSON					Porsche Boxster S			
IDEAL LAP TIME : 2:32.331		BEST LAP TIME : 2:33.125					DIFFERENCE : 0.794			
LAP	SECTOR 1		SECTOR 2		SECTOR 3		LAP TIME	MPH	DIFF	TIME OF DAY
1 -		125.9	1:18.598	122.0	27.803	110.1	2:42.473	81.10	9.348	14:12:58.223
2 -	47.089	123.3	1:17.986	122.0	28.050	108.5	2:33.125 (1)	86.05		14:15:31.348
3 -	46.667	125.6	1:19.847	120.2	28.472	108.3	2:34.986	85.02	1.861	14:18:06.334
4 -	46.858	122.6	1:18.242	120.9	28.480	107.8	2:33.580	85.80	0.455	14:20:39.914
5 -	46.682	123.3	1:18.636	120.0	29.211	109.6	2:34.529	85.27	1.404	14:23:14.443
6 -	46.709	123.8	1:18.338	120.0	28.478	108.3	2:33.525 (2)	85.83	0.400	14:25:47.968
7 -	46.827	122.9	1:18.431	121.1	29.015	106.7	2:34.273	85.41	1.148	14:28:22.241
8 -	47.877	124.2	1:18.706	120.2	28.477	108.5	2:35.060	84.98	1.935	14:30:57.301
9 -	47.441	122.9	1:18.439	120.4	28.744	107.8	2:34.624	85.22	1.499	14:33:31.925
10 -	48.446	123.3	1:18.818	120.4	28.353	108.3	2:35.617	84.68	2.492	14:36:07.542
11 -	46.542	122.9	1:18.428	120.2	28.572	107.4	2:33.542 (3)	85.82	0.417	14:38:41.084

P23 6 3		Mike THOMPSON					Porsche Boxster S			
IDEAL LAP TIME : 2:33.242		BEST LAP TIME : 2:33.827					DIFFERENCE : 0.585			
LAP	SECTOR 1		SECTOR 2		SECTOR 3		LAP TIME	MPH	DIFF	TIME OF DAY
1 -		121.7	1:20.530	119.8	28.246	107.4	2:47.437	78.70	13.610	14:13:03.187
2 -	46.643	122.9	1:18.989	118.7	28.195	107.9	2:33.827 (1)	85.66		14:15:37.014
3 -	48.574	122.9	1:19.402	119.4	29.086	107.8	2:37.062	83.90	3.235	14:18:14.076
4 -	49.612	120.6	1:20.178	118.5	28.351	106.7	2:38.141	83.32	4.314	14:20:52.217
5 -	47.371	121.5	1:18.441	119.4	28.169	106.4	2:33.981 (2)	85.58	0.154	14:23:26.198
6 -	47.472	123.5	1:20.305	118.5	29.085	107.1	2:36.862	84.00	3.035	14:26:03.060
7 -	48.426	119.8	1:20.350	118.5	28.158	107.1	2:36.934	83.97	3.107	14:28:39.994
8 -	47.353	119.4	1:19.692	118.3	28.358	106.5	2:35.403 (3)	84.79	1.576	14:31:15.397
9 -	47.419	120.2	1:19.695	119.1	28.349	107.1	2:35.463	84.76	1.636	14:33:50.860
10 -	47.593	121.1	1:19.665	113.5	29.444	106.5	2:36.702	84.09	2.875	14:36:27.562

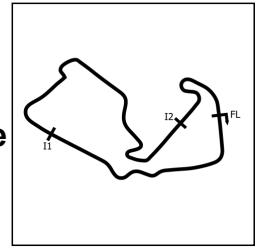
P24 28 2		Andy BAKER					Porsche Boxster S			
IDEAL LAP TIME : 2:33.312		BEST LAP TIME : 2:33.650					DIFFERENCE : 0.338			
LAP	SECTOR 1		SECTOR 2		SECTOR 3		LAP TIME	MPH	DIFF	TIME OF DAY
1 -		125.4	1:19.005	122.6	27.750	111.6	2:43.221	80.73	9.571	14:12:58.971
2 -	47.319	126.8	1:18.298	120.6	28.033	110.1	2:33.650 (1)	85.76		14:15:32.621
3 -	47.264	125.9	1:20.426	121.7	27.927	110.9	2:35.617 (2)	84.68	1.967	14:18:08.238
4 -	48.526	124.7	1:19.828	121.5	28.377	110.1	2:36.731	84.07	3.081	14:20:44.969
5 -	49.101	124.9	1:22.459	118.7	27.932	110.5	2:39.492	82.62	5.842	14:23:24.461
6 -	48.948	123.5	1:21.374	119.1	29.026	109.7	2:39.348	82.69	5.698	14:26:03.809
7 -	48.550	124.9	1:20.915	120.9	28.280	109.7	2:37.745	83.53	4.095	14:28:41.554
8 -	48.432	123.5	1:20.118	120.2	28.402	110.1	2:36.952	83.96	3.302	14:31:18.506
9 -	48.013	124.5	1:19.647	121.3	28.458	110.1	2:36.118 (3)	84.40	2.468	14:33:54.624
10 -	49.697	120.6	1:20.678	121.5	27.874	109.6	2:38.249	83.27	4.599	14:36:32.873

Weather / Track : Cloudy / Dry

Silverstone GP
Circuit Length = 3.6604 miles
Start: 14:10 Flag 14:36 End: 14:39

Petro-Canada Lubricants Porsche Club Championship with Pirelli & 911 Challenge

RACE 3 - SECTOR ANALYSIS



SECTOR 1 = FL to I1, SECTOR 2 = I1 to I2, SECTOR 3 = I2 to FL, DIFF = Difference To Personal Best Lap, P = Crossed Finish Line in Pit Lane, D = Time Disallowed

P25 50 911C		Nathan LUCKEY		Porsche 964 RS N/GT						
IDEAL LAP TIME : 2:31.288		BEST LAP TIME : 2:33.332		DIFFERENCE : 2.044						
LAP	SECTOR 1		SECTOR 2		SECTOR 3		LAP TIME	MPH	DIFF	TIME OF DAY
1 -		127.3	1:17.586	120.0	27.340	111.4	3:02.054	72.38	28.722	14:13:17.804
2 -	46.362	126.8	1:19.415	118.7	27.898	111.8	2:33.675 (2)	85.75	0.343	14:15:51.479
3 -	47.465	126.3	1:18.121	122.4	27.746	105.3	2:33.332 (1)	85.94		14:18:24.811
4 -	48.158	125.9	1:18.804	122.6	28.526	108.1	2:35.488	84.75	2.156	14:21:00.299
5 -	47.602	126.3	1:18.534	121.7	27.742	110.1	2:33.878 (3)	85.63	0.546	14:23:34.177
6 -	47.781	126.1	1:19.176	121.3	27.915	110.7	2:34.872	85.08	1.540	14:26:09.049
7 -	47.768	126.1	1:19.238	123.3	27.833	110.9	2:34.839	85.10	1.507	14:28:43.888
8 -	47.933	125.4	1:21.331	120.6	28.000	109.9	2:37.264	83.79	3.932	14:31:21.152
9 -	47.879	125.2	1:18.438	121.7	27.962	110.7	2:34.279	85.41	0.947	14:33:55.431
10 -	48.866	124.0	1:21.564	121.7	27.723	107.4	2:38.153	83.32	4.821	14:36:33.584

P26 20 1		John ALEXANDER		Porsche Cayman S						
IDEAL LAP TIME : 2:31.565		BEST LAP TIME : 2:33.519		DIFFERENCE : 1.954						
LAP	SECTOR 1		SECTOR 2		SECTOR 3		LAP TIME	MPH	DIFF	TIME OF DAY
1 -		130.5	1:19.643	119.6	26.793	115.1	2:40.993	81.85	7.474	14:12:56.743
2 -	48.052	128.5	1:17.744	121.5	27.723	112.9	2:33.519 (1)	85.83		14:15:30.262
3 -	47.028	130.8	1:22.242	123.1	28.210	109.6	2:37.480 (3)	83.67	3.961	14:18:07.742
4 -	48.071	129.8	1:19.338	124.2	28.224	106.9	2:35.633 (2)	84.67	2.114	14:20:43.375
5 -	49.010	131.0	1:20.971	122.4	28.255	112.0	2:38.236	83.27	4.717	14:23:21.611
6 -	49.648	130.0	1:20.626	125.2	28.990	106.4	2:39.264	82.74	5.745	14:26:00.875
7 -	49.560	127.5	1:22.102	122.0	28.309	114.5	2:39.971	82.37	6.452	14:28:40.846
8 -	50.053	128.8	1:22.962	121.3	28.755	111.8	2:41.770	81.46	8.251	14:31:22.616
9 -	49.756	129.0	1:21.135	117.5	30.016	106.5	2:40.907	81.89	7.388	14:34:03.523
10 -	50.213	129.8	1:22.492	110.1	30.205	107.9	2:42.910	80.89	9.391	14:36:46.433

P27 64 2		Vince BLACKER		Porsche Boxster S						
IDEAL LAP TIME : 2:33.136		BEST LAP TIME : 2:33.599		DIFFERENCE : 0.463						
LAP	SECTOR 1		SECTOR 2		SECTOR 3		LAP TIME	MPH	DIFF	TIME OF DAY
1 -		122.6	1:22.910	110.9	27.620	110.7	2:47.968	78.45	14.369	14:13:03.718
2 -	47.635	122.0	1:18.457	115.5	27.507	110.3	2:33.599 (1)	85.79		14:15:37.317
3 -	48.043	116.9	1:19.345	112.4	29.028	102.5	2:36.416 (3)	84.24	2.817	14:18:13.733
4 -	50.197	113.9	1:19.248	113.7	27.498	108.7	2:36.943	83.96	3.344	14:20:50.676
5 -	48.286	117.3	1:18.003	114.3	27.801	110.3	2:34.090 (2)	85.52	0.491	14:23:24.766
6 -	48.297	120.4	1:20.017	112.9	34.885	104.7	2:43.199	80.74	9.600	14:26:07.965
7 -	47.858	115.9	1:20.105	113.1	30.298	101.3	2:38.261	83.26	4.662	14:28:46.226
8 -	49.490	112.5	1:22.554	110.7	29.133	103.0	2:41.177	81.75	7.578	14:31:27.403
9 -	49.643	114.9	1:27.280	109.8	28.971	103.7	2:45.894	79.43	12.295	14:34:13.297
10 -	50.965	112.0	1:25.311	110.5	29.751	99.7	2:46.027	79.37	12.428	14:36:59.324

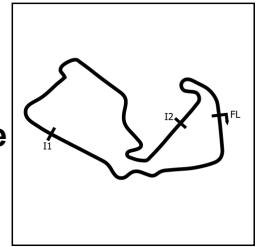
P28 55 3		Scott ADAMS		Porsche Boxster S						
IDEAL LAP TIME : 2:36.834		BEST LAP TIME : 2:37.715		DIFFERENCE : 0.881						
LAP	SECTOR 1		SECTOR 2		SECTOR 3		LAP TIME	MPH	DIFF	TIME OF DAY
1 -		116.7	1:20.868	115.3	29.081	107.2	2:49.487	77.75	11.772	14:13:05.237
2 -	48.369	120.0	1:21.655	114.3	29.244	106.9	2:39.268	82.73	1.553	14:15:44.505
3 -	47.939	121.1	1:21.286	117.3	28.490	107.1	2:37.715 (1)	83.55		14:18:22.220
4 -	48.369	121.3	1:20.600	117.1	28.921	106.4	2:37.890 (2)	83.46	0.175	14:21:00.110
5 -	49.158	120.6	1:20.405	115.1	29.110	104.7	2:38.673	83.04	0.958	14:23:38.783
6 -	48.676	120.0	1:21.762	115.7	29.666	105.3	2:40.104	82.30	2.389	14:26:18.887
7 -	49.890	119.4	1:21.671	117.5	29.082	106.5	2:40.643	82.03	2.928	14:28:59.530
8 -	49.436	118.9	1:21.864	104.0	29.550	101.4	2:40.850	81.92	3.135	14:31:40.380
9 -	49.407	120.0	1:23.996	104.5	28.881	106.7	2:42.284	81.20	4.569	14:34:22.664
10 -	48.574	120.9	1:21.092	116.5	28.934	106.0	2:38.600 (3)	83.08	0.885	14:37:01.264

Weather / Track : Cloudy / Dry

Silverstone GP
Circuit Length = 3.6604 miles
Start: 14:10 Flag 14:36 End: 14:39

Petro-Canada Lubricants Porsche Club Championship with Pirelli & 911 Challenge

RACE 3 - SECTOR ANALYSIS



SECTOR 1 = FL to I1, SECTOR 2 = I1 to I2, SECTOR 3 = I2 to FL, DIFF = Difference To Personal Best Lap, P = Crossed Finish Line in Pit Lane, D = Time Disallowed

P29 66 3		Vikram SUDERA		Porsche Boxster S									
IDEAL LAP TIME : 2:37.930		BEST LAP TIME : 2:39.022		DIFFERENCE : 1.092									
LAP	SECTOR 1	SECTOR 2	SECTOR 3	LAP TIME	MPH	DIFF	TIME OF DAY						
1 -		122.2	1:20.681	117.9	29.124	108.7	2:50.722	77.18	11.700	14:13:06.472			
2 -	48.282	123.5	1:21.507	116.7	29.314	107.4	2:39.103 (2)	82.82	0.081	14:15:45.575			
3 -	48.754	123.1	1:21.301	117.5	28.967	106.5	2:39.022 (1)	82.86		14:18:24.597			
4 -	49.944	121.1	1:21.864	116.1	29.633	106.0	2:41.441	81.62	2.419	14:21:06.038			
5 -	49.941	120.4	1:22.095	118.7	29.205	105.9	2:41.241 (3)	81.72	2.219	14:23:47.279			
6 -	49.275	121.1	1:22.409	118.9	30.150	105.3	2:41.834	81.42	2.812	14:26:29.113			
7 -	49.690	121.5	1:22.415	117.7	29.517	106.5	2:41.622	81.53	2.600	14:29:10.735			
8 -	49.729	120.6	1:24.192	116.5	29.156	106.7	2:43.077	80.80	4.055	14:31:53.812			
9 -	50.134	122.2	1:23.082	117.7	29.759	106.4	2:42.975	80.85	3.953	14:34:36.787			
10 -	50.004	109.6	1:23.476	116.5	29.583	106.4	2:43.063	80.81	4.041	14:37:19.850			

P30 96 911C		Christian AYRES		Porsche 964									
IDEAL LAP TIME : 2:35.844		BEST LAP TIME : 2:36.093		DIFFERENCE : 0.249									
LAP	SECTOR 1	SECTOR 2	SECTOR 3	LAP TIME	MPH	DIFF	TIME OF DAY						
1 -		129.5	1:20.010	124.5	28.544	106.9	3:06.738	70.56	30.645	14:13:22.488			
2 -	49.541	128.8	1:22.452	121.7	28.377	111.4	2:40.370	82.17	4.277	14:16:02.858			
3 -	47.977	128.5	1:19.889	122.6	28.227	112.8	2:36.093 (1)	84.42		14:18:38.951			
4 -	47.728	128.3	1:20.597	123.1	28.318	111.4	2:36.643 (2)	84.12	0.550	14:21:15.594			
5 -	48.310	128.0	1:20.316	124.0	28.751	111.6	2:37.377 (3)	83.73	1.284	14:23:52.971			
6 -	48.524	128.3	1:21.766	122.9	29.044	108.5	2:39.334	82.70	3.241	14:26:32.305			
7 -	48.340	128.8	1:21.960	119.8	29.617	109.9	2:39.917	82.40	3.824	14:29:12.222			
8 -	49.167	128.8	1:25.390	119.8	29.407	109.0	2:43.964	80.37	7.871	14:31:56.186			
9 -	49.843	128.3	1:23.864	120.2	29.876	102.9	2:43.583	80.55	7.490	14:34:39.769			
10 -	50.692	127.8	1:24.293	121.7	29.652	108.7	2:44.637	80.04	8.544	14:37:24.406			

P31 26 911C		David BURKE		Porsche 911 RSR									
IDEAL LAP TIME : 2:33.277		BEST LAP TIME : 2:34.310		DIFFERENCE : 1.033									
LAP	SECTOR 1	SECTOR 2	SECTOR 3	LAP TIME	MPH	DIFF	TIME OF DAY						
1 -		127.3	1:30.968	116.5	32.338	101.4	3:22.115	65.19	47.805	14:13:37.865			
2 -	50.471	123.3	1:35.358	112.5	29.370	111.0	2:55.199	75.21	20.889	14:16:33.064			
3 -	51.789	122.2	1:19.792	121.7	29.238	109.9	2:40.819	81.94	6.509	14:19:13.883			
4 -	48.368	125.4	1:19.547	122.9	28.680	113.9	2:36.595	84.15	2.285	14:21:50.478			
5 -	49.477	122.0	1:18.387	122.4	27.751	114.1	2:35.615 (3)	84.68	1.305	14:24:26.093			
6 -	47.983	124.2	1:20.323	122.4	28.142	111.8	2:36.448	84.23	2.138	14:27:02.541			
7 -	48.048	122.6	1:21.307	120.9	28.089	109.9	2:37.444	83.69	3.134	14:29:39.985			
8 -	47.993	123.5	1:19.713	120.6	27.970	110.9	2:35.676	84.64	1.366	14:32:15.661			
9 -	47.484	124.7	1:18.042	122.4	29.196	107.4	2:34.722 (2)	85.17	0.412	14:34:50.383			
10 -	47.628	122.9	1:18.335	121.5	28.347	110.3	2:34.310 (1)	85.39		14:37:24.693			

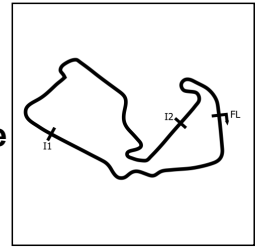
P32 49 3		Steven SHORE		Porsche Boxster S									
IDEAL LAP TIME : 2:38.686		BEST LAP TIME : 2:39.547		DIFFERENCE : 0.861									
LAP	SECTOR 1	SECTOR 2	SECTOR 3	LAP TIME	MPH	DIFF	TIME OF DAY						
1 -		116.9	1:22.389	108.0	28.691	105.0	3:22.354	65.12	42.807	14:13:38.104			
2 -	50.835	119.6	1:24.143	116.5	28.578	101.8	2:43.556	80.57	4.009	14:16:21.660			
3 -	49.474	120.9	1:22.111	115.9	29.470	105.9	2:41.055	81.82	1.508	14:19:02.715			
4 -	49.142	120.2	1:22.003	115.9	28.606	105.7	2:39.751 (3)	82.48	0.204	14:21:42.466			
5 -	49.352	118.7	1:21.001	117.5	29.194	104.2	2:39.547 (1)	82.59		14:24:22.013			
6 -	49.363	116.7	1:23.124	112.2	29.464	97.2	2:41.951	81.36	2.404	14:27:03.964			
7 -	50.252	118.3	1:22.180	116.3	29.242	98.3	2:41.674	81.50	2.127	14:29:45.638			
8 -	49.188	117.3	1:23.165	116.1	28.827	104.7	2:41.180	81.75	1.633	14:32:26.818			
9 -	49.479	118.1	1:23.450	117.1	28.646	105.9	2:41.575	81.55	2.028	14:35:08.393			
10 -	49.194	118.5	1:21.876	115.5	28.543	105.5	2:39.613 (2)	82.56	0.066	14:37:48.006			

Weather / Track : Cloudy / Dry

Silverstone GP
Circuit Length = 3.6604 miles
Start: 14:10 Flag 14:36 End: 14:39

Petro-Canada Lubricants Porsche Club Championship with Pirelli & 911 Challenge

RACE 3 - SECTOR ANALYSIS



SECTOR 1 = FL to I1, SECTOR 2 = I1 to I2, SECTOR 3 = I2 to FL, DIFF = Difference To Personal Best Lap, P = Crossed Finish Line in Pit Lane, D = Time Disallowed

P33 46 3		Matt GOUGH		Porsche Boxster S									
IDEAL LAP TIME : 2:44.426		BEST LAP TIME : 2:44.711		DIFFERENCE : 0.285									
LAP	SECTOR 1	SECTOR 2	SECTOR 3	LAP TIME	MPH	DIFF	TIME OF DAY						
1 -		113.7	1:28.761	111.2	30.213	102.9	3:02.620	72.15	17.909	14:13:18.370			
2 -	52.236	115.5	1:26.551	112.2	29.669	104.7	2:48.456	78.22	3.745	14:16:06.826			
3 -	50.931	117.1	1:24.305	111.8	29.475	104.2	2:44.711 (1)	80.00		14:18:51.537			
4 -	51.380	116.1	1:24.060	112.9	29.719	104.2	2:45.159 (3)	79.78	0.448	14:21:36.696			
5 -	51.388	116.9	1:24.210	112.9	30.038	101.9	2:45.636	79.55	0.925	14:24:22.332			
6 -	51.108	114.7	1:28.536	112.0	30.411	104.7	2:50.055	77.49	5.344	14:27:12.387			
7 -	52.032	116.5	1:26.120	110.0	30.092	103.4	2:48.244	78.32	3.533	14:30:00.631			
8 -	51.408	110.9	1:25.162	112.4	30.051	101.9	2:46.621	79.08	1.910	14:32:47.252			
9 -	51.213	115.3	1:24.656	111.1	29.748	104.2	2:45.617	79.56	0.906	14:35:32.869			
10 -	50.891	116.1	1:24.339	113.1	29.752	102.1	2:44.982 (2)	79.87	0.271	14:38:17.851			

P34 11 1		James CALEY		Porsche 997 C2S									
IDEAL LAP TIME : 2:21.077		BEST LAP TIME : 2:21.077		DIFFERENCE : 0.000									
LAP	SECTOR 1	SECTOR 2	SECTOR 3	LAP TIME	MPH	DIFF	TIME OF DAY						
1 -		134.7	1:14.260	127.5	25.803	118.9	2:29.007	88.43	7.930	14:12:44.757			
2 -	43.727	137.2	1:13.144	130.8	25.925	119.1	2:22.796 (3)	92.28	1.719	14:15:07.553			
3 -	43.277	136.9	1:12.117	131.5	25.683	118.4	2:21.077 (1)	93.40		14:17:28.630			
4 -	43.535	136.6	1:12.779	132.1	25.847	118.9	2:22.161 (2)	92.69	1.084	14:19:50.791			
5 -	44.163	135.8	1:13.081	127.8	26.238	119.3	2:23.482	91.84	2.405	14:22:14.273			
6 -	45.168	136.1	1:12.564	133.1	26.078	118.0	2:23.810	91.63	2.733	14:24:38.083			
7 -	44.774	134.4	1:13.389	132.3	26.852	115.5	2:25.015	90.87	3.938	14:27:03.098			
8 -	1:03.488	66.1	2:03.567	52.3	IN PIT		3:59.276 P	55.07	1:38.199	14:31:02.374			
9 -	OUTLAP	134.2	1:15.327	129.5	26.359	118.9	4:49.024	45.59	2:27.947	14:35:51.398			
10 -	46.215	132.8	1:15.646	129.0	26.630	118.0	2:28.491	88.74	7.414	14:38:19.889			

P35 71 3		Michael JOHNSON		Porsche Boxster S									
IDEAL LAP TIME : 2:44.183		BEST LAP TIME : 2:44.703		DIFFERENCE : 0.520									
LAP	SECTOR 1	SECTOR 2	SECTOR 3	LAP TIME	MPH	DIFF	TIME OF DAY						
1 -		117.5	1:28.069	117.5	30.710		3:04.635	71.37	19.932	14:13:20.385			
2 -	52.268	117.3	1:25.461	117.9	30.231		2:47.960	78.45	3.257	14:16:08.345			
3 -	50.944	122.0	1:24.491	117.7	29.940		2:45.375	79.68	0.672	14:18:53.720			
4 -	51.116	120.6	1:24.295	118.5	29.477		2:44.888 (2)	79.91	0.185	14:21:38.608			
5 -	50.984	120.0	1:25.489	117.7	29.548		2:46.021	79.37	1.318	14:24:24.629			
6 -	52.393	113.9	1:26.125	112.2	30.206		2:48.724	78.10	4.021	14:27:13.353			
7 -	52.857	117.7	1:26.064	117.5	29.687		2:48.608	78.15	3.905	14:30:01.961			
8 -	53.113	121.5	1:24.949	117.7	30.241		2:48.303	78.29	3.600	14:32:50.264			
9 -	50.411	122.4	1:24.512	118.7	29.780		2:44.703 (1)	80.00		14:35:34.967			
10 -	50.428	120.9	1:25.021	118.7	29.881		2:45.330 (3)	79.70	0.627	14:38:20.297			

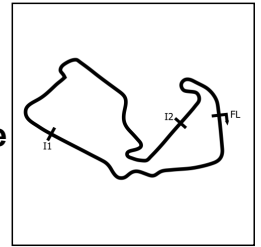
P36 164 911C		Roger SPARROW		Porsche 911									
IDEAL LAP TIME : 2:42.681		BEST LAP TIME : 2:42.681		DIFFERENCE : 0.000									
LAP	SECTOR 1	SECTOR 2	SECTOR 3	LAP TIME	MPH	DIFF	TIME OF DAY						
1 -		122.9	1:25.504	113.9	30.019	103.2	3:19.397	66.08	36.716	14:13:35.147			
2 -	50.971	121.7	1:28.145	116.5	29.223	104.7	2:48.339	78.28	5.658	14:16:23.486			
3 -	50.933	120.6	1:23.914	117.9	29.199	105.5	2:44.046 (2)	80.32	1.365	14:19:07.532			
4 -	50.267	121.5	1:23.636	118.1	28.778	105.9	2:42.681 (1)	81.00		14:21:50.213			
5 -	51.096	121.5	1:24.391	116.9	29.783	105.0	2:45.270	79.73	2.589	14:24:35.483			
6 -	54.401	118.3	1:25.434	115.7	29.677	104.5	2:49.512	77.73	6.831	14:27:24.995			
7 -	52.038	118.3	1:25.775	113.9	29.675	104.7	2:47.488	78.67	4.807	14:30:12.483			
8 -	50.963	120.9	1:24.035	116.3	30.271	98.3	2:45.269 (3)	79.73	2.588	14:32:57.752			
9 -	50.820	120.6	1:26.869	114.1	30.549	98.0	2:48.238	78.32	5.557	14:35:45.990			
10 -	51.152	120.6	1:24.647	110.1	30.076	103.2	2:45.875	79.44	3.194	14:38:31.865			

Weather / Track : Cloudy / Dry

Silverstone GP
 Circuit Length = 3.6604 miles
 Start: 14:10 Flag 14:36 End: 14:39

Petro-Canada Lubricants Porsche Club Championship with Pirelli & 911 Challenge

RACE 3 - SECTOR ANALYSIS



SECTOR 1 = FL to I1, SECTOR 2 = I1 to I2, SECTOR 3 = I2 to FL, DIFF = Difference To Personal Best Lap, P = Crossed Finish Line in Pit Lane, D = Time Disallowed

P37 54 911C		Mike CHAMPION		Porsche 911 RSR						
IDEAL LAP TIME : 2:42.629		BEST LAP TIME : 2:42.768		DIFFERENCE : 0.139						
LAP	SECTOR 1		SECTOR 2		SECTOR 3		LAP TIME	MPH	DIFF	TIME OF DAY
1 -		121.1	1:25.049	112.2	28.860		3:17.091	66.86	34.323	14:13:32.841
2 -	52.570	116.5	1:26.347	110.1	29.829		2:48.746	78.09	5.978	14:16:21.587
3 -	52.613	116.3	1:23.376	112.0	28.390		2:44.379 (2)	80.16	1.611	14:19:05.966
4 -	51.340	117.3	1:22.899	114.9	28.529		2:42.768 (1)	80.96		14:21:48.734
5 -	52.581	115.7	1:26.191	111.2	28.933		2:47.705	78.57	4.937	14:24:36.439
6 -	52.148	116.7	1:24.186	113.1	29.452		2:45.786	79.48	3.018	14:27:22.225
7 -	53.608	112.9	1:25.942	109.6	28.721		2:48.271	78.31	5.503	14:30:10.496
8 -	51.407	118.3	1:23.729	111.2	29.275		2:44.411 (3)	80.15	1.643	14:32:54.907
9 -	52.612	114.1	1:27.970	106.8	30.803		2:51.385	76.88	8.617	14:35:46.292
10 -	52.643	107.3	1:27.252	103.7	31.181		2:51.076	77.02	8.308	14:38:37.368

P38 90 3		Sarah THOMSON		Porsche Boxster S						
IDEAL LAP TIME : 2:45.962		BEST LAP TIME : 2:46.237		DIFFERENCE : 0.275						
LAP	SECTOR 1		SECTOR 2		SECTOR 3		LAP TIME	MPH	DIFF	TIME OF DAY
1 -		105.5	1:29.314	109.2	31.126	100.7	3:06.375	70.70	20.138	14:13:22.125
2 -	52.002	121.7	1:27.159	115.7	29.705	104.7	2:48.866 (3)	78.03	2.629	14:16:10.991
3 -	52.181	120.6	1:26.660	115.9	30.074	103.5	2:48.915	78.01	2.678	14:18:59.906
4 -	51.527	118.3	1:26.333	117.1	30.286	100.2	2:48.146 (2)	78.37	1.909	14:21:48.052
5 -	52.211	112.9	1:28.054	111.6	30.377	96.4	2:50.642	77.22	4.405	14:24:38.694
6 -	52.203	116.9	1:26.864	111.1	31.692	92.6	2:50.759	77.17	4.522	14:27:29.453
7 -	52.521	109.1	1:28.892	115.3	30.670	104.0	2:52.083	76.57	5.846	14:30:21.536
8 -	51.745	115.7	1:26.609	114.5	30.999	100.7	2:49.353	77.81	3.116	14:33:10.889
9 -	1:06.397	119.6	1:25.789	115.1	29.803	103.8	3:01.989	72.40	15.752	14:36:12.878
10 -	50.566	120.2	1:25.691	115.7	29.980	100.5	2:46.237 (1)	79.27		14:38:59.115

P39 171 911C		Morgan SPARROW		Porsche 911 2.7						
IDEAL LAP TIME : 2:43.615		BEST LAP TIME : 2:44.086		DIFFERENCE : 0.471						
LAP	SECTOR 1		SECTOR 2		SECTOR 3		LAP TIME	MPH	DIFF	TIME OF DAY
1 -		121.7	1:25.281	109.8	30.151	105.2	3:21.346	65.44	37.260	14:13:37.096
2 -	53.420	115.1	1:24.748	115.9	29.428	106.0	2:47.596 (3)	78.62	3.510	14:16:24.692
3 -	50.176	118.9	1:27.488	112.2	29.939	105.5	2:47.603	78.62	3.517	14:19:12.295
4 -	49.962	120.4	1:24.968	106.6	30.485	105.2	2:45.415 (2)	79.66	1.329	14:21:57.710
5 -	49.885	120.6	1:24.302	109.6	29.899	105.3	2:44.086 (1)	80.31		14:24:41.796
6 -	51.707	120.9	2:08.396	85.7	31.378	103.5	3:31.481	62.31	47.395	14:28:13.277
7 -	51.037	115.7	1:28.068	93.0	32.208	102.7	2:51.313	76.92	7.227	14:31:04.590
8 -	51.775	116.1	1:26.540	104.8	30.070	103.8	2:48.385	78.25	4.299	14:33:52.975
9 -	52.280	98.2	1:27.127	101.2	30.743	96.8	2:50.150	77.44	6.064	14:36:43.125

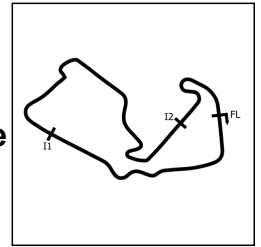
P40 27 2		Kevin LUDFORD		Porsche Boxster S						
IDEAL LAP TIME : 2:29.418		BEST LAP TIME : 2:29.572		DIFFERENCE : 0.154						
LAP	SECTOR 1		SECTOR 2		SECTOR 3		LAP TIME	MPH	DIFF	TIME OF DAY
1 -		128.3	1:18.373	122.2	27.502	110.7	2:38.634	83.06	9.062	14:12:54.384
2 -	45.759	127.3	1:18.595	122.6	27.998	109.7	2:32.352	86.49	2.780	14:15:26.736
3 -	45.913	127.3	1:16.475	122.2	27.184	109.4	2:29.572 (1)	88.10		14:17:56.308
4 -	45.800	124.5	1:17.059	119.8	27.311	109.2	2:30.170 (2)	87.75	0.598	14:20:26.478
5 -	45.780	126.3	1:20.291	118.1	27.468	109.9	2:33.539	85.82	3.967	14:23:00.017
6 -	45.919	121.7	1:19.820	113.1	27.736	109.7	2:33.475	85.86	3.903	14:25:33.492
7 -	46.520	123.3	1:17.621	116.9	27.770	108.3	2:31.911 (3)	86.74	2.339	14:28:05.403
8 -	46.499	125.2	1:17.882	119.6	27.554	108.5	2:31.935	86.73	2.363	14:30:37.338
9 -	1:01.093	120.0	1:18.415	120.4	27.621	107.8	2:47.129	78.84	17.557	14:33:24.467
10 -	47.045	124.5	1:21.262	102.9	IN PIT		2:57.587 P	74.20	28.015	14:36:22.054

Weather / Track : Cloudy / Dry

Silverstone GP
Circuit Length = 3.6604 miles
Start: 14:10 Flag 14:36 End: 14:39

Petro-Canada Lubricants Porsche Club Championship with Pirelli & 911 Challenge

RACE 3 - SECTOR ANALYSIS



SECTOR 1 = FL to I1, SECTOR 2 = I1 to I2, SECTOR 3 = I2 to FL, DIFF = Difference To Personal Best Lap, P = Crossed Finish Line in Pit Lane, D = Time Disallowed

P41 53 3		Wayne GREGORY		Porsche Boxster S								
IDEAL LAP TIME : 2:53.077		BEST LAP TIME : 2:53.780		DIFFERENCE : 0.703								
LAP	SECTOR 1	SECTOR 2	SECTOR 3	LAP TIME	MPH	DIFF	TIME OF DAY					
1 -	106.3	1:31.323	108.2	32.093	102.1	3:14.528	67.74	20.748	14:13:30.278			
2 -	53.797	116.7	1:34.370	105.8	31.814	101.6	2:59.981	73.21	6.201	14:16:30.259		
3 -	54.346	112.2	1:27.857	107.3	31.577	100.4	2:53.780 (1)	75.83		14:19:24.039		
4 -	54.267	112.5	1:31.609	104.6	33.218	89.2	2:59.094 (3)	73.58	5.314	14:22:23.133		
5 -	57.709	107.8	1:34.556	104.3	31.423	102.2	3:03.688	71.74	9.908	14:25:26.821		
6 -	54.992	111.8	1:30.804	106.8	31.808	98.5	2:57.604 (2)	74.19	3.824	14:28:24.425		
7 -	57.479	94.7	1:36.863	79.3	IN PIT		3:23.545 P	64.74	29.765	14:31:47.970		

P42 22 3		Peter EVANS		Porsche Boxster S								
IDEAL LAP TIME : 2:34.286		BEST LAP TIME : 2:34.389		DIFFERENCE : 0.103								
LAP	SECTOR 1	SECTOR 2	SECTOR 3	LAP TIME	MPH	DIFF	TIME OF DAY					
1 -	124.0	1:18.906	120.9	27.913	109.2	2:44.668	80.02	10.279	14:13:00.418			
2 -	47.515	124.2	1:18.858	119.6	28.016	107.9	2:34.389 (1)	85.35		14:15:34.807		
3 -	47.610	123.5	1:19.070	120.2	28.141	108.1	2:34.821 (2)	85.11	0.432	14:18:09.628		
4 -	47.927	122.9	1:20.096	120.2	28.371	107.8	2:36.394 (3)	84.26	2.005	14:20:46.022		
5 -	48.476	123.3	1:20.201	120.0	27.951	108.3	2:36.628	84.13	2.239	14:23:22.650		
6 -	50.453	120.4	1:33.708	109.2	IN PIT		3:05.121 P	71.18	30.732	14:26:27.771		

P43 24 2		Carl HAZELTON		Porsche Boxster S								
IDEAL LAP TIME :		BEST LAP TIME :		DIFFERENCE :								
LAP	SECTOR 1	SECTOR 2	SECTOR 3	LAP TIME	MPH	DIFF	TIME OF DAY					
1 -	122.6	1:44.357	62.1	IN PIT			3:44.893 P	58.59		14:14:00.643		

Petro-Canada Lubricants Porsche Club Championship with Pirelli & 911 Challenge

RACE 3 - BEST SECTORS

SECTOR 1			SECTOR 2			SECTOR 3			IDEAL / BEST COMPARISON						
POS	NO	NAME	TIME	NO	NAME	TIME	NO	NAME	TIME	POS	NO	NAME	IDEAL	BEST	DIFF
													PERFECT LAP	2:20.173	
1	14	MCALFEER	42.926	14	MCALFEER	1:11.719	23	CLARK	25.528	1	14	MCALFEER	2:20.183	2:20.738	0.555
2	9	DYER	42.934	16	HARRISON	1:11.747	14	MCALFEER	25.538	2	16	HARRISON	2:20.489	2:20.834	0.345
3	23	CLARK	43.044	23	CLARK	1:12.090	9	DYER	25.574	3	23	CLARK	2:20.662	2:21.082	0.420
4	16	HARRISON	43.060	11	CALEY	1:12.117	2	MORRIS	25.641	4	9	DYER	2:20.679	2:20.772	0.093
5	11	CALEY	43.277	9	DYER	1:12.171	16	HARRISON	25.682	5	11	CALEY	2:21.077	2:21.077	0.000
6	3	ELLIS	43.319	3	ELLIS	1:12.265	11	CALEY	25.683	6	3	ELLIS	2:21.387	2:22.665	1.278
7	44	MCALFEER	43.352	2	MORRIS	1:12.569	85	BAYSTON	25.783	7	2	MORRIS	2:21.566	2:21.819	0.253
8	2	MORRIS	43.356	44	MCALFEER	1:12.797	3	ELLIS	25.803	8	44	MCALFEER	2:22.033	2:22.937	0.904
9	48	BARLOW	44.067	85	BAYSTON	1:13.090	44	MCALFEER	25.884	9	85	BAYSTON	2:23.103	2:23.170	0.067
10	85	BAYSTON	44.230	48	BARLOW	1:13.580	48	BARLOW	26.294	10	48	BARLOW	2:23.941	2:24.165	0.224
11	45	SEAGRAVE	44.440	45	SEAGRAVE	1:13.974	17	MUGGERIDGE	26.326	11	45	SEAGRAVE	2:24.757	2:25.033	0.276
12	25	KYLE-HENNEY	44.591	25	KYLE-HENNEY	1:14.291	45	SEAGRAVE	26.343	12	25	KYLE-HENNEY	2:25.248	2:25.415	0.167
13	17	MUGGERIDGE	44.656	17	MUGGERIDGE	1:14.373	25	KYLE-HENNEY	26.366	13	17	MUGGERIDGE	2:25.355	2:25.626	0.271
14	112	BATES	44.997	88	SIMPSON	1:14.948	88	SIMPSON	26.385	14	88	SIMPSON	2:26.493	2:27.164	0.671
15	70	ARCHER	45.146	12	CALEY	1:15.081	12	CALEY	26.620	15	70	ARCHER	2:26.875	2:27.347	0.472
16	111	NEAL / HARVEY	45.153	70	ARCHER	1:15.095	70	ARCHER	26.634	16	12	CALEY	2:26.950	2:27.011	0.061
17	88	SIMPSON	45.160	112	BATES	1:15.894	20	ALEXANDER	26.793	17	112	BATES	2:27.774	2:28.846	1.072
18	12	CALEY	45.249	8	MORRISON	1:16.042	8	MORRISON	26.848	18	8	MORRISON	2:28.335	2:28.553	0.218
19	8	MORRISON	45.445	27	LUDFORD	1:16.475	112	BATES	26.883	19	111	NEAL / HARVEY	2:29.282	2:29.865	0.583
20	94	CHAMBERLAIN	45.740	78	FORBER	1:16.776	94	CHAMBERLAIN	26.932	20	27	LUDFORD	2:29.418	2:29.572	0.154
21	27	LUDFORD	45.759	32	HESLOP	1:16.806	111	NEAL / HARVEY	26.965	21	32	HESLOP	2:29.911	2:30.569	0.658
22	32	HESLOP	45.818	111	NEAL / HARVEY	1:17.164	27	LUDFORD	27.184	22	94	CHAMBERLAIN	2:29.913	2:30.807	0.894
23	78	FORBER	45.928	94	CHAMBERLAIN	1:17.241	32	HESLOP	27.287	23	78	FORBER	2:30.092	2:30.372	0.280
24	50	LUCKEY	46.362	50	LUCKEY	1:17.586	50	LUCKEY	27.340	24	50	LUCKEY	2:31.288	2:33.332	2.044
25	21	NELSON	46.542	20	ALEXANDER	1:17.744	78	FORBER	27.388	25	20	ALEXANDER	2:31.565	2:33.519	1.954
26	6	THOMPSON	46.643	21	NELSON	1:17.986	64	BLACKER	27.498	26	21	NELSON	2:32.331	2:33.125	0.794
27	20	ALEXANDER	47.028	64	BLACKER	1:18.003	28	BAKER	27.750	27	64	BLACKER	2:33.136	2:33.599	0.463
28	28	BAKER	47.264	26	BURKE	1:18.042	26	BURKE	27.751	28	6	THOMPSON	2:33.242	2:33.827	0.585
29	26	BURKE	47.484	28	BAKER	1:18.298	21	NELSON	27.803	29	26	BURKE	2:33.277	2:34.310	1.033
30	22	EVANS	47.515	6	THOMPSON	1:18.441	22	EVANS	27.913	30	28	BAKER	2:33.312	2:33.650	0.338
31	64	BLACKER	47.635	22	EVANS	1:18.858	6	THOMPSON	28.158	31	22	EVANS	2:34.286	2:34.389	0.103
32	96	AYRES	47.728	96	AYRES	1:19.889	96	AYRES	28.227	32	96	AYRES	2:35.844	2:36.093	0.249
33	55	ADAMS	47.939	55	ADAMS	1:20.405	54	CHAMPION	28.390	33	55	ADAMS	2:36.834	2:37.715	0.881
34	66	SUDERA	48.282	66	SUDERA	1:20.681	55	ADAMS	28.490	34	66	SUDERA	2:37.930	2:39.022	1.092
35	49	SHORE	49.142	49	SHORE	1:21.001	49	SHORE	28.543	35	49	SHORE	2:38.686	2:39.547	0.861
36	171	SPARROW	49.885	54	CHAMPION	1:22.899	164	SPARROW	28.778	36	54	CHAMPION	2:42.629	2:42.768	0.139
37	164	SPARROW	50.267	164	SPARROW	1:23.636	66	SUDERA	28.967	37	164	SPARROW	2:42.681	2:42.681	0.000
38	71	JOHNSON	50.411	46	GOUGH	1:24.060	171	SPARROW	29.428	38	171	SPARROW	2:43.615	2:44.086	0.471
39	90	THOMSON	50.566	71	JOHNSON	1:24.295	46	GOUGH	29.475	39	71	JOHNSON	2:44.183	2:44.703	0.520
40	46	GOUGH	50.891	171	SPARROW	1:24.302	71	JOHNSON	29.477	40	46	GOUGH	2:44.426	2:44.711	0.285
41	54	CHAMPION	51.340	90	THOMSON	1:25.691	90	THOMSON	29.705	41	90	THOMSON	2:45.962	2:46.237	0.275
42	53	GREGORY	53.797	53	GREGORY	1:27.857	53	GREGORY	31.423	42	53	GREGORY	2:53.077	2:53.780	0.703
43				24	HAZELTON	1:44.357				43	24	HAZELTON			

Weather / Track : Cloudy / Dry

Silverstone GP

Circuit Length = 3.6604 miles

Start: 14:10 Flag 14:36 End: 14:39

Results can be found at www.tsl-timing.com

Printed - 14:40 Saturday, 14 August 2021

Petro-Canada Lubricants Porsche Club Championship with Pirelli & 911 Challenge

RACE 3 - BEST SPEEDS

POS	INTERMEDIATE 1			INTERMEDIATE 2			FINISH LINE		
	NO	NAME	MPH	NO	NAME	MPH	NO	NAME	MPH
1	112	BATES	139.5	14	MCALEER	133.4	112	BATES	122.4
2	111	NEAL / HARVEY	139.2	16	HARRISON	133.1	14	MCALEER	121.5
3	14	MCALEER	138.0	44	MCALEER	133.1	16	HARRISON	121.3
4	16	HARRISON	137.2	11	CALEY	133.1	23	CLARK	120.4
5	44	MCALEER	137.2	23	CLARK	131.5	2	MORRIS	120.4
6	11	CALEY	137.2	2	MORRIS	131.5	44	MCALEER	119.7
7	23	CLARK	136.6	9	DYER	131.3	111	NEAL / HARVEY	119.7
8	2	MORRIS	136.6	112	BATES	131.3	11	CALEY	119.3
9	9	DYER	135.0	111	NEAL / HARVEY	131.3	85	BAYSTON	118.4
10	85	BAYSTON	133.9	85	BAYSTON	130.5	3	ELLIS	117.8
11	3	ELLIS	133.6	3	ELLIS	129.0	9	DYER	117.6
12	45	SEAGRAVE	132.1	45	SEAGRAVE	128.3	45	SEAGRAVE	117.0
13	20	ALEXANDER	131.0	20	ALEXANDER	125.2	20	ALEXANDER	115.1
14	96	AYRES	129.5	96	AYRES	124.5	26	BURKE	114.1
15	88	SIMPSON	128.3	88	SIMPSON	123.8	88	SIMPSON	113.1
16	27	LUDFORD	128.3	48	BARLOW	123.3	48	BARLOW	112.9
17	48	BARLOW	127.3	70	ARCHER	123.3	96	AYRES	112.8
18	17	MUGGERIDGE	127.3	50	LUCKEY	123.3	25	KYLE-HENNEY	112.4
19	70	ARCHER	127.3	25	KYLE-HENNEY	123.1	50	LUCKEY	111.8
20	50	LUCKEY	127.3	17	MUGGERIDGE	123.1	28	BAKER	111.6
21	26	BURKE	127.3	32	HESLOP	122.9	70	ARCHER	111.4
22	25	KYLE-HENNEY	127.0	26	BURKE	122.9	17	MUGGERIDGE	110.9
23	32	HESLOP	126.8	28	BAKER	122.6	64	BLACKER	110.7
24	28	BAKER	126.8	27	LUDFORD	122.6	27	LUDFORD	110.7
25	8	MORRISON	126.6	8	MORRISON	122.0	8	MORRISON	110.5
26	21	NELSON	125.9	21	NELSON	122.0	12	CALEY	110.3
27	12	CALEY	124.9	12	CALEY	121.3	94	CHAMBERLAIN	110.3
28	78	FORBER	124.9	22	EVANS	120.9	21	NELSON	110.1
29	94	CHAMBERLAIN	124.7	94	CHAMBERLAIN	119.8	32	HESLOP	109.9
30	22	EVANS	124.2	6	THOMPSON	119.8	22	EVANS	109.2
31	6	THOMPSON	123.5	78	FORBER	119.6	78	FORBER	109.0
32	66	SUDERA	123.5	66	SUDERA	118.9	66	SUDERA	108.7
33	164	SPARROW	122.9	71	JOHNSON	118.7	6	THOMPSON	107.9
34	64	BLACKER	122.6	164	SPARROW	118.1	55	ADAMS	107.2
35	24	HAZELTON	122.6	55	ADAMS	117.5	171	SPARROW	106.0
36	71	JOHNSON	122.4	49	SHORE	117.5	49	SHORE	105.9
37	90	THOMSON	121.7	90	THOMSON	117.1	164	SPARROW	105.9
38	171	SPARROW	121.7	171	SPARROW	115.9	46	GOUGH	104.7
39	55	ADAMS	121.3	64	BLACKER	115.5	90	THOMSON	104.7
40	54	CHAMPION	121.1	54	CHAMPION	114.9	53	GREGORY	102.2
41	49	SHORE	120.9	46	GOUGH	113.1			
42	46	GOUGH	117.1	53	GREGORY	108.2			
43	53	GREGORY	116.7	24	HAZELTON	62.1			

Weather / Track : Cloudy / Dry

Results can be found at www.tsl-timing.com

Silverstone GP

Circuit Length = 3.6604 miles

Start: 14:10 Flag 14:36 End: 14:39

Printed - 14:40 Saturday, 14 August 2021

Petro-Canada Lubricants Porsche Club Championship with Pirelli & 911 Challenge

RACE 3 - STATISTICS

Competitors Started 43
Planned Start 2021-08-14 @ 14:05:00.000
Actual Start 2021-08-14 @ 14:10:15.749
Finish Time 2021-08-14 @ 14:36:24.236
Track Length 3.6604mi.
Total Laps 435
Total Distance Covered 1592.3164mi.

Session Fastest Lap History

NO	CL	NAME	LAP TIME	TIME OF DAY	LAP	VEHICLE
9	1	Chris DYER	2:24.952	14:12:40.694	1	Porsche Cayman S
9	1	Chris DYER	2:21.782	14:15:02.476	2	Porsche Cayman S
23	1	Simon CLARK	2:21.082	14:15:03.029	2	Porsche Cayman S
14	1	Mark MCALEER	2:20.738	14:15:03.356	2	Porsche 997 C2S

Session Leader History

NO	CL	NAME	FROM LAP	LAPS LED	DISTANCE	VEHICLE
9	1	Chris DYER	1	6	21.96 miles	Porsche Cayman S
14	1	Mark MCALEER	7	2	7.32 miles	Porsche 997 C2S
9	1	Chris DYER	9	3	10.98 miles	Porsche Cayman S

Flag History

TYPE	TIME OF DAY
GREEN	14:10:15.749
FINISH	14:36:24.236

Flag Statistics

TYPE	COUNT	TOTAL LAPS	TOTAL TIME
Green	1	11	28:50.971
Red	0	0	0.000
Safety Car	0	0	0.000
FCY	0	0	0.000

Petro-Canada Lubricants Porsche Club Championship with Pirelli & 911 Challenge

RACE 3 - STATISTICS

CLASS : 1

11 Starters

Fastest Lap History

NO	NAME	LAP TIME	TIME OF DAY	LAP	VEHICLE
9	Chris DYER	2:24.952	14:12:40.694	1	Porsche Cayman S
9	Chris DYER	2:21.782	14:15:02.476	2	Porsche Cayman S
23	Simon CLARK	2:21.082	14:15:03.029	2	Porsche Cayman S
14	Mark MCALEER	2:20.738	14:15:03.356	2	Porsche 997 C2S

Leader History

NO	NAME	FROM LAP	LAPS LED	DISTANCE	VEHICLE
9	Chris DYER	1	6	21.96 miles	Porsche Cayman S
14	Mark MCALEER	7	2	7.32 miles	Porsche 997 C2S
9	Chris DYER	9	3	10.98 miles	Porsche Cayman S

Petro-Canada Lubricants Porsche Club Championship with Pirelli & 911 Challenge

RACE 3 - STATISTICS

CLASS : 2

12 Starters

Fastest Lap History

NO	NAME	LAP TIME	TIME OF DAY	LAP	VEHICLE
48	Toby BARLOW	2:31.480	14:12:47.232	1	Porsche Boxster S
48	Toby BARLOW	2:24.165	14:15:11.396	2	Porsche Boxster S

Leader History

NO	NAME	FROM LAP	LAPS LED	DISTANCE	VEHICLE
48	Toby BARLOW	1	11	40.26 miles	Porsche Boxster S

Petro-Canada Lubricants Porsche Club Championship with Pirelli & 911 Challenge

RACE 3 - STATISTICS

CLASS : 3

12 Starters

Fastest Lap History

NO	NAME	LAP TIME	TIME OF DAY	LAP	VEHICLE
32	William HESLOP	2:39.475	14:12:55.225	1	Porsche Boxster S
32	William HESLOP	2:31.667	14:15:26.899	2	Porsche Boxster S
32	William HESLOP	2:31.383	14:17:58.283	3	Porsche Boxster S
78	Richard FORBER	2:30.925	14:18:00.165	3	Porsche Boxster S
32	William HESLOP	2:30.754	14:20:29.038	4	Porsche Boxster S
78	Richard FORBER	2:30.595	14:20:30.762	4	Porsche Boxster S
78	Richard FORBER	2:30.574	14:25:33.160	6	Porsche Boxster S
32	William HESLOP	2:30.569	14:38:10.040	11	Porsche Boxster S
78	Richard FORBER	2:30.372	14:38:10.646	11	Porsche Boxster S

Leader History

NO	NAME	FROM LAP	LAPS LED	DISTANCE	VEHICLE
32	William HESLOP	1	6	21.96 miles	Porsche Boxster S
78	Richard FORBER	7	1	3.66 miles	Porsche Boxster S
32	William HESLOP	8	4	14.64 miles	Porsche Boxster S

Weather / Track : Cloudy / Dry

Results can be found at www.tsl-timing.com

Page 4 of 5

Silverstone GP
Circuit Length = 3.6604 miles
Start: 14:10 Flag 14:36 End: 14:39

Printed - 14:40 Saturday, 14 August 2021

Petro-Canada Lubricants Porsche Club Championship with Pirelli & 911 Challenge

RACE 3 - STATISTICS

CLASS : 911C

8 Starters

Fastest Lap History

NO	NAME	LAP TIME	TIME OF DAY	LAP	VEHICLE
112	Tim BATES	2:57.362	14:13:13.106	1	Porsche 911 SC
112	Tim BATES	2:29.080	14:15:42.187	2	Porsche 911 SC
112	Tim BATES	2:28.846	14:33:12.509	9	Porsche 911 SC

Leader History

NO	NAME	FROM LAP	LAPS LED	DISTANCE	VEHICLE
112	Tim BATES	1	11	40.26 miles	Porsche 911 SC

Petro-Canada Lubricants Porsche Club Championship with Pirelli & 911 Challenge

RACE 7 - CLASSIFICATION

POS	NO	CL	PIC NAME	ENTRY	LAPS	TIME	GAP	DIFF	MPH	BEST	ON	
1	23	1	1	Simon CLARK	Porsche Cayman S	11	26:04.824		92.63	2:21.139	4	
2	9	1	2	Chris DYER	Porsche Cayman S	11	26:07.206	2.382	2.382	92.49	2:20.943	3
3	14	1	3	Mark MCALEER	Porsche 997 C2S	11	26:08.125	3.301	0.919	92.43	2:20.746	5
4	16	1	4	Kevin HARRISON	Porsche 996 C2	11	26:08.984	4.160	0.859	92.38	2:21.018	10
5	44	1	5	Jake MCALEER	Porsche Cayman S	11	26:09.900	5.076	0.916	92.33	2:21.503	10
6	3	1	6	Richard ELLIS	Porsche 996 C2	11	26:25.858	21.034	15.958	91.40	2:21.813	2
7	11	1	7	James CALEY	Porsche 997 C2S	11	26:41.159	36.335	15.301	90.53	2:22.489	2
8	2	1	8	Peter MORRIS	Porsche 997 C2S	11	26:46.702	41.878	5.543	90.21	2:21.907	2
9	48	2	1	Toby BARLOW	Porsche Boxster S	11	26:55.187	50.363	8.485	89.74	2:25.072	3
10	85	1	9	Richard BAYSTON	Porsche 996 C2	11	26:59.430	54.606	4.243	89.51	2:25.516	3
11	25	2	2	Matthew KYLE-HENNEY	Porsche Boxster S	11	27:09.539	1:04.715	10.109	88.95	2:26.254	6
12	70	2	3	Angus ARCHER	Porsche Boxster S	11	27:09.714	1:04.890	0.175	88.94	2:26.476	2
13	88	2	4	Paul SIMPSON	Porsche Boxster S	11	27:30.943	1:26.119	21.229	87.80	2:28.544	7
14	12	2	5	Bill CALEY	Porsche Boxster S	11	27:32.138	1:27.314	1.195	87.73	2:27.445	3
15	45	1	10	Paul SEAGRAVE	Porsche 996 C2	11	27:38.563	1:33.739	6.425	87.39	2:26.615	5
16	112	911C	1	Tim BATES	Porsche 911 SC	11	27:39.964	1:35.140	1.401	87.32	2:27.147	4
17	17	2	6	Andy MUGGERIDGE	Porsche Boxster S	11	27:42.084	1:37.260	2.120	87.21	2:26.973	5
18	78	3	1	Richard FORBER	Porsche Boxster S	11	27:48.309	1:43.485	6.225	86.88	2:29.495	6
19	32	3	2	William HESLOP	Porsche Boxster S	11	27:49.095	1:44.271	0.786	86.84	2:30.230	10
20	27	2	7	Kevin LUDFORD	Porsche Boxster S	11	28:17.131	2:12.307	28.036	85.41	2:32.144	11
21	111	911C	2	NEAL / HARVEY	Porsche 964 Carrera 2	11	28:18.265	2:13.441	1.134	85.35	2:30.463	7
22	8	2	8	Steven MORRISON	Porsche Boxster S	11	28:19.397	2:14.573	1.132	85.29	2:31.001	11
23	21	3	3	Alistair NELSON	Porsche Boxster S	11	28:31.927	2:27.103	12.530	84.67	2:32.975	4
24	24	2	9	Carl HAZELTON	Porsche Boxster S	11	28:32.362	2:27.538	0.435	84.65	2:33.116	8
25	64	2	10	Vince BLACKER	Porsche Boxster S	11	28:37.649	2:32.825	5.287	84.39	2:33.294	5
26	6	3	4	Mike THOMPSON	Porsche Boxster S	10	26:07.819	1 Lap	1 Lap	84.05	2:34.648	4
27	28	2	11	Andy BAKER	Porsche Boxster S	10	26:08.973	1 Lap	1.154	83.98	2:33.358	4
28	20	1	11	John ALEXANDER	Porsche Cayman S	10	26:10.493	1 Lap	1.520	83.90	2:33.311	6
29	55	3	5	Scott ADAMS	Porsche Boxster S	10	26:14.764	1 Lap	4.271	83.68	2:35.411	8
30	22	3	6	Peter EVANS	Porsche Boxster S	10	26:15.535	1 Lap	0.771	83.64	2:35.995	7
31	50	911C	3	Nathan LUCKEY	Porsche 964 RS N/GT	10	26:23.455	1 Lap	7.920	83.22	2:32.152	7
32	49	3	7	Steven SHORE	Porsche Boxster S	10	26:58.149	1 Lap	34.694	81.43	2:38.543	7
33	66	3	8	Vikram SUDERA	Porsche Boxster S	10	27:07.998	1 Lap	9.849	80.94	2:38.743	7
34	26	911C	4	David BURKE	Porsche 911 RSR	10	27:10.635	1 Lap	2.637	80.81	2:35.199	8
35	46	3	9	Matt GOUGH	Porsche Boxster S	10	27:34.619	1 Lap	23.984	79.64	2:42.390	6
36	96	911C	5	Christian AYRES	Porsche 964	10	28:09.155	1 Lap	34.536	78.01	2:43.690	4
37	71	3	10	Michael JOHNSON	Porsche Boxster S	10	28:14.169	1 Lap	5.014	77.78	2:46.227	9
38	90	3	11	Sarah THOMSON	Porsche Boxster S	10	28:15.495	1 Lap	1.326	77.72	2:42.062	9
39	171	911C	6	Morgan SPARROW	Porsche 911 2.7	10	28:36.959	1 Lap	21.464	76.75	2:46.346	10
40	164	911C	7	Roger SPARROW	Porsche 911	10	28:38.966	1 Lap	2.007	76.66	2:46.492	4
41	53	3	12	Wayne GREGORY	Porsche Boxster S	10	28:46.759	1 Lap	7.793	76.31	2:47.705	8

FASTEST LAP

14	1	Mark MCALEER	Porsche 997 C2S	5	2:20.746	93.62 mph	150.67 kph
48	2	Toby BARLOW	Porsche Boxster S	3	2:25.072	90.83 mph	146.18 kph
112	911C	Tim BATES	Porsche 911 SC	4	2:27.147	89.55 mph	144.12 kph
78	3	Richard FORBER	Porsche Boxster S	6	2:29.495	88.14 mph	141.86 kph

Weather / Track : Cloudy / Dry

These results are provisional until the conclusion of any judicial and technical matters.

Silverstone GP: 3.6604 miles

Race Distance: 11 Laps / 40.26 miles

Start: 16:34 Flag 17:00 End: 17:03

Clerk Of Course : Tony Watts	Stewards :	Timekeeper : Nick Palmer
------------------------------	------------	--------------------------

Petro-Canada Lubricants Porsche Club Championship with Pirelli & 911 Challenge

RACE 7 - LAP CHART

LAP 1 @ 16:36:45.808			LAP 2 @ 16:39:07.252			LAP 3 @ 16:41:28.403			LAP 4 @ 16:43:49.542			LAP 5 @ 16:46:11.027		
NO	BEHIND	LAP TIME	NO	BEHIND	LAP TIME	NO	BEHIND	LAP TIME	NO	BEHIND	LAP TIME	NO	BEHIND	LAP TIME
23		2:24.271	23		2:21.444	23		2:21.151	23		2:21.139	23		2:21.485
16	0.785	2:25.056	16	0.377	2:21.036	9	0.505	2:20.943	16	1.089	2:21.164	16	0.904	2:21.300
9	1.193	2:25.464	9	0.713	2:20.964	16	1.064	2:21.838	9	1.559	2:22.193	9	1.756	2:21.682
11	1.467	2:25.738	11	2.512	2:22.489	14	3.990	2:22.134	14	3.784	2:20.933	14	3.045	2:20.746
14	2.587	2:26.858	14	3.007	2:21.864	11	5.041	2:23.680	11	7.262	2:23.360	44	8.645	2:22.482
44	3.490	2:27.761	44	3.712	2:21.666	44	5.529	2:22.968	44	7.648	2:23.258	11	9.348	2:23.571
3	4.117	2:28.388	3	4.486	2:21.813	3	6.134	2:22.799	3	7.901	2:22.906	3	9.908	2:23.492
85	5.104	2:29.375	2	5.986	2:21.907	2	7.330	2:22.495	2	8.645	2:22.454	2	10.315	2:23.155
2	5.523	2:29.794	48	11.631	2:26.313	48	15.552	2:25.072	48	20.289	2:25.876	48	24.917	2:26.113
48	6.762	2:31.033	45	13.719	2:26.702	45	19.511	2:26.943	45	25.643	2:27.271	45	30.773	2:26.615
45	8.461	2:32.732	70	14.538	2:26.476	85	20.382	2:25.516	85	26.352	2:27.109	85	31.371	2:26.504
70	9.506	2:33.777	25	14.935	2:26.605	25	21.128	2:27.344	25	27.175	2:27.186	25	32.627	2:26.937
25	9.774	2:34.045	85	16.017	2:32.357	70	21.400	2:28.013	70	28.011	2:27.750	70	33.441	2:26.915
88	10.408	2:34.679	88	17.723	2:28.759	88	25.561	2:28.989	88	33.569	2:29.147	88	41.401	2:29.317
17	10.910	2:35.181	17	18.068	2:28.602	17	25.971	2:29.054	12	37.983	2:31.808	12	45.845	2:29.347
12	13.840	2:38.111	12	21.020	2:28.624	12	27.314	2:27.445	32	43.505	2:30.460	32	52.576	2:30.556
8	14.914	2:39.185	32	24.412	2:30.543	32	34.184	2:30.923	78	45.134	2:30.715	78	53.826	2:30.177
32	15.313	2:39.584	78	26.254	2:31.604	78	35.558	2:30.455	17	50.180	2:45.348	17	55.668	2:26.973
27	16.094	2:40.365	27	29.118	2:34.468	27	42.565	2:34.598	112	54.369	2:27.147	112	1:00.749	2:27.865
78	16.094	2:40.365	20	30.951	2:34.830	21	47.266	2:35.346	27	56.165	2:34.739	27	1:09.158	2:34.478
20	17.565	2:41.836	8	31.634	2:38.164	112	48.361	2:31.999	21	59.102	2:32.975	21	1:10.943	2:33.326
24	18.406	2:42.677	24	32.546	2:35.584	6	48.998	2:35.144	6	1:02.507	2:34.648	6	1:16.088	2:35.066
28	19.649	2:43.920	21	33.071	2:33.287	24	49.851	2:38.456	24	1:03.198	2:34.486	24	1:16.799	2:35.086
22	20.348	2:44.619	28	33.502	2:35.297	22	51.241	2:37.354	28	1:03.993	2:33.358	8	1:16.992	2:32.693
6	20.672	2:44.943	6	35.005	2:35.777	28	51.774	2:39.423	8	1:05.784	2:34.967	28	1:17.257	2:34.749
21	21.228	2:45.499	22	35.038	2:36.134	8	51.956	2:41.473	22	1:06.116	2:36.014	64	1:17.986	2:33.294
55	22.959	2:47.230	55	37.327	2:35.812	64	52.470	2:34.965	64	1:06.177	2:34.846	111	1:20.775	2:32.947
64	23.545	2:47.816	112	37.513	2:28.237	55	53.605	2:37.429	55	1:09.120	2:36.654	22	1:22.432	2:37.801
49	26.369	2:50.640	64	38.656	2:36.555	111	58.318	2:32.655	111	1:09.313	2:32.134	55	1:24.169	2:36.534
66	28.083	2:52.354	49	45.119	2:40.194	20	59.737	2:49.937	50	1:12.786	2:32.900	50	1:24.320	2:33.019
112	30.720	2:54.991	111	46.814	2:33.020	50	1:01.025	2:33.255	20	1:13.903	2:35.305	20	1:28.097	2:35.679
46	32.157	2:56.428	66	48.683	2:42.044	49	1:07.205	2:43.237	49	1:28.619	2:42.553	49	1:48.030	2:40.896
90	34.697	2:58.968	50	48.921	2:33.380	66	1:10.143	2:42.611	66	1:29.679	2:40.675	66	1:48.195	2:40.001
111	35.238	2:59.509	46	56.468	2:45.755	46	1:19.693	2:44.376	46	1:45.708	2:47.154	46	2:07.419	2:43.196
50	36.985	3:01.256	90	59.627	2:46.374	90	1:23.528	2:45.052	90	1:47.175	2:44.786	90	2:09.591	2:43.901
71	39.264	3:03.535	71	1:05.565	2:47.745	71	1:31.826	2:47.412	26	1:56.668	2:39.748	26	2:14.051	2:38.868
53	41.292	3:05.563	53	1:12.450	2:52.602	96	1:37.270	2:43.826	71	1:58.302	2:47.615			
96	51.044	3:15.315	96	1:14.595	2:44.995	26	1:38.059	2:42.721	96	1:59.821	2:43.690			
26	51.379	3:15.650	26	1:16.489	2:46.554	53	1:45.200	2:53.901	171	2:11.005	2:46.789			
171	52.917	3:17.188	171	1:19.301	2:47.828	171	1:45.355	2:47.205	164	2:12.462	2:46.492			
164	54.645	3:18.916	164	1:20.505	2:47.304	164	1:47.109	2:47.755	53	2:17.228	2:53.167			

Weather / Track : Cloudy / Dry

Silverstone GP

Circuit Length = 3.6604 miles

Start: 16:34 Flag 17:00 End: 17:03

Petro-Canada Lubricants Porsche Club Championship with Pirelli & 911 Challenge

RACE 7 - LAP CHART

LAP 6 @ 16:48:33.066			LAP 7 @ 16:50:55.999			LAP 8 @ 16:53:18.337			LAP 9 @ 16:55:40.775			LAP 10 @ 16:58:02.819		
NO	BEHIND	LAP TIME	NO	BEHIND	LAP TIME	NO	BEHIND	LAP TIME	NO	BEHIND	LAP TIME	NO	BEHIND	LAP TIME
23		2:22.039	23		2:22.933	23		2:22.338	23		2:22.438	23		2:22.044
16	2.212	2:23.347	16	2.685	2:23.406	16	1.613	2:21.266	9	2.258	2:22.355	9	1.900	2:21.686
9	2.635	2:22.918	9	3.480	2:23.778	9	2.341	2:21.199	14	3.054	2:22.758	14	2.226	2:21.216
96	1 Lap	2:47.464	14	3.948	2:22.989	14	2.734	2:21.124	16	3.643	2:24.468	16	2.617	2:21.018
14	3.892	2:22.886	46	1 Lap	2:42.390	44	7.193	2:21.533	44	6.576	2:21.821	44	6.035	2:21.503
71	1 Lap	2:49.962	90	1 Lap	2:43.213	11	12.578	2:24.160	11	13.759	2:23.619	11	17.507	2:25.792
44	8.493	2:21.887	44	7.998	2:22.438	3	12.970	2:24.008	2	14.068	2:23.252	3	17.843	2:25.230
11	10.354	2:23.045	26	1 Lap	2:39.688	2	13.254	2:23.632	49	1 Lap	2:38.914	2	17.992	2:25.968
3	11.091	2:23.222	11	10.756	2:23.335	26	1 Lap	2:37.477	3	14.657	2:24.125	49	1 Lap	2:43.224
2	11.723	2:23.447	3	11.300	2:23.142	46	1 Lap	2:45.534	66	1 Lap	2:39.507	66	1 Lap	2:42.215
171	1 Lap	2:51.948	2	11.960	2:23.170	90	1 Lap	2:45.467	26	1 Lap	2:35.199	48	46.162	2:26.477
164	1 Lap	2:51.677	96	1 Lap	2:46.410	48	36.819	2:26.722	48	41.729	2:27.348	26	1 Lap	2:36.570
53	1 Lap	2:53.158	71	1 Lap	2:48.071	85	45.124	2:28.249	85	48.765	2:26.079	85	52.609	2:25.888
48	28.625	2:25.747	48	32.435	2:26.743	25	50.322	2:31.918	46	1 Lap	2:44.417	25	1:00.165	2:27.333
85	35.305	2:25.973	85	39.213	2:26.841	70	51.102	2:29.367	90	1 Lap	2:43.036	70	1:01.048	2:27.628
45	35.769	2:27.035	25	40.742	2:26.833	96	1 Lap	2:46.424	25	54.876	2:26.992	46	1 Lap	2:42.870
25	36.842	2:26.254	45	40.873	2:28.037	71	1 Lap	2:46.907	70	55.464	2:26.800	90	1 Lap	2:42.062
70	39.812	2:28.410	70	44.073	2:27.194	88	1:02.121	2:30.268	88	1:09.420	2:29.737	88	1:18.228	2:30.852
88	48.580	2:29.218	171	1 Lap	2:48.591	12	1:07.103	2:30.809	12	1:14.160	2:29.495	12	1:21.261	2:29.145
12	53.129	2:29.323	164	1 Lap	2:48.039	45	1:11.178	2:52.643	96	1 Lap	2:46.154	45	1:27.098	2:30.955
32	1:00.786	2:30.249	53	1 Lap	2:50.070	171	1 Lap	2:53.137	45	1:18.187	2:29.447	112	1:30.313	2:28.616
78	1:01.282	2:29.495	88	54.191	2:28.544	32	1:16.548	2:30.513	71	1 Lap	2:47.119	17	1:32.490	2:28.686
17	1:01.527	2:27.898	12	58.632	2:28.436	17	1:16.742	2:29.093	112	1:23.741	2:28.535	78	1:35.586	2:30.505
112	1:06.195	2:27.485	32	1:08.373	2:30.520	112	1:17.644	2:28.393	17	1:25.848	2:31.544	32	1:36.311	2:30.230
27	1:20.690	2:33.571	78	1:09.479	2:31.130	164	1 Lap	2:54.326	78	1:27.125	2:30.743	96	1 Lap	2:48.466
21	1:22.683	2:33.779	17	1:09.987	2:31.393	78	1:18.820	2:31.679	32	1:28.125	2:34.015	71	1 Lap	2:46.227
8	1:28.471	2:33.518	112	1:11.589	2:28.327	53	1 Lap	2:53.956	171	1 Lap	2:48.603	27	2:03.705	2:34.714
6	1:29.467	2:35.418	27	1:30.071	2:32.314	27	1:40.619	2:32.886	164	1 Lap	2:48.094	111	2:06.245	2:31.292
24	1:30.283	2:35.523	21	1:35.526	2:35.776	8	1:46.438	2:31.692	53	1 Lap	2:47.705	8	2:07.114	2:33.595
111	1:30.890	2:32.154	8	1:37.084	2:31.546	21	1:48.060	2:34.872	27	1:51.035	2:32.854	171	1 Lap	2:49.324
64	1:31.872	2:35.925	111	1:38.420	2:30.463	111	1:48.757	2:32.675	8	1:55.563	2:31.563	164	1 Lap	2:49.026
28	1:32.908	2:37.690	24	1:42.171	2:34.821	24	1:52.949	2:33.116	111	1:56.997	2:30.678	21	2:14.089	2:35.153
50	1:35.194	2:32.913	6	1:42.999	2:36.465	64	1:54.920	2:34.063	21	2:00.980	2:35.358	53	1 Lap	2:47.794
22	1:37.348	2:36.955	64	1:43.195	2:34.256	6	1:57.536	2:36.875	24	2:03.888	2:33.377	24	2:17.133	2:35.289
55	1:38.067	2:35.937	28	1:44.040	2:34.065	28	2:00.625	2:38.923	64	2:07.064	2:34.582	64	2:19.632	2:34.612
20	1:39.369	2:33.311	50	1:44.413	2:32.152	50	2:01.827	2:39.752	6	2:12.192	2:37.094			
49	2:04.839	2:38.848	22	1:50.410	2:35.995	20	2:02.917	2:34.286	28	2:13.115	2:34.928			
66	2:05.384	2:39.228	20	1:50.969	2:34.533	55	2:04.832	2:35.411	20	2:14.950	2:34.471			
			55	1:51.759	2:36.625	22	2:05.821	2:37.749	55	2:18.855	2:36.461			
			49	2:20.449	2:38.543				22	2:19.483	2:36.100			
			66	2:21.194	2:38.743				50	2:22.017	2:42.628			

Weather / Track : Cloudy / Dry

Silverstone GP
Circuit Length = 3.6604 miles
Start: 16:34 Flag 17:00 End: 17:03

Petro-Canada Lubricants Porsche Club Championship with Pirelli & 911 Challenge

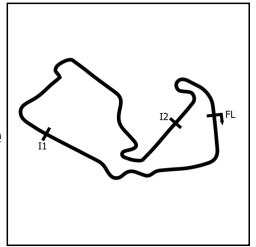
RACE 7 - LAP CHART

LAP 11	@ 17:00:26.361
---------------	-----------------------

NO	BEHIND	LAP TIME
23		2:23.542
9	2.382	2:24.024
6	1 Lap	2:36.389
14	3.301	2:24.617
28	1 Lap	2:36.620
16	4.160	2:25.085
44	5.076	2:22.583
20	1 Lap	2:36.305
55	1 Lap	2:36.671
22	1 Lap	2:36.814
50	1 Lap	2:42.200
3	21.034	2:26.733
11	36.335	2:42.370
2	41.878	2:47.428
48	50.363	2:27.743
49	1 Lap	2:41.100
85	54.606	2:25.539
66	1 Lap	2:50.620
25	1:04.715	2:28.092
70	1:04.890	2:27.384
26	1 Lap	2:38.160
88	1:26.119	2:31.433
12	1:27.314	2:29.595
46	1 Lap	2:42.499
45	1:33.739	2:30.183
112	1:35.140	2:28.369
17	1:37.260	2:28.312
78	1:43.485	2:31.441
32	1:44.271	2:31.502
96	1 Lap	2:46.411
71	1 Lap	2:49.576
90	1 Lap	3:22.636
27	2:12.307	2:32.144
111	2:13.441	2:30.738
8	2:14.573	2:31.001
21	2:27.103	2:36.556
24	2:27.538	2:33.947
171	1 Lap	2:46.346
64	2:32.825	2:36.735
164	1 Lap	2:47.337
53	1 Lap	2:48.843

Weather / Track : Cloudy / Dry

Petro-Canada Lubricants Porsche Club Championship with Pirelli & 911 Challenge



RACE 7 - SECTOR ANALYSIS

SECTOR 1 = FL to I1, SECTOR 2 = I1 to I2, SECTOR 3 = I2 to FL, DIFF = Difference To Personal Best Lap, P = Crossed Finish Line in Pit Lane, D = Time Disallowed

P1		23 1		Simon CLARK			Porsche Cayman S			
IDEAL LAP TIME : 2:20.549		BEST LAP TIME : 2:21.139			DIFFERENCE : 0.590					
LAP	SECTOR 1		SECTOR 2		SECTOR 3		LAP TIME	MPH	DIFF	TIME OF DAY
1 -		133.1	1:12.677	129.5	25.654	117.8	2:24.271	91.34	3.132	16:36:45.808
2 -	43.222	135.0	1:12.429	130.0	25.793	117.6	2:21.444 (3)	93.16	0.305	16:39:07.252
3 -	42.941	135.5	1:12.301	130.8	25.909	117.4	2:21.151 (2)	93.35	0.012	16:41:28.403
4 -	43.397	134.7	1:11.954	130.0	25.788	117.8	2:21.139 (1)	93.36		16:43:49.542
5 -	43.213	134.4	1:12.445	130.3	25.827	118.0	2:21.485	93.13	0.346	16:46:11.027
6 -	43.431	135.5	1:12.653	130.3	25.955	118.2	2:22.039	92.77	0.900	16:48:33.066
7 -	43.221	135.2	1:13.775	130.0	25.937	117.8	2:22.933	92.19	1.794	16:50:55.999
8 -	43.448	134.7	1:12.931	130.3	25.959	117.8	2:22.338	92.58	1.199	16:53:18.337
9 -	43.988	134.2	1:12.611	130.5	25.839	118.9	2:22.438	92.51	1.299	16:55:40.775
10 -	43.452	134.4	1:12.735	130.0	25.857	119.5	2:22.044	92.77	0.905	16:58:02.819
11 -	44.035	133.9	1:13.627	126.8	25.880	118.2	2:23.542	91.80	2.403	17:00:26.361

P2		9 1		Chris DYER			Porsche Cayman S			
IDEAL LAP TIME : 2:20.748		BEST LAP TIME : 2:20.943			DIFFERENCE : 0.195					
LAP	SECTOR 1		SECTOR 2		SECTOR 3		LAP TIME	MPH	DIFF	TIME OF DAY
1 -		134.4	1:13.227	128.3	26.064	117.6	2:25.464	90.59	4.521	16:36:47.001
2 -	43.026	136.3	1:12.353	131.3	25.585	118.0	2:20.964 (2)	93.48	0.021	16:39:07.965
3 -	42.843	135.2	1:12.350	130.3	25.750	116.6	2:20.943 (1)	93.49		16:41:28.908
4 -	43.108	135.8	1:13.016	128.5	26.069	117.2	2:22.193	92.67	1.250	16:43:51.101
5 -	43.146	135.8	1:12.908	130.5	25.628	117.2	2:21.682	93.00	0.739	16:46:12.783
6 -	43.829	136.1	1:13.364	130.3	25.725	117.2	2:22.918	92.20	1.975	16:48:35.701
7 -	44.013	133.9	1:13.679	128.0	26.086	116.1	2:23.778	91.65	2.835	16:50:59.479
8 -	43.038	135.8	1:12.571	130.3	25.590	117.0	2:21.199 (3)	93.32	0.256	16:53:20.678
9 -	44.450	130.5	1:12.333	129.5	25.572	116.8	2:22.355	92.56	1.412	16:55:43.033
10 -	43.495	134.4	1:12.489	129.0	25.702	117.4	2:21.686	93.00	0.743	16:58:04.719
11 -	43.443	133.6	1:14.476	130.0	26.105	115.7	2:24.024	91.49	3.081	17:00:28.743

P3		14 1		Mark MCALEER			Porsche 997 C2S			
IDEAL LAP TIME : 2:20.724		BEST LAP TIME : 2:20.746			DIFFERENCE : 0.022					
LAP	SECTOR 1		SECTOR 2		SECTOR 3		LAP TIME	MPH	DIFF	TIME OF DAY
1 -		135.8	1:12.782	132.1	25.940	120.8	2:26.858	89.73	6.112	16:36:48.395
2 -	43.493	137.2	1:12.533	132.6	25.838	120.6	2:21.864	92.89	1.118	16:39:10.259
3 -	43.523	137.2	1:12.655	132.1	25.956	120.6	2:22.134	92.71	1.388	16:41:32.393
4 -	43.126	136.6	1:11.954	132.6	25.853	120.8	2:20.933 (2)	93.50	0.187	16:43:53.326
5 -	42.993	136.9	1:11.911	132.3	25.842	120.8	2:20.746 (1)	93.62		16:46:14.072
6 -	43.148	137.7	1:13.689	132.8	26.049	114.7	2:22.886	92.22	2.140	16:48:36.958
7 -	43.866	136.9	1:12.638	131.5	26.485	121.1	2:22.989	92.15	2.243	16:50:59.947
8 -	43.067	138.0	1:12.212	129.3	25.845	120.6	2:21.124 (3)	93.37	0.378	16:53:21.071
9 -	44.495	133.4	1:12.426	133.1	25.837	120.8	2:22.758	92.30	2.012	16:55:43.829
10 -	43.138	137.2	1:12.258	128.0	25.820	121.5	2:21.216	93.31	0.470	16:58:05.045
11 -	43.342	137.5	1:14.417	124.7	26.858	119.5	2:24.617	91.12	3.871	17:00:29.662

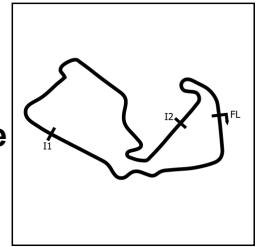
P4		16 1		Kevin HARRISON			Porsche 996 C2			
IDEAL LAP TIME : 2:20.640		BEST LAP TIME : 2:21.018			DIFFERENCE : 0.378					
LAP	SECTOR 1		SECTOR 2		SECTOR 3		LAP TIME	MPH	DIFF	TIME OF DAY
1 -		134.2	1:12.725	129.5	25.667	120.2	2:25.056	90.84	4.038	16:36:46.593
2 -	43.177	135.8	1:12.163	131.0	25.696	120.6	2:21.036 (2)	93.43	0.018	16:39:07.629
3 -	43.912	135.0	1:12.181	132.1	25.745	120.4	2:21.838	92.90	0.820	16:41:29.467
4 -	43.319	135.5	1:12.226	129.5	25.619	120.4	2:21.164 (3)	93.35	0.146	16:43:50.631
5 -	43.384	134.4	1:12.385	131.0	25.531	121.1	2:21.300	93.26	0.282	16:46:11.931
6 -	44.091	135.8	1:13.149	130.5	26.107	119.5	2:23.347	91.92	2.329	16:48:35.278
7 -	44.140	133.4	1:12.967	129.5	26.299	119.3	2:23.406	91.89	2.388	16:50:58.684
8 -	43.465	135.0	1:11.932	131.3	25.869	120.6	2:21.266	93.28	0.248	16:53:19.950
9 -	45.325	129.5	1:13.144	132.6	25.999	119.7	2:24.468	91.21	3.450	16:55:44.418
10 -	43.368	135.5	1:12.077	131.5	25.573	121.5	2:21.018 (1)	93.44		16:58:05.436
11 -	43.515	136.1	1:14.458	127.0	27.112	115.5	2:25.085	90.82	4.067	17:00:30.521

Weather / Track : Cloudy / Dry

Silverstone GP
Circuit Length = 3.6604 miles
Start: 16:34 Flag 17:00 End: 17:03

Petro-Canada Lubricants Porsche Club Championship with Pirelli & 911 Challenge

RACE 7 - SECTOR ANALYSIS



SECTOR 1 = FL to I1, SECTOR 2 = I1 to I2, SECTOR 3 = I2 to FL, DIFF = Difference To Personal Best Lap, P = Crossed Finish Line in Pit Lane, D = Time Disallowed

P5		44 1		Jake MCALEER			Porsche Cayman S			
IDEAL LAP TIME : 2:21.159		BEST LAP TIME : 2:21.503			DIFFERENCE : 0.344					
LAP	SECTOR 1		SECTOR 2		SECTOR 3		LAP TIME	MPH	DIFF	TIME OF DAY
1 -		135.0	1:13.164	132.3	26.117	119.5	2:27.761	89.18	6.258	16:36:49.298
2 -	43.139	137.2	1:12.572	132.6	25.955	120.2	2:21.666 (3)	93.02	0.163	16:39:10.964
3 -	43.438	136.1	1:13.825	132.3	25.705	120.4	2:22.968	92.17	1.465	16:41:33.932
4 -	43.359	135.8	1:13.884	131.8	26.015	120.4	2:23.258	91.98	1.755	16:43:57.190
5 -	43.776	132.6	1:12.892	130.5	25.814	119.5	2:22.482	92.48	0.979	16:46:19.672
6 -	43.237	136.3	1:12.876	130.5	25.774	119.7	2:21.887	92.87	0.384	16:48:41.559
7 -	43.783	135.8	1:12.688	130.3	25.967	119.5	2:22.438	92.51	0.935	16:51:03.997
8 -	43.408	136.1	1:12.315	130.8	25.810	119.1	2:21.533 (2)	93.10	0.030	16:53:25.530
9 -	43.370	136.1	1:12.614	131.5	25.837	119.1	2:21.821	92.91	0.318	16:55:47.351
10 -	43.245	136.3	1:12.384	131.8	25.874	118.9	2:21.503 (1)	93.12		16:58:08.854
11 -	43.480	135.2	1:13.146	131.8	25.957	117.8	2:22.583	92.42	1.080	17:00:31.437

P6		3 1		Richard ELLIS			Porsche 996 C2			
IDEAL LAP TIME : 2:21.575		BEST LAP TIME : 2:21.813			DIFFERENCE : 0.238					
LAP	SECTOR 1		SECTOR 2		SECTOR 3		LAP TIME	MPH	DIFF	TIME OF DAY
1 -		133.4	1:13.566	127.5	25.894	117.2	2:28.388	88.80	6.575	16:36:49.925
2 -	43.263	133.4	1:12.707	127.0	25.843	116.6	2:21.813 (1)	92.92		16:39:11.738
3 -	43.324	132.6	1:13.769	128.3	25.706	115.5	2:22.799 (2)	92.28	0.986	16:41:34.537
4 -	43.587	132.6	1:13.550	129.0	25.769	116.8	2:22.906 (3)	92.21	1.093	16:43:57.443
5 -	43.856	131.3	1:13.796	127.5	25.840	115.5	2:23.492	91.83	1.679	16:46:20.935
6 -	43.770	132.8	1:13.697	126.6	25.755	117.0	2:23.222	92.00	1.409	16:48:44.157
7 -	44.451	129.5	1:13.086	127.3	25.605	117.4	2:23.142	92.06	1.329	16:51:07.299
8 -	44.749	131.8	1:13.260	127.0	25.999	116.1	2:24.008	91.50	2.195	16:53:31.307
9 -	44.827	132.1	1:12.990	127.5	26.308	115.5	2:24.125	91.43	2.312	16:55:55.432
10 -	44.585	130.8	1:13.975	125.4	26.670	115.7	2:25.230	90.73	3.417	16:58:20.662
11 -	47.220	129.5	1:13.586	125.4	25.927	114.9	2:26.733	89.80	4.920	17:00:47.395

P7		11 1		James CALEY			Porsche 997 C2S			
IDEAL LAP TIME : 2:21.841		BEST LAP TIME : 2:22.489			DIFFERENCE : 0.648					
LAP	SECTOR 1		SECTOR 2		SECTOR 3		LAP TIME	MPH	DIFF	TIME OF DAY
1 -		136.1	1:12.391	131.8	26.013	119.5	2:25.738	90.42	3.249	16:36:47.275
2 -	43.576	136.6	1:13.039	132.3	25.874	120.2	2:22.489 (1)	92.48		16:39:09.764
3 -	43.922	135.5	1:13.750	132.1	26.008	120.8	2:23.680	91.71	1.191	16:41:33.444
4 -	43.689	136.9	1:13.517	131.0	26.154	119.7	2:23.360	91.92	0.871	16:43:56.804
5 -	44.164	135.2	1:13.390	131.5	26.017	120.4	2:23.571	91.78	1.082	16:46:20.375
6 -	43.652	138.0	1:13.443	131.5	25.950	120.4	2:23.045 (2)	92.12	0.556	16:48:43.420
7 -	44.378	136.9	1:12.820	132.3	26.137	118.9	2:23.335 (3)	91.93	0.846	16:51:06.755
8 -	44.740	137.2	1:13.197	131.0	26.223	119.7	2:24.160	91.41	1.671	16:53:30.915
9 -	43.994	136.9	1:12.961	133.9	26.664	119.3	2:23.619	91.75	1.130	16:55:54.534
10 -	44.565	136.3	1:14.873	132.1	26.354	117.8	2:25.792	90.38	3.303	16:58:20.326
11 -	1:01.940	133.6	1:13.955	131.0	26.475	118.4	2:42.370	81.15	19.881	17:01:02.696

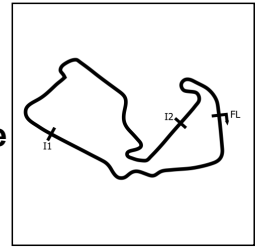
P8		2 1		Peter MORRIS			Porsche 997 C2S			
IDEAL LAP TIME : 2:21.274		BEST LAP TIME : 2:21.907			DIFFERENCE : 0.633					
LAP	SECTOR 1		SECTOR 2		SECTOR 3		LAP TIME	MPH	DIFF	TIME OF DAY
1 -		132.8	1:14.203	130.5	25.901	120.2	2:29.794	87.97	7.887	16:36:51.331
2 -	43.717	136.3	1:12.529	130.3	25.661	119.5	2:21.907 (1)	92.86		16:39:13.238
3 -	43.238	136.9	1:13.153	131.5	26.104	119.7	2:22.495 (3)	92.47	0.588	16:41:35.733
4 -	43.419	136.1	1:12.826	130.3	26.209	119.3	2:22.454 (2)	92.50	0.547	16:43:58.187
5 -	43.467	134.4	1:13.855	130.5	25.833	119.5	2:23.155	92.05	1.248	16:46:21.342
6 -	43.660	138.0	1:13.769	130.8	26.018	120.2	2:23.447	91.86	1.540	16:48:44.789
7 -	43.805	136.1	1:13.486	130.0	25.879	120.0	2:23.170	92.04	1.263	16:51:07.959
8 -	45.271	135.0	1:12.375	130.3	25.986	120.2	2:23.632	91.74	1.725	16:53:31.591
9 -	44.008	136.6	1:12.914	130.8	26.330	119.3	2:23.252	91.99	1.345	16:55:54.843
10 -	44.665	134.7	1:14.845	125.6	26.458	120.6	2:25.968	90.27	4.061	16:58:20.811
11 -	57.106	126.3	1:22.907	125.4	27.415	110.7	2:47.428	78.70	25.521	17:01:08.239

Weather / Track : Cloudy / Dry

Silverstone GP
Circuit Length = 3.6604 miles
Start: 16:34 Flag 17:00 End: 17:03

Petro-Canada Lubricants Porsche Club Championship with Pirelli & 911 Challenge

RACE 7 - SECTOR ANALYSIS



SECTOR 1 = FL to I1, SECTOR 2 = I1 to I2, SECTOR 3 = I2 to FL, DIFF = Difference To Personal Best Lap, P = Crossed Finish Line in Pit Lane, D = Time Disallowed

P9 48 2		Toby BARLOW		Porsche Boxster S									
IDEAL LAP TIME : 2:24.787		BEST LAP TIME : 2:25.072		DIFFERENCE : 0.285									
LAP	SECTOR 1	SECTOR 2	SECTOR 3	LAP TIME	MPH	DIFF	TIME OF DAY						
1 -		126.1	1:14.120	124.2	26.266	112.2	2:31.033	87.25	5.961	16:36:52.570			
2 -	45.612	125.2	1:14.418	122.9	26.283	111.6	2:26.313	90.06	1.241	16:39:18.883			
3 -	44.401	125.4	1:14.279	123.1	26.392	111.6	2:25.072 (1)	90.83		16:41:43.955			
4 -	44.809	125.9	1:14.423	122.2	26.644	111.2	2:25.876 (3)	90.33	0.804	16:44:09.831			
5 -	44.827	125.4	1:14.679	122.6	26.607	111.2	2:26.113	90.18	1.041	16:46:35.944			
6 -	44.915	124.9	1:14.367	122.6	26.465	111.2	2:25.747 (2)	90.41	0.675	16:49:01.691			
7 -	45.022	125.6	1:15.250	122.6	26.471	111.6	2:26.743	89.80	1.671	16:51:28.434			
8 -	44.983	124.2	1:14.968	123.1	26.771	111.2	2:26.722	89.81	1.650	16:53:55.156			
9 -	44.893	126.3	1:15.905	122.9	26.550	111.2	2:27.348	89.43	2.276	16:56:22.504			
10 -	44.583	126.1	1:15.463	122.9	26.431	111.2	2:26.477	89.96	1.405	16:58:48.981			
11 -	45.131	125.2	1:15.785	121.7	26.827	110.9	2:27.743	89.19	2.671	17:01:16.724			

P10 85 1		Richard BAYSTON		Porsche 996 C2									
IDEAL LAP TIME : 2:24.575		BEST LAP TIME : 2:25.516		DIFFERENCE : 0.941									
LAP	SECTOR 1	SECTOR 2	SECTOR 3	LAP TIME	MPH	DIFF	TIME OF DAY						
1 -		133.4	1:13.698	129.8	26.330	117.6	2:29.375	88.21	3.859	16:36:50.912			
2 -	50.363	119.8	1:15.746	128.3	26.248	117.4	2:32.357	86.49	6.841	16:39:23.269			
3 -	45.008	132.8	1:14.237	128.3	26.271	117.8	2:25.516 (1)	90.55		16:41:48.785			
4 -	45.599	132.1	1:14.719	129.3	26.791	117.2	2:27.109	89.57	1.593	16:44:15.894			
5 -	45.405	132.6	1:14.493	130.0	26.606	117.2	2:26.504	89.94	0.988	16:46:42.398			
6 -	44.644	132.8	1:14.887	129.0	26.442	116.3	2:25.973	90.27	0.457	16:49:08.371			
7 -	45.207	132.3	1:15.069	128.8	26.565	117.0	2:26.841	89.74	1.325	16:51:35.212			
8 -	45.005	132.8	1:15.989	126.8	27.255	114.5	2:28.249	88.88	2.733	16:54:03.461			
9 -	44.934	132.3	1:14.205	129.0	26.940	117.0	2:26.079	90.21	0.563	16:56:29.540			
10 -	45.431	131.8	1:13.907	127.8	26.550	117.6	2:25.888 (3)	90.32	0.372	16:58:55.428			
11 -	44.629	132.6	1:14.523	129.0	26.387	117.8	2:25.539 (2)	90.54	0.023	17:01:20.967			

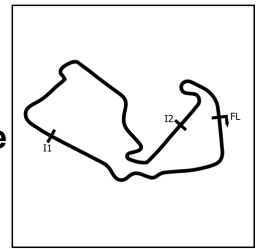
P11 25 2		Matthew KYLE-HENNEY		Porsche Boxster S									
IDEAL LAP TIME : 2:25.797		BEST LAP TIME : 2:26.254		DIFFERENCE : 0.457									
LAP	SECTOR 1	SECTOR 2	SECTOR 3	LAP TIME	MPH	DIFF	TIME OF DAY						
1 -		124.9	1:15.739	122.4	26.662	108.1	2:34.045	85.54	7.791	16:36:55.582			
2 -	44.790	127.5	1:15.019	120.9	26.796	112.2	2:26.605 (2)	89.88	0.351	16:39:22.187			
3 -	44.602	127.0	1:15.559	121.5	27.183	110.5	2:27.344	89.43	1.090	16:41:49.531			
4 -	45.178	125.4	1:15.517	120.9	26.491	111.0	2:27.186	89.53	0.932	16:44:16.717			
5 -	45.185	126.1	1:14.971	120.9	26.781	110.5	2:26.937	89.68	0.683	16:46:43.654			
6 -	44.826	125.9	1:14.726	120.9	26.702	110.7	2:26.254 (1)	90.10		16:49:09.908			
7 -	44.580	127.5	1:15.464	120.6	26.789	110.5	2:26.833 (3)	89.74	0.579	16:51:36.741			
8 -	48.381	124.2	1:16.261	118.9	27.276	108.5	2:31.918	86.74	5.664	16:54:08.659			
9 -	45.164	124.7	1:15.092	119.6	26.736	109.9	2:26.992	89.64	0.738	16:56:35.651			
10 -	45.687	124.0	1:15.069	120.0	26.577	109.7	2:27.333	89.44	1.079	16:59:02.984			
11 -	45.043	125.9	1:15.889	120.9	27.160	110.3	2:28.092	88.98	1.838	17:01:31.076			

P12 70 2		Angus ARCHER		Porsche Boxster S									
IDEAL LAP TIME : 2:26.057		BEST LAP TIME : 2:26.476		DIFFERENCE : 0.419									
LAP	SECTOR 1	SECTOR 2	SECTOR 3	LAP TIME	MPH	DIFF	TIME OF DAY						
1 -		126.6	1:15.556	123.1	26.749	111.4	2:33.777	85.69	7.301	16:36:55.314			
2 -	44.829	126.8	1:14.923	123.3	26.724	111.0	2:26.476 (1)	89.96		16:39:21.790			
3 -	44.879	126.1	1:15.965	123.1	27.169	111.4	2:28.013	89.03	1.537	16:41:49.803			
4 -	45.313	126.6	1:15.753	121.7	26.684	110.9	2:27.750	89.18	1.274	16:44:17.553			
5 -	44.973	125.6	1:15.003	123.5	26.939	110.3	2:26.915 (3)	89.69	0.439	16:46:44.468			
6 -	44.946	125.6	1:16.600	120.2	26.864	110.5	2:28.410	88.79	1.934	16:49:12.878			
7 -	44.830	125.2	1:15.280	122.2	27.084	111.8	2:27.194	89.52	0.718	16:51:40.072			
8 -	47.752	124.5	1:14.923	121.3	26.692	110.3	2:29.367	88.22	2.891	16:54:09.439			
9 -	44.822	125.2	1:15.472	122.9	26.506	111.6	2:26.800 (2)	89.76	0.324	16:56:36.239			
10 -	45.505	125.2	1:15.307	122.2	26.816	111.2	2:27.628	89.26	1.152	16:59:03.867			
11 -	44.628	126.6	1:15.931	122.9	26.825	111.2	2:27.384	89.41	0.908	17:01:31.251			

Weather / Track : Cloudy / Dry

Silverstone GP
Circuit Length = 3.6604 miles
Start: 16:34 Flag 17:00 End: 17:03

Petro-Canada Lubricants Porsche Club Championship with Pirelli & 911 Challenge



RACE 7 - SECTOR ANALYSIS

SECTOR 1 = FL to I1, SECTOR 2 = I1 to I2, SECTOR 3 = I2 to FL, DIFF = Difference To Personal Best Lap, P = Crossed Finish Line in Pit Lane, D = Time Disallowed

P13 88 2		Paul SIMPSON		Porsche Boxster S						
IDEAL LAP TIME : 2:27.482		BEST LAP TIME : 2:28.544		DIFFERENCE : 1.062						
LAP	SECTOR 1	SECTOR 2	SECTOR 3	LAP TIME	MPH	DIFF	TIME OF DAY			
1 -		124.5	1:16.090	122.9	26.677	112.0	2:34.679	85.19	6.135	16:36:56.216
2 -	45.189	128.8	1:16.579	124.0	26.991		2:28.759 (2)	88.58	0.215	16:39:24.975
3 -	45.721	126.8	1:16.312	122.4	26.956		2:28.989 (3)	88.44	0.445	16:41:53.964
4 -	45.690	127.3	1:16.345	121.5	27.112		2:29.147	88.35	0.603	16:44:23.111
5 -	45.788	127.0	1:16.321	121.7	27.208		2:29.317	88.25	0.773	16:46:52.428
6 -	45.858	126.1	1:16.218	121.3	27.142		2:29.218	88.31	0.674	16:49:21.646
7 -	45.817	126.8	1:15.616	123.3	27.111		2:28.544 (1)	88.71		16:51:50.190
8 -	46.680	126.1	1:16.487	120.6	27.101		2:30.268	87.69	1.724	16:54:20.458
9 -	45.764	126.6	1:16.874	122.0	27.099	111.2	2:29.737	88.00	1.193	16:56:50.195
10 -	46.199	125.9	1:17.191	120.9	27.462		2:30.852	87.35	2.308	16:59:21.047
11 -	46.185	127.3	1:18.432	122.6	26.816		2:31.433	87.02	2.889	17:01:52.480

P14 12 2		Bill CALEY		Porsche Boxster S						
IDEAL LAP TIME : 2:27.445		BEST LAP TIME : 2:27.445		DIFFERENCE : 0.000						
LAP	SECTOR 1	SECTOR 2	SECTOR 3	LAP TIME	MPH	DIFF	TIME OF DAY			
1 -		125.4	1:18.233	118.5	26.976	109.4	2:38.111	83.34	10.666	16:36:59.648
2 -	45.956	123.5	1:15.846	119.4	26.822	109.2	2:28.624 (3)	88.66	1.179	16:39:28.272
3 -	45.316	124.2	1:15.451	120.2	26.678	109.4	2:27.445 (1)	89.37		16:41:55.717
4 -	45.473	124.2	1:19.023	116.1	27.312	108.8	2:31.808	86.80	4.363	16:44:27.525
5 -	45.832	123.1	1:16.470	118.7	27.045	108.5	2:29.347	88.23	1.902	16:46:56.872
6 -	46.064	122.4	1:16.233	119.8	27.026	109.0	2:29.323	88.25	1.878	16:49:26.195
7 -	45.622	122.9	1:15.809	119.6	27.005	109.0	2:28.436 (2)	88.77	0.991	16:51:54.631
8 -	46.266	122.4	1:17.516	118.1	27.027	109.0	2:30.809	87.38	3.364	16:54:25.440
9 -	45.834	122.9	1:16.151	120.4	27.510	108.7	2:29.495	88.14	2.050	16:56:54.935
10 -	46.044	122.4	1:15.976	120.4	27.125	108.8	2:29.145	88.35	1.700	16:59:24.080
11 -	45.910	123.3	1:16.513	120.9	27.172	108.8	2:29.595	88.08	2.150	17:01:53.675

P15 45 1		Paul SEAGRAVE		Porsche 996 C2						
IDEAL LAP TIME : 2:26.415		BEST LAP TIME : 2:26.615		DIFFERENCE : 0.200						
LAP	SECTOR 1	SECTOR 2	SECTOR 3	LAP TIME	MPH	DIFF	TIME OF DAY			
1 -		130.3	1:15.548	125.9	26.624	115.7	2:32.732	86.28	6.117	16:36:54.269
2 -	45.151	130.5	1:15.110	124.7	26.441	115.7	2:26.702 (2)	89.82	0.087	16:39:20.971
3 -	45.118	130.3	1:15.433	124.5	26.392	115.7	2:26.943 (3)	89.67	0.328	16:41:47.914
4 -	45.112	130.3	1:15.364	124.2	26.795	116.1	2:27.271	89.47	0.656	16:44:15.185
5 -	44.948	130.5	1:15.244	125.4	26.423	115.9	2:26.615 (1)	89.88		16:46:41.800
6 -	44.913	130.3	1:15.140	125.2	26.982	115.5	2:27.035	89.62	0.420	16:49:08.835
7 -	45.118	132.6	1:16.455	126.8	26.464	114.1	2:28.037	89.01	1.422	16:51:36.872
8 -	1:03.830	131.8	1:21.991	122.0	26.822	115.5	2:52.643	76.32	26.028	16:54:29.515
9 -	46.161	130.0	1:16.108	124.9	27.178	115.1	2:29.447	88.17	2.832	16:56:58.962
10 -	47.215	129.0	1:16.710	126.3	27.030	115.1	2:30.955	87.29	4.340	16:59:29.917
11 -	45.808	130.0	1:17.217	122.6	27.158	114.7	2:30.183	87.74	3.568	17:02:00.100

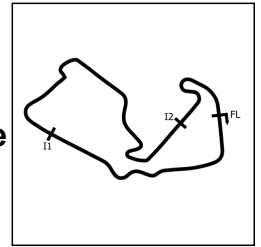
P16 112 911C		Tim BATES		Porsche 911 SC						
IDEAL LAP TIME : 2:26.649		BEST LAP TIME : 2:27.147		DIFFERENCE : 0.498						
LAP	SECTOR 1	SECTOR 2	SECTOR 3	LAP TIME	MPH	DIFF	TIME OF DAY			
1 -		137.2	1:16.374	130.3	27.149	122.0	2:54.991	75.30	27.844	16:37:16.528
2 -	45.863	138.6	1:14.986	130.3	27.388	118.4	2:28.237	88.89	1.090	16:39:44.765
3 -	45.609	139.5	1:19.191	128.8	27.199	120.2	2:31.999	86.69	4.852	16:42:16.764
4 -	44.978	140.3	1:15.253	130.0	26.916	121.5	2:27.147 (1)	89.55		16:44:43.911
5 -	45.249	138.3	1:15.504	130.3	27.112	119.3	2:27.865 (3)	89.12	0.718	16:47:11.776
6 -	45.101	138.3	1:15.372	130.3	27.012	121.7	2:27.485 (2)	89.35	0.338	16:49:39.261
7 -	45.294	138.6	1:15.728	131.3	27.305	119.7	2:28.327	88.84	1.180	16:52:07.588
8 -	44.906	135.8	1:16.423	129.0	27.064	118.7	2:28.393	88.80	1.246	16:54:35.981
9 -	45.291	139.8	1:16.141	131.3	27.103	118.9	2:28.535	88.71	1.388	16:57:04.516
10 -	45.656	137.5	1:15.776	131.8	27.184	119.5	2:28.616	88.67	1.469	16:59:33.132
11 -	44.747	139.2	1:16.487	130.3	27.135	118.2	2:28.369	88.81	1.222	17:02:01.501

Weather / Track : Cloudy / Dry

Silverstone GP
Circuit Length = 3.6604 miles
Start: 16:34 Flag 17:00 End: 17:03

Petro-Canada Lubricants Porsche Club Championship with Pirelli & 911 Challenge

RACE 7 - SECTOR ANALYSIS



SECTOR 1 = FL to I1, SECTOR 2 = I1 to I2, SECTOR 3 = I2 to FL, DIFF = Difference To Personal Best Lap, P = Crossed Finish Line in Pit Lane, D = Time Disallowed

P17		17 2		Andy MUGGERIDGE			Porsche Boxster S			
IDEAL LAP TIME : 2:26.803		BEST LAP TIME : 2:26.973		DIFFERENCE : 0.170						
LAP	SECTOR 1		SECTOR 2		SECTOR 3		LAP TIME	MPH	DIFF	TIME OF DAY
1 -		124.5	1:17.049	120.0	26.513	110.9	2:35.181	84.91	8.208	16:36:56.718
2 -	45.171	123.8	1:16.646	123.8	26.785	110.7	2:28.602	88.67	1.629	16:39:25.320
3 -	45.692	126.1	1:16.672	122.2	26.690	109.9	2:29.054	88.40	2.081	16:41:54.374
4 -	45.461	128.3	1:33.032	115.9	26.855	109.4	2:45.348	79.69	18.375	16:44:39.722
5 -	44.976	124.2	1:15.314	119.8	26.683	108.1	2:26.973 (1)	89.66		16:47:06.695
6 -	45.324	125.2	1:15.382	120.6	27.192	108.1	2:27.898 (2)	89.10	0.925	16:49:34.593
7 -	45.762	126.1	1:17.805	118.3	27.826	103.0	2:31.393	87.04	4.420	16:52:05.986
8 -	45.845	123.8	1:16.139	120.4	27.109	110.7	2:29.093	88.38	2.120	16:54:35.079
9 -	46.836	124.5	1:17.675	122.2	27.033	109.7	2:31.544	86.95	4.571	16:57:06.623
10 -	45.347	124.9	1:16.626	122.2	26.713	109.4	2:28.686	88.62	1.713	16:59:35.309
11 -	45.355	123.5	1:16.205	122.2	26.752	109.6	2:28.312 (3)	88.85	1.339	17:02:03.621

P18		78 3		Richard FORBER			Porsche Boxster S			
IDEAL LAP TIME : 2:29.495		BEST LAP TIME : 2:29.495		DIFFERENCE : 0.000						
LAP	SECTOR 1		SECTOR 2		SECTOR 3		LAP TIME	MPH	DIFF	TIME OF DAY
1 -		124.5	1:17.812	119.1	28.004	108.3	2:40.365	82.17	10.870	16:37:01.902
2 -	46.479	123.3	1:17.518	118.1	27.607	108.1	2:31.604	86.92	2.109	16:39:33.506
3 -	46.075	123.5	1:16.956	117.9	27.424	108.1	2:30.455 (3)	87.58	0.960	16:42:03.961
4 -	45.972	123.8	1:17.055	117.5	27.688	107.6	2:30.715	87.43	1.220	16:44:34.676
5 -	46.080	123.8	1:16.652	118.1	27.445	108.1	2:30.177 (2)	87.74	0.682	16:47:04.853
6 -	45.891	123.5	1:16.269	119.1	27.335	108.5	2:29.495 (1)	88.14		16:49:34.348
7 -	45.895	123.5	1:17.616	118.5	27.619	107.6	2:31.130	87.19	1.635	16:52:05.478
8 -	45.944	124.2	1:17.869	118.9	27.866	108.7	2:31.679	86.87	2.184	16:54:37.157
9 -	46.657	123.3	1:16.747	120.2	27.339	108.7	2:30.743	87.41	1.248	16:57:07.900
10 -	46.097	123.1	1:16.979	118.9	27.429	108.1	2:30.505	87.55	1.010	16:59:38.405
11 -	46.138	123.8	1:17.899	119.4	27.404	108.7	2:31.441	87.01	1.946	17:02:09.846

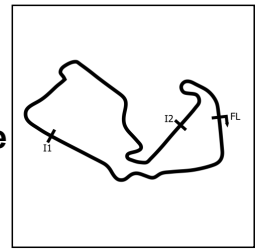
P19		32 3		William HESLOP			Porsche Boxster S			
IDEAL LAP TIME : 2:29.919		BEST LAP TIME : 2:30.230		DIFFERENCE : 0.311						
LAP	SECTOR 1		SECTOR 2		SECTOR 3		LAP TIME	MPH	DIFF	TIME OF DAY
1 -		124.2	1:17.600	121.3	27.886	108.3	2:39.584	82.57	9.354	16:37:01.121
2 -	46.006	125.6	1:16.860	120.9	27.677	108.7	2:30.543	87.53	0.313	16:39:31.664
3 -	46.308	124.0	1:16.772	120.2	27.843	108.7	2:30.923	87.31	0.693	16:42:02.587
4 -	46.138	124.2	1:16.630	120.2	27.692	109.0	2:30.460 (3)	87.58	0.230	16:44:33.047
5 -	46.101	124.0	1:16.689	121.1	27.766	108.7	2:30.556	87.52	0.326	16:47:03.603
6 -	46.053	124.2	1:16.562	120.4	27.634	109.2	2:30.249 (2)	87.70	0.019	16:49:33.852
7 -	45.983	124.2	1:16.848	120.6	27.689	109.4	2:30.520	87.54	0.290	16:52:04.372
8 -	46.489	124.2	1:16.453	121.5	27.571	109.9	2:30.513	87.55	0.283	16:54:34.885
9 -	46.762	123.8	1:19.669	120.6	27.584	108.8	2:34.015	85.56	3.785	16:57:08.900
10 -	45.895	124.9	1:16.577	121.5	27.758	108.3	2:30.230 (1)	87.71		16:59:39.130
11 -	45.984	125.4	1:17.915	121.3	27.603	109.4	2:31.502	86.98	1.272	17:02:10.632

P20		27 2		Kevin LUDFORD			Porsche Boxster S			
IDEAL LAP TIME : 2:31.710		BEST LAP TIME : 2:32.144		DIFFERENCE : 0.434						
LAP	SECTOR 1		SECTOR 2		SECTOR 3		LAP TIME	MPH	DIFF	TIME OF DAY
1 -		126.6	1:19.128	119.6	28.734	109.4	2:40.365	82.17	8.221	16:37:01.902
2 -	47.723	125.2	1:18.471	120.9	28.274	107.9	2:34.468	85.31	2.324	16:39:36.370
3 -	47.134	124.7	1:18.851	120.0	28.613	108.5	2:34.598	85.23	2.454	16:42:10.968
4 -	47.274	124.7	1:19.264	119.4	28.201	109.0	2:34.739	85.16	2.595	16:44:45.707
5 -	47.463	124.5	1:19.134	119.4	27.881	107.8	2:34.478	85.30	2.334	16:47:20.185
6 -	47.087	124.0	1:18.253	119.1	28.231	107.8	2:33.571	85.80	1.427	16:49:53.756
7 -	46.506	124.7	1:17.893	119.8	27.915	107.9	2:32.314 (2)	86.51	0.170	16:52:26.070
8 -	46.857	124.2	1:18.319	118.5	27.710	108.3	2:32.886	86.19	0.742	16:54:58.956
9 -	46.913	123.8	1:18.293	120.2	27.648	106.0	2:32.854 (3)	86.21	0.710	16:57:31.810
10 -	47.162	124.5	1:19.167	118.7	28.385	107.4	2:34.714	85.17	2.570	17:00:06.524
11 -	46.822	123.5	1:17.556	119.8	27.766	107.8	2:32.144 (1)	86.61		17:02:38.668

Weather / Track : Cloudy / Dry

Silverstone GP
Circuit Length = 3.6604 miles
Start: 16:34 Flag 17:00 End: 17:03

Petro-Canada Lubricants Porsche Club Championship with Pirelli & 911 Challenge



RACE 7 - SECTOR ANALYSIS

SECTOR 1 = FL to I1, SECTOR 2 = I1 to I2, SECTOR 3 = I2 to FL, DIFF = Difference To Personal Best Lap, P = Crossed Finish Line in Pit Lane, D = Time Disallowed

P21 111 911C NEAL / HARVEY		Porsche 964 Carrera 2										
IDEAL LAP TIME : 2:29.793		BEST LAP TIME : 2:30.463			DIFFERENCE : 0.670							
LAP	SECTOR 1	SECTOR 2	SECTOR 3	LAP TIME	MPH	DIFF	TIME OF DAY					
1 -		136.6	1:18.808	124.7	27.754	113.5	2:59.509	73.41	29.046	16:37:21.046		
2 -	46.576	137.7	1:18.342	127.3	28.102	116.3	2:33.020	86.11	2.557	16:39:54.066		
3 -	46.648	136.6	1:18.225	128.0	27.782	112.4	2:32.655	86.32	2.192	16:42:26.721		
4 -	46.373	137.5	1:17.476	125.9	28.285	110.9	2:32.134	86.61	1.671	16:44:58.855		
5 -	46.492	135.5	1:18.511	129.5	27.944	116.1	2:32.947	86.15	2.484	16:47:31.802		
6 -	46.466	133.1	1:17.987	126.6	27.701	118.2	2:32.154	86.60	1.691	16:50:03.956		
7 -	46.018	133.9	1:16.652	124.9	27.793	115.3	2:30.463 (1)	87.58		16:52:34.419		
8 -	46.152	136.6	1:18.347	126.8	28.176	115.5	2:32.675	86.31	2.212	16:55:07.094		
9 -	45.939	136.6	1:17.030	130.8	27.709	114.7	2:30.678 (2)	87.45	0.215	16:57:37.772		
10 -	45.865	135.2	1:17.517	131.0	27.910	115.5	2:31.292	87.10	0.829	17:00:09.064		
11 -	45.440	136.9	1:17.194	130.3	28.104	112.0	2:30.738 (3)	87.42	0.275	17:02:39.802		

P22 8 2 Steven MORRISON		Porsche Boxster S										
IDEAL LAP TIME : 2:30.083		BEST LAP TIME : 2:31.001			DIFFERENCE : 0.918							
LAP	SECTOR 1	SECTOR 2	SECTOR 3	LAP TIME	MPH	DIFF	TIME OF DAY					
1 -		125.9	1:18.909	122.2	27.241	110.1	2:39.185	82.78	8.184	16:37:00.722		
2 -	45.834	124.9	1:24.574	115.3	27.756	109.6	2:38.164	83.31	7.163	16:39:38.886		
3 -	47.571	123.1	1:25.131	113.9	28.771	104.8	2:41.473	81.60	10.472	16:42:20.359		
4 -	47.655	124.5	1:19.944	118.3	27.368	109.6	2:34.967	85.03	3.966	16:44:55.326		
5 -	45.753	125.4	1:19.002	120.9	27.938	106.2	2:32.693	86.30	1.692	16:47:28.019		
6 -	46.994	124.2	1:19.446	120.2	27.078	107.8	2:33.518	85.83	2.517	16:50:01.537		
7 -	46.544	121.1	1:17.843	116.3	27.159	109.2	2:31.546 (2)	86.95	0.545	16:52:33.083		
8 -	45.960	125.4	1:18.242	118.3	27.490	107.8	2:31.692	86.87	0.691	16:55:04.775		
9 -	46.091	121.5	1:17.810	119.8	27.662	107.2	2:31.563 (3)	86.94	0.562	16:57:36.338		
10 -	46.736	123.5	1:18.468	118.9	28.391	110.1	2:33.595	85.79	2.594	17:00:09.933		
11 -	46.186	124.7	1:17.252	120.2	27.563	104.2	2:31.001 (1)	87.26		17:02:40.934		

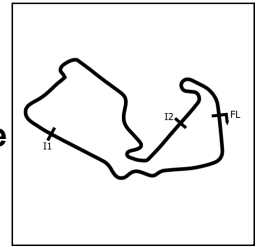
P23 21 3 Alistair NELSON		Porsche Boxster S										
IDEAL LAP TIME : 2:32.671		BEST LAP TIME : 2:32.975			DIFFERENCE : 0.304							
LAP	SECTOR 1	SECTOR 2	SECTOR 3	LAP TIME	MPH	DIFF	TIME OF DAY					
1 -		121.7	1:18.553	120.9	28.352	109.2	2:45.499	79.62	12.524	16:37:07.036		
2 -	47.242	126.1	1:18.068	121.1	27.977	108.7	2:33.287 (2)	85.96	0.312	16:39:40.323		
3 -	47.584	125.2	1:19.537	119.6	28.225	108.1	2:35.346	84.82	2.371	16:42:15.669		
4 -	46.630	123.8	1:18.106	119.4	28.239	108.3	2:32.975 (1)	86.14		16:44:48.644		
5 -	46.728	123.8	1:18.382	120.4	28.216	108.3	2:33.326 (3)	85.94	0.351	16:47:21.970		
6 -	46.626	124.0	1:18.609	120.2	28.544	107.9	2:33.779	85.69	0.804	16:49:55.749		
7 -	47.935	118.7	1:19.224	118.1	28.617	107.2	2:35.776	84.59	2.801	16:52:31.525		
8 -	46.979	122.9	1:19.548	119.8	28.345	107.8	2:34.872	85.08	1.897	16:55:06.397		
9 -	47.914	123.8	1:18.727	119.6	28.717	107.8	2:35.358	84.82	2.383	16:57:41.755		
10 -	47.076	122.6	1:19.595	119.1	28.482	107.6	2:35.153	84.93	2.178	17:00:16.908		
11 -	47.481	122.6	1:20.507	119.8	28.568	107.2	2:36.556	84.17	3.581	17:02:53.464		

P24 24 2 Carl HAZELTON		Porsche Boxster S										
IDEAL LAP TIME : 2:32.796		BEST LAP TIME : 2:33.116			DIFFERENCE : 0.320							
LAP	SECTOR 1	SECTOR 2	SECTOR 3	LAP TIME	MPH	DIFF	TIME OF DAY					
1 -		124.0	1:20.156	119.8	28.158	110.3	2:42.677	81.00	9.561	16:37:04.214		
2 -	48.131	124.9	1:19.420	118.7	28.033	109.7	2:35.584	84.69	2.468	16:39:39.798		
3 -	47.578	126.1	1:22.367	118.9	28.511	109.9	2:38.456	83.16	5.340	16:42:18.254		
4 -	47.685	126.3	1:18.504	120.4	28.297	109.4	2:34.486	85.30	1.370	16:44:52.740		
5 -	47.307	125.6	1:19.483	120.9	28.296	108.5	2:35.086	84.97	1.970	16:47:27.826		
6 -	46.989	127.5	1:20.431	120.6	28.103	109.4	2:35.523	84.73	2.407	16:50:03.349		
7 -	48.246	126.1	1:18.700	120.2	27.875	109.7	2:34.821	85.11	1.705	16:52:38.170		
8 -	46.947	124.9	1:18.261	120.9	27.908	109.6	2:33.116 (1)	86.06		16:55:11.286		
9 -	47.045	125.4	1:18.371	120.4	27.961	109.9	2:33.377 (2)	85.91	0.261	16:57:44.663		
10 -	48.531	124.7	1:18.633	120.0	28.125	109.7	2:35.289	84.85	2.173	17:00:19.952		
11 -	47.331	125.9	1:19.028	121.5	27.588	110.3	2:33.947 (3)	85.59	0.831	17:02:53.899		

Weather / Track : Cloudy / Dry

Silverstone GP
Circuit Length = 3.6604 miles
Start: 16:34 Flag 17:00 End: 17:03

Petro-Canada Lubricants Porsche Club Championship with Pirelli & 911 Challenge



RACE 7 - SECTOR ANALYSIS

SECTOR 1 = FL to I1, SECTOR 2 = I1 to I2, SECTOR 3 = I2 to FL, DIFF = Difference To Personal Best Lap, P = Crossed Finish Line in Pit Lane, D = Time Disallowed

P25 64 2		Vince BLACKER		Porsche Boxster S						
IDEAL LAP TIME : 2:32.112		BEST LAP TIME : 2:33.294		DIFFERENCE : 1.182						
LAP	SECTOR 1		SECTOR 2		SECTOR 3		LAP TIME	MPH	DIFF	TIME OF DAY
1 -		118.3	1:22.283	113.3	28.115	105.0	2:47.816	78.52	14.522	16:37:09.353
2 -	48.290	117.9	1:19.578	111.6	28.687	105.9	2:36.555	84.17	3.261	16:39:45.908
3 -	47.183	126.6	1:19.298	119.4	28.484	106.0	2:34.965	85.03	1.671	16:42:20.873
4 -	47.397	124.2	1:19.991	122.4	27.458	106.5	2:34.846	85.10	1.552	16:44:55.719
5 -	47.050	118.7	1:18.392	120.4	27.852	108.1	2:33.294 (1)	85.96		16:47:29.013
6 -	48.079	117.9	1:19.341	114.7	28.505	109.2	2:35.925	84.51	2.631	16:50:04.938
7 -	47.878	125.4	1:18.095	116.3	28.283	105.2	2:34.256 (3)	85.42	0.962	16:52:39.194
8 -	48.647	118.7	1:17.604	121.7	27.812	104.7	2:34.063 (2)	85.53	0.769	16:55:13.257
9 -	47.350	121.5	1:19.288	114.5	27.944	105.9	2:34.582	85.24	1.288	16:57:47.839
10 -	48.184	117.5	1:18.647	120.4	27.781	108.5	2:34.612	85.23	1.318	17:00:22.451
11 -	48.387	121.3	1:19.707	113.9	28.641	105.3	2:36.735	84.07	3.441	17:02:59.186

P26 6 3		Mike THOMPSON		Porsche Boxster S						
IDEAL LAP TIME : 2:34.213		BEST LAP TIME : 2:34.648		DIFFERENCE : 0.435						
LAP	SECTOR 1		SECTOR 2		SECTOR 3		LAP TIME	MPH	DIFF	TIME OF DAY
1 -		123.3	1:19.360	119.1	27.907	108.3	2:44.943	79.89	10.295	16:37:06.480
2 -	47.784	121.1	1:19.919	120.0	28.074	105.9	2:35.777	84.59	1.129	16:39:42.257
3 -	47.136	123.3	1:19.860	118.3	28.148	108.1	2:35.144 (3)	84.93	0.496	16:42:17.401
4 -	46.984	123.5	1:19.322	117.9	28.342	106.5	2:34.648 (1)	85.21		16:44:52.049
5 -	47.056	121.7	1:19.745	118.1	28.265	106.7	2:35.066 (2)	84.98	0.418	16:47:27.115
6 -	47.389	121.5	1:19.537	118.3	28.492	106.5	2:35.418	84.78	0.770	16:50:02.533
7 -	47.546	121.7	1:20.093	117.9	28.826	107.4	2:36.465	84.22	1.817	16:52:38.998
8 -	48.567	122.6	1:20.004	118.7	28.304	107.4	2:36.875	84.00	2.227	16:55:15.873
9 -	47.652	121.3	1:20.822	119.1	28.620	106.5	2:37.094	83.88	2.446	16:57:52.967
10 -	47.742	121.3	1:20.094	115.5	28.553	107.1	2:36.389	84.26	1.741	17:00:29.356

P27 28 2		Andy BAKER		Porsche Boxster S						
IDEAL LAP TIME : 2:33.129		BEST LAP TIME : 2:33.358		DIFFERENCE : 0.229						
LAP	SECTOR 1		SECTOR 2		SECTOR 3		LAP TIME	MPH	DIFF	TIME OF DAY
1 -		124.9	1:19.742	120.0	27.812	110.9	2:43.920	80.39	10.562	16:37:05.457
2 -	47.090	126.1	1:20.292	121.5	27.915	110.9	2:35.297	84.85	1.939	16:39:40.754
3 -	47.913	126.1	1:22.313	118.9	29.197	104.2	2:39.423	82.65	6.065	16:42:20.177
4 -	47.319	126.6	1:18.241	121.5	27.798	110.7	2:33.358 (1)	85.92		16:44:53.535
5 -	47.278	126.3	1:19.566	121.7	27.905	110.7	2:34.749 (3)	85.15	1.391	16:47:28.284
6 -	49.367	124.2	1:20.084	122.0	28.239	110.1	2:37.690	83.56	4.332	16:50:05.974
7 -	47.658	126.6	1:18.246	122.2	28.161	110.3	2:34.065 (2)	85.53	0.707	16:52:40.039
8 -	48.519	125.2	1:22.036	120.9	28.368	109.7	2:38.923	82.91	5.565	16:55:18.962
9 -	47.688	124.7	1:19.186	121.7	28.054	110.7	2:34.928	85.05	1.570	16:57:53.890
10 -	47.834	124.5	1:19.976	121.3	28.810	106.9	2:36.620	84.13	3.262	17:00:30.510

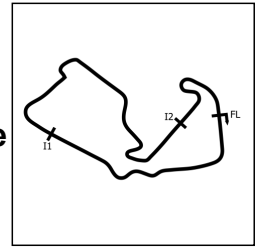
P28 20 1		John ALEXANDER		Porsche Cayman S						
IDEAL LAP TIME : 2:32.584		BEST LAP TIME : 2:33.311		DIFFERENCE : 0.727						
LAP	SECTOR 1		SECTOR 2		SECTOR 3		LAP TIME	MPH	DIFF	TIME OF DAY
1 -		126.6	1:19.167	127.0	27.330	107.8	2:41.836	81.42	8.525	16:37:03.373
2 -	48.212	129.5	1:19.291	124.7	27.327	113.9	2:34.830	85.11	1.519	16:39:38.203
3 -	47.467	131.5	1:33.439	114.1	29.031	106.2	2:49.937	77.54	16.626	16:42:28.140
4 -	47.648	133.1	1:19.189	107.0	28.468	110.5	2:35.305	84.85	1.994	16:45:03.445
5 -	48.561	131.8	1:19.591	124.0	27.527	112.8	2:35.679	84.64	2.368	16:47:39.124
6 -	47.379	132.6	1:18.240	125.2	27.692	113.1	2:33.311 (1)	85.95		16:50:12.435
7 -	47.039	132.8	1:19.585	124.7	27.909	108.1	2:34.533	85.27	1.222	16:52:46.968
8 -	47.262	130.5	1:19.131	123.1	27.893	112.2	2:34.286 (2)	85.41	0.975	16:55:21.254
9 -	48.238	131.5	1:18.786	121.7	27.447	117.2	2:34.471 (3)	85.30	1.160	16:57:55.725
10 -	47.017	130.5	1:19.862	114.7	29.426	108.3	2:36.305	84.30	2.994	17:00:32.030

Weather / Track : Cloudy / Dry

Silverstone GP
Circuit Length = 3.6604 miles
Start: 16:34 Flag 17:00 End: 17:03

Petro-Canada Lubricants Porsche Club Championship with Pirelli & 911 Challenge

RACE 7 - SECTOR ANALYSIS



SECTOR 1 = FL to I1, SECTOR 2 = I1 to I2, SECTOR 3 = I2 to FL, DIFF = Difference To Personal Best Lap, P = Crossed Finish Line in Pit Lane, D = Time Disallowed

P29 55 3		Scott ADAMS		Porsche Boxster S						
IDEAL LAP TIME : 2:34.604		BEST LAP TIME : 2:35.411		DIFFERENCE : 0.807						
LAP	SECTOR 1		SECTOR 2		SECTOR 3		LAP TIME	MPH	DIFF	TIME OF DAY
1 -		117.7	1:20.001	117.5	28.379	106.7	2:47.230	78.80	11.819	16:37:08.767
2 -	47.595	122.6	1:19.827	117.5	28.390	106.9	2:35.812 (2)	84.57	0.401	16:39:44.579
3 -	48.366	122.6	1:20.562	117.7	28.501	107.4	2:37.429	83.70	2.018	16:42:22.008
4 -	47.923	122.6	1:20.121	117.7	28.610	106.5	2:36.654	84.12	1.243	16:44:58.662
5 -	49.123	122.0	1:19.250	117.9	28.161	107.2	2:36.534	84.18	1.123	16:47:35.196
6 -	48.393	122.6	1:19.216	118.3	28.328	107.4	2:35.937 (3)	84.50	0.526	16:50:11.133
7 -	47.808	122.9	1:19.933	117.9	28.884	106.9	2:36.625	84.13	1.214	16:52:47.758
8 -	47.486	122.2	1:19.816	117.9	28.109	107.4	2:35.411 (1)	84.79		16:55:23.169
9 -	47.279	117.9	1:20.753	118.3	28.429	106.9	2:36.461	84.22	1.050	16:57:59.630
10 -	47.521	120.2	1:20.883	117.9	28.267	107.1	2:36.671	84.11	1.260	17:00:36.301

P30 22 3		Peter EVANS		Porsche Boxster S						
IDEAL LAP TIME : 2:34.742		BEST LAP TIME : 2:35.995		DIFFERENCE : 1.253						
LAP	SECTOR 1		SECTOR 2		SECTOR 3		LAP TIME	MPH	DIFF	TIME OF DAY
1 -		123.5	1:20.066	119.1	27.830	108.5	2:44.619	80.05	8.624	16:37:06.156
2 -	48.156	122.2	1:19.581	119.8	28.397	107.4	2:36.134	84.40	0.139	16:39:42.290
3 -	48.912	123.5	1:20.221	117.3	28.221	107.8	2:37.354	83.74	1.359	16:42:19.644
4 -	47.507	124.0	1:20.217	119.1	28.290	106.5	2:36.014 (2)	84.46	0.019	16:44:55.658
5 -	48.496	123.3	1:20.839	119.8	28.466	108.1	2:37.801	83.50	1.806	16:47:33.459
6 -	47.997	123.3	1:20.414	120.0	28.544	107.8	2:36.955	83.95	0.960	16:50:10.414
7 -	48.296	123.3	1:19.546	119.4	28.153	107.8	2:35.995 (1)	84.47		16:52:46.409
8 -	47.942	122.6	1:21.623	120.0	28.184	107.8	2:37.749	83.53	1.754	16:55:24.158
9 -	47.976	122.6	1:19.756	118.1	28.368	108.1	2:36.100 (3)	84.41	0.105	16:58:00.258
10 -	47.366	123.8	1:21.430	119.8	28.018	107.8	2:36.814	84.03	0.819	17:00:37.072

P31 50 911C		Nathan LUCKEY		Porsche 964 RS N/GT						
IDEAL LAP TIME : 2:31.788		BEST LAP TIME : 2:32.152		DIFFERENCE : 0.364						
LAP	SECTOR 1		SECTOR 2		SECTOR 3		LAP TIME	MPH	DIFF	TIME OF DAY
1 -		126.8	1:17.899	121.3	27.584	111.6	3:01.256	72.70	29.104	16:37:22.793
2 -	47.845	127.8	1:17.930	123.8	27.605	112.4	2:33.380	85.91	1.228	16:39:56.173
3 -	47.393	128.5	1:17.970	124.0	27.892	112.8	2:33.255	85.98	1.103	16:42:29.428
4 -	46.965	130.3	1:18.571	122.9	27.364	112.9	2:32.900 (2)	86.18	0.748	16:45:02.328
5 -	47.387	127.8	1:18.357	124.9	27.275	112.2	2:33.019	86.11	0.867	16:47:35.347
6 -	47.480	128.8	1:17.960	124.5	27.473	113.5	2:32.913 (3)	86.17	0.761	16:50:08.260
7 -	47.210	128.3	1:17.548	125.2	27.394	113.5	2:32.152 (1)	86.60		16:52:40.412
8 -	48.189	130.0	1:21.686	111.1	29.877	101.3	2:39.752	82.48	7.600	16:55:20.164
9 -	49.541	104.2	1:23.860	106.6	29.227	99.1	2:42.628	81.03	10.476	16:58:02.792
10 -	51.049	102.7	1:21.887	104.2	29.264	101.1	2:42.200	81.24	10.048	17:00:44.992

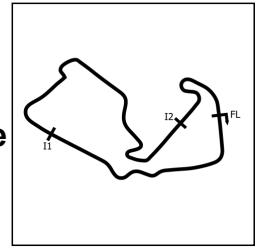
P32 49 3		Steven SHORE		Porsche Boxster S						
IDEAL LAP TIME : 2:37.706		BEST LAP TIME : 2:38.543		DIFFERENCE : 0.837						
LAP	SECTOR 1		SECTOR 2		SECTOR 3		LAP TIME	MPH	DIFF	TIME OF DAY
1 -		118.5	1:22.200	116.1	28.889	105.7	2:50.640	77.22	12.097	16:37:12.177
2 -	49.155	118.9	1:21.764	112.4	29.275	104.7	2:40.194	82.26	1.651	16:39:52.371
3 -	51.187	118.5	1:23.091	116.1	28.959	105.2	2:43.237	80.72	4.694	16:42:35.608
4 -	50.307	117.7	1:23.239	115.5	29.007	101.9	2:42.553	81.06	4.010	16:45:18.161
5 -	50.180	116.9	1:21.982	115.7	28.734	105.0	2:40.896	81.90	2.353	16:47:59.057
6 -	49.277	116.7	1:21.054	113.5	28.517	105.9	2:38.848 (2)	82.95	0.305	16:50:37.905
7 -	49.352	115.7	1:21.266	116.7	27.925	106.5	2:38.543 (1)	83.11		16:53:16.448
8 -	49.293	117.1	1:21.235	115.7	28.386	104.5	2:38.914 (3)	82.92	0.371	16:55:55.362
9 -	48.727	117.7	1:26.312	115.7	28.185	106.2	2:43.224	80.73	4.681	16:58:38.586
10 -	48.800	117.3	1:23.603	116.3	28.697	105.5	2:41.100	81.79	2.557	17:01:19.686

Weather / Track : Cloudy / Dry

Silverstone GP
Circuit Length = 3.6604 miles
Start: 16:34 Flag 17:00 End: 17:03

Petro-Canada Lubricants Porsche Club Championship with Pirelli & 911 Challenge

RACE 7 - SECTOR ANALYSIS



SECTOR 1 = FL to I1, SECTOR 2 = I1 to I2, SECTOR 3 = I2 to FL, DIFF = Difference To Personal Best Lap, P = Crossed Finish Line in Pit Lane, D = Time Disallowed

P33 66 3		Vikram SUDERA		Porsche Boxster S						
IDEAL LAP TIME : 2:36.663		BEST LAP TIME : 2:38.743		DIFFERENCE : 2.080						
LAP	SECTOR 1		SECTOR 2		SECTOR 3		LAP TIME	MPH	DIFF	TIME OF DAY
1 -		121.3	1:22.515	120.0	29.384	106.0	2:52.354	76.45	13.611	16:37:13.891
2 -	49.729	121.3	1:22.560	117.5	29.755	105.7	2:42.044	81.32	3.301	16:39:55.935
3 -	49.846	122.6	1:23.239	117.9	29.526	106.5	2:42.611	81.03	3.868	16:42:38.546
4 -	49.207	123.5	1:22.677	117.7	28.791	107.8	2:40.675	82.01	1.932	16:45:19.221
5 -	49.176	114.9	1:22.291	118.7	28.534	106.9	2:40.001	82.36	1.258	16:47:59.222
6 -	48.940	123.1	1:21.748	119.8	28.540	108.1	2:39.228 (2)	82.76	0.485	16:50:38.450
7 -	48.610	122.2	1:21.891	119.4	28.242	108.5	2:38.743 (1)	83.01		16:53:17.193
8 -	49.256	121.3	1:20.982	120.0	29.269	109.0	2:39.507 (3)	82.61	0.764	16:55:56.700
9 -	47.439	123.3	1:26.470	117.5	28.306	109.2	2:42.215	81.23	3.472	16:58:38.915
10 -	48.638	123.5	1:33.351	118.3	28.631	108.5	2:50.620	77.23	11.877	17:01:29.535

P34 26 911C		David BURKE		Porsche 911 RSR						
IDEAL LAP TIME : 2:34.940		BEST LAP TIME : 2:35.199		DIFFERENCE : 0.259						
LAP	SECTOR 1		SECTOR 2		SECTOR 3		LAP TIME	MPH	DIFF	TIME OF DAY
1 -		124.0	1:27.631	116.1	31.627	100.2	3:15.650	67.35	40.451	16:37:37.187
2 -	51.989	123.8	1:24.364	119.8	30.201	104.5	2:46.554	79.12	11.355	16:40:23.741
3 -	50.444	124.9	1:23.156	120.9	29.121	109.7	2:42.721	80.98	7.522	16:43:06.462
4 -	48.774	127.0	1:22.087	120.4	28.887	106.7	2:39.748	82.49	4.549	16:45:46.210
5 -	49.469	123.3	1:20.482	119.8	28.917	112.4	2:38.868	82.94	3.669	16:48:25.078
6 -	48.295	124.2	1:22.575	122.2	28.818	106.4	2:39.688	82.52	4.489	16:51:04.766
7 -	48.457	124.7	1:20.647	120.6	28.373	112.0	2:37.477 (3)	83.68	2.278	16:53:42.243
8 -	47.607	124.2	1:19.334	120.4	28.258	113.5	2:35.199 (1)	84.90		16:56:17.442
9 -	48.013	123.1	1:19.835	121.7	28.722	98.3	2:36.570 (2)	84.16	1.371	16:58:54.012
10 -	49.448	122.9	1:19.075	121.3	29.637	106.4	2:38.160	83.31	2.961	17:01:32.172

P35 46 3		Matt GOUGH		Porsche Boxster S						
IDEAL LAP TIME : 2:40.140		BEST LAP TIME : 2:42.390		DIFFERENCE : 2.250						
LAP	SECTOR 1		SECTOR 2		SECTOR 3		LAP TIME	MPH	DIFF	TIME OF DAY
1 -		118.5	1:25.184	112.9	29.883	103.0	2:56.428	74.69	14.038	16:37:17.965
2 -	50.880	116.7	1:24.865	113.7	30.010	103.2	2:45.755	79.50	3.365	16:40:03.720
3 -	50.895	116.9	1:23.670	112.2	29.811	102.7	2:44.376	80.16	1.986	16:42:48.096
4 -	50.823	117.1	1:26.108	112.9	30.223	98.1	2:47.154	78.83	4.764	16:45:35.250
5 -	50.453	116.7	1:23.291	113.5	29.452	103.5	2:43.196	80.74	0.806	16:48:18.446
6 -	49.616	117.1	1:22.557	111.8	30.217	99.0	2:42.390 (1)	81.14		16:51:00.836
7 -	51.535	117.9	1:24.648	114.3	29.351	104.3	2:45.534	79.60	3.144	16:53:46.370
8 -	50.363	118.1	1:23.804	113.1	30.250	104.7	2:44.417	80.14	2.027	16:56:30.787
9 -	50.407	115.9	1:23.538	115.7	28.925	105.2	2:42.870 (3)	80.90	0.480	16:59:13.657
10 -	48.658	120.4	1:23.134	112.0	30.707	101.1	2:42.499 (2)	81.09	0.109	17:01:56.156

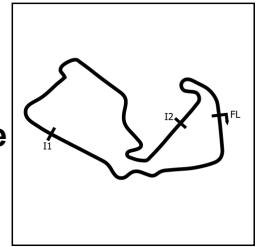
P36 96 911C		Christian AYRES		Porsche 964						
IDEAL LAP TIME : 2:41.882		BEST LAP TIME : 2:43.690		DIFFERENCE : 1.808						
LAP	SECTOR 1		SECTOR 2		SECTOR 3		LAP TIME	MPH	DIFF	TIME OF DAY
1 -		127.0	1:26.376	113.5	30.972	99.4	3:15.315	67.46	31.625	16:37:36.852
2 -	50.902	126.1	1:24.141	120.0	29.952	103.4	2:44.995 (3)	79.86	1.305	16:40:21.847
3 -	51.342	127.0	1:23.072	120.0	29.412	106.4	2:43.826 (2)	80.43	0.136	16:43:05.673
4 -	49.398	127.3	1:24.623	121.1	29.669	105.2	2:43.690 (1)	80.50		16:45:49.363
5 -	50.230	121.7	1:24.820	116.9	32.414	92.3	2:47.464	78.69	3.774	16:48:36.827
6 -	51.733	104.6	1:25.012	115.7	29.665	105.3	2:46.410	79.18	2.720	16:51:23.237
7 -	50.200	114.3	1:25.400	120.6	30.824	97.7	2:46.424	79.18	2.734	16:54:09.661
8 -	50.672	125.2	1:25.028	119.1	30.454	99.6	2:46.154	79.31	2.464	16:56:55.815
9 -	50.777	124.2	1:26.833	117.5	30.856	96.2	2:48.466	78.22	4.776	16:59:44.281
10 -	50.752	127.0	1:26.008	118.9	29.651	104.3	2:46.411	79.18	2.721	17:02:30.692

Weather / Track : Cloudy / Dry

Silverstone GP
Circuit Length = 3.6604 miles
Start: 16:34 Flag 17:00 End: 17:03

Petro-Canada Lubricants Porsche Club Championship with Pirelli & 911 Challenge

RACE 7 - SECTOR ANALYSIS



SECTOR 1 = FL to I1, SECTOR 2 = I1 to I2, SECTOR 3 = I2 to FL, DIFF = Difference To Personal Best Lap, P = Crossed Finish Line in Pit Lane, D = Time Disallowed

P37 71 3		Michael JOHNSON		Porsche Boxster S					
IDEAL LAP TIME : 2:44.163		BEST LAP TIME : 2:46.227		DIFFERENCE : 2.064					
LAP	SECTOR 1	SECTOR 2	SECTOR 3	LAP TIME	MPH	DIFF	TIME OF DAY		
1 -		117.7	1:29.246	114.7	30.300	3:03.535	71.79	17.308	16:37:25.072
2 -	51.721	118.7	1:25.968	117.5	30.056	2:47.745	78.55	1.518	16:40:12.817
3 -	52.254	121.1	1:25.184	116.9	29.974	2:47.412	78.71	1.185	16:43:00.229
4 -	51.638	119.1	1:25.598	102.9	30.379	2:47.615	78.61	1.388	16:45:47.844
5 -	51.464	119.1	1:24.618	116.7	33.880	2:49.962	77.53	3.735	16:48:37.806
6 -	52.979	121.7	1:24.838	118.1	30.254	2:48.071	78.40	1.844	16:51:25.877
7 -	51.327	121.3	1:26.042	110.0	29.538	2:46.907 (2)	78.95	0.680	16:54:12.784
8 -	50.822	120.6	1:26.188	116.9	30.109	2:47.119 (3)	78.85	0.892	16:56:59.903
9 -	51.301	121.3	1:25.474	117.1	29.452	2:46.227 (1)	79.27		16:59:46.130
10 -	50.093	122.4	1:29.180	116.5	30.303	2:49.576	77.71	3.349	17:02:35.706

P38 90 3		Sarah THOMSON		Porsche Boxster S						
IDEAL LAP TIME : 2:39.627		BEST LAP TIME : 2:42.062		DIFFERENCE : 2.435						
LAP	SECTOR 1	SECTOR 2	SECTOR 3	LAP TIME	MPH	DIFF	TIME OF DAY			
1 -		117.1	1:26.617	114.9	30.169	2:58.968	73.63	16.906	16:37:20.505	
2 -	52.006	121.7	1:24.616	119.1	29.752	2:46.374	79.20	4.312	16:40:06.879	
3 -	50.625	123.1	1:24.301	117.5	30.126	2:45.052	79.84	2.990	16:42:51.931	
4 -	50.864	123.3	1:23.950	117.7	29.972	2:44.786	79.96	2.724	16:45:36.717	
5 -	50.763	119.6	1:23.770	118.1	29.368	2:43.901	80.40	1.839	16:48:20.618	
6 -	49.759	123.8	1:24.045	116.9	29.409	2:43.213 (3)	80.73	1.151	16:51:03.831	
7 -	52.216	122.0	1:23.761	119.4	29.490	2:45.467	79.63	3.405	16:53:49.298	
8 -	49.813	123.3	1:23.636	117.1	29.587	2:43.036 (2)	80.82	0.974	16:56:32.334	
9 -	50.622	122.0	1:22.147	119.1	29.293	2:42.062 (1)	81.31		16:59:14.396	
10 -	48.422	122.6	2:05.156	118.5	29.058	107.4	3:22.636	65.03	40.574	17:02:37.032

P39 171 911C		Morgan SPARROW		Porsche 911 2.7						
IDEAL LAP TIME : 2:44.605		BEST LAP TIME : 2:46.346		DIFFERENCE : 1.741						
LAP	SECTOR 1	SECTOR 2	SECTOR 3	LAP TIME	MPH	DIFF	TIME OF DAY			
1 -		118.1	1:26.106	112.7	30.430	3:17.188	66.82	30.842	16:37:38.725	
2 -	51.571	120.6	1:25.817	111.6	30.440	106.0	2:47.828	78.51	1.482	16:40:26.553
3 -	51.344	116.3	1:25.150	106.5	30.711	103.0	2:47.205 (3)	78.81	0.859	16:43:13.758
4 -	51.220	117.1	1:25.585	110.3	29.984	105.0	2:46.789 (2)	79.00	0.443	16:46:00.547
5 -	50.849	119.6	1:30.742	106.1	30.357	105.5	2:51.948	76.63	5.602	16:48:52.495
6 -	49.976	120.0	1:24.645	110.7	33.970	100.4	2:48.591	78.16	2.245	16:51:41.086
7 -	55.291	102.2	1:27.541	112.7	30.305	97.5	2:53.137	76.11	6.791	16:54:34.223
8 -	53.561	118.1	1:24.990	114.9	30.052	105.7	2:48.603	78.15	2.257	16:57:22.826
9 -	51.251	117.5	1:27.113	91.4	30.960	104.8	2:49.324	77.82	2.978	17:00:12.150
10 -	50.516	120.9	1:25.828	115.7	30.002	101.4	2:46.346 (1)	79.21		17:02:58.496

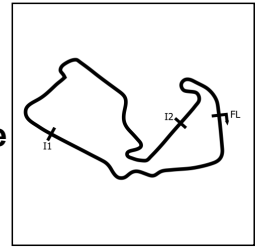
P40 164 911C		Roger SPARROW		Porsche 911						
IDEAL LAP TIME : 2:45.175		BEST LAP TIME : 2:46.492		DIFFERENCE : 1.317						
LAP	SECTOR 1	SECTOR 2	SECTOR 3	LAP TIME	MPH	DIFF	TIME OF DAY			
1 -		120.0	1:26.693	113.3	30.123	103.0	3:18.916	66.24	32.424	16:37:40.453
2 -	51.198	120.9	1:25.603	113.9	30.503	102.9	2:47.304 (2)	78.76	0.812	16:40:27.757
3 -	51.562	120.2	1:25.801	114.3	30.392	102.7	2:47.755	78.55	1.263	16:43:15.512
4 -	51.803	119.4	1:25.036	114.7	29.653	104.5	2:46.492 (1)	79.14		16:46:02.004
5 -	51.337	120.6	1:30.345	112.5	29.995	104.3	2:51.677	76.75	5.185	16:48:53.681
6 -	50.494	121.3	1:25.089	112.4	32.456	99.1	2:48.039	78.42	1.547	16:51:41.720
7 -	55.616	114.5	1:27.525	115.5	31.185	95.8	2:54.326	75.59	7.834	16:54:36.046
8 -	53.043	120.9	1:25.037	115.9	30.014	104.3	2:48.094	78.39	1.602	16:57:24.140
9 -	50.975	120.2	1:26.879	98.3	31.172	103.8	2:49.026	77.96	2.534	17:00:13.166
10 -	50.486	121.1	1:26.444	115.5	30.407		2:47.337 (3)	78.75	0.845	17:03:00.503

Weather / Track : Cloudy / Dry

Silverstone GP
Circuit Length = 3.6604 miles
Start: 16:34 Flag 17:00 End: 17:03

Petro-Canada Lubricants Porsche Club Championship with Pirelli & 911 Challenge

RACE 7 - SECTOR ANALYSIS



SECTOR 1 = FL to I1, SECTOR 2 = I1 to I2, SECTOR 3 = I2 to FL, DIFF = Difference To Personal Best Lap, P = Crossed Finish Line in Pit Lane, D = Time Disallowed

P41 53 3		Wayne GREGORY		Porsche Boxster S						
IDEAL LAP TIME : 2:47.168		BEST LAP TIME : 2:47.705		DIFFERENCE : 0.537						
LAP	SECTOR 1	SECTOR 2	SECTOR 3	LAP TIME	MPH	DIFF	TIME OF DAY			
1 -		115.1	1:31.106	108.7	31.117	100.4	3:05.563	71.01	17.858	16:37:27.100
2 -	52.203	116.5	1:28.936	109.2	31.463	102.1	2:52.602	76.34	4.897	16:40:19.702
3 -	53.728	107.2	1:29.106	107.2	31.067	100.5	2:53.901	75.77	6.196	16:43:13.603
4 -	53.148	114.5	1:28.987	109.2	31.032	101.6	2:53.167	76.09	5.462	16:46:06.770
5 -	53.727	110.9	1:28.365	108.2	31.066	101.1	2:53.158	76.10	5.453	16:48:59.928
6 -	51.421	116.1	1:27.398	108.7	31.251	101.3	2:50.070	77.48	2.365	16:51:49.998
7 -	55.172	112.7	1:27.800	104.3	30.984	101.8	2:53.956	75.75	6.251	16:54:43.954
8 -	51.611	110.1	1:25.670	108.9	30.424	100.8	2:47.705 (1)	78.57		16:57:31.659
9 -	51.940	105.6	1:25.323	102.2	30.531	101.6	2:47.794 (2)	78.53	0.089	17:00:19.453
10 -	52.788	111.8	1:25.510	106.1	30.545	102.5	2:48.843 (3)	78.04	1.138	17:03:08.296

Weather / Track : Cloudy / Dry

Results can be found at www.tsl-timing.com

Page 11 of 11

Silverstone GP
 Circuit Length = 3.6604 miles
 Start: 16:34 Flag 17:00 End: 17:03

Printed - 17:05 Saturday, 14 August 2021

Petro-Canada Lubricants Porsche Club Championship with Pirelli & 911 Challenge

RACE 7 - BEST SECTORS

SECTOR 1			SECTOR 2			SECTOR 3			IDEAL / BEST COMPARISON						
POS	NO	NAME	TIME	NO	NAME	TIME	NO	NAME	TIME	POS	NO	NAME	IDEAL	BEST	DIFF
													PERFECT LAP	2:20.285	
1	9	DYER	42.843	14	MCALÉER	1:11.911	16	HARRISON	25.531	1	23	CLARK	2:20.549	2:21.139	0.590
2	23	CLARK	42.941	16	HARRISON	1:11.932	9	DYER	25.572	2	16	HARRISON	2:20.640	2:21.018	0.378
3	14	MCALÉER	42.993	23	CLARK	1:11.954	3	ELLIS	25.605	3	14	MCALÉER	2:20.724	2:20.746	0.022
4	44	MCALÉER	43.139	44	MCALÉER	1:12.315	23	CLARK	25.654	4	9	DYER	2:20.748	2:20.943	0.195
5	16	HARRISON	43.177	9	DYER	1:12.333	2	MORRIS	25.661	5	44	MCALÉER	2:21.159	2:21.503	0.344
6	2	MORRIS	43.238	2	MORRIS	1:12.375	44	MCALÉER	25.705	6	2	MORRIS	2:21.274	2:21.907	0.633
7	3	ELLIS	43.263	11	CALEY	1:12.391	14	MCALÉER	25.820	7	3	ELLIS	2:21.575	2:21.813	0.238
8	11	CALEY	43.576	3	ELLIS	1:12.707	11	CALEY	25.874	8	11	CALEY	2:21.841	2:22.489	0.648
9	48	BARLOW	44.401	85	BAYSTON	1:13.698	85	BAYSTON	26.248	9	85	BAYSTON	2:24.575	2:25.516	0.941
10	25	KYLE-HENNEY	44.580	48	BARLOW	1:14.120	48	BARLOW	26.266	10	48	BARLOW	2:24.787	2:25.072	0.285
11	70	ARCHER	44.628	25	KYLE-HENNEY	1:14.726	45	SEAGRAVE	26.392	11	25	KYLE-HENNEY	2:25.797	2:26.254	0.457
12	85	BAYSTON	44.629	70	ARCHER	1:14.923	25	KYLE-HENNEY	26.491	12	70	ARCHER	2:26.057	2:26.476	0.419
13	112	BATES	44.747	112	BATES	1:14.986	70	ARCHER	26.506	13	45	SEAGRAVE	2:26.415	2:26.615	0.200
14	45	SEAGRAVE	44.913	45	SEAGRAVE	1:15.110	17	MUGGERIDGE	26.513	14	112	BATES	2:26.649	2:27.147	0.498
15	17	MUGGERIDGE	44.976	17	MUGGERIDGE	1:15.314	88	SIMPSON	26.677	15	17	MUGGERIDGE	2:26.803	2:26.973	0.170
16	88	SIMPSON	45.189	12	CALEY	1:15.451	12	CALEY	26.678	16	12	CALEY	2:27.445	2:27.445	0.000
17	12	CALEY	45.316	88	SIMPSON	1:15.616	112	BATES	26.916	17	88	SIMPSON	2:27.482	2:28.544	1.062
18	111	NEAL / HARVEY	45.440	78	FORBER	1:16.269	8	MORRISON	27.078	18	78	FORBER	2:29.495	2:29.495	0.000
19	8	MORRISON	45.753	32	HESLOP	1:16.453	50	LUCKEY	27.275	19	111	NEAL / HARVEY	2:29.793	2:30.463	0.670
20	78	FORBER	45.891	111	NEAL / HARVEY	1:16.652	20	ALEXANDER	27.327	20	32	HESLOP	2:29.919	2:30.230	0.311
21	32	HESLOP	45.895	8	MORRISON	1:17.252	78	FORBER	27.335	21	8	MORRISON	2:30.083	2:31.001	0.918
22	27	LUDFORD	46.506	50	LUCKEY	1:17.548	64	BLACKER	27.458	22	27	LUDFORD	2:31.710	2:32.144	0.434
23	21	NELSON	46.626	27	LUDFORD	1:17.556	32	HESLOP	27.571	23	50	LUCKEY	2:31.788	2:32.152	0.364
24	24	HAZELTON	46.947	64	BLACKER	1:17.604	24	HAZELTON	27.588	24	64	BLACKER	2:32.112	2:33.294	1.182
25	50	LUCKEY	46.965	21	NELSON	1:18.068	27	LUDFORD	27.648	25	20	ALEXANDER	2:32.584	2:33.311	0.727
26	6	THOMPSON	46.984	20	ALEXANDER	1:18.240	111	NEAL / HARVEY	27.701	26	21	NELSON	2:32.671	2:32.975	0.304
27	20	ALEXANDER	47.017	28	BAKER	1:18.241	28	BAKER	27.798	27	24	HAZELTON	2:32.796	2:33.116	0.320
28	64	BLACKER	47.050	24	HAZELTON	1:18.261	22	EVANS	27.830	28	28	BAKER	2:33.129	2:33.358	0.229
29	28	BAKER	47.090	26	BURKE	1:19.075	6	THOMPSON	27.907	29	6	THOMPSON	2:34.213	2:34.648	0.435
30	55	ADAMS	47.279	55	ADAMS	1:19.216	49	SHORE	27.925	30	55	ADAMS	2:34.604	2:35.411	0.807
31	22	EVANS	47.366	6	THOMPSON	1:19.322	21	NELSON	27.977	31	22	EVANS	2:34.742	2:35.995	1.253
32	66	SUDERA	47.439	22	EVANS	1:19.546	55	ADAMS	28.109	32	26	BURKE	2:34.940	2:35.199	0.259
33	26	BURKE	47.607	66	SUDERA	1:20.982	66	SUDERA	28.242	33	66	SUDERA	2:36.663	2:38.743	2.080
34	90	THOMSON	48.422	49	SHORE	1:21.054	26	BURKE	28.258	34	49	SHORE	2:37.706	2:38.543	0.837
35	46	GOUGH	48.658	90	THOMSON	1:22.147	46	GOUGH	28.925	35	90	THOMSON	2:39.627	2:42.062	2.435
36	49	SHORE	48.727	46	GOUGH	1:22.557	90	THOMSON	29.058	36	46	GOUGH	2:40.140	2:42.390	2.250
37	96	AYRES	49.398	96	AYRES	1:23.072	96	AYRES	29.412	37	96	AYRES	2:41.882	2:43.690	1.808
38	171	SPARROW	49.976	71	JOHNSON	1:24.618	71	JOHNSON	29.452	38	71	JOHNSON	2:44.163	2:46.227	2.064
39	71	JOHNSON	50.093	171	SPARROW	1:24.645	164	SPARROW	29.653	39	171	SPARROW	2:44.605	2:46.346	1.741
40	164	SPARROW	50.486	164	SPARROW	1:25.036	171	SPARROW	29.984	40	164	SPARROW	2:45.175	2:46.492	1.317
41	53	GREGORY	51.421	53	GREGORY	1:25.323	53	GREGORY	30.424	41	53	GREGORY	2:47.168	2:47.705	0.537

Weather / Track : Cloudy / Dry

Silverstone GP

Circuit Length = 3.6604 miles

Start: 16:34 Flag 17:00 End: 17:03

Results can be found at www.tsl-timing.com

Printed - 17:04 Saturday, 14 August 2021

Petro-Canada Lubricants Porsche Club Championship with Pirelli & 911 Challenge

RACE 7 - BEST SPEEDS

POS	INTERMEDIATE 1			INTERMEDIATE 2			FINISH LINE		
	NO	NAME	MPH	NO	NAME	MPH	NO	NAME	MPH
1	112	BATES	140.3	11	CALEY	133.9	112	BATES	122.0
2	14	MCALEER	138.0	14	MCALEER	133.1	14	MCALEER	121.5
3	11	CALEY	138.0	16	HARRISON	132.6	16	HARRISON	121.5
4	2	MORRIS	138.0	44	MCALEER	132.6	11	CALEY	120.8
5	111	NEAL / HARVEY	137.7	112	BATES	131.8	2	MORRIS	120.6
6	44	MCALEER	137.2	2	MORRIS	131.5	44	MCALEER	120.4
7	9	DYER	136.3	9	DYER	131.3	23	CLARK	119.5
8	16	HARRISON	136.1	111	NEAL / HARVEY	131.0	111	NEAL / HARVEY	118.2
9	23	CLARK	135.5	23	CLARK	130.8	9	DYER	118.0
10	3	ELLIS	133.4	85	BAYSTON	130.0	85	BAYSTON	117.8
11	85	BAYSTON	133.4	3	ELLIS	129.0	3	ELLIS	117.4
12	20	ALEXANDER	133.1	20	ALEXANDER	127.0	20	ALEXANDER	117.2
13	45	SEAGRAVE	132.6	45	SEAGRAVE	126.8	45	SEAGRAVE	116.1
14	50	LUCKEY	130.3	50	LUCKEY	125.2	50	LUCKEY	113.5
15	88	SIMPSON	128.8	48	BARLOW	124.2	26	BURKE	113.5
16	17	MUGGERIDGE	128.3	88	SIMPSON	124.0	48	BARLOW	112.2
17	25	KYLE-HENNEY	127.5	17	MUGGERIDGE	123.8	25	KYLE-HENNEY	112.2
18	24	HAZELTON	127.5	70	ARCHER	123.5	88	SIMPSON	112.0
19	96	AYRES	127.3	25	KYLE-HENNEY	122.4	70	ARCHER	111.8
20	26	BURKE	127.0	64	BLACKER	122.4	17	MUGGERIDGE	110.9
21	70	ARCHER	126.8	8	MORRISON	122.2	28	BAKER	110.9
22	27	LUDFORD	126.6	28	BAKER	122.2	24	HAZELTON	110.3
23	64	BLACKER	126.6	26	BURKE	122.2	8	MORRISON	110.1
24	28	BAKER	126.6	32	HESLOP	121.5	32	HESLOP	109.9
25	48	BARLOW	126.3	24	HAZELTON	121.5	12	CALEY	109.4
26	21	NELSON	126.1	21	NELSON	121.1	27	LUDFORD	109.4
27	8	MORRISON	125.9	96	AYRES	121.1	21	NELSON	109.2
28	32	HESLOP	125.6	12	CALEY	120.9	64	BLACKER	109.2
29	12	CALEY	125.4	27	LUDFORD	120.9	66	SUDERA	109.2
30	78	FORBER	124.5	78	FORBER	120.2	78	FORBER	108.7
31	22	EVANS	124.0	6	THOMPSON	120.0	22	EVANS	108.5
32	90	THOMSON	123.8	22	EVANS	120.0	6	THOMPSON	108.3
33	6	THOMPSON	123.5	66	SUDERA	120.0	55	ADAMS	107.4
34	66	SUDERA	123.5	90	THOMSON	119.4	90	THOMSON	107.4
35	55	ADAMS	122.9	55	ADAMS	118.3	49	SHORE	106.5
36	71	JOHNSON	122.4	71	JOHNSON	118.1	96	AYRES	106.4
37	164	SPARROW	121.3	49	SHORE	116.7	171	SPARROW	106.0
38	171	SPARROW	120.9	164	SPARROW	115.9	46	GOUGH	105.2
39	46	GOUGH	120.4	46	GOUGH	115.7	164	SPARROW	104.5
40	49	SHORE	118.9	171	SPARROW	115.7	53	GREGORY	102.5
41	53	GREGORY	116.5	53	GREGORY	109.2			

Weather / Track : Cloudy / Dry

Results can be found at www.tsl-timing.com

Silverstone GP
 Circuit Length = 3.6604 miles
 Start: 16:34 Flag 17:00 End: 17:03

Printed - 17:04 Saturday, 14 August 2021

Petro-Canada Lubricants Porsche Club Championship with Pirelli & 911 Challenge

RACE 7 - STATISTICS

Competitors Started 41
Planned Start 2021-08-14 @ 16:30:00.000
Actual Start 2021-08-14 @ 16:34:21.536
Finish Time 2021-08-14 @ 17:00:25.697
Track Length 3.6604mi.
Total Laps 435
Total Distance Covered 1592.3164mi.

Session Fastest Lap History

NO	CL	NAME	LAP TIME	TIME OF DAY	LAP	VEHICLE
23	1	Simon CLARK	2:24.271	16:36:45.815	1	Porsche Cayman S
23	1	Simon CLARK	2:21.444	16:39:07.259	2	Porsche Cayman S
16	1	Kevin HARRISON	2:21.036	16:39:07.622	2	Porsche 996 C2
9	1	Chris DYER	2:20.964	16:39:07.957	2	Porsche Cayman S
9	1	Chris DYER	2:20.943	16:41:28.900	3	Porsche Cayman S
14	1	Mark MCALEER	2:20.933	16:43:53.334	4	Porsche 997 C2S
14	1	Mark MCALEER	2:20.746	16:46:14.080	5	Porsche 997 C2S

Session Leader History

NO	CL	NAME	FROM LAP	LAPS LED	DISTANCE	VEHICLE
23	1	Simon CLARK	1	11	40.26 miles	Porsche Cayman S

Flag History

TYPE	TIME OF DAY
GREEN	16:34:21.536
FINISH	17:00:25.697

Flag Statistics

TYPE	COUNT	TOTAL LAPS	TOTAL TIME
Green	1	11	29:06.778
Red	0	0	0.000
Safety Car	0	0	0.000
FCY	0	0	0.000

Weather / Track : Cloudy / Dry

Results can be found at www.tsl-timing.com

Page 1 of 5

Silverstone GP
Circuit Length = 3.6604 miles
Start: 16:34 Flag 17:00 End: 17:03

Printed - 17:05 Saturday, 14 August 2021

Petro-Canada Lubricants Porsche Club Championship with Pirelli & 911 Challenge

RACE 7 - STATISTICS

CLASS : 1

11 Starters

Fastest Lap History

NO	NAME	LAP TIME	TIME OF DAY	LAP	VEHICLE
23	Simon CLARK	2:24.271	16:36:45.815	1	Porsche Cayman S
23	Simon CLARK	2:21.444	16:39:07.259	2	Porsche Cayman S
16	Kevin HARRISON	2:21.036	16:39:07.622	2	Porsche 996 C2
9	Chris DYER	2:20.964	16:39:07.957	2	Porsche Cayman S
9	Chris DYER	2:20.943	16:41:28.900	3	Porsche Cayman S
14	Mark MCALEER	2:20.933	16:43:53.334	4	Porsche 997 C2S
14	Mark MCALEER	2:20.746	16:46:14.080	5	Porsche 997 C2S

Leader History

NO	NAME	FROM LAP	LAPS LED	DISTANCE	VEHICLE
23	Simon CLARK	1	11	40.26 miles	Porsche Cayman S

Petro-Canada Lubricants Porsche Club Championship with Pirelli & 911 Challenge

RACE 7 - STATISTICS

CLASS : 2

11 Starters

Fastest Lap History

NO	NAME	LAP TIME	TIME OF DAY	LAP	VEHICLE
48	Toby BARLOW	2:31.033	16:36:52.571	1	Porsche Boxster S
48	Toby BARLOW	2:26.313	16:39:18.885	2	Porsche Boxster S
48	Toby BARLOW	2:25.072	16:41:43.956	3	Porsche Boxster S

Leader History

NO	NAME	FROM LAP	LAPS LED	DISTANCE	VEHICLE
48	Toby BARLOW	1	11	40.26 miles	Porsche Boxster S

Petro-Canada Lubricants Porsche Club Championship with Pirelli & 911 Challenge

RACE 7 - STATISTICS

CLASS : 3

12 Starters

Fastest Lap History

NO	NAME	LAP TIME	TIME OF DAY	LAP	VEHICLE
32	William HESLOP	2:39.584	16:37:01.129	1	Porsche Boxster S
32	William HESLOP	2:30.543	16:39:31.672	2	Porsche Boxster S
78	Richard FORBER	2:30.455	16:42:03.951	3	Porsche Boxster S
78	Richard FORBER	2:30.177	16:47:04.843	5	Porsche Boxster S
78	Richard FORBER	2:29.495	16:49:34.337	6	Porsche Boxster S

Leader History

NO	NAME	FROM LAP	LAPS LED	DISTANCE	VEHICLE
32	William HESLOP	1	8	29.28 miles	Porsche Boxster S
78	Richard FORBER	9	3	10.98 miles	Porsche Boxster S

Petro-Canada Lubricants Porsche Club Championship with Pirelli & 911 Challenge

RACE 7 - STATISTICS

CLASS : 911C

7 Starters

Fastest Lap History

NO	NAME	LAP TIME	TIME OF DAY	LAP	VEHICLE
112	Tim BATES	2:54.991	16:37:16.523	1	Porsche 911 SC
112	Tim BATES	2:28.237	16:39:44.761	2	Porsche 911 SC
112	Tim BATES	2:27.147	16:44:43.904	4	Porsche 911 SC

Leader History

NO	NAME	FROM LAP	LAPS LED	DISTANCE	VEHICLE
112	Tim BATES	1	11	40.26 miles	Porsche 911 SC