



**Porsche Club**  
Motorsport



## Brands Hatch

1<sup>st</sup> May 2021

## Results



**PORSCHE**  
CLASSIC

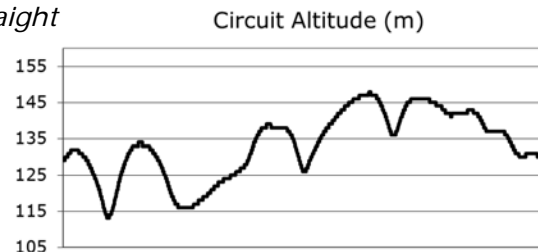
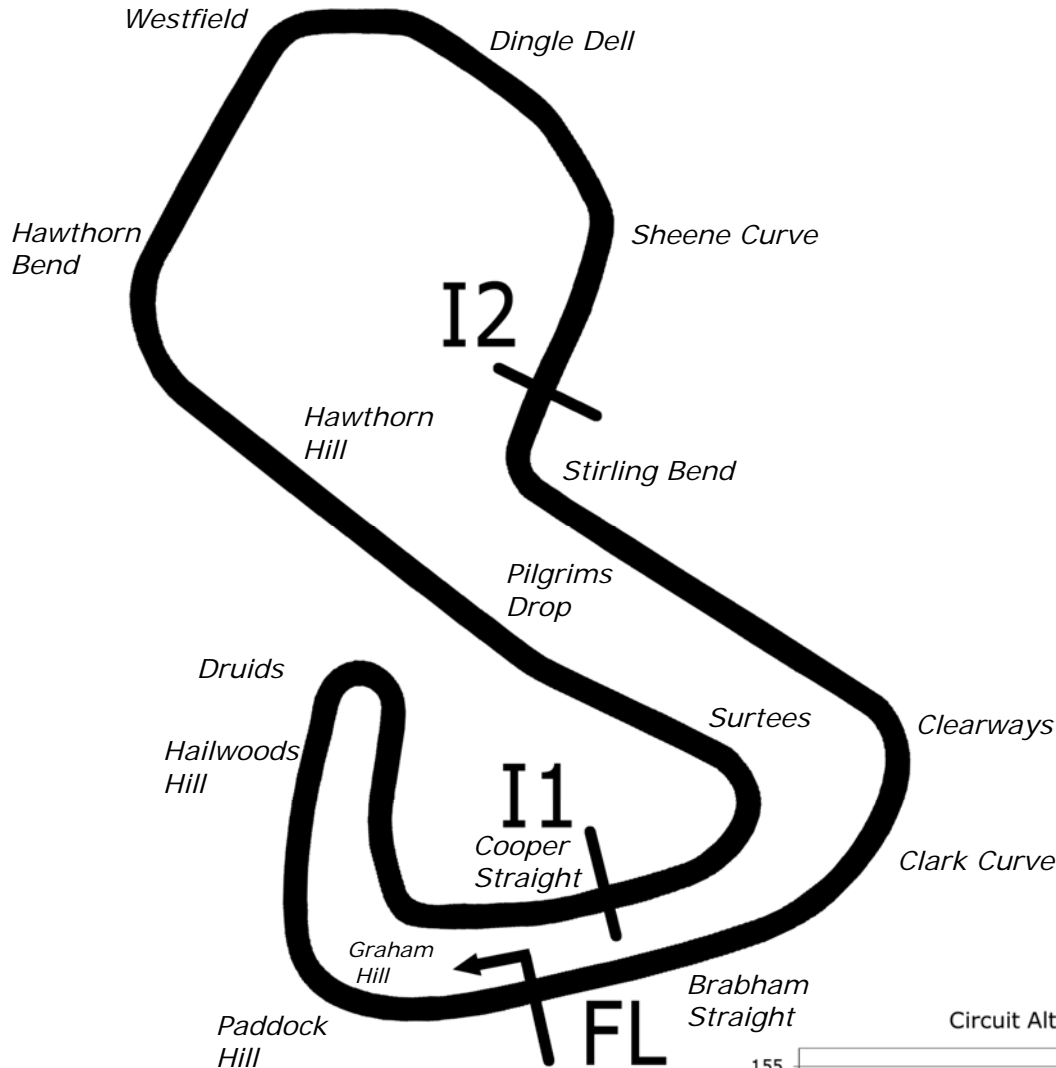


# Brands Hatch GP



SPORTS TIMING

TIMING SOLUTIONS LTD



Length	2.4332 miles	3916.0 m	
FL		51.36032 N	0.26032 E
I1	1116m	51.35934 N	0.25955 E
I2	2928m	51.35532 N	0.26250 E
Pit Entry	3646m	51.35911 N	0.25743 E
Pit Exit	26m after FL	51.36027 N	0.26078 E
Pit Entry-Pit Exit 277m, 16.6s @60kph, 12.4s @80kph			

All results available at [www.tsl-timing.com](http://www.tsl-timing.com)

# Petro-Canada Lubricants Porsche Club Championship with Pirelli

## QUALIFYING - RACE 5 - 2ND FASTEST CLASSIFICATION

POS	NO	CL	PIC NAME	ENTRY	TIME	ON	LAPS	GAP	DIFF	MPH
1	23	1	1 Simon CLARK	Porsche Cayman S	1:38.031	6	12			89.35
2	2	1	2 Peter MORRIS	Porsche 997 C2S	1:38.465	3	11	0.434	0.434	88.96
3	44*	1	3 Jake MCALEER	Porsche Cayman S	1:38.626	5	10	0.595	0.161	88.81
4	11*	1	4 James CALEY	Porsche 997 C2S	1:38.826	8	9	0.795	0.200	88.63
5	9	1	5 Chris DYER	Porsche Cayman S	1:39.333	11	11	1.302	0.507	88.18
6	14	1	6 Mark MCALEER	Porsche 997 C2S	1:39.781	5	9	1.750	0.448	87.79
7	16	1	7 Kevin HARRISON	Porsche 996 C2	1:40.409	5	11	2.378	0.628	87.24
8	25	2	1 Matthew KYLE-HENNEY	Porsche Boxster S	1:40.917	6	12	2.886	0.508	86.80
9	3	1	8 Richard ELLIS	Porsche 996 C2	1:41.041	7	12	3.010	0.124	86.69
10	88	2	2 Paul SIMPSON	Porsche Boxster S	1:42.043	9	11	4.012	1.002	85.84
11	85	1	9 Richard BAYSTON	Porsche 996 C2	1:42.309	11	11	4.278	0.266	85.62
12	99	2	3 Richard STYRIN	Porsche Boxster S	1:42.757	9	10	4.726	0.448	85.24
13	17	2	4 Andy MUGGERIDGE	Porsche Boxster S	1:42.763	9	11	4.732	0.006	85.24
14	33	2	5 Kevin MOLYNEAUX	Porsche Boxster S	1:43.085	7	10	5.054	0.322	84.97
15	45	1	10 Paul SEAGRAVE	Porsche 996 C2	1:43.608	5	11	5.577	0.523	84.54
16	32*	3	1 William HESLOP	Porsche Boxster S	1:44.662	10	10	6.631	1.054	83.69
17	12	2	6 Bill CALEY	Porsche Boxster S	1:44.697	7	9	6.666	0.035	83.66
18	8	2	7 Steven MORRISON	Porsche Boxster S	1:45.971	8	11	7.940	1.274	82.66
19	24	2	8 Carl HAZELTON	Porsche Boxster S	1:46.934	8	11	8.903	0.963	81.91
20	21	3	2 Alistair NELSON	Porsche Boxster S	1:47.122	9	10	9.091	0.188	81.77
21	94	2	9 Jesse CHAMBERLAIN	Porsche Boxster S	1:47.140	5	6	9.109	0.018	81.76
22	10	2	10 Julian MORRIS	Porsche Boxster S	1:49.363	10	10	11.332	2.223	80.09
23	28	2	11 Andy BAKER	Porsche Boxster S	1:49.439	9	10	11.408	0.076	80.04
24	78*	3	3 Richard FORBER	Porsche Boxster S	1:49.589	3	8	11.558	0.150	79.93
25	6*	3	4 Mike THOMPSON	Porsche Boxster S	1:50.080	9	10	12.049	0.491	79.57
26	22*	3	5 Peter EVANS	Porsche Boxster S	1:50.823	10	10	12.792	0.743	79.04
27	69*	2	12 Jon NEWALL	Porsche Boxster S	1:51.135	9	10	13.104	0.312	78.82
28	20	1	11 John ALEXANDER	Porsche Cayman S	1:52.059	9	11	14.028	0.924	78.17
29	49	3	6 Steven SHORE	Porsche Boxster S	1:55.281	7	10	17.250	3.222	75.98
30	64	2	13 Vince BLACKER	Porsche Boxster S	1:56.778	3	9	18.747	1.497	75.01
31	46	3	7 Ashley WHITE	Porsche Boxster S	1:58.145	9	9	20.114	1.367	74.14

\*Cars 11, 22 & 78 require working transponders - Regulation Q12.8.1 refers.

No. 6, 32, 44 - 1 Lap time disallowed; exceeding track limits.

No. 69 - 4 Lap times disallowed; exceeding track limits.

Brands Hatch GP

Circuit Length = 2.4332 miles

Start: 10:56 Flag 11:16 End: 11:18

Weather / Track : Bright / Dry

These results are provisional until the conclusion of any judicial and technical matters.

Clerk Of Course : Simon Gnana-Pragasam

Stewards :

Timekeeper : Nick Palmer

# Petro-Canada Lubricants Porsche Club Championship with Pirelli

## QUALIFYING - RACE 2 - CLASSIFICATION

POS	NO	CL	PIC NAME	ENTRY	TIME	ON	LAPS	GAP	DIFF	MPH
1	14	1	1	Mark MCALEER	Porsche 997 C2S	1:37.658	4	9		89.69
2	23	1	2	Simon CLARK	Porsche Cayman S	1:37.906	10	12	0.248	89.47
3	2	1	3	Peter MORRIS	Porsche 997 C2S	1:38.007	4	11	0.349	89.37
4	44*	1	4	Jake MCALEER	Porsche Cayman S	1:38.497	4	10	0.839	88.93
5	9	1	5	Chris DYER	Porsche Cayman S	1:38.641	10	11	0.983	88.80
6	11*	1	6	James CALEY	Porsche 997 C2S	1:38.812	5	9	1.154	88.65
7	16	1	7	Kevin HARRISON	Porsche 996 C2	1:39.743	11	11	2.085	87.82
8	25	2	1	Matthew KYLE-HENNEY	Porsche Boxster S	1:40.867	8	12	3.209	86.84
9	3	1	8	Richard ELLIS	Porsche 996 C2	1:40.990	8	12	3.332	86.73
10	88	2	2	Paul SIMPSON	Porsche Boxster S	1:41.628	11	11	3.970	86.19
11	85	1	9	Richard BAYSTON	Porsche 996 C2	1:42.202	7	11	4.544	85.71
12	99	2	3	Richard STYRIN	Porsche Boxster S	1:42.306	5	10	4.648	85.62
13	17	2	4	Andy MUGGERIDGE	Porsche Boxster S	1:42.420	7	11	4.762	85.52
14	33	2	5	Kevin MOLYNEAUX	Porsche Boxster S	1:43.069	9	10	5.411	84.99
15	45	1	10	Paul SEAGRAVE	Porsche 996 C2	1:43.278	6	11	5.620	84.81
16	12	2	6	Bill CALEY	Porsche Boxster S	1:43.754	8	9	6.096	84.42
17	32*	3	1	William HESLOP	Porsche Boxster S	1:44.464	7	10	6.806	83.85
18	8	2	7	Steven MORRISON	Porsche Boxster S	1:44.466	10	11	6.808	83.85
19	94	2	8	Jesse CHAMBERLAIN	Porsche Boxster S	1:46.130	6	6	8.472	82.53
20	24	2	9	Carl HAZELTON	Porsche Boxster S	1:46.709	11	11	9.051	82.09
21	21	3	2	Alistair NELSON	Porsche Boxster S	1:47.066	10	10	9.408	81.81
22	10	2	10	Julian MORRIS	Porsche Boxster S	1:48.014	9	10	10.356	81.09
23	6*	3	3	Mike THOMPSON	Porsche Boxster S	1:48.674	8	10	11.016	80.60
24	78*	3	4	Richard FORBER	Porsche Boxster S	1:48.712	6	8	11.054	80.57
25	28	2	11	Andy BAKER	Porsche Boxster S	1:49.131	8	10	11.473	80.26
26	69*	2	12	Jon NEWALL	Porsche Boxster S	1:49.960	10	10	12.302	79.66
27	22*	3	5	Peter EVANS	Porsche Boxster S	1:50.402	9	10	12.744	79.34
28	20	1	11	John ALEXANDER	Porsche Cayman S	1:50.831	8	11	13.173	79.03
29	49	3	6	Steven SHORE	Porsche Boxster S	1:54.922	6	10	17.264	76.22
30	64	2	13	Vince BLACKER	Porsche Boxster S	1:56.095	4	9	18.437	75.45
31	46	3	7	Ashley WHITE	Porsche Boxster S	1:57.166	7	9	19.508	74.76

\*Cars 11, 22 & 78 require working transponders - Regulation Q12.8.1 refers.

No. 6, 32, 44 - 1 Lap time disallowed; exceeding track limits.

No. 69 - 4 Lap times disallowed; exceeding track limits.

Brands Hatch GP

Circuit Length = 2.4332 miles

Start: 10:56 Flag 11:16 End: 11:18

Weather / Track : Bright / Dry

These results are provisional until the conclusion of any judicial and technical matters.

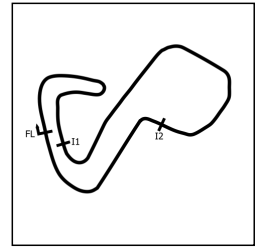
Clerk Of Course : Simon Gnana-Pragasam

Stewards :

Timekeeper : Nick Palmer

# Petro-Canada Lubricants Porsche Club Championship with Pirelli

## QUALIFYING - RACE 2 - SECTOR ANALYSIS



SECTOR 1 = FL to I1, SECTOR 2 = I1 to I2, SECTOR 3 = I2 to FL, DIFF = Difference To Personal Best Lap, P = Crossed Finish Line in Pit Lane, D = Time Disallowed

P1 14 1		Mark MCALEER		Porsche 997 C2S			
IDEAL LAP TIME : 1:37.648		BEST LAP TIME : 1:37.658		DIFFERENCE : 0.010			
LAP	SECTOR 1	SECTOR 2	SECTOR 3	LAP TIME	MPH	DIFF	TIME OF DAY
1 -	OUTLAP	58.619	29.027	2:11.795	66.46	34.137	10:58:44.721
2 -	37.357	48.776	24.806	1:50.939	78.96	13.281	11:00:35.660
3 -	32.255	44.194	<b>23.333</b>	1:39.782 (3)	87.78	2.124	11:02:15.442
4 -	<b>30.399</b>	<b>43.916</b>	23.343	<b>1:37.658 (1)</b>	<b>89.69</b>		<b>11:03:53.100</b>
5 -	31.393	44.627	23.761	1:39.781 (2)	87.79	2.123	11:05:32.881
6 -	31.336	45.653	23.837	1:40.826	86.88	3.168	11:07:13.707
7 -	30.954	45.325	23.979	1:40.258	87.37	2.600	11:08:53.965
8 -	31.869	44.603	24.046	1:40.518	87.14	2.860	11:10:34.483
9 -	33.051	49.401	24.194	1:46.646	82.13	8.988	11:12:21.129

P2 23 1		Simon CLARK		Porsche Cayman S			
IDEAL LAP TIME : 1:37.515		BEST LAP TIME : 1:37.906		DIFFERENCE : 0.391			
LAP	SECTOR 1	SECTOR 2	SECTOR 3	LAP TIME	MPH	DIFF	TIME OF DAY
1 -	OUTLAP	55.720	26.309	2:01.680	71.99	23.774	10:58:45.847
2 -	32.420	44.954	23.510	1:40.884	86.83	2.978	11:00:26.731
3 -	31.338	43.629	23.432	1:38.399	89.02	0.493	11:02:05.130
4 -	30.928	43.732	23.465	1:38.125 (3)	89.27	0.219	11:03:43.255
5 -	30.745	43.546	24.238	1:38.529	88.90	0.623	11:05:21.784
6 -	30.737	43.740	23.554	1:38.031 (2)	89.35	0.125	11:06:59.815
7 -	31.641	48.052	24.214	1:43.907	84.30	6.001	11:08:43.722
8 -	31.141	<b>43.502</b>	IN PIT	2:40.925 P	54.43	1:03.019	11:11:24.647
9 -	OUTLAP	44.142	23.980	1:41.712	86.12	3.806	11:13:06.359
10 -	<b>30.687</b>	43.893	<b>23.326</b>	<b>1:37.906 (1)</b>	<b>89.47</b>		<b>11:14:44.265</b>
11 -	31.018	43.779	23.460	1:38.257	89.15	0.351	11:16:22.522
12 -	30.803	45.475	23.465	1:39.743	87.82	1.837	11:18:02.265

P3 2 1		Peter MORRIS		Porsche 997 C2S			
IDEAL LAP TIME : 1:38.007		BEST LAP TIME : 1:38.007		DIFFERENCE : 0.000			
LAP	SECTOR 1	SECTOR 2	SECTOR 3	LAP TIME	MPH	DIFF	TIME OF DAY
1 -	OUTLAP	56.408	28.205	2:07.173	68.88	29.166	10:58:44.532
2 -	33.627	46.385	23.891	1:43.903	84.30	5.896	11:00:28.435
3 -	30.754	44.031	23.680	1:38.465 (2)	88.96	0.458	11:02:06.900
4 -	<b>30.736</b>	<b>43.785</b>	<b>23.486</b>	<b>1:38.007 (1)</b>	<b>89.37</b>		<b>11:03:44.907</b>
5 -	31.460	44.587	23.727	1:39.774	87.79	1.767	11:05:24.681
6 -	30.943	44.187	23.521	1:38.651 (3)	88.79	0.644	11:07:03.332
7 -	34.515	48.632	IN PIT	2:55.889 P	49.80	1:17.882	11:09:59.221
8 -	OUTLAP	45.927	24.214	1:44.565	83.77	6.558	11:11:43.786
9 -	31.140	44.397	23.680	1:39.217	88.28	1.210	11:13:23.003
10 -	31.291	44.278	24.081	1:39.650	87.90	1.643	11:15:02.653
11 -	31.571	43.946	23.674	1:39.191	88.31	1.184	11:16:41.844

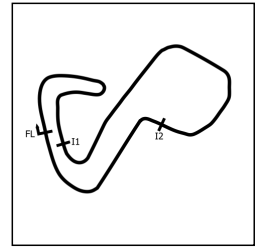
P4 44 1		Jake MCALEER		Porsche Cayman S			
IDEAL LAP TIME : 1:38.343		BEST LAP TIME : 1:38.497		DIFFERENCE : 0.154			
LAP	SECTOR 1	SECTOR 2	SECTOR 3	LAP TIME	MPH	DIFF	TIME OF DAY
1 -	OUTLAP	59.487	29.138	2:15.452	64.67	36.955	10:58:47.391
2 -	35.373	49.851	25.007	1:50.231	79.46	11.734	11:00:37.622
3 -	31.452	45.656	23.946	1:41.054	86.68	2.557	11:02:18.676
4 -	30.730	44.094	<b>23.673</b>	<b>1:38.497 (1)</b>	<b>88.93</b>		<b>11:03:57.173</b>
5 -	30.797	<b>44.067</b>	23.762	1:38.626 (2)	88.81	0.129	11:05:35.799
6 -	<b>30.603</b>	44.428	23.693	<del>1:38.724</del> D	88.73	0.227	11:07:14.523
7 -	35.176	49.895	24.484	1:49.555	79.95	11.058	11:09:04.078
8 -	32.468	50.885	24.009	1:47.362	81.59	8.865	11:10:51.440
9 -	31.366	46.048	24.113	1:41.527	86.28	3.030	11:12:32.967
10 -	31.241	44.248	23.719	1:39.208 (3)	88.29	0.711	11:14:12.175

Weather / Track : Bright / Dry

Brands Hatch GP  
Circuit Length = 2.4332 miles  
Start: 10:56 Flag 11:16 End: 11:18

# Petro-Canada Lubricants Porsche Club Championship with Pirelli

## QUALIFYING - RACE 2 - SECTOR ANALYSIS



SECTOR 1 = FL to I1, SECTOR 2 = I1 to I2, SECTOR 3 = I2 to FL, DIFF = Difference To Personal Best Lap, P = Crossed Finish Line in Pit Lane, D = Time Disallowed

<b>P5</b>		<b>9 1</b>		<b>Chris DYER</b>		Porsche Cayman S	
IDEAL LAP TIME : 1:38.641		BEST LAP TIME : 1:38.641		DIFFERENCE : 0.000			
LAP	SECTOR 1	SECTOR 2	SECTOR 3	LAP TIME	MPH	DIFF	TIME OF DAY
1 -	OUTLAP	57.584	28.838	2:10.264	67.24	31.623	10:58:45.710
2 -	34.591	47.411	24.516	1:46.518	82.23	7.877	11:00:32.228
3 -	31.850	45.010	23.706	1:40.566	87.10	1.925	11:02:12.794
4 -	31.108	44.714	24.094	1:39.916	87.67	1.275	11:03:52.710
5 -	31.400	45.530	23.756	1:40.686	87.00	2.045	11:05:33.396
6 -	31.402	45.386	24.542	1:41.330	86.44	2.689	11:07:14.726
7 -	32.212	47.751	IN PIT	3:08.284	<b>P</b> 46.52	1:29.643	11:10:23.010
8 -	OUTLAP	45.669	24.217	1:47.003	81.86	8.362	11:12:10.013
9 -	31.208	44.393	23.844	1:39.445	<b>(3)</b> 88.08	0.804	11:13:49.458
<b>10 -</b>	<b>30.776</b>	<b>44.202</b>	<b>23.663</b>	<b>1:38.641</b>	<b>(1)</b> <b>88.80</b>		<b>11:15:28.099</b>
11 -	31.380	<b>44.202</b>	23.751	1:39.333	<b>(2)</b> 88.18	0.692	11:17:07.432

<b>P6</b>		<b>11 1</b>		<b>James CALEY</b>		Porsche 997 C2S	
IDEAL LAP TIME :		BEST LAP TIME : 1:38.812		DIFFERENCE :			
LAP	SECTOR 1	SECTOR 2	SECTOR 3	LAP TIME	MPH	DIFF	TIME OF DAY
1 -				1:49.973	79.65	11.161	11:00:38.094
2 -				1:43.040	85.01	4.228	11:02:21.134
3 -				1:43.114	84.95	4.302	11:04:04.248
4 -				1:39.313	<b>(3)</b> 88.20	0.501	11:05:43.561
<b>5 -</b>				<b>1:38.812</b>	<b>(1)</b> <b>88.65</b>		<b>11:07:22.373</b>
6 -				1:39.649	87.90	0.837	11:09:02.022
7 -				4:35.398	31.80	2:56.586	11:13:37.420
8 -				1:38.826	<b>(2)</b> 88.63	0.014	11:15:16.246
9 -				1:41.812	86.03	3.000	11:16:58.058

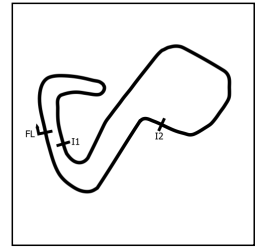
<b>P7</b>		<b>16 1</b>		<b>Kevin HARRISON</b>		Porsche 996 C2	
IDEAL LAP TIME : 1:39.624		BEST LAP TIME : 1:39.743		DIFFERENCE : 0.119			
LAP	SECTOR 1	SECTOR 2	SECTOR 3	LAP TIME	MPH	DIFF	TIME OF DAY
1 -	OUTLAP	55.025	27.020	2:02.808	71.32	23.065	10:58:45.689
2 -	33.302	47.047	24.276	1:44.625	83.72	4.882	11:00:30.314
3 -	31.858	45.433	24.130	1:41.421	86.37	1.678	11:02:11.735
4 -	31.604	44.802	24.158	1:40.564	<b>(3)</b> 87.10	0.821	11:03:52.299
5 -	31.426	45.011	23.972	1:40.409	<b>(2)</b> 87.24	0.666	11:05:32.708
6 -	<b>31.146</b>	45.580	24.854	1:41.580	86.23	1.837	11:07:14.288
7 -	31.264	45.670	24.116	1:41.050	86.68	1.307	11:08:55.338
8 -	32.094	45.675	24.042	1:41.811	86.04	2.068	11:10:37.149
9 -	31.642	45.816	IN PIT	2:28.889	<b>P</b> 58.83	49.146	11:13:06.038
10 -	OUTLAP	46.557	24.364	1:45.597	82.95	5.854	11:14:51.635
<b>11 -</b>	31.265	<b>44.507</b>	<b>23.971</b>	<b>1:39.743</b>	<b>(1)</b> <b>87.82</b>		<b>11:16:31.378</b>

<b>P8</b>		<b>25 2</b>		<b>Matthew KYLE-HENNEY</b>		Porsche Boxster S	
IDEAL LAP TIME : 1:40.415		BEST LAP TIME : 1:40.867		DIFFERENCE : 0.452			
LAP	SECTOR 1	SECTOR 2	SECTOR 3	LAP TIME	MPH	DIFF	TIME OF DAY
1 -	OUTLAP	57.723	25.956	2:06.631	69.17	25.764	10:59:00.688
2 -	33.618	46.990	25.890	1:46.498	82.25	5.631	11:00:47.186
3 -	32.502	45.919	24.686	1:43.107	84.95	2.240	11:02:30.293
4 -	32.523	45.508	24.651	1:42.682	85.31	1.815	11:04:12.975
5 -	31.873	45.283	24.368	1:41.524	86.28	0.657	11:05:54.499
6 -	31.919	44.867	<b>24.131</b>	1:40.917	<b>(2)</b> 86.80	0.050	11:07:35.416
7 -	31.977	45.208	24.253	1:41.438	<b>(3)</b> 86.35	0.571	11:09:16.854
<b>8 -</b>	<b>31.592</b>	<b>44.692</b>	24.583	<b>1:40.867</b>	<b>(1)</b> <b>86.84</b>		<b>11:10:57.721</b>
9 -	32.649	44.915	24.136	1:41.700	86.13	0.833	11:12:39.421
10 -	32.529	46.085	24.479	1:43.093	84.97	2.226	11:14:22.514
11 -	31.864	45.681	24.416	1:41.961	85.91	1.094	11:16:04.475
12 -	32.370	45.941	24.419	1:42.730	85.27	1.863	11:17:47.205

Weather / Track : Bright / Dry

Brands Hatch GP  
Circuit Length = 2.4332 miles  
Start: 10:56 Flag 11:16 End: 11:18

**Petro-Canada Lubricants Porsche Club Championship with Pirelli**  
**QUALIFYING - RACE 2 - SECTOR ANALYSIS**



SECTOR 1 = FL to I1, SECTOR 2 = I1 to I2, SECTOR 3 = I2 to FL, DIFF = Difference To Personal Best Lap, P = Crossed Finish Line in Pit Lane, D = Time Disallowed

<b>P9 3 1</b>		<b>Richard ELLIS</b>		<b>Porsche 996 C2</b>			
IDEAL LAP TIME : 1:40.549		BEST LAP TIME : 1:40.990		DIFFERENCE : 0.441			
LAP	SECTOR 1	SECTOR 2	SECTOR 3	LAP TIME	MPH	DIFF	TIME OF DAY
1 -	OUTLAP	55.632	28.367	2:05.988	69.52	24.998	10:58:59.319
2 -	35.170	50.948	25.798	1:51.916	78.27	10.926	11:00:51.235
3 -	33.530	46.665	24.544	1:44.739	83.63	3.749	11:02:35.974
4 -	32.142	46.812	24.725	1:43.679	84.49	2.689	11:04:19.653
5 -	33.281	46.443	24.294	1:44.018	84.21	3.028	11:06:03.671
6 -	31.762	46.545	24.127	1:42.434	85.51	1.444	11:07:46.105
7 -	31.480	45.288	24.273	1:41.041 (2)	86.69	0.051	11:09:27.146
8 -	31.414	<b>45.073</b>	24.503	<b>1:40.990 (1)</b>	<b>86.73</b>		<b>11:11:08.136</b>
9 -	31.680	45.468	24.537	1:41.685 (3)	86.14	0.695	11:12:49.821
10 -	<b>31.402</b>	46.403	<b>24.074</b>	1:41.879	85.98	0.889	11:14:31.700
11 -	31.978	48.118	25.363	1:45.459	83.06	4.469	11:16:17.159
12 -	31.742	50.702	34.851	1:57.295	74.68	16.305	11:18:14.454

<b>P10 88 2</b>		<b>Paul SIMPSON</b>		<b>Porsche Boxster S</b>			
IDEAL LAP TIME :		BEST LAP TIME : 1:41.628		DIFFERENCE :			
LAP	SECTOR 1	SECTOR 2	SECTOR 3	LAP TIME	MPH	DIFF	TIME OF DAY
1 -	OUTLAP			1:58.313	74.03	16.685	10:59:09.717
2 -	33.842			1:48.166	80.98	6.538	11:00:57.883
3 -	32.884			1:44.622	83.72	2.994	11:02:42.505
4 -	32.680			1:45.091	83.35	3.463	11:04:27.596
5 -	32.315			1:43.350 (3)	84.75	1.722	11:06:10.946
6 -	32.457			1:44.044	84.19	2.416	11:07:54.990
7 -	33.090			1:45.214	83.25	3.586	11:09:40.204
8 -	32.295			1:43.945	84.27	2.317	11:11:24.149
9 -	32.000			1:42.043 (2)	85.84	0.415	11:13:06.192
10 -	32.768			1:47.051	81.82	5.423	11:14:53.243
11 -	<b>31.784</b>			<b>1:41.628 (1)</b>	<b>86.19</b>		<b>11:16:34.871</b>

<b>P11 85 1</b>		<b>Richard BAYSTON</b>		<b>Porsche 996 C2</b>			
IDEAL LAP TIME : 1:41.796		BEST LAP TIME : 1:42.202		DIFFERENCE : 0.406			
LAP	SECTOR 1	SECTOR 2	SECTOR 3	LAP TIME	MPH	DIFF	TIME OF DAY
1 -	OUTLAP	57.817	27.714	2:07.910	68.48	25.708	10:58:41.883
2 -	35.892	51.695	25.532	1:53.119	77.43	10.917	11:00:35.002
3 -	33.756	47.581	24.618	1:45.955	82.67	3.753	11:02:20.957
4 -	32.685	46.190	24.257	1:43.132	84.93	0.930	11:04:04.089
5 -	32.680	46.406	24.284	1:43.370	84.74	1.168	11:05:47.459
6 -	32.732	45.966	24.168	1:42.866 (3)	85.15	0.664	11:07:30.325
7 -	<b>31.969</b>	<b>45.806</b>	24.427	<b>1:42.202 (1)</b>	<b>85.71</b>		<b>11:09:12.527</b>
8 -	32.145	46.648	IN PIT	2:21.467 P	61.92	39.265	11:11:33.994
9 -	OUTLAP	47.297	24.509	1:47.831	81.23	5.629	11:13:21.825
10 -	33.080	45.986	24.529	1:43.595	84.55	1.393	11:15:05.420
11 -	32.271	46.017	<b>24.021</b>	1:42.309 (2)	85.62	0.107	11:16:47.729

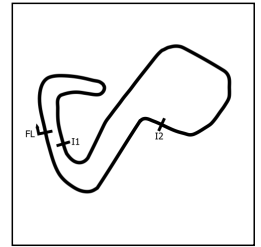
<b>P12 99 2</b>		<b>Richard STYRIN</b>		<b>Porsche Boxster S</b>			
IDEAL LAP TIME : 1:41.936		BEST LAP TIME : 1:42.306		DIFFERENCE : 0.370			
LAP	SECTOR 1	SECTOR 2	SECTOR 3	LAP TIME	MPH	DIFF	TIME OF DAY
1 -	OUTLAP	54.152	25.863	2:00.458	72.72	18.152	10:59:02.036
2 -	33.031	47.909	25.222	1:46.162	82.51	3.856	11:00:48.198
3 -	32.360	46.414	24.796	1:43.570	84.57	1.264	11:02:31.768
4 -	32.580	45.931	24.842	1:43.353 (3)	84.75	1.047	11:04:15.121
5 -	32.025	<b>45.649</b>	<b>24.632</b>	<b>1:42.306 (1)</b>	<b>85.62</b>		<b>11:05:57.427</b>
6 -	31.783	45.973	IN PIT	3:23.606 P	43.02	1:41.300	11:09:21.033
7 -	OUTLAP	46.634	24.671	1:56.072	75.46	13.766	11:11:17.105
8 -	31.841	47.975	24.770	1:44.586	83.75	2.280	11:13:01.691
9 -	<b>31.655</b>	46.117	24.985	1:42.757 (2)	85.24	0.451	11:14:44.448
10 -	32.919	46.851	25.288	1:45.058	83.38	2.752	11:16:29.506

Weather / Track : Bright / Dry

Brands Hatch GP  
 Circuit Length = 2.4332 miles  
 Start: 10:56 Flag 11:16 End: 11:18

# Petro-Canada Lubricants Porsche Club Championship with Pirelli

## QUALIFYING - RACE 2 - SECTOR ANALYSIS



SECTOR 1 = FL to I1, SECTOR 2 = I1 to I2, SECTOR 3 = I2 to FL, DIFF = Difference To Personal Best Lap, P = Crossed Finish Line in Pit Lane, D = Time Disallowed

<b>P13 17 2</b>		<b>Andy MUGGERIDGE</b>		Porsche Boxster S			
IDEAL LAP TIME : 1:41.943		BEST LAP TIME : 1:42.420		DIFFERENCE : 0.477			
LAP	SECTOR 1	SECTOR 2	SECTOR 3	LAP TIME	MPH	DIFF	TIME OF DAY
1 -	OUTLAP	57.680	27.222	2:06.787	69.09	24.367	10:59:06.269
2 -	34.602	48.655	25.327	1:48.584	80.67	6.164	11:00:54.853
3 -	32.922	46.953	24.838	1:44.713	83.65	2.293	11:02:39.566
4 -	32.920	46.695	24.920	1:44.535	83.79	2.115	11:04:24.101
5 -	31.721	46.468	24.852	1:43.041	85.01	0.621	11:06:07.142
6 -	32.100	46.335	24.610	1:43.045	85.00	0.625	11:07:50.187
7 -	32.139	<b>45.897</b>	<b>24.384</b>	<b>1:42.420 (1)</b>	<b>85.52</b>		<b>11:09:32.607</b>
8 -	32.287	45.983	24.619	1:42.889	85.13	0.469	11:11:15.496
9 -	31.920	46.188	24.655	1:42.763 (2)	85.24	0.343	11:12:58.259
10 -	31.945	46.263	24.596	1:42.804 (3)	85.20	0.384	11:14:41.063
11 -	<b>31.662</b>	46.628	24.790	1:43.080	84.98	0.660	11:16:24.143

<b>P14 33 2</b>		<b>Kevin MOLYNEUX</b>		Porsche Boxster S			
IDEAL LAP TIME : 1:42.536		BEST LAP TIME : 1:43.069		DIFFERENCE : 0.533			
LAP	SECTOR 1	SECTOR 2	SECTOR 3	LAP TIME	MPH	DIFF	TIME OF DAY
1 -	OUTLAP	55.034	28.724	2:03.976	70.65	20.907	10:59:00.357
2 -	34.785	49.300	24.881	1:48.966	80.39	5.897	11:00:49.323
3 -	33.120	46.465	24.631	1:44.216	84.05	1.147	11:02:33.539
4 -	32.079	46.839	24.868	1:43.786	84.40	0.717	11:04:17.325
5 -	31.880	47.017	25.132	1:44.029	84.20	0.960	11:06:01.354
6 -	32.161	49.087	25.108	1:46.356	82.36	3.287	11:07:47.710
7 -	31.633	46.460	24.992	1:43.085 (2)	84.97	0.016	11:09:30.795
8 -	35.343	47.037	<b>24.616</b>	1:46.996	81.87	3.927	11:11:17.791
9 -	<b>31.608</b>	46.753	24.708	<b>1:43.069 (1)</b>	<b>84.99</b>		<b>11:13:00.860</b>
10 -	32.050	<b>46.312</b>	24.813	1:43.175 (3)	84.90	0.106	11:14:44.035

<b>P15 45 1</b>		<b>Paul SEGRAVE</b>		Porsche 996 C2			
IDEAL LAP TIME : 1:43.066		BEST LAP TIME : 1:43.278		DIFFERENCE : 0.212			
LAP	SECTOR 1	SECTOR 2	SECTOR 3	LAP TIME	MPH	DIFF	TIME OF DAY
1 -	OUTLAP	55.406	27.500	2:03.235	71.08	19.957	10:58:48.936
2 -	35.709	49.520	25.241	1:50.470	79.29	7.192	11:00:39.406
3 -	33.134	46.404	24.523	1:44.061	84.17	0.783	11:02:23.467
4 -	32.742	46.956	24.425	1:44.123	84.12	0.845	11:04:07.590
5 -	32.643	46.352	24.613	1:43.608 (2)	84.54	0.330	11:05:51.198
6 -	32.712	<b>46.237</b>	<b>24.329</b>	<b>1:43.278 (1)</b>	<b>84.81</b>		<b>11:07:34.476</b>
7 -	32.715	47.792	IN PIT	3:27.233 P	42.27	1:43.955	11:11:01.709
8 -	OUTLAP	48.368	24.750	1:49.036	80.33	5.758	11:12:50.745
9 -	32.761	46.517	24.532	1:43.810 (3)	84.38	0.532	11:14:34.555
10 -	<b>32.500</b>	46.793	25.247	1:44.540	83.79	1.262	11:16:19.095
11 -	33.093	46.239	24.681	1:44.013	84.21	0.735	11:18:03.108

<b>P16 12 2</b>		<b>Bill CALEY</b>		Porsche Boxster S			
IDEAL LAP TIME : 1:43.700		BEST LAP TIME : 1:43.754		DIFFERENCE : 0.054			
LAP	SECTOR 1	SECTOR 2	SECTOR 3	LAP TIME	MPH	DIFF	TIME OF DAY
1 -	OUTLAP	56.961	28.469	2:08.372	68.23	24.618	10:58:50.413
2 -	34.666	49.815	26.094	1:50.575	79.22	6.821	11:00:40.988
3 -	33.684	47.604	25.861	1:47.149	81.75	3.395	11:02:28.137
4 -	37.126	48.486	25.525	1:51.137	78.82	7.383	11:04:19.274
5 -	33.305	48.186	25.657	1:47.148	81.75	3.394	11:06:06.422
6 -	32.672	47.092	25.191	1:44.955 (3)	83.46	1.201	11:07:51.377
7 -	32.604	46.463	25.630	1:44.697 (2)	83.66	0.943	11:09:36.074
8 -	32.419	<b>46.361</b>	<b>24.974</b>	<b>1:43.754 (1)</b>	<b>84.42</b>		<b>11:11:19.828</b>
9 -	<b>32.365</b>	46.558	26.416	1:45.339	83.15	1.585	11:13:05.167

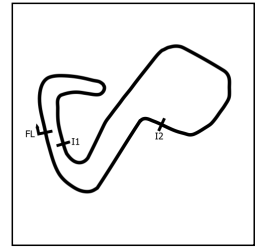
Weather / Track : Bright / Dry

Brands Hatch GP  
 Circuit Length = 2.4332 miles  
 Start: 10:56 Flag 11:16 End: 11:18



# Petro-Canada Lubricants Porsche Club Championship with Pirelli

## QUALIFYING - RACE 2 - SECTOR ANALYSIS



SECTOR 1 = FL to I1, SECTOR 2 = I1 to I2, SECTOR 3 = I2 to FL, DIFF = Difference To Personal Best Lap, P = Crossed Finish Line in Pit Lane, D = Time Disallowed

P17 32 3		William HESLOP		Porsche Boxster S			
IDEAL LAP TIME : 1:44.404		BEST LAP TIME : 1:44.464		DIFFERENCE : 0.060			
LAP	SECTOR 1	SECTOR 2	SECTOR 3	LAP TIME	MPH	DIFF	TIME OF DAY
1 -	OUTLAP	54.848	27.095	2:01.655	72.00	17.191	10:59:17.021
2 -	36.566	58.124	25.598	2:00.288	72.82	15.824	11:01:17.309
3 -	34.277	48.661	25.602	1:48.540	80.70	4.076	11:03:05.849
4 -	34.370	47.433	25.345	1:47.148	81.75	2.684	11:04:52.997
5 -	33.695	47.676	25.367	<b>1:46.738 D</b>	82.06	2.274	11:06:39.735
6 -	33.358	47.068	24.990	1:45.416 <b>(3)</b>	83.09	0.952	11:08:25.151
7 -	<b>33.086</b>	46.548	24.830	<b>1:44.464 (1)</b>	<b>83.85</b>		<b>11:10:09.615</b>
8 -	36.730	56.509	IN PIT	3:21.482 <b>P</b>	43.47	1:37.018	11:13:31.097
9 -	OUTLAP	50.758	26.995	1:58.731	73.77	14.267	11:15:29.828
10 -	33.344	<b>46.524</b>	<b>24.794</b>	1:44.662 <b>(2)</b>	83.69	0.198	11:17:14.490

P18 8 2		Steven MORRISON		Porsche Boxster S			
IDEAL LAP TIME : 1:44.229		BEST LAP TIME : 1:44.466		DIFFERENCE : 0.237			
LAP	SECTOR 1	SECTOR 2	SECTOR 3	LAP TIME	MPH	DIFF	TIME OF DAY
1 -	OUTLAP	59.767	29.880	2:12.332	66.19	27.866	10:58:50.854
2 -	36.595	49.504	25.869	1:51.968	78.23	7.502	11:00:42.822
3 -	34.242	48.025	<b>25.060</b>	1:47.327	81.61	2.861	11:02:30.149
4 -	35.704	48.574	26.289	1:50.567	79.22	6.101	11:04:20.716
5 -	33.767	47.041	25.374	1:46.182 <b>(3)</b>	82.49	1.716	11:06:06.898
6 -	34.377	47.145	25.085	1:46.607	82.16	2.141	11:07:53.505
7 -	<b>33.173</b>	51.166	26.524	1:50.863	79.01	6.397	11:09:44.368
8 -	34.001	46.501	25.469	1:45.971 <b>(2)</b>	82.66	1.505	11:11:30.339
9 -	34.288	47.529	25.650	1:47.467	81.51	3.001	11:13:17.806
10 -	33.295	<b>45.996</b>	25.175	<b>1:44.466 (1)</b>	<b>83.85</b>		<b>11:15:02.272</b>
11 -	34.365	47.748	25.821	1:47.934	81.15	3.468	11:16:50.206

P19 94 2		Jesse CHAMBERLAIN		Porsche Boxster S			
IDEAL LAP TIME : 1:46.006		BEST LAP TIME : 1:46.130		DIFFERENCE : 0.124			
LAP	SECTOR 1	SECTOR 2	SECTOR 3	LAP TIME	MPH	DIFF	TIME OF DAY
1 -	OUTLAP	53.227	28.037	2:01.537	72.07	15.407	10:59:27.627
2 -	36.088	49.440	26.449	1:51.977	78.22	5.847	11:01:19.604
3 -	33.477	50.979	27.448	1:51.904	78.27	5.774	11:03:11.508
4 -	34.034	48.446	25.436	1:47.916 <b>(3)</b>	81.17	1.786	11:04:59.424
5 -	<b>33.312</b>	48.155	25.673	1:47.140 <b>(2)</b>	81.76	1.010	11:06:46.564
6 -	33.436	<b>47.465</b>	<b>25.229</b>	<b>1:46.130 (1)</b>	<b>82.53</b>		<b>11:08:32.694</b>

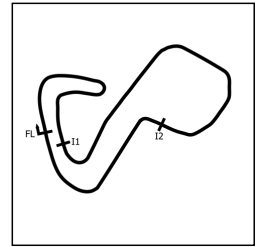
P20 24 2		Carl HAZELTON		Porsche Boxster S			
IDEAL LAP TIME : 1:46.265		BEST LAP TIME : 1:46.709		DIFFERENCE : 0.444			
LAP	SECTOR 1	SECTOR 2	SECTOR 3	LAP TIME	MPH	DIFF	TIME OF DAY
1 -	OUTLAP	58.255	28.525	2:09.460	67.66	22.751	10:59:10.468
2 -	38.649	52.969	26.391	1:58.009	74.23	11.300	11:01:08.477
3 -	35.151	51.904	26.188	1:53.243	77.35	6.534	11:03:01.720
4 -	34.411	49.636	25.660	1:49.707	79.84	2.998	11:04:51.427
5 -	33.736	48.500	25.776	1:48.012	81.10	1.303	11:06:39.439
6 -	34.075	48.412	25.566	1:48.053	81.06	1.344	11:08:27.492
7 -	33.638	48.633	25.477	1:47.748	81.29	1.039	11:10:15.240
8 -	33.286	48.165	25.483	1:46.934 <b>(2)</b>	81.91	0.225	11:12:02.174
9 -	33.594	48.270	<b>25.246</b>	1:47.110 <b>(3)</b>	81.78	0.401	11:13:49.284
10 -	<b>33.259</b>	48.126	26.918	1:48.303	80.88	1.594	11:15:37.587
11 -	33.536	<b>47.760</b>	25.413	<b>1:46.709 (1)</b>	<b>82.09</b>		<b>11:17:24.296</b>

Weather / Track : Bright / Dry

Brands Hatch GP  
Circuit Length = 2.4332 miles  
Start: 10:56 Flag 11:16 End: 11:18

# Petro-Canada Lubricants Porsche Club Championship with Pirelli

## QUALIFYING - RACE 2 - SECTOR ANALYSIS



SECTOR 1 = FL to I1, SECTOR 2 = I1 to I2, SECTOR 3 = I2 to FL, DIFF = Difference To Personal Best Lap, P = Crossed Finish Line in Pit Lane, D = Time Disallowed

P21 21 3		Alistair NELSON		Porsche Boxster S			
IDEAL LAP TIME : 1:46.854		BEST LAP TIME : 1:47.066		DIFFERENCE : 0.212			
LAP	SECTOR 1	SECTOR 2	SECTOR 3	LAP TIME	MPH	DIFF	TIME OF DAY
1 -	OUTLAP	56.105	28.118	2:06.538	69.22	19.472	10:59:16.742
2 -	36.162	52.851	27.193	1:56.206	75.38	9.140	11:01:12.948
3 -	36.463	50.403	26.732	1:53.598	77.11	6.532	11:03:06.546
4 -	34.988	49.305	25.745	1:50.038	79.60	2.972	11:04:56.584
5 -	33.910	48.314	<b>25.371</b>	1:47.595 (3)	81.41	0.529	11:06:44.179
6 -	33.834	51.217	IN PIT	3:27.042 P	42.30	1:39.976	11:10:11.221
7 -	OUTLAP	49.549	25.703	1:54.246	76.67	7.180	11:12:05.467
8 -	<b>33.627</b>	48.891	25.464	1:47.982	81.12	0.916	11:13:53.449
9 -	33.647	47.868	25.607	1:47.122 (2)	81.77	0.056	11:15:40.571
10 -	33.831	<b>47.856</b>	25.379	<b>1:47.066 (1)</b>	<b>81.81</b>		<b>11:17:27.637</b>

P22 10 2		Julian MORRIS		Porsche Boxster S			
IDEAL LAP TIME : 1:47.641		BEST LAP TIME : 1:48.014		DIFFERENCE : 0.373			
LAP	SECTOR 1	SECTOR 2	SECTOR 3	LAP TIME	MPH	DIFF	TIME OF DAY
1 -	OUTLAP	55.271	28.262	2:04.411	70.41	16.397	10:58:52.096
2 -	36.129	51.920	28.601	1:56.650	75.09	8.636	11:00:48.746
3 -	34.723	49.574	26.330	1:50.627	79.18	2.613	11:02:39.373
4 -	34.150	50.457	26.264	1:50.871	79.00	2.857	11:04:30.244
5 -	34.069	49.857	26.363	1:50.289	79.42	2.275	11:06:20.533
6 -	33.800	50.072	IN PIT	3:19.885 P	43.82	1:31.871	11:09:40.418
7 -	OUTLAP	49.075	26.072	1:54.219	76.69	6.205	11:11:34.637
8 -	33.583	49.845	26.206	1:49.634 (3)	79.90	1.620	11:13:24.271
9 -	<b>33.401</b>	<b>48.775</b>	25.838	<b>1:48.014 (1)</b>	<b>81.09</b>		<b>11:15:12.285</b>
10 -	33.743	50.155	<b>25.465</b>	1:49.363 (2)	80.09	1.349	11:17:01.648

P23 6 3		Mike THOMPSON		Porsche Boxster S			
IDEAL LAP TIME : 1:48.131		BEST LAP TIME : 1:48.674		DIFFERENCE : 0.543			
LAP	SECTOR 1	SECTOR 2	SECTOR 3	LAP TIME	MPH	DIFF	TIME OF DAY
1 -	OUTLAP	55.611	29.190	2:07.276	68.82	18.602	10:59:28.125
2 -	37.615	53.525	27.681	1:58.821	73.72	10.147	11:01:26.946
3 -	35.790	49.942	26.160	1:51.892	78.28	3.218	11:03:18.838
4 -	35.523	50.054	IN PIT	2:36.082 P	56.12	47.408	11:05:54.920
5 -	OUTLAP	51.235	25.737	1:54.345	76.60	5.671	11:07:49.265
6 -	35.410	49.496	26.054	1:50.960 (3)	78.94	2.286	11:09:40.225
7 -	<b>33.972</b>	48.795	25.581	<del>1:48.348</del> D	80.84		11:11:28.573
8 -	34.061	<b>48.658</b>	25.955	<b>1:48.674 (1)</b>	<b>80.60</b>		<b>11:13:17.247</b>
9 -	34.717	49.834	25.529	1:50.080 (2)	79.57	1.406	11:15:07.327
10 -	35.260	50.480	<b>25.501</b>	1:51.241	78.74	2.567	11:16:58.568

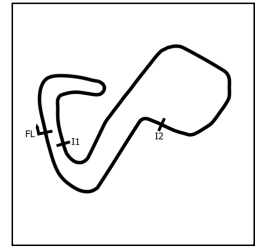
P24 78 3		Richard FORBER		Porsche Boxster S			
IDEAL LAP TIME :		BEST LAP TIME : 1:48.712		DIFFERENCE :			
LAP	SECTOR 1	SECTOR 2	SECTOR 3	LAP TIME	MPH	DIFF	TIME OF DAY
1 -				2:02.635	71.43	13.923	11:01:13.870
2 -				1:59.520	73.29	10.808	11:03:13.390
3 -				1:49.589 (2)	79.93	0.877	11:05:02.979
4 -				1:52.468	77.88	3.756	11:06:55.447
5 -				1:49.735	79.82	1.023	11:08:45.182
6 -				<b>1:48.712 (1)</b>	<b>80.57</b>		<b>11:10:33.894</b>
7 -				1:49.733 (3)	79.82	1.021	11:12:23.627
8 -				4:39.839	31.30	2:51.127	11:17:03.466

Weather / Track : Bright / Dry

Brands Hatch GP  
 Circuit Length = 2.4332 miles  
 Start: 10:56 Flag 11:16 End: 11:18

# Petro-Canada Lubricants Porsche Club Championship with Pirelli

## QUALIFYING - RACE 2 - SECTOR ANALYSIS



SECTOR 1 = FL to I1, SECTOR 2 = I1 to I2, SECTOR 3 = I2 to FL, DIFF = Difference To Personal Best Lap, P = Crossed Finish Line in Pit Lane, D = Time Disallowed

<b>P25 28 2</b>		<b>Andy BAKER</b>		Porsche Boxster S			
IDEAL LAP TIME : 1:48.465		BEST LAP TIME : 1:49.131		DIFFERENCE : 0.666			
LAP	SECTOR 1	SECTOR 2	SECTOR 3	LAP TIME	MPH	DIFF	TIME OF DAY
1 -	OUTLAP	58.806	32.027	2:16.405	64.21	27.274	10:59:20.186
2 -	36.948	54.785	29.191	2:00.924	72.44	11.793	11:01:21.110
3 -	35.557	51.226	26.909	1:53.692	77.04	4.561	11:03:14.802
4 -	35.319	50.250	26.575	1:52.144	78.11	3.013	11:05:06.946
5 -	35.293	50.886	27.845	1:54.024	76.82	4.893	11:07:00.970
6 -	38.295	57.504	26.923	2:02.722	71.37	13.591	11:09:03.692
7 -	35.016	51.253	26.285	1:52.554	77.82	3.423	11:10:56.246
<b>8 -</b>	<b>34.526</b>	<b>48.840</b>	<b>25.765</b>	<b>1:49.131 (1)</b>	<b>80.26</b>		<b>11:12:45.377</b>
9 -	<b>33.860</b>	49.590	25.989	1:49.439 (2)	80.04	0.308	11:14:34.816
10 -	34.186	49.129	27.070	1:50.385 (3)	79.35	1.254	11:16:25.201

<b>P26 69 2</b>		<b>Jon NEWALL</b>		Porsche Boxster S			
IDEAL LAP TIME : 1:49.745		BEST LAP TIME : 1:49.960		DIFFERENCE : 0.215			
LAP	SECTOR 1	SECTOR 2	SECTOR 3	LAP TIME	MPH	DIFF	TIME OF DAY
1 -	OUTLAP	56.796	28.736	2:10.267	67.24	20.307	10:59:23.492
2 -	38.862	53.138	27.358	<del>1:59.358</del> D	73.39	9.398	11:01:22.850
3 -	36.799	51.116	26.857	<del>1:54.772</del> D	76.32	4.812	11:03:17.622
4 -	36.127	52.210	26.647	1:54.984	76.18	5.024	11:05:12.606
5 -	35.503	50.565	27.000	1:53.068 (3)	77.47	3.108	11:07:05.674
6 -	35.317	51.708	27.092	<del>1:54.117</del> D	76.76	4.157	11:08:59.791
7 -	36.953	52.825	26.811	<del>1:56.589</del> D	75.13	6.629	11:10:56.380
8 -	36.938	49.731	27.080	1:53.749	77.01	3.789	11:12:50.129
9 -	35.944	<b>48.989</b>	26.202	1:51.135 (2)	78.82	1.175	11:14:41.264
<b>10 -</b>	<b>34.829</b>	49.204	<b>25.927</b>	<b>1:49.960 (1)</b>	<b>79.66</b>		<b>11:16:31.224</b>

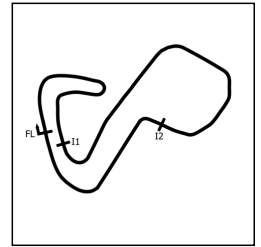
<b>P27 22 3</b>		<b>Peter EVANS</b>		Porsche Boxster S			
IDEAL LAP TIME :		BEST LAP TIME : 1:50.402		DIFFERENCE :			
LAP	SECTOR 1	SECTOR 2	SECTOR 3	LAP TIME	MPH	DIFF	TIME OF DAY
1 -				2:04.538	70.33	14.136	11:01:14.448
2 -				1:57.370	74.63	6.968	11:03:11.818
3 -				1:54.567	76.46	4.165	11:05:06.385
4 -				1:53.232	77.36	2.830	11:06:59.617
5 -				1:53.247	77.35	2.845	11:08:52.864
6 -				1:53.941	76.88	3.539	11:10:46.805
7 -				1:51.902	78.28	1.500	11:12:38.707
8 -				1:51.132 (3)	78.82	0.730	11:14:29.839
<b>9 -</b>				<b>1:50.402 (1)</b>	<b>79.34</b>		<b>11:16:20.241</b>
10 -				1:50.823 (2)	79.04	0.421	11:18:11.064

<b>P28 20 1</b>		<b>John ALEXANDER</b>		Porsche Cayman S			
IDEAL LAP TIME : 1:50.347		BEST LAP TIME : 1:50.831		DIFFERENCE : 0.484			
LAP	SECTOR 1	SECTOR 2	SECTOR 3	LAP TIME	MPH	DIFF	TIME OF DAY
1 -	OUTLAP	58.054	30.667	2:10.494	67.12	19.663	10:59:01.096
2 -	37.687	58.144	27.573	2:03.404	70.98	12.573	11:01:04.500
3 -	36.827	56.010	26.849	1:59.686	73.19	8.855	11:03:04.186
4 -	36.297	55.426	26.719	1:58.442	73.95	7.611	11:05:02.628
5 -	35.385	53.126	26.363	1:54.874	76.25	4.043	11:06:57.502
6 -	35.113	51.184	25.788	1:52.085 (3)	78.15	1.254	11:08:49.587
7 -	34.386	52.478	25.873	1:52.737	77.70	1.906	11:10:42.324
<b>8 -</b>	<b>34.076</b>	<b>50.524</b>	26.231	<b>1:50.831 (1)</b>	<b>79.03</b>		<b>11:12:33.155</b>
9 -	34.907	51.405	<b>25.747</b>	1:52.059 (2)	78.17	1.228	11:14:25.214
10 -	34.290	51.736	26.143	1:52.169	78.09	1.338	11:16:17.383
11 -	35.439	50.912	25.764	1:52.115	78.13	1.284	11:18:09.498

Weather / Track : Bright / Dry

Brands Hatch GP  
Circuit Length = 2.4332 miles  
Start: 10:56 Flag 11:16 End: 11:18

**Petro-Canada Lubricants Porsche Club Championship with Pirelli**  
**QUALIFYING - RACE 2 - SECTOR ANALYSIS**



SECTOR 1 = FL to I1, SECTOR 2 = I1 to I2, SECTOR 3 = I2 to FL, DIFF = Difference To Personal Best Lap, P = Crossed Finish Line in Pit Lane, D = Time Disallowed

<b>P29 49 3</b>		<b>Steven SHORE</b>		Porsche Boxster S			
IDEAL LAP TIME : 1:54.501		BEST LAP TIME : 1:54.922		DIFFERENCE : 0.421			
LAP	SECTOR 1	SECTOR 2	SECTOR 3	LAP TIME	MPH	DIFF	TIME OF DAY
1 -	OUTLAP	59.330	30.229	2:10.898	66.92	15.976	10:59:28.395
2 -	36.515	53.827	27.422	1:57.764	74.38	2.842	11:01:26.159
3 -	36.074	53.938	27.371	1:57.383	74.62	2.461	11:03:23.542
4 -	36.671	54.611	27.550	1:58.832	73.71	3.910	11:05:22.374
5 -	36.444	53.965	<b>27.114</b>	1:57.523	74.53	2.601	11:07:19.897
6 -	36.181	<b>51.535</b>	27.206	<b>1:54.922 (1)</b>	<b>76.22</b>		<b>11:09:14.819</b>
7 -	36.133	51.870	27.278	1:55.281 (2)	75.98	0.359	11:11:10.100
8 -	<b>35.852</b>	52.569	27.334	1:55.755 (3)	75.67	0.833	11:13:05.855
9 -	37.927	53.222	29.227	2:00.376	72.77	5.454	11:15:06.231
10 -	37.754	54.163	27.480	1:59.397	73.36	4.475	11:17:05.628

<b>P30 64 2</b>		<b>Vince BLACKER</b>		Porsche Boxster S			
IDEAL LAP TIME : 1:51.215		BEST LAP TIME : 1:56.095		DIFFERENCE : 4.880			
LAP	SECTOR 1	SECTOR 2	SECTOR 3	LAP TIME	MPH	DIFF	TIME OF DAY
1 -	OUTLAP	1:07.903	35.173	2:30.307	58.27	34.212	10:59:22.634
2 -	45.267	55.916	28.517	2:09.700	67.53	13.605	11:01:32.334
3 -	36.335	52.654	27.789	1:56.778 (2)	75.01	0.683	11:03:29.112
4 -	36.101	51.895	28.099	<b>1:56.095 (1)</b>	<b>75.45</b>		<b>11:05:25.207</b>
5 -	<b>34.405</b>	55.151	27.816	1:57.372	74.63	1.277	11:07:22.579
6 -	34.429	51.668	IN PIT	3:40.855 P	39.66	1:44.760	11:11:03.434
7 -	OUTLAP	<b>49.606</b>	27.276	1:56.509	75.18	0.414	11:12:59.943
8 -	36.712	52.942	<b>27.204</b>	1:56.858 (3)	74.96	0.763	11:14:56.801
9 -	1:39.322	53.491	28.626	3:01.439	48.27	1:05.344	11:17:58.240

<b>P31 46 3</b>		<b>Ashley WHITE</b>		Porsche Boxster S			
IDEAL LAP TIME : 1:56.661		BEST LAP TIME : 1:57.166		DIFFERENCE : 0.505			
LAP	SECTOR 1	SECTOR 2	SECTOR 3	LAP TIME	MPH	DIFF	TIME OF DAY
1 -	OUTLAP	1:01.623	29.941	2:15.611	64.59	18.445	10:59:38.554
2 -	39.641	58.011	29.354	2:07.006	68.97	9.840	11:01:45.560
3 -	38.630	55.875	28.794	2:03.299	71.04	6.133	11:03:48.859
4 -	39.238	57.507	28.315	2:05.060	70.04	7.894	11:05:53.919
5 -	38.576	56.247	IN PIT	3:05.027 P	47.34	1:07.861	11:08:58.946
6 -	OUTLAP	53.326	28.334	2:02.708	71.38	5.542	11:11:01.654
7 -	<b>36.339</b>	52.949	27.878	<b>1:57.166 (1)</b>	<b>74.76</b>		<b>11:12:58.820</b>
8 -	36.619	<b>52.477</b>	29.690	1:58.786 (3)	73.74	1.620	11:14:57.606
9 -	36.804	53.496	<b>27.845</b>	1:58.145 (2)	74.14	0.979	11:16:55.751

Weather / Track : Bright / Dry

Brands Hatch GP  
 Circuit Length = 2.4332 miles  
 Start: 10:56 Flag 11:16 End: 11:18

# Petro-Canada Lubricants Porsche Club Championship with Pirelli

## QUALIFYING - RACE 2 - BEST SECTORS

SECTOR 1			SECTOR 2			SECTOR 3			IDEAL / BEST COMPARISON						
POS	NO	NAME	TIME	NO	NAME	TIME	NO	NAME	TIME	POS	NO	NAME	IDEAL	BEST	DIFF
													<b>PERFECT LAP</b>	<b>1:37.227</b>	
1	14	MCAL EER	30.399	23	CLARK	43.502	23	CLARK	23.326	1	23	CLARK	1:37.515	1:37.906	0.391
2	44	MCAL EER	30.603	2	MORRIS	43.785	14	MCAL EER	23.333	2	14	MCAL EER	1:37.648	1:37.658	0.010
3	23	CLARK	30.687	14	MCAL EER	43.916	2	MORRIS	23.486	3	2	MORRIS	1:38.007	1:38.007	0.000
4	2	MORRIS	30.736	44	MCAL EER	44.067	9	DYER	23.663	4	44	MCAL EER	1:38.343	1:38.497	0.154
5	9	DYER	30.776	9	DYER	44.202	44	MCAL EER	23.673	5	9	DYER	1:38.641	1:38.641	0.000
6	16	HARRISON	31.146	16	HARRISON	44.507	16	HARRISON	23.971	6	16	HARRISON	1:39.624	1:39.743	0.119
7	3	ELLIS	31.402	25	KYLE-HENNEY	44.692	85	BAYSTON	24.021	7	25	KYLE-HENNEY	1:40.415	1:40.867	0.452
8	25	KYLE-HENNEY	31.592	3	ELLIS	45.073	3	ELLIS	24.074	8	3	ELLIS	1:40.549	1:40.990	0.441
9	33	MOLYNEAUX	31.608	99	STYRIN	45.649	25	KYLE-HENNEY	24.131	9	85	BAYSTON	1:41.796	1:42.202	0.406
10	99	STYRIN	31.655	85	BAYSTON	45.806	45	SEAGRAVE	24.329	10	99	STYRIN	1:41.936	1:42.306	0.370
11	17	MUGGERIDGE	31.662	17	MUGGERIDGE	45.897	17	MUGGERIDGE	24.384	11	17	MUGGERIDGE	1:41.943	1:42.420	0.477
12	88	SIMPSON	31.784	8	MORRISON	45.996	33	MOLYNEAUX	24.616	12	33	MOLYNEAUX	1:42.536	1:43.069	0.533
13	85	BAYSTON	31.969	45	SEAGRAVE	46.237	99	STYRIN	24.632	13	45	SEAGRAVE	1:43.066	1:43.278	0.212
14	12	CALEY	32.365	33	MOLYNEAUX	46.312	32	HESLOP	24.794	14	12	CALEY	1:43.700	1:43.754	0.054
15	45	SEAGRAVE	32.500	12	CALEY	46.361	12	CALEY	24.974	15	8	MORRISON	1:44.229	1:44.466	0.237
16	32	HESLOP	33.086	32	HESLOP	46.524	8	MORRISON	25.060	16	32	HESLOP	1:44.404	1:44.464	0.060
17	8	MORRISON	33.173	94	CHAMBERLAIN	47.465	94	CHAMBERLAIN	25.229	17	94	CHAMBERLAIN	1:46.006	1:46.130	0.124
18	24	HAZELTON	33.259	24	HAZELTON	47.760	24	HAZELTON	25.246	18	24	HAZELTON	1:46.265	1:46.709	0.444
19	94	CHAMBERLAIN	33.312	21	NELSON	47.856	21	NELSON	25.371	19	21	NELSON	1:46.854	1:47.066	0.212
20	10	MORRIS	33.401	6	THOMPSON	48.658	10	MORRIS	25.465	20	10	MORRIS	1:47.641	1:48.014	0.373
21	21	NELSON	33.627	10	MORRIS	48.775	6	THOMPSON	25.501	21	6	THOMPSON	1:48.131	1:48.674	0.543
22	28	BAKER	33.860	28	BAKER	48.840	20	ALEXANDER	25.747	22	28	BAKER	1:48.465	1:49.131	0.666
23	6	THOMPSON	33.972	69	NEWALL	48.989	28	BAKER	25.765	23	69	NEWALL	1:49.745	1:49.960	0.215
24	20	ALEXANDER	34.076	64	BLACKER	49.606	69	NEWALL	25.927	24	20	ALEXANDER	1:50.347	1:50.831	0.484
25	64	BLACKER	34.405	20	ALEXANDER	50.524	49	SHORE	27.114	25	64	BLACKER	1:51.215	1:56.095	4.880
26	69	NEWALL	34.829	49	SHORE	51.535	64	BLACKER	27.204	26	49	SHORE	1:54.501	1:54.922	0.421
27	49	SHORE	35.852	46	WHITE	52.477	46	WHITE	27.845	27	46	WHITE	1:56.661	1:57.166	0.505
28	46	WHITE	36.339							28	88	SIMPSON		1:41.628	
29										29	22	EVANS		1:50.402	
30										30	11	CALEY		1:38.812	
31										31	78	FORBER		1:48.712	

Weather / Track : Bright / Dry

Brands Hatch GP  
 Circuit Length = 2.4332 miles  
 Start: 10:56 Flag 11:16 End: 11:18

Results can be found at [www.tsl-timing.com](http://www.tsl-timing.com)

Printed - 11:19 Saturday, 01 May 2021

# Petro-Canada Lubricants Porsche Club Championship with Pirelli

## QUALIFYING - RACE 2 - STATISTICS

**Competitors Started** 31  
**Planned Start** 2021-05-01 @ 10:55:00.000  
**Actual Start** 2021-05-01 @ 10:56:23.258  
**Finish Time** 2021-05-01 @ 11:16:23.331  
**Track Length** 2.4332mi.  
**Total Laps** 315  
**Total Distance Covered** 766.4862mi.

### Session Fastest Lap History

NO	CL	NAME	LAP TIME	TIME OF DAY	LAP	VEHICLE
23	1	Simon CLARK	<b>1:40.884</b>	11:00:26.754	2	Porsche Cayman S
23	1	Simon CLARK	<b>1:38.399</b>	11:02:05.153	3	Porsche Cayman S
23	1	Simon CLARK	<b>1:38.125</b>	11:03:43.278	4	Porsche Cayman S
2	1	Peter MORRIS	<b>1:38.007</b>	11:03:44.915	4	Porsche 997 C2S
14	1	Mark MCALEER	<b>1:37.658</b>	11:03:53.125	4	Porsche 997 C2S

### Flag History

TYPE	TIME OF DAY
GREEN	10:56:23.258
FINISH	11:16:23.331

### Flag Statistics

TYPE	COUNT	TOTAL LAPS	TOTAL TIME
Green	1	12	22:05.331
Red	0	0	0.000
Safety Car	0	0	0.000
FCY	0	0	0.000

**Petro-Canada Lubricants Porsche Club Championship with Pirelli**

**QUALIFYING - RACE 2 - STATISTICS**

**CLASS : 1**

11 Starters

**Fastest Lap History**

NO	NAME	LAP TIME	TIME OF DAY	LAP	VEHICLE
23	Simon CLARK	1:40.884	11:00:26.754	2	Porsche Cayman S
23	Simon CLARK	1:38.399	11:02:05.153	3	Porsche Cayman S
23	Simon CLARK	1:38.125	11:03:43.278	4	Porsche Cayman S
2	Peter MORRIS	1:38.007	11:03:44.915	4	Porsche 997 C2S
14	Mark MCALEER	1:37.658	11:03:53.125	4	Porsche 997 C2S

# Petro-Canada Lubricants Porsche Club Championship with Pirelli

## QUALIFYING - RACE 2 - STATISTICS

CLASS : 2

13 Starters

### Fastest Lap History

NO	NAME	LAP TIME	TIME OF DAY	LAP	VEHICLE
12	Bill CALEY	1:50.575	11:00:41.008	2	Porsche Boxster S
25	Matthew KYLE-HENNEY	1:46.498	11:00:47.212	2	Porsche Boxster S
99	Richard STYRIN	1:46.162	11:00:48.208	2	Porsche Boxster S
25	Matthew KYLE-HENNEY	1:43.107	11:02:30.239	3	Porsche Boxster S
25	Matthew KYLE-HENNEY	1:42.682	11:04:13.000	4	Porsche Boxster S
25	Matthew KYLE-HENNEY	1:41.524	11:05:54.522	5	Porsche Boxster S
25	Matthew KYLE-HENNEY	1:40.917	11:07:35.440	6	Porsche Boxster S
25	Matthew KYLE-HENNEY	1:40.867	11:10:57.746	8	Porsche Boxster S

Weather / Track : Bright / Dry

Results can be found at [www.tsl-timing.com](http://www.tsl-timing.com)

Page 3 of 4

Brands Hatch GP  
Circuit Length = 2.4332 miles  
Start: 10:56 Flag 11:16 End: 11:18

Printed - 11:19 Saturday, 01 May 2021



# Petro-Canada Lubricants Porsche Club Championship with Pirelli

## QUALIFYING - RACE 2 - STATISTICS

CLASS : 3

7 Starters

### Fastest Lap History

NO	NAME	LAP TIME	TIME OF DAY	LAP	VEHICLE
21	Alistair NELSON	1:56.206	11:01:12.956	2	Porsche Boxster S
32	William HESLOP	1:48.540	11:03:05.874	3	Porsche Boxster S
32	William HESLOP	1:47.148	11:04:53.022	4	Porsche Boxster S
32	William HESLOP	1:45.416	11:08:25.175	6	Porsche Boxster S
32	William HESLOP	1:44.464	11:10:09.640	7	Porsche Boxster S

Weather / Track : Bright / Dry

Results can be found at [www.tsl-timing.com](http://www.tsl-timing.com)

Page 4 of 4

Brands Hatch GP  
Circuit Length = 2.4332 miles  
Start: 10:56 Flag 11:16 End: 11:18

Printed - 11:19 Saturday, 01 May 2021

# Petro-Canada Lubricants Porsche Club Championship with Pirelli

## RACE 2 - GRID (25 minutes) - AMENDED

ROW 18	35	46	1:57.166	Ashley WHITE					
ROW 17	33	22	1:50.402	Peter EVANS	34	49	1:54.922	Steven SHORE	
ROW 16		31	6	1:48.674	Mike THOMPSON	32	78	1:48.712	Richard FORBER
ROW 15	29	32	1:44.464	William HESLOP	30	21	1:47.066	Alistair NELSON	
ROW 14									
ROW 13									
ROW 12		23	20	1:50.831	John ALEXANDER	24	64	1:56.095	Vince BLACKER
ROW 11	21	28	1:49.131	Andy BAKER	22	69	1:49.960	Jon NEWALL	
ROW 10		19	24	1:46.709	Carl HAZELTON	20	10	1:48.014	Julian MORRIS
ROW 9	17	8	1:44.466	Steven MORRISON	18	94	1:46.130	Jesse CHAMBERLAIN	
ROW 8		15	45	1:43.278	Paul SEAGRAVE	16	12	1:43.754	Bill CALEY
ROW 7	13	17	1:42.420	Andy MUGGERIDGE	14	33	1:43.069	Kevin MOLYNEAUX	
ROW 6		11	85	1:42.202	Richard BAYSTON	12	99	1:42.306	Richard STYRIN
ROW 5	9	3	1:40.990	Richard ELLIS	10	88	1:41.628	Paul SIMPSON	
ROW 4		7	16	1:39.743	Kevin HARRISON	8	25	1:40.867	Matthew KYLE-HENNEY
ROW 3	5	9	1:38.641	Chris DYER	6	11	1:38.812	James CALEY	
ROW 2		3	2	1:38.007	Peter MORRIS	4	44	1:38.497	Jake MCALEER
ROW 1	1	14	1:37.658	Mark MCALEER	2	23	1:37.906	Simon CLARK	
				<b>Pole</b>					

Brands Hatch GP


Circuit Length = 2.4332 miles

These results are provisional until the conclusion of any judicial and technical matters.

Clerk Of Course : Simon Gnana-Pragasam	Stewards :	Timekeeper : Nick Palmer
--	------------	--------------------------

# Petro-Canada Lubricants Porsche Club Championship with Pirelli

## RACE 2 - GRID (25 minutes)

ROW 16	31	46	1:57.166 Ashley WHITE				
ROW 15	29	49	1:54.922 Steven SHORE	30	64	1:56.095 Vince BLACKER	
ROW 14		27	22	1:50.402 Peter EVANS	28	20	1:50.831 John ALEXANDER
ROW 13	25	28	1:49.131 Andy BAKER	26	69	1:49.960 Jon NEWALL	
ROW 12		23	6	1:48.674 Mike THOMPSON	24	78	1:48.712 Richard FORBER
ROW 11	21	21	1:47.066 Alistair NELSON	22	10	1:48.014 Julian MORRIS	
ROW 10		19	94	1:46.130 Jesse CHAMBERLAIN	20	24	1:46.709 Carl HAZELTON
ROW 9	17	32	1:44.464 William HESLOP	18	8	1:44.466 Steven MORRISON	
ROW 8		15	45	1:43.278 Paul SEAGRAVE	16	12	1:43.754 Bill CALEY
ROW 7	13	17	1:42.420 Andy MUGGERIDGE	14	33	1:43.069 Kevin MOLYNEAUX	
ROW 6		11	85	1:42.202 Richard BAYSTON	12	99	1:42.306 Richard STYRIN
ROW 5	9	3	1:40.990 Richard ELLIS	10	88	1:41.628 Paul SIMPSON	
ROW 4		7	16	1:39.743 Kevin HARRISON	8	25	1:40.867 Matthew KYLE-HENNEY
ROW 3	5	9	1:38.641 Chris DYER	6	11	1:38.812 James CALEY	
ROW 2		3	2	1:38.007 Peter MORRIS	4	44	1:38.497 Jake MCALEER
ROW 1	1	14	1:37.658 Mark MCALEER	2	23	1:37.906 Simon CLARK	
<b>Pole</b>							
							

Brands Hatch GP

These results are provisional until the conclusion of any judicial and technical matters.

Circuit Length = 2.4332 miles

Clerk Of Course : Simon Gnana-Pragasam	Stewards :	Timekeeper : Nick Palmer
--	------------	--------------------------

# Petro-Canada Lubricants Porsche Club Championship with Pirelli

## RACE 5 - GRID (25 minutes)

ROW 18	35	46	1:58.145 Ashley WHITE				
ROW 17	33	22	1:50.823 Peter EVANS	34	49	1:55.281 Steven SHORE	
ROW 16		31	78	1:49.589 Richard FORBER	32	6	1:50.080 Mike THOMPSON
ROW 15	29	32	1:44.662 William HESLOP	30	21	1:47.122 Alistair NELSON	
ROW 14							
ROW 13							
ROW 12		23	20	1:52.059 John ALEXANDER	24	64	1:56.778 Vince BLACKER
ROW 11	21	28	1:49.439 Andy BAKER	22	69	1:51.135 Jon NEWALL	
ROW 10		19	94	1:47.140 Jesse CHAMBERLAIN	20	10	1:49.363 Julian MORRIS
ROW 9	17	8	1:45.971 Steven MORRISON	18	24	1:46.934 Carl HAZELTON	
ROW 8		15	45	1:43.608 Paul SEAGRAVE	16	12	1:44.697 Bill CALEY
ROW 7	13	17	1:42.763 Andy MUGGERIDGE	14	33	1:43.085 Kevin MOLYNEAUX	
ROW 6		11	85	1:42.309 Richard BAYSTON	12	99	1:42.757 Richard STYRIN
ROW 5	9	3	1:41.041 Richard ELLIS	10	88	1:42.043 Paul SIMPSON	
ROW 4		7	16	1:40.409 Kevin HARRISON	8	25	1:40.917 Matthew KYLE-HENNEY
ROW 3	5	9	1:39.333 Chris DYER	6	14	1:39.781 Mark MCALEER	
ROW 2		3	44	1:38.626 Jake MCALEER	4	11	1:38.826 James CALEY
ROW 1	1	23	1:38.031 Simon CLARK	2	2	1:38.465 Peter MORRIS	
			<b>Pole</b>				

Brands Hatch GP

Circuit Length = 2.4332 miles

These results are provisional until the conclusion of any judicial and technical matters.

Clerk Of Course : Simon Gnana-Pragasam	Stewards :	Timekeeper : Nick Palmer
--	------------	--------------------------

# Petro-Canada Lubricants Porsche Club Championship with Pirelli

## RACE 2 - CLASSIFICATION

POS	NO	CL	PIC	NAME	ENTRY	LAPS	TIME	GAP	DIFF	MPH	BEST	ON
1	23	1	1	Simon CLARK	Porsche Cayman S	13	25:11.329			75.34	1:38.480	6
2	14	1	2	Mark MCALEER	Porsche 997 C2S	13	25:15.494	4.165	4.165	75.14	1:38.491	6
3	2	1	3	Peter MORRIS	Porsche 997 C2S	13	25:15.786	4.457	0.292	75.12	1:38.927	5
4	44	1	4	Jake MCALEER	Porsche Cayman S	13	25:16.308	4.979	0.522	75.10	1:39.265	6
5	11	1	5	James CALEY	Porsche 997 C2S	13	25:17.013	5.684	0.705	75.06	1:39.397	5
6	16	1	6	Kevin HARRISON	Porsche 996 C2	13	25:20.613	9.284	3.600	74.88	1:40.183	2
7	9	1	7	Chris DYER	Porsche Cayman S	13	25:20.659	9.330	0.046	74.88	1:40.449	5
8	85	1	8	Richard BAYSTON	Porsche 996 C2	13	25:21.786	10.457	1.127	74.83	1:40.831	6
9	3	1	9	Richard ELLIS	Porsche 996 C2	13	25:23.428	12.099	1.642	74.75	1:41.010	5
10	99	2	1	Richard STYRIN	Porsche Boxster S	13	25:27.946	16.617	4.518	74.53	1:42.527	4
11	25	2	2	Matthew KYLE-HENNEY	Porsche Boxster S	13	25:28.425	17.096	0.479	74.50	1:42.072	13
12	33	2	3	Kevin MOLYNEAUX	Porsche Boxster S	13	25:29.510	18.181	1.085	74.45	1:42.641	4
13	45	1	10	Paul SEAGRAVE	Porsche 996 C2	13	25:35.614	24.285	6.104	74.15	1:42.975	6
14	17	2	4	Andy MUGGERIDGE	Porsche Boxster S	13	25:36.363	25.034	0.749	74.12	1:42.799	6
15	88	2	5	Paul SIMPSON	Porsche Boxster S	13	25:40.531	29.202	4.168	73.92	1:42.237	6
16	32	3	1	William HESLOP	Porsche Boxster S	13	25:41.969	30.640	1.438	73.85	1:45.855	6
17	10	2	6	Julian MORRIS	Porsche Boxster S	13	25:46.083	34.754	4.114	73.65	1:45.783	6
18	78	3	2	Richard FORBER	Porsche Boxster S	13	25:49.565	38.236	3.482	73.49	1:47.067	6
19	21	3	3	Alistair NELSON	Porsche Boxster S	13	26:03.247	51.918	13.682	72.84	1:47.470	3
20	28	2	7	Andy BAKER	Porsche Boxster S	13	26:04.935	53.606	1.688	72.76	1:47.002	4
21	6	3	4	Mike THOMPSON	Porsche Boxster S	13	26:05.393	54.064	0.458	72.74	1:48.124	5
22	22	3	5	Peter EVANS	Porsche Boxster S	13	26:06.763	55.434	1.370	72.68	1:49.619	3
23	46	3	6	Ashley WHITE	Porsche Boxster S	13	26:11.250	59.921	4.487	72.47	1:50.358	12
24	49	3	7	Steven SHORE	Porsche Boxster S	13	26:18.349	1:07.020	7.099	72.15	1:51.215	13
25	20	1	11	John ALEXANDER	Porsche Cayman S	13	26:22.903	1:11.574	4.554	71.94	1:50.699	5
26	24	2	8	Carl HAZELTON	Porsche Boxster S	13	26:26.688	1:15.359	3.785	71.77	1:47.634	3
27	8	2	9	Steven MORRISON	Porsche Boxster S	12	25:46.130	1 Lap	1 Lap	67.98	1:48.064	3
28	64	2	10	Vince BLACKER	Porsche Boxster S	12	25:56.385	1 Lap	10.255	67.53	1:51.382	5
29	69	2	11	Jon NEWALL	Porsche Boxster S	12	26:02.540	1 Lap	6.155	67.27	1:50.854	5

### NOT CLASSIFIED

DNF	12	2		Bill CALEY	Porsche Boxster S	5	8:52.184	8 Laps	7 Laps	82.30	1:43.611	4
DNF	94	2		Jesse CHAMBERLAIN	Porsche Boxster S	1	1:57.531	12 Laps	4 Laps	74.53	1:57.531	1

### FASTEST LAP

	23	1		Simon CLARK	Porsche Cayman S	6	1:38.480			88.95 mph	143.15 kph	
	25	2		Matthew KYLE-HENNEY	Porsche Boxster S	13	1:42.072			85.82 mph	138.11 kph	
	32	3		William HESLOP	Porsche Boxster S	6	1:45.855			82.75 mph	133.17 kph	

Weather / Track : Overcast / Dry

These results are provisional until the conclusion of any judicial and technical matters.

Brands Hatch GP: 2.4332 miles

Race Distance: 13 Laps / 31.63 miles

Start: 13:31 Flag 13:56 End: 13:57

Clerk Of Course : Simon Gnana-Pragasam	Stewards :	Timekeeper : Nick Palmer
--	------------	--------------------------

# Petro-Canada Lubricants Porsche Club Championship with Pirelli

## RACE 2 - LAP CHART

LAP 1 @ 13:32:53.406			LAP 2 @ 13:34:32.282			LAP 3 @ 13:36:11.014			LAP 4 @ 13:37:50.286			LAP 5 @ 13:39:29.129		
NO	BEHIND	LAP TIME	NO	BEHIND	LAP TIME	NO	BEHIND	LAP TIME	NO	BEHIND	LAP TIME	NO	BEHIND	LAP TIME
23		1:46.782	23		1:38.876	23		1:38.732	23		1:39.272	23		1:38.843
14	0.813	1:47.595	14	0.950	1:39.013	14	1.389	1:39.171	14	1.310	1:39.193	14	1.738	1:39.271
2	1.175	1:47.957	2	1.826	1:39.527	2	2.306	1:39.212	2	2.204	1:39.170	2	2.288	1:38.927
44	1.716	1:48.498	44	2.128	1:39.288	44	2.669	1:39.273	44	3.146	1:39.749	44	3.918	1:39.615
11	2.834	1:49.616	11	3.819	1:39.861	11	5.077	1:39.990	11	5.798	1:39.993	11	6.352	1:39.397
16	3.515	1:50.297	16	4.822	1:40.183	16	7.097	1:41.007	16	9.240	1:41.415	16	10.970	1:40.573
9	3.716	1:50.498	9	5.378	1:40.538	9	7.464	1:40.818	9	9.576	1:41.384	9	11.182	1:40.449
85	4.770	1:51.552	85	8.476	1:42.582	85	11.349	1:41.605	85	13.972	1:41.895	85	16.488	1:41.359
99	5.868	1:52.650	99	9.877	1:42.885	3	13.880	1:42.585	3	15.895	1:41.287	3	18.062	1:41.010
33	6.615	1:53.397	3	10.027	1:42.098	99	14.838	1:43.693	99	18.093	1:42.527	99	21.871	1:42.621
3	6.805	1:53.587	33	11.440	1:43.701	33	15.992	1:43.284	33	19.361	1:42.641	33	24.873	1:44.355
25	7.371	1:54.153	25	11.917	1:43.422	25	16.163	1:42.978	25	19.551	1:42.660	25	25.019	1:44.311
12	8.420	1:55.202	12	13.669	1:44.125	88	17.989	1:42.844	88	21.575	1:42.858	88	26.278	1:43.546
88	8.551	1:55.333	88	13.877	1:44.202	12	19.122	1:44.185	12	23.461	1:43.611	45	28.502	1:43.101
45	9.184	1:55.966	45	14.613	1:44.305	45	19.569	1:43.688	45	24.244	1:43.947	12	29.679	1:45.061
17	9.748	1:56.530	17	15.433	1:44.561	17	20.249	1:43.548	17	24.846	1:43.869	17	30.571	1:44.568
94	10.749	1:57.531	10	23.002	1:48.786	10	31.921	1:47.651	32	39.845	1:46.709	32	46.892	1:45.890
10	13.092	1:59.874	8	23.340	1:48.340	32	32.408	1:47.653	10	41.160	1:48.511	10	49.038	1:46.721
32	13.622	2:00.404	32	23.487	1:48.741	8	32.672	1:48.064	24	43.160	1:48.967	24	52.500	1:48.183
8	13.876	2:00.658	24	24.563	1:47.841	24	33.465	1:47.634	78	46.538	1:50.941	28	54.914	1:47.005
24	15.598	2:02.380	78	26.413	1:48.068	78	34.869	1:47.188	28	46.752	1:47.002	78	55.463	1:47.768
28	16.570	2:03.352	28	30.452	1:52.758	28	39.022	1:47.302	21	47.885	1:47.529	21	57.214	1:48.172
78	17.221	2:04.003	21	30.890	1:51.749	21	39.628	1:47.470	6	49.602	1:48.313	6	58.883	1:48.124
6	17.820	2:04.602	6	30.945	1:52.001	6	40.561	1:48.348	22	53.439	1:49.774	22	1:04.437	1:49.841
21	18.017	2:04.799	22	32.050	1:52.058	22	42.937	1:49.619	49	1:01.004	1:52.582	20	1:13.746	1:50.699
22	18.868	2:05.650	49	33.999	1:53.339	49	47.694	1:52.427	20	1:01.890	1:51.635	49	1:15.005	1:52.844
49	19.536	2:06.318	46	35.122	1:52.956	46	47.844	1:51.454	46	1:02.351	1:53.779	46	1:15.217	1:51.709
69	20.001	2:06.783	69	35.380	1:54.255	20	49.527	1:52.231	64	1:09.637	1:53.243	64	1:22.176	1:51.382
46	21.042	2:07.824	20	36.028	1:52.678	64	55.666	1:53.947	8	1:16.839	2:23.439	8	1:31.762	1:53.766
20	22.226	2:09.008	64	40.451	1:53.723	69	1:10.563	2:13.915	69	1:26.329	1:55.038	69	1:38.340	1:50.854
64	25.604	2:12.386												

Weather / Track : Overcast / Dry

Brands Hatch GP

Circuit Length = 2.4332 miles

Start: 13:31 Flag 13:56 End: 13:57

# Petro-Canada Lubricants Porsche Club Championship with Pirelli

## RACE 2 - LAP CHART

LAP 6 @ 13:41:07.609			LAP 7 @ 13:42:47.121			LAP 8 @ 13:46:01.921			LAP 9 @ 13:49:04.278			LAP 10 @ 13:51:12.838		
NO	BEHIND	LAP TIME	NO	BEHIND	LAP TIME	NO	BEHIND	LAP TIME	NO	BEHIND	LAP TIME	NO	BEHIND	LAP TIME
23		1:38.480	23		1:39.512	23		3:14.800	23		3:02.357	23		2:08.560
14	1.749	1:38.491	64	1 Lap	1:56.190	64	1 Lap	3:15.624	64	1 Lap	3:02.041	64	1 Lap	2:11.996
2	3.030	1:39.222	14	2.360	1:40.123	14	1.903	3:14.343	14	1.530	3:01.984	14	4.467	2:11.497
44	4.703	1:39.265	2	3.509	1:39.991	2	2.879	3:14.170	2	2.324	3:01.802	2	4.704	2:10.940
11	7.492	1:39.620	44	5.377	1:40.186	44	3.773	3:13.196	44	4.298	3:02.882	44	4.997	2:09.259
16	12.976	1:40.486	8	1 Lap	1:53.721	8	1 Lap	3:12.183	8	1 Lap	3:03.220	8	1 Lap	2:09.853
9	13.303	1:40.601	11	10.663	1:42.683	11	6.319	3:10.456	11	6.724	3:02.762	11	7.200	2:09.036
85	18.839	1:40.831	69	1 Lap	1:55.273	69	1 Lap	3:06.772	69	1 Lap	3:02.372	69	1 Lap	2:08.833
3	20.675	1:41.093	16	18.391	1:44.927	16	8.605	3:05.014	16	8.462	3:02.214	16	8.144	2:08.242
99	26.350	1:42.959	9	19.769	1:45.978	9	10.037	3:05.068	9	9.601	3:01.921	9	8.260	2:07.219
25	29.055	1:42.516	85	22.087	1:42.760	85	10.947	3:03.660	85	10.693	3:02.103	85	8.400	2:06.267
88	30.035	1:42.237	3	27.003	1:45.840	3	12.025	2:59.822	3	11.692	3:02.024	3	9.378	2:06.246
33	31.586	1:45.193	99	37.632	1:50.794	99	12.985	2:50.153	99	12.936	3:02.308	99	10.017	2:05.641
45	32.997	1:42.975	25	38.096	1:48.553	25	14.396	2:51.100	25	13.845	3:01.806	25	10.397	2:05.112
17	34.890	1:42.799	88	38.777	1:48.254	88	15.524	2:51.547	88	14.545	3:01.378	88	10.967	2:04.982
32	54.267	1:45.855	33	40.035	1:47.961	33	16.471	2:51.236	33	15.918	3:01.804	33	12.118	2:04.760
10	56.341	1:45.783	45	40.420	1:46.935	45	17.566	2:51.946	45	16.648	3:01.439	45	12.312	2:04.224
24	1:03.856	1:49.836	17	41.121	1:45.743	17	18.381	2:52.060	17	17.433	3:01.409	17	12.984	2:04.111
78	1:04.050	1:47.067	32	1:08.889	1:54.134	32	21.058	2:26.969	32	19.861	3:01.160	32	14.841	2:03.540
28	1:05.639	1:49.205	10	1:10.338	1:53.509	10	22.093	2:26.555	10	20.376	3:00.640	10	15.878	2:04.062
21	1:06.715	1:47.981	78	1:11.648	1:47.110	78	23.570	2:26.722	78	20.849	2:59.636	78	17.548	2:05.259
6	1:09.307	1:48.904	24	1:19.095	1:54.751	24	25.212	2:20.917	24	22.778	2:59.923	24	26.019	2:11.801
22	1:17.405	1:51.448	28	1:27.198	2:01.071	28	27.221	2:14.823	28	24.091	2:59.227	28	26.265	2:10.734
20	1:27.033	1:51.767	21	1:29.021	2:01.818	21	29.613	2:15.392	21	25.156	2:57.900	21	27.173	2:10.577
46	1:28.809	1:52.072	6	1:29.626	1:59.831	6	30.541	2:15.715	6	25.742	2:57.558	6	27.419	2:10.237
49	1:28.813	1:52.288	22	1:33.963	1:56.070	22	32.370	2:13.207	22	28.572	2:58.559	22	28.318	2:08.306
			20	1:49.482	2:01.961	20	36.697	2:02.015	20	29.494	2:55.154	20	30.501	2:09.567
			46	1:50.799	2:01.502	46	37.829	2:01.830	46	30.348	2:54.876	46	31.377	2:09.589
			49	1:51.222	2:01.921	49	38.650	2:02.228	49	31.008	2:54.715	49	31.873	2:09.425
						SC	7 Laps	3:03.080						

Weather / Track : Overcast / Dry

Brands Hatch GP  
Circuit Length = 2.4332 miles  
Start: 13:31 Flag 13:56 End: 13:57

# Petro-Canada Lubricants Porsche Club Championship with Pirelli

## RACE 2 - LAP CHART

LAP 11 @ 13:52:53.612			LAP 12 @ 13:54:35.059			LAP 13 @ 13:56:17.953		
NO	BEHIND	LAP TIME	NO	BEHIND	LAP TIME	NO	BEHIND	LAP TIME
23		1:40.774	23		1:41.447	23		1:42.894
14	5.024	1:41.331	14	4.469	1:40.892	14	4.165	1:42.590
2	5.420	1:41.490	2	5.023	1:41.050	2	4.457	1:42.328
44	6.042	1:41.819	44	5.180	1:40.585	44	4.979	1:42.693
11	7.619	1:41.193	11	6.736	1:40.564	11	5.684	1:41.842
16	9.972	1:42.602	16	10.257	1:41.732	16	9.284	1:41.921
9	10.203	1:42.717	9	10.505	1:41.749	9	9.330	1:41.719
85	11.261	1:43.635	85	11.353	1:41.539	85	10.457	1:41.998
3	12.469	1:43.865	3	12.679	1:41.657	3	12.099	1:42.314
99	14.696	1:45.453	99	16.549	1:43.300	99	16.617	1:42.962
25	15.007	1:45.384	88	17.203	1:43.408	25	17.096	1:42.072
88	15.242	1:45.049	25	17.918	1:44.358	33	18.181	1:43.001
33	15.447	1:44.103	33	18.074	1:44.074	45	24.285	1:46.356
45	18.412	1:46.874	45	20.823	1:43.858	17	25.034	1:46.145
17	18.809	1:46.599	17	21.783	1:44.421	88	29.202	1:54.893
8	1 Lap	1:52.902	32	26.644	1:47.412	32	30.640	1:46.890
32	20.679	1:46.612	8	1 Lap	1:51.011	10	34.754	1:47.018
64	1 Lap	2:00.271	10	30.630	1:47.905	8	1 Lap	1:48.973
10	24.172	1:49.068	78	32.367	1:49.153	78	38.236	1:48.763
78	24.661	1:47.887	64	1 Lap	1:53.866	64	1 Lap	1:51.716
69	1 Lap	1:59.106	69	1 Lap	1:55.135	69	1 Lap	1:54.204
28	37.526	1:52.035	21	45.656	1:49.306	21	51.918	1:49.156
21	37.797	1:51.398	28	47.232	1:51.153	28	53.606	1:49.268
6	38.415	1:51.770	6	47.742	1:50.774	6	54.064	1:49.216
22	39.281	1:51.737	22	48.613	1:50.779	22	55.434	1:49.715
46	43.174	1:52.571	46	52.085	1:50.358	46	59.921	1:50.730
24	44.257	1:59.012	49	58.699	1:54.156	49	1:07.020	1:51.215
20	45.552	1:55.825	24	1:01.385	1:58.575	20	1:11.574	1:52.877
49	45.990	1:54.891	20	1:01.591	1:57.486	24	1:15.359	1:56.868

Weather / Track : Overcast / Dry

Results can be found at [www.tsl-timing.com](http://www.tsl-timing.com)

Page 3 of 3

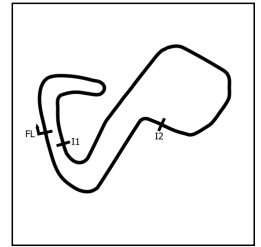
Brands Hatch GP  
Circuit Length = 2.4332 miles  
Start: 13:31 Flag 13:56 End: 13:57

Printed - 14:01 Saturday, 01 May 2021



# Petro-Canada Lubricants Porsche Club Championship with Pirelli

## RACE 2 - SECTOR ANALYSIS



SECTOR 1 = FL to I1, SECTOR 2 = I1 to I2, SECTOR 3 = I2 to FL, DIFF = Difference To Personal Best Lap, P = Crossed Finish Line in Pit Lane, D = Time Disallowed

P1 23 1		Simon CLARK		Porsche Cayman S			
IDEAL LAP TIME : 1:38.337		BEST LAP TIME : 1:38.480		DIFFERENCE : 0.143			
LAP	SECTOR 1	SECTOR 2	SECTOR 3	LAP TIME	MPH	DIFF	TIME OF DAY
1 -		45.138	23.582	1:46.782	82.03	8.302	13:32:53.406
2 -	31.288	44.031	23.557	1:38.876	88.59	0.396	13:34:32.282
3 -	<b>31.094</b>	44.016	23.622	1:38.732 (2)	88.72	0.252	13:36:11.014
4 -	31.321	44.220	23.731	1:39.272	88.24	0.792	13:37:50.286
5 -	31.246	43.876	23.721	1:38.843 (3)	88.62	0.363	13:39:29.129
6 -	31.237	<b>43.774</b>	<b>23.469</b>	<b>1:38.480 (1)</b>	<b>88.95</b>		<b>13:41:07.609</b>
7 -	31.125	44.606	23.781	1:39.512	88.02	1.032	13:42:47.121
8 -	42.540	1:32.782	59.478	3:14.800	44.96	1:36.320	13:46:01.921
9 -	1:02.534	1:24.606	35.217	3:02.357	48.03	1:23.877	13:49:04.278
10 -	42.450	57.725	28.385	2:08.560	68.13	30.080	13:51:12.838
11 -	31.900	44.886	23.988	1:40.774	86.92	2.294	13:52:53.612
12 -	31.831	45.264	24.352	1:41.447	86.34	2.967	13:54:35.059
13 -	32.623	46.050	24.221	1:42.894	85.13	4.414	13:56:17.953

P2 14 1		Mark MCALEER		Porsche 997 C2S			
IDEAL LAP TIME : 1:38.306		BEST LAP TIME : 1:38.491		DIFFERENCE : 0.185			
LAP	SECTOR 1	SECTOR 2	SECTOR 3	LAP TIME	MPH	DIFF	TIME OF DAY
1 -		45.892	23.842	1:47.595	81.41	9.104	13:32:54.219
2 -	31.268	44.218	23.527	1:39.013 (2)	88.47	0.522	13:34:33.232
3 -	31.083	44.674	<b>23.414</b>	1:39.171 (3)	88.33	0.680	13:36:12.403
4 -	31.008	44.541	23.644	1:39.193	88.31	0.702	13:37:51.596
5 -	30.916	44.583	23.772	1:39.271	88.24	0.780	13:39:30.867
6 -	<b>30.915</b>	<b>43.977</b>	23.599	<b>1:38.491 (1)</b>	<b>88.94</b>		<b>13:41:09.358</b>
7 -	31.331	44.611	24.181	1:40.123	87.49	1.632	13:42:49.481
8 -	42.262	1:32.460	59.621	3:14.343	45.07	1:35.852	13:46:03.824
9 -	1:03.213	1:23.613	35.158	3:01.984	48.13	1:23.493	13:49:05.808
10 -	43.709	56.776	31.012	2:11.497	66.61	33.006	13:51:17.305
11 -	32.393	45.137	23.801	1:41.331	86.44	2.840	13:52:58.636
12 -	31.785	45.005	24.102	1:40.892	86.82	2.401	13:54:39.528
13 -	32.306	45.888	24.396	1:42.590	85.38	4.099	13:56:22.118

P3 2 1		Peter MORRIS		Porsche 997 C2S			
IDEAL LAP TIME : 1:38.596		BEST LAP TIME : 1:38.927		DIFFERENCE : 0.331			
LAP	SECTOR 1	SECTOR 2	SECTOR 3	LAP TIME	MPH	DIFF	TIME OF DAY
1 -		45.680	23.977	1:47.957	81.14	9.030	13:32:54.581
2 -	31.387	44.174	23.966	1:39.527	88.01	0.600	13:34:34.108
3 -	31.213	44.100	23.899	1:39.212 (3)	88.29	0.285	13:36:13.320
4 -	31.447	<b>43.960</b>	23.763	1:39.170 (2)	88.33	0.243	13:37:52.490
5 -	31.054	44.275	<b>23.598</b>	<b>1:38.927 (1)</b>	<b>88.54</b>		<b>13:39:31.417</b>
6 -	<b>31.038</b>	44.500	23.684	1:39.222	88.28	0.295	13:41:10.639
7 -	31.159	44.591	24.241	1:39.991	87.60	1.064	13:42:50.630
8 -	41.983	1:32.308	59.879	3:14.170	45.11	1:35.243	13:46:04.800
9 -	1:02.931	1:23.909	34.962	3:01.802	48.18	1:22.875	13:49:06.602
10 -	43.702	56.447	30.791	2:10.940	66.89	32.013	13:51:17.542
11 -	32.522	45.138	23.830	1:41.490	86.31	2.563	13:52:59.032
12 -	31.904	45.036	24.110	1:41.050	86.68	2.123	13:54:40.082
13 -	32.364	45.611	24.353	1:42.328	85.60	3.401	13:56:22.410

Weather / Track : Overcast / Dry

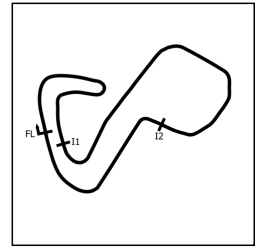
Brands Hatch GP

Circuit Length = 2.4332 miles

Start: 13:31 Flag 13:56 End: 13:57

# Petro-Canada Lubricants Porsche Club Championship with Pirelli

## RACE 2 - SECTOR ANALYSIS



SECTOR 1 = FL to I1, SECTOR 2 = I1 to I2, SECTOR 3 = I2 to FL, DIFF = Difference To Personal Best Lap, P = Crossed Finish Line in Pit Lane, D = Time Disallowed

<b>P4 44 1</b>		<b>Jake MCALEER</b>		<b>Porsche Cayman S</b>			
IDEAL LAP TIME : 1:39.092		BEST LAP TIME : 1:39.265		DIFFERENCE : 0.173			
LAP	SECTOR 1	SECTOR 2	SECTOR 3	LAP TIME	MPH	DIFF	TIME OF DAY
1 -		45.699	23.947	1:48.498	80.73	9.233	13:32:55.122
2 -	31.312	44.380	23.596	1:39.288 (3)	88.22	0.023	13:34:34.410
3 -	31.215	44.473	<b>23.585</b>	1:39.273 (2)	88.23	0.008	13:36:13.683
4 -	31.441	44.558	23.750	1:39.749	87.81	0.484	13:37:53.432
5 -	31.339	44.661	23.615	1:39.615	87.93	0.350	13:39:33.047
6 -	<b>31.159</b>	<b>44.348</b>	23.758	<b>1:39.265 (1)</b>	<b>88.24</b>		<b>13:41:12.312</b>
7 -	31.177	44.561	24.448	1:40.186	87.43	0.921	13:42:52.498
8 -	41.964	1:31.793	59.439	3:13.196	45.34	1:33.931	13:46:05.694
9 -	1:03.379	1:23.341	36.162	3:02.882	47.89	1:23.617	13:49:08.576
10 -	42.705	56.142	30.412	2:09.259	67.76	29.994	13:51:17.835
11 -	32.664	45.263	23.892	1:41.819	86.03	2.554	13:52:59.654
12 -	31.662	45.023	23.900	1:40.585	87.08	1.320	13:54:40.239
13 -	34.001	44.992	23.700	1:42.693	85.30	3.428	13:56:22.932

<b>P5 11 1</b>		<b>James CALEY</b>		<b>Porsche 997 C2S</b>			
IDEAL LAP TIME : 1:39.397		BEST LAP TIME : 1:39.397		DIFFERENCE : 0.000			
LAP	SECTOR 1	SECTOR 2	SECTOR 3	LAP TIME	MPH	DIFF	TIME OF DAY
1 -		46.455	23.694	1:49.616	79.91	10.219	13:32:56.240
2 -	31.487	44.565	23.809	1:39.861 (3)	87.72	0.464	13:34:36.101
3 -	31.367	44.860	23.763	1:39.990	87.60	0.593	13:36:16.091
4 -	31.408	44.881	23.704	1:39.993	87.60	0.596	13:37:56.084
5 -	<b>31.292</b>	<b>44.451</b>	<b>23.654</b>	<b>1:39.397 (1)</b>	<b>88.12</b>		<b>13:39:35.481</b>
6 -	31.371	44.493	23.756	1:39.620 (2)	87.93	0.223	13:41:15.101
7 -	31.302	46.097	25.284	1:42.683	85.30	3.286	13:42:57.784
8 -	42.348	1:28.307	59.801	3:10.456	45.99	1:31.059	13:46:08.240
9 -	1:03.030	1:22.756	36.976	3:02.762	47.93	1:23.365	13:49:11.002
10 -	43.067	57.257	28.712	2:09.036	67.88	29.639	13:51:20.038
11 -	32.340	44.943	23.910	1:41.193	86.56	1.796	13:53:01.231
12 -	31.824	44.853	23.887	1:40.564	87.10	1.167	13:54:41.795
13 -	33.153	44.673	24.016	1:41.842	86.01	2.445	13:56:23.637

<b>P6 16 1</b>		<b>Kevin HARRISON</b>		<b>Porsche 996 C2</b>			
IDEAL LAP TIME : 1:40.068		BEST LAP TIME : 1:40.183		DIFFERENCE : 0.115			
LAP	SECTOR 1	SECTOR 2	SECTOR 3	LAP TIME	MPH	DIFF	TIME OF DAY
1 -		47.202	23.960	1:50.297	79.42	10.114	13:32:56.921
2 -	<b>31.337</b>	45.066	<b>23.780</b>	<b>1:40.183 (1)</b>	<b>87.43</b>		<b>13:34:37.104</b>
3 -	31.644	45.345	24.018	1:41.007	86.72	0.824	13:36:18.111
4 -	31.415	45.900	24.100	1:41.415	86.37	1.232	13:37:59.526
5 -	31.378	45.097	24.098	1:40.573 (3)	87.09	0.390	13:39:40.099
6 -	31.372	<b>44.951</b>	24.163	1:40.486 (2)	87.17	0.303	13:41:20.585
7 -	31.537	46.017	27.373	1:44.927	83.48	4.744	13:43:05.512
8 -	36.735	1:28.086	1:00.193	3:05.014	47.34	1:24.831	13:46:10.526
9 -	1:02.897	1:22.236	37.081	3:02.214	48.07	1:22.031	13:49:12.740
10 -	43.331	57.061	27.850	2:08.242	68.30	28.059	13:51:20.982
11 -	33.038	45.498	24.066	1:42.602	85.37	2.419	13:53:03.584
12 -	31.742	45.600	24.390	1:41.732	86.10	1.549	13:54:45.316
13 -	31.913	45.693	24.315	1:41.921	85.94	1.738	13:56:27.237

Weather / Track : Overcast / Dry

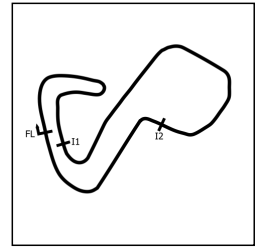
Brands Hatch GP

Circuit Length = 2.4332 miles

Start: 13:31 Flag 13:56 End: 13:57

# Petro-Canada Lubricants Porsche Club Championship with Pirelli

## RACE 2 - SECTOR ANALYSIS



SECTOR 1 = FL to I1, SECTOR 2 = I1 to I2, SECTOR 3 = I2 to FL, DIFF = Difference To Personal Best Lap, P = Crossed Finish Line in Pit Lane, D = Time Disallowed

<b>P7</b>		<b>9 1</b>		<b>Chris DYER</b>		<b>Porsche Cayman S</b>	
IDEAL LAP TIME : 1:40.274		BEST LAP TIME : 1:40.449		DIFFERENCE : 0.175			
LAP	SECTOR 1	SECTOR 2	SECTOR 3	LAP TIME	MPH	DIFF	TIME OF DAY
1 -		46.753	<b>23.896</b>	1:50.498	79.27	10.049	13:32:57.122
2 -	<b>31.538</b>	45.022	23.978	1:40.538 (2)	87.12	0.089	13:34:37.660
3 -	31.684	45.082	24.052	1:40.818	86.88	0.369	13:36:18.478
4 -	31.570	45.866	23.948	1:41.384	86.40	0.935	13:37:59.862
5 -	<b>31.538</b>	44.916	23.995	<b>1:40.449 (1)</b>	<b>87.20</b>		<b>13:39:40.311</b>
6 -	31.550	<b>44.840</b>	24.211	1:40.601 (3)	87.07	0.152	13:41:20.912
7 -	31.608	45.900	<b>28.470</b>	<b>1:45.978</b>	82.65	5.529	<b>13:43:06.890</b>
8 -	<b>37.557</b>	<b>1:26.824</b>	1:00.687	<b>3:05.068</b>	47.33	1:24.619	<b>13:46:11.958</b>
9 -	<b>1:02.449</b>	<b>1:22.432</b>	<b>37.040</b>	<b>3:01.921</b>	48.15	1:21.472	<b>13:49:13.879</b>
10 -	<b>43.287</b>	<b>56.311</b>	27.621	2:07.219	68.85	26.770	13:51:21.098
11 -	33.119	45.602	23.996	1:42.717	85.28	2.268	13:53:03.815
12 -	31.992	45.377	24.380	1:41.749	86.09	1.300	13:54:45.564
13 -	32.136	45.391	24.192	1:41.719	86.11	1.270	13:56:27.283

<b>P8</b>		<b>85 1</b>		<b>Richard BAYSTON</b>		<b>Porsche 996 C2</b>	
IDEAL LAP TIME : 1:40.524		BEST LAP TIME : 1:40.831		DIFFERENCE : 0.307			
LAP	SECTOR 1	SECTOR 2	SECTOR 3	LAP TIME	MPH	DIFF	TIME OF DAY
1 -		46.789	24.471	1:51.552	78.52	10.721	13:32:58.176
2 -	32.288	46.026	24.268	1:42.582	85.39	1.751	13:34:40.758
3 -	32.059	45.333	24.213	1:41.605	86.21	0.774	13:36:22.363
4 -	31.893	45.840	24.162	1:41.895	85.96	1.064	13:38:04.258
5 -	32.189	45.146	24.024	1:41.359 (2)	86.42	0.528	13:39:45.617
6 -	<b>31.716</b>	<b>44.840</b>	24.275	<b>1:40.831 (1)</b>	<b>86.87</b>		<b>13:41:26.448</b>
7 -	31.842	45.553	<b>25.365</b>	<b>1:42.760</b>	85.24	1.929	<b>13:43:09.208</b>
8 -	<b>36.264</b>	<b>1:26.788</b>	1:00.608	<b>3:03.660</b>	47.69	1:22.829	<b>13:46:12.868</b>
9 -	<b>1:02.995</b>	<b>1:22.058</b>	<b>37.050</b>	<b>3:02.103</b>	48.10	1:21.272	<b>13:49:14.971</b>
10 -	<b>43.306</b>	<b>55.773</b>	27.188	2:06.267	69.37	25.436	13:51:21.238
11 -	33.232	46.112	24.291	1:43.635	84.52	2.804	13:53:04.873
12 -	32.119	45.452	<b>23.968</b>	1:41.539 (3)	86.27	0.708	13:54:46.412
13 -	31.950	45.730	24.318	1:41.998	85.88	1.167	13:56:28.410

<b>P9</b>		<b>3 1</b>		<b>Richard ELLIS</b>		<b>Porsche 996 C2</b>	
IDEAL LAP TIME : 1:40.728		BEST LAP TIME : 1:41.010		DIFFERENCE : 0.282			
LAP	SECTOR 1	SECTOR 2	SECTOR 3	LAP TIME	MPH	DIFF	TIME OF DAY
1 -		47.851	24.299	1:53.587	77.11	12.577	13:33:00.211
2 -	32.181	45.699	24.218	1:42.098	85.79	1.088	13:34:42.309
3 -	32.563	45.707	24.315	1:42.585	85.39	1.575	13:36:24.894
4 -	31.889	45.258	24.140	1:41.287 (3)	86.48	0.277	13:38:06.181
5 -	31.665	45.247	<b>24.098</b>	<b>1:41.010 (1)</b>	<b>86.72</b>		<b>13:39:47.191</b>
6 -	31.917	<b>45.057</b>	24.119	1:41.093 (2)	86.65	0.083	13:41:28.284
7 -	<b>31.573</b>	<b>47.300</b>	<b>26.967</b>	<b>1:45.840</b>	82.76	4.830	<b>13:43:14.124</b>
8 -	<b>34.529</b>	<b>1:24.438</b>	1:00.855	<b>2:59.822</b>	48.71	1:18.812	<b>13:46:13.946</b>
9 -	<b>1:03.092</b>	<b>1:21.881</b>	<b>37.051</b>	<b>3:02.024</b>	48.12	1:21.014	<b>13:49:15.970</b>
10 -	<b>43.742</b>	<b>55.159</b>	27.345	2:06.246	69.38	25.236	13:51:22.216
11 -	33.283	46.223	24.359	1:43.865	84.33	2.855	13:53:06.081
12 -	32.011	45.298	24.348	1:41.657	86.17	0.647	13:54:47.738
13 -	32.167	45.366	24.781	1:42.314	85.61	1.304	13:56:30.052

Weather / Track : Overcast / Dry

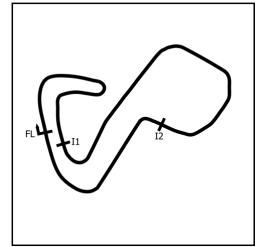
Brands Hatch GP

Circuit Length = 2.4332 miles

Start: 13:31 Flag 13:56 End: 13:57

# Petro-Canada Lubricants Porsche Club Championship with Pirelli

## RACE 2 - SECTOR ANALYSIS



SECTOR 1 = FL to I1, SECTOR 2 = I1 to I2, SECTOR 3 = I2 to FL, DIFF = Difference To Personal Best Lap, P = Crossed Finish Line in Pit Lane, D = Time Disallowed

P10 99 2		Richard STYRIN		Porsche Boxster S			
IDEAL LAP TIME : 1:42.221		BEST LAP TIME : 1:42.527		DIFFERENCE : 0.306			
LAP	SECTOR 1	SECTOR 2	SECTOR 3	LAP TIME	MPH	DIFF	TIME OF DAY
1 -		46.733	24.895	1:52.650	77.76	10.123	13:32:59.274
2 -	32.048	46.107	24.730	1:42.885 (3)	85.14	0.358	13:34:42.159
3 -	31.921	46.874	24.898	1:43.693	84.47	1.166	13:36:25.852
4 -	32.078	45.899	<b>24.550</b>	<b>1:42.527 (1)</b>	<b>85.43</b>		<b>13:38:08.379</b>
5 -	<b>31.800</b>	<b>45.871</b>	24.950	1:42.621 (2)	85.36	0.094	13:39:51.000
6 -	32.249	45.966	24.744	1:42.959	85.08	0.432	13:41:33.959
7 -	32.081	46.876	31.837	1:50.794	79.06	8.267	13:43:24.753
8 -	36.474	1:12.839	1:00.840	2:50.153	51.48	1:07.626	13:46:14.906
9 -	1:02.885	1:22.502	36.921	3:02.308	48.04	1:19.781	13:49:17.214
10 -	43.363	55.368	26.910	2:05.641	69.72	23.114	13:51:22.855
11 -	33.207	47.105	25.141	1:45.453	83.06	2.926	13:53:08.308
12 -	32.355	46.386	24.559	1:43.300	84.80	0.773	13:54:51.608
13 -	31.933	46.229	24.800	1:42.962	85.07	0.435	13:56:34.570

P11 25 2		Matthew KYLE-HENNEY		Porsche Boxster S			
IDEAL LAP TIME : 1:41.451		BEST LAP TIME : 1:42.072		DIFFERENCE : 0.621			
LAP	SECTOR 1	SECTOR 2	SECTOR 3	LAP TIME	MPH	DIFF	TIME OF DAY
1 -		48.154	24.546	1:54.153	76.73	12.081	13:33:00.777
2 -	32.026	46.944	24.452	1:43.422	84.69	1.350	13:34:44.199
3 -	31.775	46.611	24.592	1:42.978	85.06	0.906	13:36:27.177
4 -	32.024	46.167	24.469	1:42.660 (3)	85.32	0.588	13:38:09.837
5 -	32.196	47.316	24.799	1:44.311	83.97	2.239	13:39:54.148
6 -	32.131	46.070	<b>24.315</b>	1:42.516 (2)	85.44	0.444	13:41:36.664
7 -	<b>31.679</b>	46.478	30.396	1:48.553	80.69	6.481	13:43:25.217
8 -	36.925	1:12.978	1:01.197	2:51.100	51.19	1:09.028	13:46:16.317
9 -	1:02.481	1:22.408	36.917	3:01.806	48.18	1:19.734	13:49:18.123
10 -	43.418	55.321	26.373	2:05.112	70.01	23.040	13:51:23.235
11 -	33.437	46.950	24.997	1:45.384	83.12	3.312	13:53:08.619
12 -	32.374	46.810	25.174	1:44.358	83.94	2.286	13:54:52.977
13 -	31.804	<b>45.457</b>	24.811	<b>1:42.072 (1)</b>	<b>85.82</b>		<b>13:56:35.049</b>

P12 33 2		Kevin MOLYNEAUX		Porsche Boxster S			
IDEAL LAP TIME : 1:42.340		BEST LAP TIME : 1:42.641		DIFFERENCE : 0.301			
LAP	SECTOR 1	SECTOR 2	SECTOR 3	LAP TIME	MPH	DIFF	TIME OF DAY
1 -		47.668	24.520	1:53.397	77.24	10.756	13:33:00.021
2 -	31.921	47.211	24.569	1:43.701	84.47	1.060	13:34:43.722
3 -	<b>31.909</b>	46.590	24.785	1:43.284 (3)	84.81	0.643	13:36:27.006
4 -	31.944	46.062	24.635	<b>1:42.641 (1)</b>	<b>85.34</b>		<b>13:38:09.647</b>
5 -	32.199	47.231	24.925	1:44.355	83.94	1.714	13:39:54.002
6 -	32.047	48.520	24.626	1:45.193	83.27	2.552	13:41:39.195
7 -	31.934	46.393	29.634	1:47.961	81.13	5.320	13:43:27.156
8 -	37.146	1:12.365	1:01.725	2:51.236	51.15	1:08.595	13:46:18.392
9 -	1:02.855	1:22.941	36.008	3:01.804	48.18	1:19.163	13:49:20.196
10 -	42.986	54.895	26.879	2:04.760	70.21	22.119	13:51:24.956
11 -	33.120	46.484	<b>24.499</b>	1:44.103	84.14	1.462	13:53:09.059
12 -	33.281	45.974	24.819	1:44.074	84.16	1.433	13:54:53.133
13 -	32.516	<b>45.932</b>	24.553	1:43.001 (2)	85.04	0.360	13:56:36.134

Weather / Track : Overcast / Dry

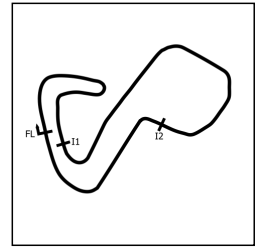
Brands Hatch GP

Circuit Length = 2.4332 miles

Start: 13:31 Flag 13:56 End: 13:57

# Petro-Canada Lubricants Porsche Club Championship with Pirelli

## RACE 2 - SECTOR ANALYSIS



SECTOR 1 = FL to I1, SECTOR 2 = I1 to I2, SECTOR 3 = I2 to FL, DIFF = Difference To Personal Best Lap, P = Crossed Finish Line in Pit Lane, D = Time Disallowed

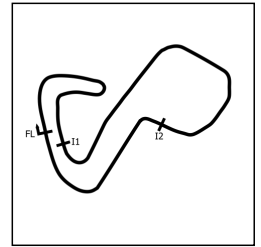
<b>P13 45 1</b>		<b>Paul SEAGRAVE</b>		Porsche 996 C2			
IDEAL LAP TIME : 1:42.779		BEST LAP TIME : 1:42.975		DIFFERENCE : 0.196			
LAP	SECTOR 1	SECTOR 2	SECTOR 3	LAP TIME	MPH	DIFF	TIME OF DAY
1 -		48.365	24.919	1:55.966	75.53	12.991	13:33:02.590
2 -	32.812	47.074	<b>24.419</b>	1:44.305	83.98	1.330	13:34:46.895
3 -	32.344	46.727	24.617	1:43.688 (3)	84.48	0.713	13:36:30.583
4 -	32.520	46.625	24.802	1:43.947	84.27	0.972	13:38:14.530
5 -	<b>32.161</b>	46.452	24.488	1:43.101 (2)	84.96	0.126	13:39:57.631
6 -	32.219	<b>46.199</b>	24.557	<b>1:42.975 (1)</b>	<b>85.06</b>		<b>13:41:40.606</b>
7 -	32.586	47.094	27.255	1:46.935	81.91	3.960	13:43:27.541
8 -	37.810	1:12.471	1:01.665	2:51.946	50.94	1:08.971	13:46:19.487
9 -	1:02.978	1:22.833	35.628	3:01.439	48.27	1:18.464	13:49:20.926
10 -	43.224	55.332	25.668	2:04.224	70.51	21.249	13:51:25.150
11 -	33.810	47.573	25.491	1:46.874	81.96	3.899	13:53:12.024
12 -	32.490	46.242	25.126	1:43.858	84.34	0.883	13:54:55.882
13 -	34.545	47.041	24.770	1:46.356	82.36	3.381	13:56:42.238

<b>P14 17 2</b>		<b>Andy MUGGERIDGE</b>		Porsche Boxster S			
IDEAL LAP TIME : 1:42.469		BEST LAP TIME : 1:42.799		DIFFERENCE : 0.330			
LAP	SECTOR 1	SECTOR 2	SECTOR 3	LAP TIME	MPH	DIFF	TIME OF DAY
1 -		48.663	25.038	1:56.530	75.17	13.731	13:33:03.154
2 -	32.567	47.230	24.764	1:44.561	83.77	1.762	13:34:47.715
3 -	32.208	46.546	24.794	1:43.548 (2)	84.59	0.749	13:36:31.263
4 -	32.089	47.133	24.647	1:43.869 (3)	84.33	1.070	13:38:15.132
5 -	32.041	47.909	24.618	1:44.568	83.77	1.769	13:39:59.700
6 -	<b>31.673</b>	46.728	<b>24.398</b>	<b>1:42.799 (1)</b>	<b>85.21</b>		<b>13:41:42.499</b>
7 -	32.104	46.499	27.140	1:45.743	82.84	2.944	13:43:28.242
8 -	37.714	1:12.652	1:01.694	2:52.060	50.91	1:09.261	13:46:20.302
9 -	1:03.059	1:22.851	35.499	3:01.409	48.28	1:18.610	13:49:21.711
10 -	43.138	55.329	25.644	2:04.111	70.58	21.312	13:51:25.822
11 -	33.468	47.758	25.373	1:46.599	82.17	3.800	13:53:12.421
12 -	32.467	<b>46.398</b>	25.556	1:44.421	83.88	1.622	13:54:56.842
13 -	34.335	46.642	25.168	1:46.145	82.52	3.346	13:56:42.987

<b>P15 88 2</b>		<b>Paul SIMPSON</b>		Porsche Boxster S			
IDEAL LAP TIME :		BEST LAP TIME : 1:42.237		DIFFERENCE :			
LAP	SECTOR 1	SECTOR 2	SECTOR 3	LAP TIME	MPH	DIFF	TIME OF DAY
1 -				1:55.333	75.95	13.096	13:33:01.957
2 -	32.850			1:44.202	84.06	1.965	13:34:46.159
3 -	32.244			1:42.844 (2)	85.17	0.607	13:36:29.003
4 -	32.509			1:42.858 (3)	85.16	0.621	13:38:11.861
5 -	32.606			1:43.546	84.59	1.309	13:39:55.407
6 -	32.299			<b>1:42.237 (1)</b>	<b>85.68</b>		<b>13:41:37.644</b>
7 -	<b>32.111</b>			1:48.254	80.91	6.017	13:43:25.898
8 -	36.654			2:51.547	51.06	1:09.310	13:46:17.445
9 -	1:02.308			3:01.378	48.29	1:19.141	13:49:18.823
10 -	43.406			2:04.982	70.08	22.745	13:51:23.805
11 -	33.250			1:45.049	83.38	2.812	13:53:08.854
12 -	32.573			1:43.408	84.71	1.171	13:54:52.262
13 -	43.032			1:54.893	76.24	12.656	13:56:47.155

# Petro-Canada Lubricants Porsche Club Championship with Pirelli

## RACE 2 - SECTOR ANALYSIS



SECTOR 1 = FL to I1, SECTOR 2 = I1 to I2, SECTOR 3 = I2 to FL, DIFF = Difference To Personal Best Lap, P = Crossed Finish Line in Pit Lane, D = Time Disallowed

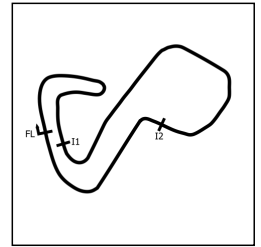
P16 32 3		William HESLOP		Porsche Boxster S			
IDEAL LAP TIME : 1:45.288		BEST LAP TIME : 1:45.855		DIFFERENCE : 0.567			
LAP	SECTOR 1	SECTOR 2	SECTOR 3	LAP TIME	MPH	DIFF	TIME OF DAY
1 -		49.997	25.580	2:00.404	72.75	14.549	13:33:07.028
2 -	34.055	48.728	25.958	1:48.741	80.55	2.886	13:34:55.769
3 -	33.825	48.175	25.653	1:47.653	81.37	1.798	13:36:43.422
4 -	33.768	47.408	25.533	1:46.709	82.09	0.854	13:38:30.131
5 -	33.689	<b>47.010</b>	25.191	1:45.890 (2)	82.72	0.035	13:40:16.021
6 -	33.286	47.558	<b>25.011</b>	<b>1:45.855 (1)</b>	<b>82.75</b>		<b>13:42:01.876</b>
7 -	<b>33.267</b>	<b>53.432</b>	<b>27.435</b>	<b>1:54.134</b>	76.75	8.279	<b>13:43:56.010</b>
8 -	<b>35.700</b>	49.293	1:01.976	<b>2:26.969</b>	59.60	41.114	<b>13:46:22.979</b>
9 -	1:01.594	1:22.633	36.933	<b>3:01.160</b>	48.35	1:15.305	<b>13:49:24.139</b>
10 -	42.118	55.011	26.411	2:03.540	70.90	17.685	13:51:27.679
11 -	33.526	47.925	25.161	1:46.612 (3)	82.16	0.757	13:53:14.291
12 -	33.752	48.241	25.419	1:47.412	81.55	1.557	13:55:01.703
13 -	34.130	47.571	25.189	1:46.890	81.95	1.035	13:56:48.593

P17 10 2		Julian MORRIS		Porsche Boxster S			
IDEAL LAP TIME : 1:45.783		BEST LAP TIME : 1:45.783		DIFFERENCE : 0.000			
LAP	SECTOR 1	SECTOR 2	SECTOR 3	LAP TIME	MPH	DIFF	TIME OF DAY
1 -		51.186	25.400	1:59.874	73.07	14.091	13:33:06.498
2 -	33.885	48.744	26.157	1:48.786	80.52	3.003	13:34:55.284
3 -	33.323	48.823	25.505	1:47.651	81.37	1.868	13:36:42.935
4 -	33.064	49.264	26.183	1:48.511	80.72	2.728	13:38:31.446
5 -	33.291	47.758	25.672	1:46.721 (2)	82.08	0.938	13:40:18.167
6 -	<b>32.795</b>	<b>47.711</b>	<b>25.277</b>	<b>1:45.783 (1)</b>	<b>82.80</b>		<b>13:42:03.950</b>
7 -	33.316	<b>53.171</b>	<b>27.022</b>	<b>1:53.509</b>	77.17	7.726	<b>13:43:57.459</b>
8 -	<b>36.070</b>	49.361	1:01.124	<b>2:26.555</b>	59.77	40.772	<b>13:46:24.014</b>
9 -	1:01.633	1:22.514	36.493	<b>3:00.640</b>	48.49	1:14.857	<b>13:49:24.654</b>
10 -	42.407	55.587	26.068	2:04.062	70.60	18.279	13:51:28.716
11 -	33.429	49.433	26.206	1:49.068	80.31	3.285	13:53:17.784
12 -	34.016	48.051	25.838	1:47.905	81.18	2.122	13:55:05.689
13 -	33.496	48.127	25.395	1:47.018 (3)	81.85	1.235	13:56:52.707

P18 78 3		Richard FORBER		Porsche Boxster S			
IDEAL LAP TIME : 1:46.744		BEST LAP TIME : 1:47.067		DIFFERENCE : 0.323			
LAP	SECTOR 1	SECTOR 2	SECTOR 3	LAP TIME	MPH	DIFF	TIME OF DAY
1 -		51.245	26.363	2:04.003	70.64	16.936	13:33:10.627
2 -	34.348	48.164	<b>25.556</b>	1:48.068	81.05	1.001	13:34:58.695
3 -	33.546	48.064	25.578	1:47.188 (3)	81.72	0.121	13:36:45.883
4 -	33.750	47.856	29.335	1:50.941	78.95	3.874	13:38:36.824
5 -	34.049	48.134	25.585	1:47.768	81.28	0.701	13:40:24.592
6 -	<b>33.357</b>	48.075	25.635	<b>1:47.067 (1)</b>	<b>81.81</b>		<b>13:42:11.659</b>
7 -	<b>33.425</b>	<b>47.831</b>	<b>25.854</b>	<b>1:47.110 (2)</b>	81.78	0.043	<b>13:43:58.769</b>
8 -	35.971	49.205	1:01.546	<b>2:26.722</b>	59.70	39.655	<b>13:46:25.491</b>
9 -	1:01.785	1:21.973	35.878	<b>2:59.636</b>	48.76	1:12.569	<b>13:49:25.127</b>
10 -	42.899	56.043	26.317	2:05.259	69.93	18.192	13:51:30.386
11 -	33.445	48.539	25.903	1:47.887	81.19	0.820	13:53:18.273
12 -	34.388	48.617	26.148	1:49.153	80.25	2.086	13:55:07.426
13 -	33.865	48.746	26.152	1:48.763	80.54	1.696	13:56:56.189

# Petro-Canada Lubricants Porsche Club Championship with Pirelli

## RACE 2 - SECTOR ANALYSIS



SECTOR 1 = FL to I1, SECTOR 2 = I1 to I2, SECTOR 3 = I2 to FL, DIFF = Difference To Personal Best Lap, P = Crossed Finish Line in Pit Lane, D = Time Disallowed

P19		21 3		Alistair NELSON		Porsche Boxster S	
IDEAL LAP TIME : 1:47.399		BEST LAP TIME : 1:47.470		DIFFERENCE : 0.071			
LAP	SECTOR 1	SECTOR 2	SECTOR 3	LAP TIME	MPH	DIFF	TIME OF DAY
1 -		52.893	26.258	2:04.799	70.19	17.329	13:33:11.423
2 -	34.936	51.041	25.772	1:51.749	78.38	4.279	13:35:03.172
3 -	34.058	<b>48.049</b>	25.363	<b>1:47.470 (1)</b>	<b>81.50</b>		<b>13:36:50.642</b>
4 -	<b>34.013</b>	48.179	<b>25.337</b>	1:47.529 (2)	81.46	0.059	13:38:38.171
5 -	34.175	48.297	25.700	1:48.172	80.98	0.702	13:40:26.343
6 -	34.098	48.183	25.700	1:47.981 (3)	81.12	0.511	13:42:14.324
7 -	35.079	57.522	29.217	2:01.818	71.90	14.348	13:44:16.142
8 -	37.895	54.386	43.111	2:15.392	64.69	27.922	13:46:31.534
9 -	59.968	1:21.001	36.931	2:57.900	49.24	1:10.430	13:49:29.434
10 -	42.255	59.736	28.586	2:10.577	67.08	23.107	13:51:40.011
11 -	35.941	49.298	26.159	1:51.398	78.63	3.928	13:53:31.409
12 -	34.775	48.526	26.005	1:49.306	80.14	1.836	13:55:20.715
13 -	34.192	49.140	25.824	1:49.156	80.25	1.686	13:57:09.871

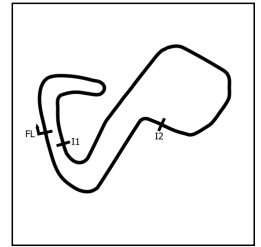
P20		28 2		Andy BAKER		Porsche Boxster S	
IDEAL LAP TIME : 1:46.305		BEST LAP TIME : 1:47.002		DIFFERENCE : 0.697			
LAP	SECTOR 1	SECTOR 2	SECTOR 3	LAP TIME	MPH	DIFF	TIME OF DAY
1 -		51.626	25.874	2:03.352	71.01	16.350	13:33:09.976
2 -	35.655	51.051	26.052	1:52.758	77.68	5.756	13:35:02.734
3 -	33.701	48.133	25.468	1:47.302 (3)	81.63	0.300	13:36:50.036
4 -	<b>33.476</b>	<b>47.437</b>	26.089	<b>1:47.002 (1)</b>	<b>81.86</b>		<b>13:38:37.038</b>
5 -	33.717	47.896	<b>25.392</b>	1:47.005 (2)	81.86	0.003	13:40:24.043
6 -	33.816	49.460	25.929	1:49.205	80.21	2.203	13:42:13.248
7 -	34.948	57.536	28.587	2:01.071	72.35	14.069	13:44:14.319
8 -	37.553	55.467	41.803	2:14.823	64.97	27.821	13:46:29.142
9 -	1:00.631	1:21.564	37.032	2:59.227	48.87	1:12.225	13:49:28.369
10 -	42.525	59.962	28.247	2:10.734	67.00	23.732	13:51:39.103
11 -	36.294	49.548	26.193	1:52.035	78.18	5.033	13:53:31.138
12 -	35.802	49.332	26.019	1:51.153	78.80	4.151	13:55:22.291
13 -	34.496	48.710	26.062	1:49.268	80.16	2.266	13:57:11.559

P21		6 3		Mike THOMPSON		Porsche Boxster S	
IDEAL LAP TIME : 1:47.724		BEST LAP TIME : 1:48.124		DIFFERENCE : 0.400			
LAP	SECTOR 1	SECTOR 2	SECTOR 3	LAP TIME	MPH	DIFF	TIME OF DAY
1 -		52.061	26.452	2:04.602	70.30	16.478	13:33:11.226
2 -	34.538	51.237	26.226	1:52.001	78.21	3.877	13:35:03.227
3 -	34.227	48.854	<b>25.267</b>	1:48.348 (3)	80.84	0.224	13:36:51.575
4 -	34.089	<b>48.666</b>	25.558	1:48.313 (2)	80.87	0.189	13:38:39.888
5 -	<b>33.791</b>	48.806	25.527	<b>1:48.124 (1)</b>	<b>81.01</b>		<b>13:40:28.012</b>
6 -	34.230	48.863	25.811	1:48.904	80.43	0.780	13:42:16.916
7 -	34.317	56.284	29.230	1:59.831	73.10	11.707	13:44:16.747
8 -	38.289	54.024	43.402	2:15.715	64.54	27.591	13:46:32.462
9 -	59.777	1:21.033	36.748	2:57.558	49.33	1:09.434	13:49:30.020
10 -	42.625	59.413	28.199	2:10.237	67.26	22.113	13:51:40.257
11 -	35.979	49.727	26.064	1:51.770	78.37	3.646	13:53:32.027
12 -	35.204	49.273	26.297	1:50.774	79.07	2.650	13:55:22.801
13 -	34.734	48.730	25.752	1:49.216	80.20	1.092	13:57:12.017



# Petro-Canada Lubricants Porsche Club Championship with Pirelli

## RACE 2 - SECTOR ANALYSIS



SECTOR 1 = FL to I1, SECTOR 2 = I1 to I2, SECTOR 3 = I2 to FL, DIFF = Difference To Personal Best Lap, P = Crossed Finish Line in Pit Lane, D = Time Disallowed

P22 22 3		Peter EVANS		Porsche Boxster S			
IDEAL LAP TIME : 1:49.094		BEST LAP TIME : 1:49.619		DIFFERENCE : 0.525			
LAP	SECTOR 1	SECTOR 2	SECTOR 3	LAP TIME	MPH	DIFF	TIME OF DAY
1 -		51.873	26.668	2:05.650	69.71	16.031	13:33:12.274
2 -	34.612	50.974	26.472	1:52.058	78.17	2.439	13:35:04.332
3 -	<b>34.222</b>	49.033	26.364	<b>1:49.619 (1)</b>	<b>79.91</b>		<b>13:36:53.951</b>
4 -	34.295	<b>48.849</b>	26.630	1:49.774 (3)	79.79	0.155	13:38:43.725
5 -	34.314	49.051	26.476	1:49.841	79.75	0.222	13:40:33.566
6 -	34.459	50.148	26.841	1:51.448	78.60	1.829	13:42:25.014
7 -	35.087	53.262	27.721	1:56.070	75.47	6.451	13:44:21.084
8 -	36.565	54.531	42.111	2:13.207	65.76	23.588	13:46:34.291
9 -	1:00.203	1:19.974	38.382	2:58.559	49.05	1:08.940	13:49:32.850
10 -	40.747	1:00.202	27.357	2:08.306	68.27	18.687	13:51:41.156
11 -	35.416	50.298	<b>26.023</b>	1:51.737	78.39	2.118	13:53:32.893
12 -	34.870	49.492	26.417	1:50.779	79.07	1.160	13:55:23.672
13 -	34.338	49.335	26.042	1:49.715 (2)	79.84	0.096	13:57:13.387

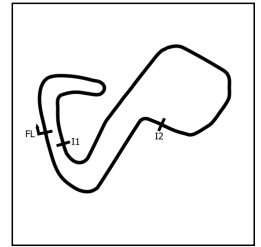
P23 46 3		Ashley WHITE		Porsche Boxster S			
IDEAL LAP TIME : 1:49.730		BEST LAP TIME : 1:50.358		DIFFERENCE : 0.628			
LAP	SECTOR 1	SECTOR 2	SECTOR 3	LAP TIME	MPH	DIFF	TIME OF DAY
1 -		51.954	26.738	2:07.824	68.53	17.466	13:33:14.448
2 -	35.615	50.528	26.813	1:52.956	77.55	2.598	13:35:07.404
3 -	35.693	49.777	<b>25.984</b>	1:51.454 (3)	78.59	1.096	13:36:58.858
4 -	36.697	50.661	26.421	1:53.779	76.98	3.421	13:38:52.637
5 -	34.768	50.424	26.517	1:51.709	78.41	1.351	13:40:44.346
6 -	35.563	50.367	26.142	1:52.072	78.16	1.714	13:42:36.418
7 -	37.754	55.038	28.710	2:01.502	72.09	11.144	13:44:37.920
8 -	37.633	55.514	28.683	2:01.830	71.90	11.472	13:46:39.750
9 -	57.711	1:19.224	37.941	2:54.876	50.09	1:04.518	13:49:34.626
10 -	41.047	1:01.098	27.444	2:09.589	67.59	19.231	13:51:44.215
11 -	35.522	50.179	26.870	1:52.571	77.81	2.213	13:53:36.786
12 -	34.757	49.532	26.069	<b>1:50.358 (1)</b>	<b>79.37</b>		<b>13:55:27.144</b>
13 -	<b>34.431</b>	<b>49.315</b>	26.984	1:50.730 (2)	79.10	0.372	13:57:17.874

P24 49 3		Steven SHORE		Porsche Boxster S			
IDEAL LAP TIME : 1:51.215		BEST LAP TIME : 1:51.215		DIFFERENCE : 0.000			
LAP	SECTOR 1	SECTOR 2	SECTOR 3	LAP TIME	MPH	DIFF	TIME OF DAY
1 -		51.678	26.952	2:06.318	69.34	15.103	13:33:12.942
2 -	35.372	51.016	26.951	1:53.339	77.28	2.124	13:35:06.281
3 -	34.743	51.120	26.564	1:52.427 (3)	77.91	1.212	13:36:58.708
4 -	34.865	50.831	26.886	1:52.582	77.80	1.367	13:38:51.290
5 -	35.170	51.145	26.529	1:52.844	77.62	1.629	13:40:44.134
6 -	35.289	50.601	26.398	1:52.288 (2)	78.01	1.073	13:42:36.422
7 -	39.204	54.122	28.595	2:01.921	71.84	10.706	13:44:38.343
8 -	37.652	55.601	28.975	2:02.228	71.66	11.013	13:46:40.571
9 -	57.778	1:19.131	37.806	2:54.715	50.13	1:03.500	13:49:35.286
10 -	41.195	1:01.011	27.219	2:09.425	67.68	18.210	13:51:44.711
11 -	36.054	51.838	26.999	1:54.891	76.24	3.676	13:53:39.602
12 -	35.422	52.228	26.506	1:54.156	76.73	2.941	13:55:33.758
13 -	<b>34.483</b>	<b>50.439</b>	<b>26.293</b>	<b>1:51.215 (1)</b>	<b>78.76</b>		<b>13:57:24.973</b>



# Petro-Canada Lubricants Porsche Club Championship with Pirelli

## RACE 2 - SECTOR ANALYSIS



SECTOR 1 = FL to I1, SECTOR 2 = I1 to I2, SECTOR 3 = I2 to FL, DIFF = Difference To Personal Best Lap, P = Crossed Finish Line in Pit Lane, D = Time Disallowed

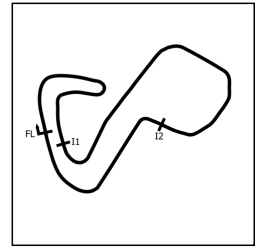
P25		20 1		John ALEXANDER		Porsche Cayman S	
IDEAL LAP TIME : 1:49.889		BEST LAP TIME : 1:50.699		DIFFERENCE : 0.810			
LAP	SECTOR 1	SECTOR 2	SECTOR 3	LAP TIME	MPH	DIFF	TIME OF DAY
1 -		53.400	25.619	2:09.008	67.90	18.309	13:33:15.632
2 -	35.235	51.443	26.000	1:52.678	77.74	1.979	13:35:08.310
3 -	35.371	51.608	<b>25.252</b>	1:52.231	78.05	1.532	13:37:00.541
4 -	<b>34.310</b>	51.070	26.255	1:51.635 (2)	78.46	0.936	13:38:52.176
5 -	34.317	<b>50.327</b>	26.055	<b>1:50.699 (1)</b>	<b>79.13</b>		<b>13:40:42.875</b>
6 -	34.590	51.195	25.982	1:51.767 (3)	78.37	1.068	13:42:34.642
7 -	<b>37.524</b>	<b>56.628</b>	<b>27.809</b>	<b>2:01.961</b>	71.82	11.262	<b>13:44:36.603</b>
8 -	37.692	55.998	28.325	2:02.015	71.79	11.316	13:46:38.618
9 -	57.427	1:20.268	37.459	2:55.154	50.01	1:04.455	13:49:33.772
10 -	41.189	1:01.424	26.954	2:09.567	67.60	18.868	13:51:43.339
11 -	37.000	51.971	26.854	1:55.825	75.62	5.126	13:53:39.164
12 -	36.346	54.746	26.394	1:57.486	74.56	6.787	13:55:36.650
13 -	35.125	51.236	26.516	1:52.877	77.60	2.178	13:57:29.527

P26		24 2		Carl HAZELTON		Porsche Boxster S	
IDEAL LAP TIME : 1:47.164		BEST LAP TIME : 1:47.634		DIFFERENCE : 0.470			
LAP	SECTOR 1	SECTOR 2	SECTOR 3	LAP TIME	MPH	DIFF	TIME OF DAY
1 -		52.425	25.757	2:02.380	71.57	14.746	13:33:09.004
2 -	33.863	48.674	<b>25.304</b>	1:47.841 (2)	81.22	0.207	13:34:56.845
3 -	<b>33.332</b>	48.671	25.631	<b>1:47.634 (1)</b>	<b>81.38</b>		<b>13:36:44.479</b>
4 -	33.851	48.560	26.556	1:48.967	80.38	1.333	13:38:33.446
5 -	33.918	<b>48.528</b>	25.737	1:48.183 (3)	80.97	0.549	13:40:21.629
6 -	33.922	49.781	26.133	1:49.836	79.75	2.202	13:42:11.465
7 -	<b>34.875</b>	<b>52.204</b>	<b>27.672</b>	<b>1:54.751</b>	76.33	7.117	<b>13:44:06.216</b>
8 -	40.371	53.946	46.600	2:20.917	62.16	33.283	13:46:27.133
9 -	1:01.650	1:21.828	36.445	2:59.923	48.68	1:12.289	13:49:27.056
10 -	42.333	1:00.844	28.624	2:11.801	66.46	24.167	13:51:38.857
11 -	38.966	51.884	28.162	1:59.012	73.60	11.378	13:53:37.869
12 -	37.125	54.045	27.405	1:58.575	73.87	10.941	13:55:36.444
13 -	36.738	52.302	27.828	1:56.868	74.95	9.234	13:57:33.312

P27		8 2		Steven MORRISON		Porsche Boxster S	
IDEAL LAP TIME : 1:46.636		BEST LAP TIME : 1:48.064		DIFFERENCE : 1.428			
LAP	SECTOR 1	SECTOR 2	SECTOR 3	LAP TIME	MPH	DIFF	TIME OF DAY
1 -		49.790	<b>25.463</b>	2:00.658	72.60	12.594	13:33:07.282
2 -	<b>33.306</b>	48.861	26.173	1:48.340 (2)	80.85	0.276	13:34:55.622
3 -	33.731	48.741	25.592	<b>1:48.064 (1)</b>	<b>81.06</b>		<b>13:36:43.686</b>
4 -	33.727	<b>47.867</b>	1:01.845	2:23.439	61.07	35.375	13:39:07.125
5 -	37.469	49.554	26.743	1:53.766	76.99	5.702	13:41:00.891
6 -	35.186	49.349	<b>29.186</b>	<b>1:53.721</b>	77.02	5.657	<b>13:42:54.612</b>
7 -	<b>44.825</b>	<b>1:27.865</b>	<b>59.493</b>	<b>3:12.183</b>	45.58	1:24.119	<b>13:46:06.795</b>
8 -	1:03.147	1:23.324	36.749	3:03.220	47.81	1:15.156	13:49:10.015
9 -	42.842	<b>57.819</b>	29.192	2:09.853	67.45	21.789	13:51:19.868
10 -	36.982	49.365	26.555	1:52.902	77.58	4.838	13:53:12.770
11 -	34.740	49.937	26.334	1:51.011	78.90	2.947	13:55:03.781
12 -	34.459	48.492	26.022	1:48.973 (3)	80.38	0.909	13:56:52.754

# Petro-Canada Lubricants Porsche Club Championship with Pirelli

## RACE 2 - SECTOR ANALYSIS



SECTOR 1 = FL to I1, SECTOR 2 = I1 to I2, SECTOR 3 = I2 to FL, DIFF = Difference To Personal Best Lap, P = Crossed Finish Line in Pit Lane, D = Time Disallowed

P28 64 2		Vince BLACKER		Porsche Boxster S			
IDEAL LAP TIME : 1:50.483		BEST LAP TIME : 1:51.382		DIFFERENCE : 0.899			
LAP	SECTOR 1	SECTOR 2	SECTOR 3	LAP TIME	MPH	DIFF	TIME OF DAY
1 -		53.594	27.303	2:12.386	66.16	21.004	13:33:19.010
2 -	35.337	51.194	27.192	1:53.723	77.02	2.341	13:35:12.733
3 -	35.099	51.762	27.086	1:53.947	76.87	2.565	13:37:06.680
4 -	34.691	50.294	28.258	1:53.243 (3)	77.35	1.861	13:38:59.923
5 -	34.613	49.806	26.963	<b>1:51.382 (1)</b>	<b>78.64</b>		<b>13:40:51.305</b>
6 -	34.502	54.797	26.891	1:56.190	75.39	4.808	13:42:47.495
7 -	43.660	1:32.330	59.634	3:15.624	44.77	1:24.242	13:46:03.119
8 -	1:03.134	1:23.772	35.135	3:02.041	48.12	1:10.659	13:49:05.160
9 -	43.766	56.946	31.284	2:11.996	66.36	20.614	13:51:17.156
10 -	37.684	55.567	27.020	2:00.271	72.83	8.889	13:53:17.427
11 -	36.980	50.234	<b>26.652</b>	1:53.866	76.93	2.484	13:55:11.293
12 -	<b>34.332</b>	<b>49.499</b>	27.885	1:51.716 (2)	78.41	0.334	13:57:03.009

P29 69 2		Jon NEWALL		Porsche Boxster S			
IDEAL LAP TIME : 1:50.854		BEST LAP TIME : 1:50.854		DIFFERENCE : 0.000			
LAP	SECTOR 1	SECTOR 2	SECTOR 3	LAP TIME	MPH	DIFF	TIME OF DAY
1 -		50.862	26.874	2:06.783	69.09	15.929	13:33:13.407
2 -	35.289	51.097	27.869	1:54.255 (3)	76.66	3.401	13:35:07.662
3 -	34.915	1:10.778	28.222	2:13.915	65.41	23.061	13:37:21.577
4 -	36.975	51.399	26.664	1:55.038	76.14	4.184	13:39:16.615
5 -	<b>34.548</b>	<b>50.097</b>	<b>26.209</b>	<b>1:50.854 (1)</b>	<b>79.02</b>		<b>13:41:07.469</b>
6 -	36.203	51.078	27.992	1:55.273	75.99	4.419	13:43:02.742
7 -	38.936	1:27.620	1:00.216	3:06.772	46.90	1:15.918	13:46:09.514
8 -	1:02.856	1:22.654	36.862	3:02.372	48.03	1:11.518	13:49:11.886
9 -	43.643	57.178	28.012	2:08.833	67.99	17.979	13:51:20.719
10 -	38.411	52.024	28.671	1:59.106	73.54	8.252	13:53:19.825
11 -	36.180	51.102	27.853	1:55.135	76.08	4.281	13:55:14.960
12 -	36.002	51.129	27.073	1:54.204 (2)	76.70	3.350	13:57:09.164

P30 12 2		Bill CALEY		Porsche Boxster S			
IDEAL LAP TIME : 1:42.852		BEST LAP TIME : 1:43.611		DIFFERENCE : 0.759			
LAP	SECTOR 1	SECTOR 2	SECTOR 3	LAP TIME	MPH	DIFF	TIME OF DAY
1 -		47.964	25.189	1:55.202	76.03	11.591	13:33:01.826
2 -	32.583	46.514	<b>25.028</b>	1:44.125 (2)	84.12	0.514	13:34:45.951
3 -	32.940	46.083	25.162	1:44.185 (3)	84.07	0.574	13:36:30.136
4 -	32.628	<b>45.821</b>	25.162	<b>1:43.611 (1)</b>	<b>84.54</b>		<b>13:38:13.747</b>
5 -	32.324	47.692	25.045	1:45.061	83.37	1.450	13:39:58.808

P31 94 2		Jesse CHAMBERLAIN		Porsche Boxster S			
IDEAL LAP TIME : 1:46.057		BEST LAP TIME : 1:57.531		DIFFERENCE : 11.474			
LAP	SECTOR 1	SECTOR 2	SECTOR 3	LAP TIME	MPH	DIFF	TIME OF DAY
1 -		49.264	<b>25.239</b>	<b>1:57.531 (1)</b>	<b>74.53</b>		<b>13:33:04.155</b>

# Petro-Canada Lubricants Porsche Club Championship with Pirelli

## RACE 2 - BEST SECTORS

SECTOR 1			SECTOR 2			SECTOR 3			IDEAL / BEST COMPARISON						
POS	NO	NAME	TIME	NO	NAME	TIME	NO	NAME	TIME	POS	NO	NAME	IDEAL	BEST	DIFF
													<b>PERFECT LAP</b>	<b>1:38.103</b>	
1	14	MCALFEER	30.915	23	CLARK	43.774	14	MCALFEER	23.414	1	14	MCALFEER	1:38.306	1:38.491	0.185
2	2	MORRIS	31.038	2	MORRIS	43.960	23	CLARK	23.469	2	23	CLARK	1:38.337	1:38.480	0.143
3	23	CLARK	31.094	14	MCALFEER	43.977	44	MCALFEER	23.585	3	2	MORRIS	1:38.596	1:38.927	0.331
4	44	MCALFEER	31.159	44	MCALFEER	44.348	2	MORRIS	23.598	4	44	MCALFEER	1:39.092	1:39.265	0.173
5	11	CALEY	31.292	11	CALEY	44.451	11	CALEY	23.654	5	11	CALEY	1:39.397	1:39.397	0.000
6	16	HARRISON	31.337	9	DYER	44.840	16	HARRISON	23.780	6	16	HARRISON	1:40.068	1:40.183	0.115
7	9	DYER	31.538	85	BAYSTON	44.840	9	DYER	23.896	7	9	DYER	1:40.274	1:40.449	0.175
8	3	ELLIS	31.573	16	HARRISON	44.951	85	BAYSTON	23.968	8	85	BAYSTON	1:40.524	1:40.831	0.307
9	17	MUGGERIDGE	31.673	3	ELLIS	45.057	3	ELLIS	24.098	9	3	ELLIS	1:40.728	1:41.010	0.282
10	25	KYLE-HENNEY	31.679	25	KYLE-HENNEY	45.457	25	KYLE-HENNEY	24.315	10	25	KYLE-HENNEY	1:41.451	1:42.072	0.621
11	85	BAYSTON	31.716	12	CALEY	45.821	17	MUGGERIDGE	24.398	11	99	STYRIN	1:42.221	1:42.527	0.306
12	99	STYRIN	31.800	99	STYRIN	45.871	45	SEAGRAVE	24.419	12	33	MOLYNEAUX	1:42.340	1:42.641	0.301
13	33	MOLYNEAUX	31.909	33	MOLYNEAUX	45.932	33	MOLYNEAUX	24.499	13	17	MUGGERIDGE	1:42.469	1:42.799	0.330
14	12	CALEY	32.003	45	SEAGRAVE	46.199	99	STYRIN	24.550	14	45	SEAGRAVE	1:42.779	1:42.975	0.196
15	88	SIMPSON	32.111	17	MUGGERIDGE	46.398	32	HESLOP	25.011	15	12	CALEY	1:42.852	1:43.611	0.759
16	45	SEAGRAVE	32.161	32	HESLOP	47.010	12	CALEY	25.028	16	32	HESLOP	1:45.288	1:45.855	0.567
17	10	MORRIS	32.795	28	BAKER	47.437	94	CHAMBERLAIN	25.239	17	10	MORRIS	1:45.783	1:45.783	0.000
18	94	CHAMBERLAIN	33.233	94	CHAMBERLAIN	47.585	20	ALEXANDER	25.252	18	94	CHAMBERLAIN	1:46.057	1:57.531	11.474
19	32	HESLOP	33.267	10	MORRIS	47.711	6	THOMPSON	25.267	19	28	BAKER	1:46.305	1:47.002	0.697
20	8	MORRISON	33.306	78	FORBER	47.831	10	MORRIS	25.277	20	8	MORRISON	1:46.636	1:48.064	1.428
21	24	HAZELTON	33.332	8	MORRISON	47.867	24	HAZELTON	25.304	21	78	FORBER	1:46.744	1:47.067	0.323
22	78	FORBER	33.357	21	NELSON	48.049	21	NELSON	25.337	22	24	HAZELTON	1:47.164	1:47.634	0.470
23	28	BAKER	33.476	24	HAZELTON	48.528	28	BAKER	25.392	23	21	NELSON	1:47.399	1:47.470	0.071
24	6	THOMPSON	33.791	6	THOMPSON	48.666	8	MORRISON	25.463	24	6	THOMPSON	1:47.724	1:48.124	0.400
25	21	NELSON	34.013	22	EVANS	48.849	78	FORBER	25.556	25	22	EVANS	1:49.094	1:49.619	0.525
26	22	EVANS	34.222	46	WHITE	49.315	46	WHITE	25.984	26	46	WHITE	1:49.730	1:50.358	0.628
27	20	ALEXANDER	34.310	64	BLACKER	49.499	22	EVANS	26.023	27	20	ALEXANDER	1:49.889	1:50.699	0.810
28	64	BLACKER	34.332	69	NEWALL	50.097	69	NEWALL	26.209	28	64	BLACKER	1:50.483	1:51.382	0.899
29	46	WHITE	34.431	20	ALEXANDER	50.327	49	SHORE	26.293	29	69	NEWALL	1:50.854	1:50.854	0.000
30	49	SHORE	34.483	49	SHORE	50.439	64	BLACKER	26.652	30	49	SHORE	1:51.215	1:51.215	0.000
31	69	NEWALL	34.548							31	88	SIMPSON		1:42.237	

Weather / Track : Overcast / Dry

Results can be found at [www.tsl-timing.com](http://www.tsl-timing.com)

Brands Hatch GP

Circuit Length = 2.4332 miles

Start: 13:31 Flag 13:56 End: 13:57

Printed - 14:01 Saturday, 01 May 2021

# Petro-Canada Lubricants Porsche Club Championship with Pirelli

## RACE 2 - STATISTICS

**Competitors Started** 31  
**Planned Start** 2021-05-01 @ 13:15:00.000  
**Actual Start** 2021-05-01 @ 13:31:06.623  
**Finish Time** 2021-05-01 @ 13:56:16.891  
**Track Length** 2.4332mi.  
**Total Laps** 381  
**Total Distance Covered** 927.0833mi.

### Session Fastest Lap History

NO	CL	NAME	LAP TIME	TIME OF DAY	LAP	VEHICLE
23	1	Simon CLARK	<b>1:46.782</b>	13:32:53.428	1	Porsche Cayman S
23	1	Simon CLARK	<b>1:38.876</b>	13:34:32.304	2	Porsche Cayman S
23	1	Simon CLARK	<b>1:38.732</b>	13:36:11.037	3	Porsche Cayman S
23	1	Simon CLARK	<b>1:38.480</b>	13:41:07.632	6	Porsche Cayman S

### Session Leader History

NO	CL	NAME	FROM LAP	LAPS LED	DISTANCE	VEHICLE
23	1	Simon CLARK	1	13	31.63 miles	Porsche Cayman S

### Flag History

TYPE	TIME OF DAY
GREEN	13:31:06.623
SAFETY	13:42:44.632
GREEN	13:51:10.374
FINISH	13:56:16.891

### Flag Statistics

TYPE	COUNT	TOTAL LAPS	TOTAL TIME
Green	2	10	18:07.096
Red	0	0	0.000
Safety Car	1	3	8:25.742
FCY	0	0	0.000

# Petro-Canada Lubricants Porsche Club Championship with Pirelli

## RACE 2 - STATISTICS

**CLASS : 1**

11 Starters

### Fastest Lap History

NO	NAME	LAP TIME	TIME OF DAY	LAP	VEHICLE
23	Simon CLARK	1:46.782	13:32:53.428	1	Porsche Cayman S
23	Simon CLARK	1:38.876	13:34:32.304	2	Porsche Cayman S
23	Simon CLARK	1:38.732	13:36:11.037	3	Porsche Cayman S
23	Simon CLARK	1:38.480	13:41:07.632	6	Porsche Cayman S

### Leader History

NO	NAME	FROM LAP	LAPS LED	DISTANCE	VEHICLE
23	Simon CLARK	1	13	31.63 miles	Porsche Cayman S

# Petro-Canada Lubricants Porsche Club Championship with Pirelli

## RACE 2 - STATISTICS

CLASS : 2

13 Starters

### Fastest Lap History

NO	NAME	LAP TIME	TIME OF DAY	LAP	VEHICLE
99	Richard STYRIN	1:52.650	13:32:59.284	1	Porsche Boxster S
99	Richard STYRIN	1:42.885	13:34:42.169	2	Porsche Boxster S
88	Paul SIMPSON	1:42.844	13:36:29.006	3	Porsche Boxster S
99	Richard STYRIN	1:42.527	13:38:08.389	4	Porsche Boxster S
25	Matthew KYLE-HENNEY	1:42.516	13:41:36.690	6	Porsche Boxster S
88	Paul SIMPSON	1:42.237	13:41:37.648	6	Porsche Boxster S
25	Matthew KYLE-HENNEY	1:42.072	13:56:35.075	13	Porsche Boxster S

### Leader History

NO	NAME	FROM LAP	LAPS LED	DISTANCE	VEHICLE
99	Richard STYRIN	1	13	31.63 miles	Porsche Boxster S

# Petro-Canada Lubricants Porsche Club Championship with Pirelli

## RACE 2 - STATISTICS

CLASS : 3

7 Starters

### Fastest Lap History

NO	NAME	LAP TIME	TIME OF DAY	LAP	VEHICLE
32	William HESLOP	<b>2:00.404</b>	13:33:07.053	1	Porsche Boxster S
32	William HESLOP	<b>1:48.741</b>	13:34:55.794	2	Porsche Boxster S
78	Richard FORBER	<b>1:48.068</b>	13:34:58.703	2	Porsche Boxster S
32	William HESLOP	<b>1:47.653</b>	13:36:43.447	3	Porsche Boxster S
78	Richard FORBER	<b>1:47.188</b>	13:36:45.891	3	Porsche Boxster S
32	William HESLOP	<b>1:46.709</b>	13:38:30.156	4	Porsche Boxster S
32	William HESLOP	<b>1:45.890</b>	13:40:16.046	5	Porsche Boxster S
32	William HESLOP	<b>1:45.855</b>	13:42:01.901	6	Porsche Boxster S

### Leader History

NO	NAME	FROM LAP	LAPS LED	DISTANCE	VEHICLE
32	William HESLOP	1	13	31.63 miles	Porsche Boxster S

# Petro-Canada Lubricants Porsche Club Championship with Pirelli

## RACE 5 - CLASSIFICATION

POS	NO	CL	PIC NAME	ENTRY	LAPS	TIME	GAP	DIFF	MPH	BEST	ON
1	23	1	1 Simon CLARK	Porsche Cayman S	2	3:26.359			84.89	1:40.833	2
2	2	1	2 Peter MORRIS	Porsche 997 C2S	2	3:26.360	0.001	0.001	84.89	1:41.015	2
3	14	1	3 Mark MCALEER	Porsche 997 C2S	2	3:26.600	0.241	0.240	84.79	1:40.822	2
4	11	1	4 James CALEY	Porsche 997 C2S	2	3:27.096	0.737	0.496	84.59	1:40.686	2
5	44	1	5 Jake MCALEER	Porsche Cayman S	2	3:27.395	1.036	0.299	84.47	1:40.525	2
6	85	1	6 Richard BAYSTON	Porsche 996 C2	2	3:29.875	3.516	2.480	83.47	1:41.415	2
7	16	1	7 Kevin HARRISON	Porsche 996 C2	2	3:30.406	4.047	0.531	83.26	1:41.716	2
8	88	2	1 Paul SIMPSON	Porsche Boxster S	2	3:32.596	6.237	2.190	82.40	1:42.219	2
9	33	2	2 Kevin MOLYNEAUX	Porsche Boxster S	2	3:33.212	6.853	0.616	82.16	1:42.176	2
10	25	2	3 Matthew KYLE-HENNEY	Porsche Boxster S	2	3:33.442	7.083	0.230	82.08	1:42.211	2
11	17	2	4 Andy MUGGERIDGE	Porsche Boxster S	2	3:34.089	7.730	0.647	81.83	1:42.543	2
12	45	1	8 Paul SEAGRAVE	Porsche 996 C2	2	3:38.726	12.367	4.637	80.09	1:44.906	2
13	32	3	1 William HESLOP	Porsche Boxster S	2	3:39.946	13.587	1.220	79.65	1:45.174	2
14	21	3	2 Alistair NELSON	Porsche Boxster S	2	3:44.622	18.263	4.676	77.99	1:47.521	2
15	78	3	3 Richard FORBER	Porsche Boxster S	2	3:44.920	18.561	0.298	77.89	1:47.520	2
16	28	2	5 Andy BAKER	Porsche Boxster S	2	3:46.338	19.979	1.418	77.40	1:47.020	2
17	22	3	4 Peter EVANS	Porsche Boxster S	2	3:49.337	22.978	2.999	76.39	1:50.234	2
18	49	3	5 Steven SHORE	Porsche Boxster S	2	3:50.016	23.657	0.679	76.16	1:49.449	2
19	24	2	6 Carl HAZELTON	Porsche Boxster S	2	3:50.464	24.105	0.448	76.01	1:48.852	2
20	69	2	7 Jon NEWALL	Porsche Boxster S	2	3:52.028	25.669	1.564	75.50	1:49.003	2
21	20	1	9 John ALEXANDER	Porsche Cayman S	2	3:53.506	27.147	1.478	75.02	1:49.338	2
22	8	2	8 Steven MORRISON	Porsche Boxster S	2	3:54.248	27.889	0.742	74.79	1:49.349	2

### NOT CLASSIFIED

DNF	46	3	Ashley WHITE	Porsche Boxster S	1	2:02.686	1 Lap	1 Lap	71.40	2:02.686	1
DNF	9	1	Chris DYER	Porsche Cayman S	0						
DNF	99	2	Richard STYRIN	Porsche Boxster S	0						
DNF	3	1	Richard ELLIS	Porsche 996 C2	0						
DNF	6	3	Mike THOMPSON	Porsche Boxster S	0						
DNF	10	2	Julian MORRIS	Porsche Boxster S	0						
DNF	12	2	Bill CALEY	Porsche Boxster S	0						
DNF	94	2	Jesse CHAMBERLAIN	Porsche Boxster S	0						
	64	2	Vince BLACKER	Porsche Boxster S							

### FASTEST LAP

44	1	Jake MCALEER	Porsche Cayman S	2	1:40.525	87.14 mph	140.23 kph
33	2	Kevin MOLYNEAUX	Porsche Boxster S	2	1:42.176	85.73 mph	137.97 kph
32	3	William HESLOP	Porsche Boxster S	2	1:45.174	83.28 mph	134.04 kph

Car 64 not running at the showing of the red flag.

Weather / Track : Bright / Dry

These results are provisional until the conclusion of any judicial and technical matters.

Brands Hatch GP: 2.4332 miles

Race Distance: 2 Laps / 4.86 miles

Start: 15:56 Flag 15:59 End: 16:00

Clerk Of Course : Simon Gnana-Pragasam	Stewards :	Timekeeper : Nick Palmer
--	------------	--------------------------



# Petro-Canada Lubricants Porsche Club Championship with Pirelli

## RACE 5 - LAP CHART

LAP 1 @ 15:57:56.785			LAP 2 @ 15:59:37.799		
NO	BEHIND	LAP TIME	NO	BEHIND	LAP TIME
2		1:45.345	23		1:40.833
23	0.181	1:45.526	2	0.001	1:41.015
14	0.433	1:45.778	14	0.241	1:40.822
11	1.065	1:46.410	11	0.737	1:40.686
44	1.525	1:46.870	44	1.036	1:40.525
85	3.115	1:48.460	85	3.516	1:41.415
16	3.345	1:48.690	16	4.047	1:41.716
88	5.032	1:50.377	88	6.237	1:42.219
33	5.691	1:51.036	33	6.853	1:42.176
25	5.886	1:51.231	25	7.083	1:42.211
17	6.201	1:51.546	17	7.730	1:42.543
45	8.475	1:53.820	45	12.367	1:44.906
32	9.427	1:54.772	32	13.587	1:45.174
21	11.756	1:57.101	21	18.263	1:47.521
78	12.055	1:57.400	78	18.561	1:47.520
22	13.758	1:59.103	28	19.979	1:47.020
28	13.973	1:59.318	22	22.978	1:50.234
49	15.222	2:00.567	49	23.657	1:49.449
24	16.267	2:01.612	24	24.105	1:48.852
46	17.341	2:02.686	69	25.669	1:49.003
69	17.680	2:03.025	20	27.147	1:49.338
20	18.823	2:04.168	8	27.889	1:49.349
8	19.554	2:04.899			

Weather / Track : Bright / Dry

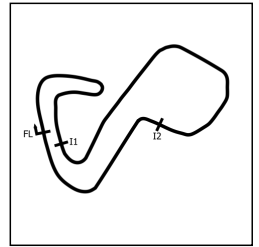
Results can be found at [www.tsl-timing.com](http://www.tsl-timing.com)

Brands Hatch GP  
Circuit Length = 2.4332 miles  
Start: 15:56 Flag 15:59 End: 16:00

Printed - 16:10 Saturday, 01 May 2021

# Petro-Canada Lubricants Porsche Club Championship with Pirelli

## RACE 5 - SECTOR ANALYSIS



SECTOR 1 = FL to I1, SECTOR 2 = I1 to I2, SECTOR 3 = I2 to FL, DIFF = Difference To Personal Best Lap, P = Crossed Finish Line in Pit Lane, D = Time Disallowed

<b>P1</b>	<b>23</b>	<b>1</b>	<b>Simon CLARK</b>	Porsche Cayman S			
IDEAL LAP TIME : 1:40.494		BEST LAP TIME : 1:40.833		DIFFERENCE : 0.339			
LAP	SECTOR 1	SECTOR 2	SECTOR 3	LAP TIME	MPH	DIFF	TIME OF DAY
1 -		<b>44.652</b>	<b>23.795</b>	1:45.526 (2)	83.01	4.693	15:57:56.966
2 -	<b>32.047</b>	44.741	24.045	<b>1:40.833 (1)</b>	<b>86.87</b>		<b>15:59:37.799</b>

<b>P2</b>	<b>2</b>	<b>1</b>	<b>Peter MORRIS</b>	Porsche 997 C2S			
IDEAL LAP TIME : 1:40.225		BEST LAP TIME : 1:41.015		DIFFERENCE : 0.790			
LAP	SECTOR 1	SECTOR 2	SECTOR 3	LAP TIME	MPH	DIFF	TIME OF DAY
1 -		<b>44.573</b>	<b>23.922</b>	1:45.345 (2)	83.15	4.330	15:57:56.785
2 -	<b>31.730</b>	45.008	24.277	<b>1:41.015 (1)</b>	<b>86.71</b>		<b>15:59:37.800</b>

<b>P3</b>	<b>14</b>	<b>1</b>	<b>Mark MCALEER</b>	Porsche 997 C2S			
IDEAL LAP TIME : 1:40.310		BEST LAP TIME : 1:40.822		DIFFERENCE : 0.512			
LAP	SECTOR 1	SECTOR 2	SECTOR 3	LAP TIME	MPH	DIFF	TIME OF DAY
1 -		<b>44.743</b>	<b>23.609</b>	1:45.778 (2)	82.81	4.956	15:57:57.218
2 -	<b>31.958</b>	45.112	23.752	<b>1:40.822 (1)</b>	<b>86.88</b>		<b>15:59:38.040</b>

<b>P4</b>	<b>11</b>	<b>1</b>	<b>James CALEY</b>	Porsche 997 C2S			
IDEAL LAP TIME : 1:40.348		BEST LAP TIME : 1:40.686		DIFFERENCE : 0.338			
LAP	SECTOR 1	SECTOR 2	SECTOR 3	LAP TIME	MPH	DIFF	TIME OF DAY
1 -		45.147	<b>23.549</b>	1:46.410 (2)	82.32	5.724	15:57:57.850
2 -	<b>31.703</b>	<b>45.096</b>	23.887	<b>1:40.686 (1)</b>	<b>87.00</b>		<b>15:59:38.536</b>

<b>P5</b>	<b>44</b>	<b>1</b>	<b>Jake MCALEER</b>	Porsche Cayman S			
IDEAL LAP TIME : 1:40.254		BEST LAP TIME : 1:40.525		DIFFERENCE : 0.271			
LAP	SECTOR 1	SECTOR 2	SECTOR 3	LAP TIME	MPH	DIFF	TIME OF DAY
1 -		<b>44.934</b>	<b>23.708</b>	1:46.870 (2)	81.96	6.345	15:57:58.310
2 -	<b>31.612</b>	45.101	23.812	<b>1:40.525 (1)</b>	<b>87.14</b>		<b>15:59:38.835</b>

<b>P6</b>	<b>85</b>	<b>1</b>	<b>Richard BAYSTON</b>	Porsche 996 C2			
IDEAL LAP TIME : 1:41.353		BEST LAP TIME : 1:41.415		DIFFERENCE : 0.062			
LAP	SECTOR 1	SECTOR 2	SECTOR 3	LAP TIME	MPH	DIFF	TIME OF DAY
1 -		46.016	<b>23.904</b>	1:48.460 (2)	80.76	7.045	15:57:59.900
2 -	<b>32.001</b>	<b>45.448</b>	23.966	<b>1:41.415 (1)</b>	<b>86.37</b>		<b>15:59:41.315</b>

<b>P7</b>	<b>16</b>	<b>1</b>	<b>Kevin HARRISON</b>	Porsche 996 C2			
IDEAL LAP TIME : 1:41.406		BEST LAP TIME : 1:41.716		DIFFERENCE : 0.310			
LAP	SECTOR 1	SECTOR 2	SECTOR 3	LAP TIME	MPH	DIFF	TIME OF DAY
1 -		45.525	<b>23.839</b>	1:48.690 (2)	80.59	6.974	15:58:00.130
2 -	<b>32.293</b>	<b>45.274</b>	24.149	<b>1:41.716 (1)</b>	<b>86.12</b>		<b>15:59:41.846</b>

<b>P8</b>	<b>88</b>	<b>2</b>	<b>Paul SIMPSON</b>	Porsche Boxster S			
IDEAL LAP TIME :		BEST LAP TIME : 1:42.219		DIFFERENCE :			
LAP	SECTOR 1	SECTOR 2	SECTOR 3	LAP TIME	MPH	DIFF	TIME OF DAY
1 -				1:50.377 (2)	79.36	8.158	15:58:01.817
2 -	<b>32.144</b>			<b>1:42.219 (1)</b>	<b>85.69</b>		<b>15:59:44.036</b>

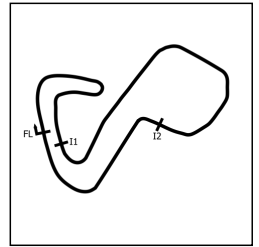
<b>P9</b>	<b>33</b>	<b>2</b>	<b>Kevin MOLYNEAUX</b>	Porsche Boxster S			
IDEAL LAP TIME : 1:42.176		BEST LAP TIME : 1:42.176		DIFFERENCE : 0.000			
LAP	SECTOR 1	SECTOR 2	SECTOR 3	LAP TIME	MPH	DIFF	TIME OF DAY
1 -		46.702	24.277	1:51.036 (2)	78.89	8.860	15:58:02.476
2 -	<b>32.017</b>	<b>45.883</b>	<b>24.276</b>	<b>1:42.176 (1)</b>	<b>85.73</b>		<b>15:59:44.652</b>

Weather / Track : Bright / Dry

Brands Hatch GP  
Circuit Length = 2.4332 miles  
Start: 15:56 Flag 15:59 End: 16:00

# Petro-Canada Lubricants Porsche Club Championship with Pirelli

## RACE 5 - SECTOR ANALYSIS



SECTOR 1 = FL to I1, SECTOR 2 = I1 to I2, SECTOR 3 = I2 to FL, DIFF = Difference To Personal Best Lap, P = Crossed Finish Line in Pit Lane, D = Time Disallowed

<b>P10</b>	<b>25</b>	<b>2</b>	<b>Matthew KYLE-HENNEY</b>	Porsche Boxster S			
IDEAL LAP TIME : 1:42.211		BEST LAP TIME : 1:42.211		DIFFERENCE : 0.000			
LAP	SECTOR 1	SECTOR 2	SECTOR 3	LAP TIME	MPH	DIFF	TIME OF DAY
1 -		46.528	24.174	1:51.231 (2)	78.75	9.020	15:58:02.671
2 -	<b>32.019</b>	<b>46.071</b>	<b>24.121</b>	<b>1:42.211 (1)</b>	<b>85.70</b>		<b>15:59:44.882</b>

<b>P11</b>	<b>17</b>	<b>2</b>	<b>Andy MUGGERIDGE</b>	Porsche Boxster S			
IDEAL LAP TIME : 1:42.303		BEST LAP TIME : 1:42.543		DIFFERENCE : 0.240			
LAP	SECTOR 1	SECTOR 2	SECTOR 3	LAP TIME	MPH	DIFF	TIME OF DAY
1 -		46.260	<b>24.112</b>	1:51.546 (2)	78.53	9.003	15:58:02.986
2 -	<b>32.017</b>	<b>46.174</b>	24.352	<b>1:42.543 (1)</b>	<b>85.42</b>		<b>15:59:45.529</b>

<b>P12</b>	<b>45</b>	<b>1</b>	<b>Paul SEGRAVE</b>	Porsche 996 C2			
IDEAL LAP TIME : 1:44.715		BEST LAP TIME : 1:44.906		DIFFERENCE : 0.191			
LAP	SECTOR 1	SECTOR 2	SECTOR 3	LAP TIME	MPH	DIFF	TIME OF DAY
1 -		47.532	<b>24.596</b>	1:53.820 (2)	76.96	8.914	15:58:05.260
2 -	<b>32.713</b>	<b>47.406</b>	24.787	<b>1:44.906 (1)</b>	<b>83.50</b>		<b>15:59:50.166</b>

<b>P13</b>	<b>32</b>	<b>3</b>	<b>William HESLOP</b>	Porsche Boxster S			
IDEAL LAP TIME : 1:45.174		BEST LAP TIME : 1:45.174		DIFFERENCE : 0.000			
LAP	SECTOR 1	SECTOR 2	SECTOR 3	LAP TIME	MPH	DIFF	TIME OF DAY
1 -		47.414	25.230	1:54.772 (2)	76.32	9.598	15:58:06.212
2 -	<b>33.411</b>	<b>46.688</b>	<b>25.075</b>	<b>1:45.174 (1)</b>	<b>83.28</b>		<b>15:59:51.386</b>

<b>P14</b>	<b>21</b>	<b>3</b>	<b>Alistair NELSON</b>	Porsche Boxster S			
IDEAL LAP TIME : 1:47.506		BEST LAP TIME : 1:47.521		DIFFERENCE : 0.015			
LAP	SECTOR 1	SECTOR 2	SECTOR 3	LAP TIME	MPH	DIFF	TIME OF DAY
1 -		<b>48.346</b>	25.704	1:57.101 (2)	74.80	9.580	15:58:08.541
2 -	<b>33.645</b>	48.361	<b>25.515</b>	<b>1:47.521 (1)</b>	<b>81.47</b>		<b>15:59:56.062</b>

<b>P15</b>	<b>78</b>	<b>3</b>	<b>Richard FORBER</b>	Porsche Boxster S			
IDEAL LAP TIME : 1:47.520		BEST LAP TIME : 1:47.520		DIFFERENCE : 0.000			
LAP	SECTOR 1	SECTOR 2	SECTOR 3	LAP TIME	MPH	DIFF	TIME OF DAY
1 -		48.539	25.635	1:57.400 (2)	74.61	9.880	15:58:08.840
2 -	<b>33.586</b>	<b>48.327</b>	<b>25.607</b>	<b>1:47.520 (1)</b>	<b>81.47</b>		<b>15:59:56.360</b>

<b>P16</b>	<b>28</b>	<b>2</b>	<b>Andy BAKER</b>	Porsche Boxster S			
IDEAL LAP TIME : 1:47.020		BEST LAP TIME : 1:47.020		DIFFERENCE : 0.000			
LAP	SECTOR 1	SECTOR 2	SECTOR 3	LAP TIME	MPH	DIFF	TIME OF DAY
1 -		49.409	25.976	1:59.318 (2)	73.41	12.298	15:58:10.758
2 -	<b>34.373</b>	<b>47.161</b>	<b>25.486</b>	<b>1:47.020 (1)</b>	<b>81.85</b>		<b>15:59:57.778</b>

<b>P17</b>	<b>22</b>	<b>3</b>	<b>Peter EVANS</b>	Porsche Boxster S			
IDEAL LAP TIME : 1:49.938		BEST LAP TIME : 1:50.234		DIFFERENCE : 0.296			
LAP	SECTOR 1	SECTOR 2	SECTOR 3	LAP TIME	MPH	DIFF	TIME OF DAY
1 -		<b>49.387</b>	<b>26.113</b>	1:59.103 (2)	73.54	8.869	15:58:10.543
2 -	<b>34.438</b>	49.616	26.180	<b>1:50.234 (1)</b>	<b>79.46</b>		<b>16:00:00.777</b>

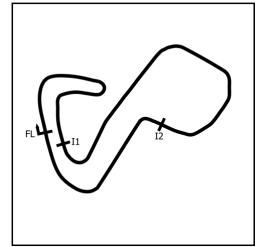
<b>P18</b>	<b>49</b>	<b>3</b>	<b>Steven SHORE</b>	Porsche Boxster S			
IDEAL LAP TIME : 1:49.449		BEST LAP TIME : 1:49.449		DIFFERENCE : 0.000			
LAP	SECTOR 1	SECTOR 2	SECTOR 3	LAP TIME	MPH	DIFF	TIME OF DAY
1 -		50.150	25.935	2:00.567 (2)	72.65	11.118	15:58:12.007
2 -	<b>34.062</b>	<b>49.462</b>	<b>25.925</b>	<b>1:49.449 (1)</b>	<b>80.03</b>		<b>16:00:01.456</b>

Weather / Track : Bright / Dry

Brands Hatch GP  
Circuit Length = 2.4332 miles  
Start: 15:56 Flag 15:59 End: 16:00

# Petro-Canada Lubricants Porsche Club Championship with Pirelli

## RACE 5 - SECTOR ANALYSIS



SECTOR 1 = FL to I1, SECTOR 2 = I1 to I2, SECTOR 3 = I2 to FL, DIFF = Difference To Personal Best Lap, P = Crossed Finish Line in Pit Lane, D = Time Disallowed

LAP	SECTOR 1	SECTOR 2	SECTOR 3	LAP TIME	MPH	DIFF	TIME OF DAY
<b>P19 24 2 Carl HAZELTON</b> Porsche Boxster S IDEAL LAP TIME : 1:48.852 BEST LAP TIME : 1:48.852 DIFFERENCE : 0.000							
1 -		50.024	26.278	2:01.612 (2)	72.03	12.760	15:58:13.052
2 -	<b>33.692</b>	<b>49.239</b>	<b>25.921</b>	<b>1:48.852 (1)</b>	<b>80.47</b>		<b>16:00:01.904</b>
<b>P20 69 2 Jon NEWALL</b> Porsche Boxster S IDEAL LAP TIME : 1:49.003 BEST LAP TIME : 1:49.003 DIFFERENCE : 0.000							
1 -		50.571	26.735	2:03.025 (2)	71.20	14.022	15:58:14.465
2 -	<b>34.019</b>	<b>49.247</b>	<b>25.737</b>	<b>1:49.003 (1)</b>	<b>80.36</b>		<b>16:00:03.468</b>
<b>P21 20 1 John ALEXANDER</b> Porsche Cayman S IDEAL LAP TIME : 1:49.338 BEST LAP TIME : 1:49.338 DIFFERENCE : 0.000							
1 -		51.175	25.386	2:04.168 (2)	70.54	14.830	15:58:15.608
2 -	<b>34.752</b>	<b>49.260</b>	<b>25.326</b>	<b>1:49.338 (1)</b>	<b>80.11</b>		<b>16:00:04.946</b>
<b>P22 8 2 Steven MORRISON</b> Porsche Boxster S IDEAL LAP TIME : 1:49.349 BEST LAP TIME : 1:49.349 DIFFERENCE : 0.000							
1 -		50.788	25.812	2:04.899 (2)	70.13	15.550	15:58:16.339
2 -	<b>34.479</b>	<b>49.067</b>	<b>25.803</b>	<b>1:49.349 (1)</b>	<b>80.10</b>		<b>16:00:05.688</b>
<b>P23 46 3 Ashley WHITE</b> Porsche Boxster S IDEAL LAP TIME : 1:52.723 BEST LAP TIME : 2:02.686 DIFFERENCE : 9.963							
1 -		50.327	27.626	2:02.686 (1)	71.40		15:58:14.126

# Petro-Canada Lubricants Porsche Club Championship with Pirelli

## RACE 5 - BEST SECTORS

SECTOR 1			SECTOR 2			SECTOR 3			IDEAL / BEST COMPARISON						
POS	NO	NAME	TIME	NO	NAME	TIME	NO	NAME	TIME	POS	NO	NAME	IDEAL	BEST	DIFF
													<b>PERFECT LAP</b>	<b>1:39.734</b>	
1	44	MCALÉER	31.612	2	MORRIS	44.573	11	CALEY	23.549	1	2	MORRIS	1:40.225	1:41.015	0.790
2	11	CALEY	31.703	23	CLARK	44.652	14	MCALÉER	23.609	2	44	MCALÉER	1:40.254	1:40.525	0.271
3	2	MORRIS	31.730	14	MCALÉER	44.743	44	MCALÉER	23.708	3	14	MCALÉER	1:40.310	1:40.822	0.512
4	14	MCALÉER	31.958	44	MCALÉER	44.934	23	CLARK	23.795	4	11	CALEY	1:40.348	1:40.686	0.338
5	85	BAYSTON	32.001	11	CALEY	45.096	16	HARRISON	23.839	5	23	CLARK	1:40.494	1:40.833	0.339
6	33	MOLYNEAUX	32.017	16	HARRISON	45.274	85	BAYSTON	23.904	6	85	BAYSTON	1:41.353	1:41.415	0.062
7	17	MUGGERIDGE	32.017	85	BAYSTON	45.448	2	MORRIS	23.922	7	16	HARRISON	1:41.406	1:41.716	0.310
8	25	KYLE-HENNEY	32.019	33	MOLYNEAUX	45.883	17	MUGGERIDGE	24.112	8	33	MOLYNEAUX	1:42.176	1:42.176	0.000
9	23	CLARK	32.047	25	KYLE-HENNEY	46.071	25	KYLE-HENNEY	24.121	9	25	KYLE-HENNEY	1:42.211	1:42.211	0.000
10	88	SIMPSON	32.144	17	MUGGERIDGE	46.174	33	MOLYNEAUX	24.276	10	17	MUGGERIDGE	1:42.303	1:42.543	0.240
11	16	HARRISON	32.293	32	HESLOP	46.688	45	SEAGRAVE	24.596	11	45	SEAGRAVE	1:44.715	1:44.906	0.191
12	45	SEAGRAVE	32.713	28	BAKER	47.161	32	HESLOP	25.075	12	32	HESLOP	1:45.174	1:45.174	0.000
13	32	HESLOP	33.411	45	SEAGRAVE	47.406	20	ALEXANDER	25.326	13	28	BAKER	1:47.020	1:47.020	0.000
14	78	FORBER	33.586	78	FORBER	48.327	28	BAKER	25.486	14	21	NELSON	1:47.506	1:47.521	0.015
15	21	NELSON	33.645	21	NELSON	48.346	21	NELSON	25.515	15	78	FORBER	1:47.520	1:47.520	0.000
16	24	HAZELTON	33.692	8	MORRISON	49.067	78	FORBER	25.607	16	24	HAZELTON	1:48.852	1:48.852	0.000
17	69	NEWALL	34.019	24	HAZELTON	49.239	69	NEWALL	25.737	17	69	NEWALL	1:49.003	1:49.003	0.000
18	49	SHORE	34.062	69	NEWALL	49.247	8	MORRISON	25.803	18	20	ALEXANDER	1:49.338	1:49.338	0.000
19	28	BAKER	34.373	20	ALEXANDER	49.260	24	HAZELTON	25.921	19	8	MORRISON	1:49.349	1:49.349	0.000
20	22	EVANS	34.438	22	EVANS	49.387	49	SHORE	25.925	20	49	SHORE	1:49.449	1:49.449	0.000
21	8	MORRISON	34.479	49	SHORE	49.462	22	EVANS	26.113	21	22	EVANS	1:49.938	1:50.234	0.296
22	20	ALEXANDER	34.752	46	WHITE	50.327	46	WHITE	27.626	22	46	WHITE	1:52.723	2:02.686	9.963
23	46	WHITE	34.770							23	88	SIMPSON		1:42.219	
24															
25															
26															
27															
28															
29															
30															
31															

Weather / Track : Bright / Dry

Results can be found at [www.tsl-timing.com](http://www.tsl-timing.com)

Brands Hatch GP  
 Circuit Length = 2.4332 miles  
 Start: 15:56 Flag 15:59 End: 16:00

Printed - 16:10 Saturday, 01 May 2021

# Petro-Canada Lubricants Porsche Club Championship with Pirelli

## RACE 5 - STATISTICS

**Competitors Started** 25  
**Planned Start** 2021-05-01 @ 15:50:00.000  
**Actual Start** 2021-05-01 @ 15:56:11.439  
**Finish Time** 2021-05-01 @ 15:59:37.798  
**Track Length** 2.4332mi.  
**Total Laps** 45  
**Total Distance Covered** 109.4980mi.

### Session Fastest Lap History

NO	CL	NAME	LAP TIME	TIME OF DAY	LAP	VEHICLE
2	1	Peter MORRIS	1:45.345	15:57:56.793	1	Porsche 997 C2S
23	1	Simon CLARK	1:40.833	15:59:37.799	2	Porsche Cayman S
14	1	Mark MCALEER	1:40.822	15:59:38.063	2	Porsche 997 C2S
11	1	James CALEY	1:40.686	15:59:38.557	2	Porsche 997 C2S
44	1	Jake MCALEER	1:40.525	15:59:38.855	2	Porsche Cayman S

### Session Leader History

NO	CL	NAME	FROM LAP	LAPS LED	DISTANCE	VEHICLE
2	1	Peter MORRIS	1	1	2.43 miles	Porsche 997 C2S
23	1	Simon CLARK	2	1	2.43 miles	Porsche Cayman S

### Flag History

TYPE	TIME OF DAY
GREEN	15:56:11.439
FINISH	15:59:37.798

### Flag Statistics

TYPE	COUNT	TOTAL LAPS	TOTAL TIME
Green	1	2	0.000
Red	0	0	0.000
Safety Car	0	0	0.000
FCY	0	0	0.000

Weather / Track : Bright / Dry

Results can be found at [www.tsl-timing.com](http://www.tsl-timing.com)

Page 1 of 4

Brands Hatch GP  
Circuit Length = 2.4332 miles  
Start: 15:56 Flag 15:59 End: 16:00

Printed - 16:10 Saturday, 01 May 2021

# Petro-Canada Lubricants Porsche Club Championship with Pirelli

## RACE 5 - STATISTICS

CLASS : 1

10 Starters

### Fastest Lap History

NO	NAME	LAP TIME	TIME OF DAY	LAP	VEHICLE
2	Peter MORRIS	1:45.345	15:57:56.793	1	Porsche 997 C2S
23	Simon CLARK	1:40.833	15:59:37.799	2	Porsche Cayman S
14	Mark MCALEER	1:40.822	15:59:38.063	2	Porsche 997 C2S
11	James CALEY	1:40.686	15:59:38.557	2	Porsche 997 C2S
44	Jake MCALEER	1:40.525	15:59:38.855	2	Porsche Cayman S

### Leader History

NO	NAME	FROM LAP	LAPS LED	DISTANCE	VEHICLE
2	Peter MORRIS	1	1	2.43 miles	Porsche 997 C2S
23	Simon CLARK	2	1	2.43 miles	Porsche Cayman S

Weather / Track : Bright / Dry

Results can be found at [www.tsl-timing.com](http://www.tsl-timing.com)

Page 2 of 4

Brands Hatch GP  
Circuit Length = 2.4332 miles  
Start: 15:56 Flag 15:59 End: 16:00

Printed - 16:10 Saturday, 01 May 2021

# Petro-Canada Lubricants Porsche Club Championship with Pirelli

## RACE 5 - STATISTICS

**CLASS : 2**

9 Starters

### Fastest Lap History

NO	NAME	LAP TIME	TIME OF DAY	LAP	VEHICLE
88	Paul SIMPSON	1:50.377	15:58:01.822	1	Porsche Boxster S
88	Paul SIMPSON	1:42.219	15:59:44.043	2	Porsche Boxster S
33	Kevin MOLYNEAUX	1:42.176	15:59:44.660	2	Porsche Boxster S

### Leader History

NO	NAME	FROM LAP	LAPS LED	DISTANCE	VEHICLE
88	Paul SIMPSON	1	2	4.86 miles	Porsche Boxster S



# Petro-Canada Lubricants Porsche Club Championship with Pirelli

## RACE 5 - STATISTICS

**CLASS : 3**

**6 Starters**

### Fastest Lap History

NO	NAME	LAP TIME	TIME OF DAY	LAP	VEHICLE
32	William HESLOP	1:54.772	15:58:06.236	1	Porsche Boxster S
32	William HESLOP	1:45.174	15:59:51.411	2	Porsche Boxster S

### Leader History

NO	NAME	FROM LAP	LAPS LED	DISTANCE	VEHICLE
32	William HESLOP	1	2	4.86 miles	Porsche Boxster S