Porsche Club Motorsport

PIRELLI

Porsche Club Championship

AM Porsche Club Championship

BOXSTER CUP

Silverstone GP

2nd August 2025

Results

TSL SPORTS TIMING
TIMING SOLUTIONS LTD

Silverstone GP Circuit

Silverstone, Towcester, Northamptonshire, UK

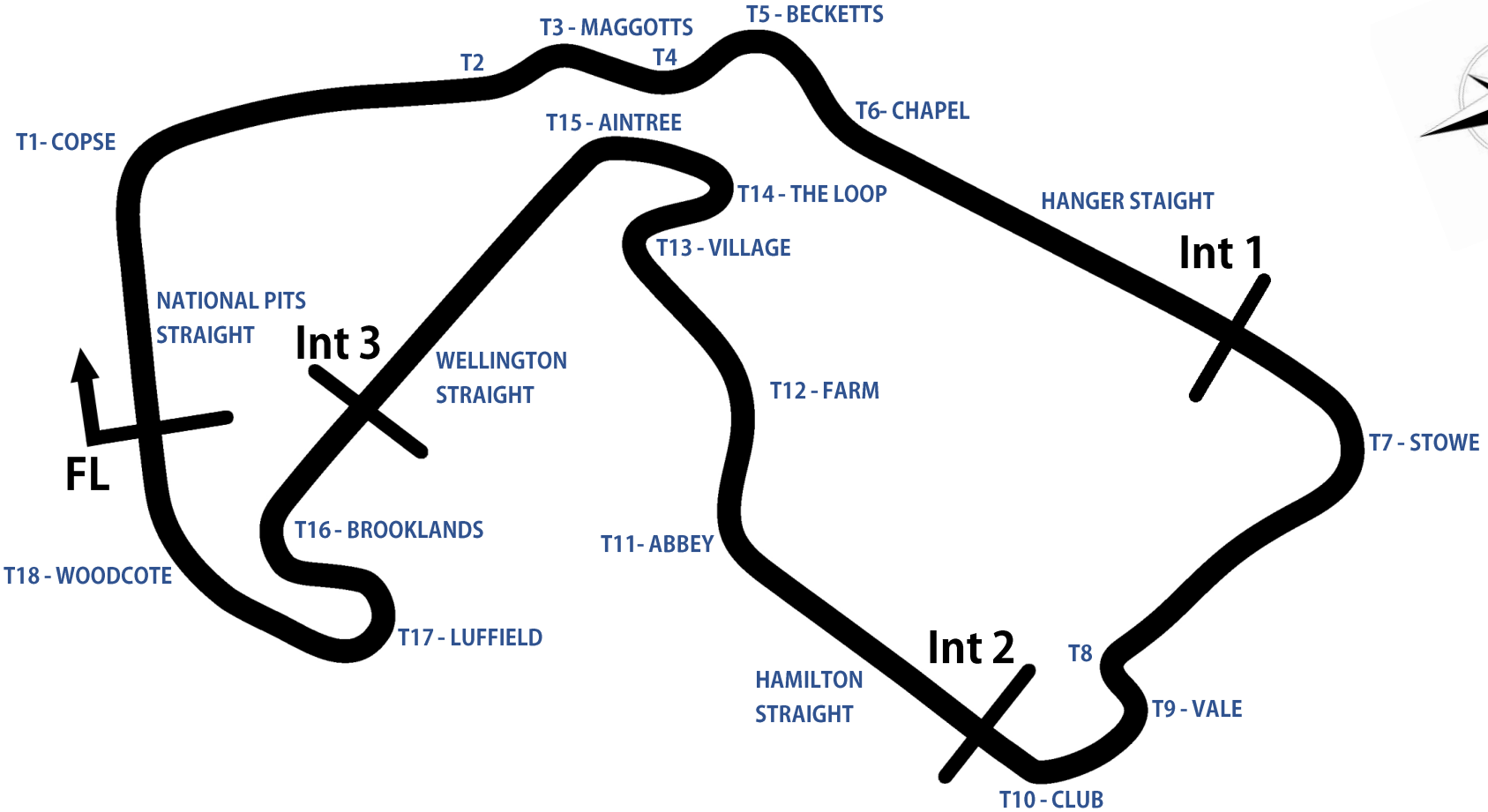

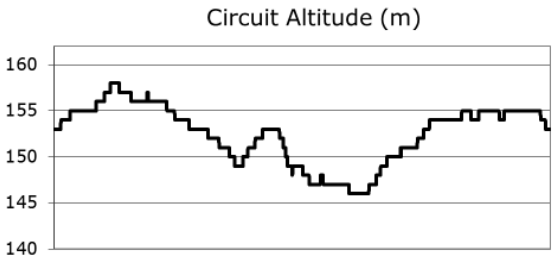

Length	3.6605 miles | 5.891 km | 5891.0 m		
FL		52.07872 N	1.01711 W
Int 1	2033m	52.06559 N	1.01486 W
Int 2	3168m	52.06826 N	1.02344 W
Int 3	4857m	52.07603 N	1.01669 W
Pit Entry	5839m	52.07859 N	1.01758 W
Pit Exit	305m after FL	52.07880 N	1.01268 W
Pit Entry - Pit Exit	336m, 24.1s @ 50kph, 20.1s @ 60kph		

Results & Live Timing available at – www.tsl-timing.com

Updated - 29/07/2025 09:33

2025 Porsche Club Motorsport Championship with Pirelli / Boxster Cup

QUALIFYING - RACE 2 - CLASSIFICATION

POS	NO	CL	PIC	NAME	ENTRY	TIME	ON	LAPS	GAP	DIFF	MPH
1	23	Club	1	Simon CLARK	997 - FormEvo Clark Racing	2:18.048	2	8			95.45
2	144	Club	2	Jake MCALEER	997 - RVR Racing with Car Tech & Care	2:18.281	3	9	0.233	0.233	95.29
3	14*	Club	3	Mark MCALEER	997 - RVR Racing with Car Tech & Care	2:20.004	5	7	1.956	1.723	94.12
4	26*	Club	4	David BURKE	Cayman S - Parr Motorsport	2:21.494	7	8	3.446	1.490	93.13
5	9*	Club	5	Chris DYER	CaymanS - STRASSE UK LTD	2:21.649	3	5	3.601	0.155	93.03
6	2	Club	6	Peter MORRIS	997 3.8s - Strasse specialise in Porsche	2:22.288	6	8	4.240	0.639	92.61
7	85	Club	7	Richard BAYSTON	996 - Selby TVR Sports & Classics Ltd	2:22.490	8	8	4.442	0.202	92.48
8	22*	Club	8	Pete EVANS	Porsche 996 - United Hygiene Solutions	2:22.924	7	8	4.876	0.434	92.20
9	43*	Club	9	Steve CHEETHAM	Cayman S - Lodge Sports Racing	2:23.228	6	7	5.180	0.304	92.00
10	74	Club	10	Jim BRYAN	997 - Jim Bryan/Goya/RPP/Bellona	2:23.803	8	8	5.755	0.575	91.63
11	55	Club	11	Stuart MARSTON	Cayman - County Classics Racing	2:24.504	6	7	6.456	0.701	91.19
12	69	AM	1	Oliver CHATHAM	Boxster S - County Classics Racing	2:24.648	7	8	6.600	0.144	91.10
13	10	Club	12	Julian MORRIS	997 - ELITE MOTORS BODYSHOP	2:25.810	7	8	7.762	1.162	90.37
14	15*	AM	2	Shiraz KHAN	Boxster S - Khanage Racing / Supatune Motorsport	2:25.908	8	8	7.860	0.098	90.31
15	44	AM	3	Andrew PORTER	Boxster S - Coney Sport	2:26.329	7	8	8.281	0.421	90.05
16	52*	AM	4	Darren LABBETT	Boxster S - Woods Foodservice Limited	2:26.570	7	8	8.522	0.241	89.90
17	53	AM	5	Wayne GREGORY	Boxster S - Woods Foodservice Limited	2:26.804	7	8	8.756	0.234	89.76
18	5	AM	6	Brian RICHARDSON	Boxster S - Rindt Vehicle Design Ltd	2:27.157	6	6	9.109	0.353	89.54
19	123	Box	1	Max WATT	Boxster S 3.2 - Greatworth Classics	2:27.212	6	8	9.164	0.055	89.51
20	126	Box	2	Ethan HALL	Boxster S 3.2 - Classic FX Porsche	2:27.627	2	3	9.579	0.415	89.26
21	77	AM	7	Tom ANDREW	Boxster S - Mint MSport	2:27.793	7	8	9.745	0.166	89.16
22	33*	AM	8	Jess WILKINSON	Boxster S - Bradley Performance	2:27.923	8	8	9.875	0.130	89.08
23	171	Box	3	Vince BREWER	Boxster S 3.2 - Porsche Bournemouth	2:28.355	6	8	10.307	0.432	88.82
24	8*	Box	4	Bertie BREAM	Boxster S 3.2 - Bertie Bream/Supatune Motorsport/Tam	2:28.400	7	8	10.352	0.045	88.79
25	66*	AM	9	Julian DYE	Boxster S - Montrose Developments	2:29.282	7	8	11.234	0.882	88.27
26	17	AM	10	David WATT	Boxster S - Watt Motor Sport	2:29.415	3	4	11.367	0.133	88.19
27	96*	Box	5	Charlie DYE	Boxster S 3.2 - Montrose Racing	2:29.921	8	8	11.873	0.506	87.89
28	81	Box	6	Perry DARLING	Boxster S 3.2 - Perry Darling	2:30.007	6	7	11.959	0.086	87.84
29	6*	Box	7	Mike THOMPSON	Boxster S 3.2 - Project 7 Racing	2:30.668	7	8	12.620	0.661	87.46
30	13	Box	8	Brenden HAFFNER	Boxster S 3.2 - Supatune	2:30.819	6	8	12.771	0.151	87.37
31	56	AM	11	Jason BROWN	Boxster S - ignite automotive	2:31.270	4	4	13.222	0.451	87.11
32	27*	Box	9	Barrington DARCY	Boxster S 3.2 - FaFi B	2:31.447	8	8	13.399	0.177	87.01
33	46	Box	10	Matt GOUGH	Boxster S 3.2 - Porsche Centre Nottingham	2:31.638	6	8	13.590	0.191	86.90
34	86	Box	11	Ben GREWCOCK	Boxster S 3.2 - Porsche Bournemouth	2:31.685	6	8	13.637	0.047	86.87
35	88*	AM	12	Andreas GEORGIOU	Boxster S - Bradley Performance	2:31.725	2	8	13.677	0.040	86.85
36	20	Box	12	Faye NOBLE-EVANS	Boxster S 3.2 - United Hygiene Solutions	2:31.860	7	8	13.812	0.135	86.77
37	51*	Box	13	Stuart WARNER	Boxster S 3.2 - Supatune	2:32.055	6	7	14.007	0.195	86.66
38	3*	Box	14	Matthew SHEARS	Boxster S 3.2 - Matt Shears/ Autofarm / UP3	2:32.644	7	7	14.596	0.589	86.33
39	68	Box	15	Martin MASON	Boxster S 3.2 - Bahnsport	2:33.329	3	8	15.281	0.685	85.94
40	60	Box	16	Tony LEVY	Boxster S 3.2 - Supatune Motorsport	2:33.446	3	8	15.398	0.117	85.87
41	4*	AM	13	Timothy HARRINGTON	Boxster S - Bradley Performance	2:36.485	3	6	18.437	3.039	84.21
42	99	Box	17	Graham HEARD	Boxster S 3.2 - Elite Porsche	2:37.030	2	7	18.982	0.545	83.91
43	38	Box	18	Eric BRIDGES	Boxster S 3.2 - Car-Tech and Care	2:37.456	8	8	19.408	0.426	83.69
44	42	AM	14	Alan WILLIAMS	Boxster S - Elite Motors	2:40.556	6	7	22.508	3.100	82.07
45	18	Box	19	Eva NOLAN	Boxster S 3.2 - Strasse UK Ltd	2:40.974	7	7	22.926	0.418	81.86
46	64*	Box	20	David HUSSEY	Boxster S 3.2 - Rindt racing	2:41.230	6	7	23.182	0.256	81.73
47	71	Box	21	Simon DYE	Boxster S 3.2 - Privateer	2:41.348	6	6	23.300	0.118	81.67
48	91	Box	22	Adam SPENCER	Boxster S 3.2 - Supatune Motorsport	2:42.551	2	5	24.503	1.203	81.06
49	32	Club	13	Ed HAYES	Cayman - Coneysport	2:58.688	2	4	40.640	16.137	73.74

***Cars 4, 27 & 33 - please fit a working transponder before your next session - NCR Ch.12 App.6 Art.2.2**
***Cars 53, 66 & 71 - intermittent transponder signals - please rectify before your next session- NCR Ch.12 App.6 Art.2.2**
No. 3, 6, 9, 15, 22, 26, 43, 51, 52, 64, 66, 88 - 1 Lap time disallowed; exceeding track limits.
No. 4, 8, 33, 96 - 2 Lap times disallowed; exceeding track limits.
No. 14 - 3 Lap times disallowed; exceeding track limits.

Weather / Track : Cloudy / Dry
These results are provisional until the conclusion of any judicial and technical matters.

Date: 02/08/2025 Start: 09:27 Finish: 09:47
Silverstone GP: 3.6604 miles

Clerk Of Course: Andy Stevens	Timekeeper: Gethin Rees	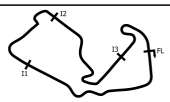

2025 Porsche Club Motorsport Championship with Pirelli / Boxster Cup

QUALIFYING - RACE 7 - 2ND FASTEST CLASSIFICATION

POS	NO	CL	PIC	NAME	ENTRY	TIME	ON	LAPS	GAP	DIFF	MPH
1	23	Club	1	Simon CLARK	997 - FormEvo Clark Racing	2:18.975	3	8			94.82
2	144	Club	2	Jake MCALEER	997 - RVR Racing with Car Tech & Care	2:19.024	7	9	0.049	0.049	94.78
3	14*	Club	3	Mark MCALEER	997 - RVR Racing with Car Tech & Care	2:22.160	6	7	3.185	3.136	92.69
4	2	Club	4	Peter MORRIS	997 3.8s - Strasse specialise in Porsche	2:22.529	2	8	3.554	0.369	92.45
5	85	Club	5	Richard BAYSTON	996 - Selby TVR Sports & Classics Ltd	2:23.052	6	8	4.077	0.523	92.11
6	26*	Club	6	David BURKE	Cayman S - Parr Motorsport	2:23.146	6	8	4.171	0.094	92.05
7	9*	Club	7	Chris DYER	CaymanS - STRASSE UK LTD	2:23.387	4	5	4.412	0.241	91.90
8	43*	Club	8	Steve CHEETHAM	Cayman S - Lodge Sports Racing	2:23.528	3	7	4.553	0.141	91.81
9	22*	Club	9	Pete EVANS	Porsche 996 - United Hygiene Solutions	2:23.636	3	8	4.661	0.108	91.74
10	74	Club	10	Jim BRYAN	997 - Jim Bryan/Goya/RPP/Bellona	2:23.955	7	8	4.980	0.319	91.54
11	55	Club	11	Stuart MARSTON	Cayman - County Classics Racing	2:24.853	5	7	5.878	0.898	90.97
12	69	AM	1	Oliver CHATHAM	Boxster S - County Classics Racing	2:24.881	6	8	5.906	0.028	90.95
13	10	Club	12	Julian MORRIS	997 - ELITE MOTORS BODYSHOP	2:25.942	3	8	6.967	1.061	90.29
14	44	AM	2	Andrew PORTER	Boxster S - Coney Sport	2:26.757	6	8	7.782	0.815	89.79
15	15*	AM	3	Shiraz KHAN	Boxster S - Khanage Racing / Supatune Motorsport	2:26.918	6	8	7.943	0.161	89.69
16	53	AM	4	Wayne GREGORY	Boxster S - Woods Foodservice Limited	2:27.025	8	8	8.050	0.107	89.62
17	52*	AM	5	Darren LABBETT	Boxster S - Woods Foodservice Limited	2:27.395	6	8	8.420	0.370	89.40
18	126	Box	1	Ethan HALL	Boxster S 3.2 - Classic FX Porsche	2:27.893	3	3	8.918	0.498	89.10
19	123	Box	2	Max WATT	Boxster S 3.2 - Greatworth Classics	2:27.949	3	8	8.974	0.056	89.06
20	33*	AM	6	Jess WILKINSON	Boxster S - Bradley Performance	2:27.988	7	8	9.013	0.039	89.04
21	5	AM	7	Brian RICHARDSON	Boxster S - Rindt Vehicle Design Ltd	2:27.996	5	6	9.021	0.008	89.04
22	77	AM	8	Tom ANDREW	Boxster S - Mint MSport	2:28.345	2	8	9.370	0.349	88.83
23	8*	Box	3	Bertie BREAM	Boxster S 3.2 - Bertie Bream/Supatune Motorsport/Tam	2:29.344	6	8	10.369	0.999	88.23
24	171	Box	4	Vince BREWER	Boxster S 3.2 - Porsche Bournemouth	2:29.390	5	8	10.415	0.046	88.21
25	66*	AM	9	Julian DYE	Boxster S - Montrose Developments	2:29.830	8	8	10.855	0.440	87.95
26	17	AM	10	David WATT	Boxster S - Watt Motor Sport	2:30.163	2	4	11.188	0.333	87.75
27	81	Box	5	Perry DARLING	Boxster S 3.2 - Perry Darling	2:30.551	7	7	11.576	0.388	87.53
28	6*	Box	6	Mike THOMPSON	Boxster S 3.2 - Project 7 Racing	2:31.077	6	8	12.102	0.526	87.22
29	13	Box	7	Brenden HAFFNER	Boxster S 3.2 - Supatune	2:31.093	7	8	12.118	0.016	87.21
30	96*	Box	8	Charlie DYE	Boxster S 3.2 - Montrose Racing	2:31.119	7	8	12.144	0.026	87.20
31	86	Box	9	Ben GREWCOCK	Boxster S 3.2 - Porsche Bournemouth	2:31.729	5	8	12.754	0.610	86.85
32	46	Box	10	Matt GOUGH	Boxster S 3.2 - Porsche Centre Nottingham	2:32.005	7	8	13.030	0.276	86.69
33	51*	Box	11	Stuart WARNER	Boxster S 3.2 - Supatune	2:32.819	5	7	13.844	0.814	86.23
34	20	Box	12	Faye NOBLE-EVANS	Boxster S 3.2 - United Hygiene Solutions	2:32.885	3	8	13.910	0.066	86.19
35	88*	AM	11	Andreas GEORGIOU	Boxster S - Bradley Performance	2:33.493	3	8	14.518	0.608	85.85
36	60	Box	13	Tony LEVY	Boxster S 3.2 - Supatune Motorsport	2:33.841	8	8	14.866	0.348	85.65
37	68	Box	14	Martin MASON	Boxster S 3.2 - Bahnsport	2:33.975	5	8	15.000	0.134	85.58
38	27*	Box	15	Barrington DARCY	Boxster S 3.2 - FaFi B	2:34.223	2	8	15.248	0.248	85.44
39	3*	Box	16	Matthew SHEARS	Boxster S 3.2 - Matt Shears/ Autofarm / UP3	2:34.835	5	7	15.860	0.612	85.10
40	4*	AM	12	Timothy HARRINGTON	Boxster S - Bradley Performance	2:38.067	5	6	19.092	3.232	83.36
41	38	Box	17	Eric BRIDGES	Boxster S 3.2 - Car-Tech and Care	2:38.729	5	8	19.754	0.662	83.02
42	99	Box	18	Graham HEARD	Boxster S 3.2 - Elite Porsche	2:39.121	1	7	20.146	0.392	82.81
43	42	AM	13	Alan WILLIAMS	Boxster S - Elite Motors	2:41.744	7	7	22.769	2.623	81.47
44	64*	Box	19	David HUSSEY	Boxster S 3.2 - Rindt racing	2:41.884	7	7	22.909	0.140	81.40
45	71	Box	20	Simon DYE	Boxster S 3.2 - Privateer	2:42.247	3	6	23.272	0.363	81.22
46	18	Box	21	Eva NOLAN	Boxster S 3.2 - Strasse UK Ltd	2:42.563	6	7	23.588	0.316	81.06
47	56	AM	14	Jason BROWN	Boxster S - ignite automotive	2:44.397	1	4	25.422	1.834	80.15
48	91	Box	22	Adam SPENCER	Boxster S 3.2 - Supatune Motorsport	2:47.713	4	5	28.738	3.316	78.57
49	32	Club	13	Ed HAYES	Cayman - Coneysport	3:06.930	1	4	47.955	19.217	70.49

***Cars 4, 27 & 33 - please fit a working transponder before your next session - NCR Ch.12 App.6 Art.2.2**
***Cars 53, 66 & 71 - intermittent transponder signals - please rectify before your next session- NCR Ch.12 App.6 Art.2.2**
No. 3, 6, 9, 15, 22, 26, 43, 51, 52, 64, 66, 88 - 1 Lap time disallowed; exceeding track limits.
No. 4, 8, 33, 96 - 2 Lap times disallowed; exceeding track limits.
No. 14 - 3 Lap times disallowed; exceeding track limits.

Weather / Track : Cloudy / Dry
These results are provisional until the conclusion of any judicial and technical matters.

Date: 02/08/2025 Start: 09:27 Finish: 09:47
Silverstone GP: 3.6604 miles

Clerk Of Course: Andy Stevens	Timekeeper: Gethin Rees	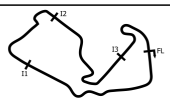

2025 Porsche Club Motorsport Championship with Pirelli / Boxster Cup

QUALIFYING - RACES 2 & 7 - SECTOR ANALYSIS

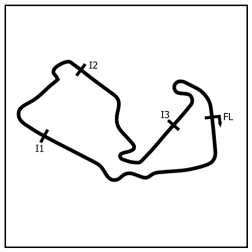

SECTOR 1 = FL to I1, SECTOR 2 = I1 to I2 SECTOR 3 = I2 to I3, SECTOR 4 = I3 to FL, DIFF = Difference To Personal Best Lap, P = Crossed Finish Line in Pit Lane, D = Time Disallowed

P1 23 Club Simon CLARK — 997 - FormEvo Clark Racing

IDEAL LAP TIME : 2:17.661 BEST LAP TIME : 2:18.048 DIFFERENCE : 0.387

LAP	SECTOR 1		SECTOR 2		SECTOR 3		SECTOR 4		LAP TIME		MPH	DIFF	TIME OF DAY
1 -	45.859	136.1	31.313	95.1	46.718	94.7	26.410	119.3	2:30.300		87.67	12.252	09:30:39.712
2 -	42.391	138.3	***28.437***	***100.6***	***41.872***	132.8	***25.348***	118.9	***2:18.048***	**(1)**	***95.45***		***09:32:57.760***
3 -	***42.004***	138.6	28.773	99.8	42.047	132.8	26.151	119.7	2:18.975	**(2)**	94.82	0.927	09:35:16.735
4 -	43.619	136.6	30.155	98.6	42.506	131.5	25.637	119.5	2:21.917		92.85	3.869	09:37:38.652
5 -	42.738	138.0	29.101	99.2	45.738	120.0	25.697	***120.0***	2:23.274		91.97	5.226	09:40:01.926
6 -	43.051	138.6	29.382	98.2	42.570	***134.2***	25.720	***120.0***	2:20.723	**(3)**	93.64	2.675	09:42:22.649
7 -	42.776	***138.9***	29.003	97.1	43.918	132.1	25.614	119.3	2:21.311		93.25	3.263	09:44:43.960
8 -	42.656	137.7	29.248	92.1	44.155	132.3	IN PIT		2:27.601	**P**	89.27	9.553	09:47:11.561

P2 144 Club Jake MCALEER — 997 - RVR Racing with Car Tech & Care

IDEAL LAP TIME : 2:17.905 BEST LAP TIME : 2:18.281 DIFFERENCE : 0.376

LAP	SECTOR 1		SECTOR 2		SECTOR 3		SECTOR 4		LAP TIME		MPH	DIFF	TIME OF DAY
1 -	47.996	135.8	32.196	93.8	43.686	131.0	26.437	120.8	2:30.315		87.66	12.034	09:30:43.226
2 -	43.127	141.8	29.783	96.8	42.383	133.1	***25.247***	***121.7***	2:20.540		93.76	2.259	09:33:03.766
3 -	***41.615***	***142.4***	29.025	97.9	***42.069***	***134.2***	25.572	121.1	***2:18.281***	**(1)**	***95.29***		***09:35:22.047***
4 -	43.381	139.8	29.410	98.2	42.527	133.9	25.943	120.8	2:21.261		93.28	2.980	09:37:43.308
5 -	42.320	140.3	29.127	98.1	42.280	***134.2***	25.946	121.5	2:19.673	**(3)**	94.34	1.392	09:40:02.981
6 -	46.057	107.2	31.639	96.0	48.523	92.6	29.027	121.3	2:35.246		84.88	16.965	09:42:38.227
7 -	42.069	140.6	29.025	***98.5***	42.522	***134.2***	25.408	120.8	2:19.024	**(2)**	94.78	0.743	09:44:57.251
8 -	42.269	140.1	***28.974***	97.5	43.342	117.1	28.767	120.8	2:23.352		91.92	5.071	09:47:20.603
9 -	43.134	134.4	30.321	92.8	43.347	133.4	25.791	118.4	2:22.593		92.41	4.312	09:49:43.196

P3 14 Club Mark MCALEER — 997 - RVR Racing with Car Tech & Care

IDEAL LAP TIME : 2:19.231 BEST LAP TIME : 2:20.004 DIFFERENCE : 0.773

LAP	SECTOR 1		SECTOR 2		SECTOR 3		SECTOR 4		LAP TIME		MPH	DIFF	TIME OF DAY
1 -	50.332	134.2	31.634	93.4	44.109	128.5	26.711	121.1	2:32.786	**(3)**	86.24	12.782	09:30:42.044
2 -	43.432	139.2	29.323	97.3	***41.803***	133.1	***25.477***	121.7	~~2:20.035~~	**D**	94.10	0.031	09:33:02.079
3 -	43.181	139.2	29.393	96.8	42.151	130.0	26.459	122.0	~~2:21.184~~	**D**	93.33	1.180	09:35:23.263
4 -	43.841	139.5	30.229	96.5	42.342	133.1	25.902	***122.2***	~~2:22.314~~	**D**	92.59	2.310	09:37:45.577
5 -	42.930	139.5	29.261	***98.2***	42.142	***133.6***	25.671	122.0	***2:20.004***	**(1)**	***94.12***		***09:40:05.581***
6 -	43.342	***139.8***	29.802	95.5	43.107	131.5	25.909	120.0	2:22.160	**(2)**	92.69	2.156	09:42:27.741
7 -	***42.851***	138.0	***29.100***	97.9	43.835	127.5	IN PIT		2:25.900	**P**	90.32	5.896	09:44:53.641

P4 26 Club David BURKE — Cayman S - Parr Motorsport

IDEAL LAP TIME : 2:21.451 BEST LAP TIME : 2:21.494 DIFFERENCE : 0.043

LAP	SECTOR 1		SECTOR 2		SECTOR 3		SECTOR 4		LAP TIME		MPH	DIFF	TIME OF DAY
1 -	48.525	130.3	31.843	92.6	44.605	106.8	27.334	116.3	2:32.307		86.52	10.813	09:30:41.239
2 -	44.375	131.5	30.903	***95.8***	***43.043***	***129.0***	26.419	116.1	2:24.740		91.04	3.246	09:33:05.979
3 -	43.776	***133.4***	29.968	94.5	43.159	127.0	26.819	114.7	2:23.722	**(3)**	91.68	2.228	09:35:29.701
4 -	52.345	127.0	31.912	92.5	45.491	125.2	26.546	114.5	2:36.294		84.31	14.800	09:38:05.995
5 -	44.623	129.5	31.040	93.8	44.064	112.7	27.522	115.5	2:27.249		89.49	5.755	09:40:33.244
6 -	43.941	132.6	29.958	94.1	43.315	126.8	25.932	115.3	2:23.146	**(2)**	92.05	1.652	09:42:56.390
7 -	***43.222***	131.8	***29.499***	95.1	43.086	127.0	***25.687***	115.7	***2:21.494***	**(1)**	***93.13***		***09:45:17.884***
8 -	44.225	131.5	29.589	95.0	44.127	125.6	25.943	***116.8***	~~2:23.884~~	**D**	91.58	2.390	09:47:41.768

P5 9 Club Chris DYER — CaymanS - STRASSE UK LTD

IDEAL LAP TIME : 2:20.357 BEST LAP TIME : 2:21.649 DIFFERENCE : 1.292

LAP	SECTOR 1		SECTOR 2		SECTOR 3		SECTOR 4		LAP TIME		MPH	DIFF	TIME OF DAY
1 -	49.996	133.1	31.985	92.0	44.275	127.5	26.321	***118.2***	2:32.577	**(3)**	86.36	10.928	09:30:42.487
2 -	43.882	***136.9***	30.396	96.0	43.066	***131.0***	***25.602***	117.0	~~2:22.946~~	**D**	92.18	1.297	09:33:05.433
3 -	***42.763***	135.0	***29.222***	***96.5***	***42.770***	129.3	26.894	117.4	***2:21.649***	**(1)**	***93.03***		***09:35:27.082***
4 -	44.056	133.9	30.190	93.0	43.192	128.3	25.949	117.8	2:23.387	**(2)**	91.90	1.738	09:37:50.469
5 -	44.153	134.2	30.791	91.4	45.322	119.8	IN PIT		2:33.833	**P**	85.66	12.184	09:40:24.302

Weather / Track : Cloudy / Dry

Silverstone GP: 3.6604 miles
Date: 02/08/2025 Start: 09:27 Finish: 09:47

2025 Porsche Club Motorsport Championship with Pirelli / Boxster Cup

QUALIFYING - RACES 2 & 7 - SECTOR ANALYSIS

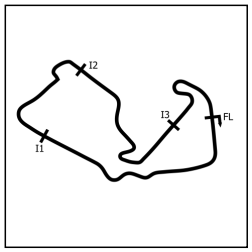

SECTOR 1 = FL to I1, SECTOR 2 = I1 to I2 SECTOR 3 = I2 to I3, SECTOR 4 = I3 to FL, DIFF = Difference To Personal Best Lap, P = Crossed Finish Line in Pit Lane, D = Time Disallowed

P6 2 Club Peter MORRIS

997 3.8s - Strasse specialise in Porsche

IDEAL LAP TIME : 2:21.557 BEST LAP TIME : 2:22.288 DIFFERENCE : 0.731

LAP	SECTOR 1		SECTOR 2		SECTOR 3		SECTOR 4		LAP TIME	MPH	DIFF	TIME OF DAY
1 -	47.231	136.6	32.067	94.9	44.494	131.8	26.088	119.3	2:29.880	87.92	7.592	09:30:44.550
2 -	43.592	138.6	29.819	95.5	43.235	125.4	25.883	119.3	2:22.529 (2)	92.45	0.241	09:33:07.079
3 -	***43.170***	***139.5***	29.878	94.1	43.624	113.5	29.455	114.9	2:26.127	90.18	3.839	09:35:33.206
4 -	47.867	132.8	31.361	93.8	46.971	123.5	IN PIT		2:35.803 P	84.57	13.515	09:38:09.009
5 -	OUTLAP	134.2	31.141	92.6	44.117	126.3	27.566	118.7	3:21.733	65.32	59.445	09:41:30.742
6 -	43.437	137.7	29.677	96.5	43.593	132.1	***25.581***	***121.3***	***2:22.288*** **(1)**	***92.61***		***09:43:53.030***
7 -	44.264	137.5	29.829	***96.6***	***43.208***	***133.1***	25.604	***121.3***	2:22.905 (3)	92.21	0.617	09:46:15.935
8 -	43.531	138.9	***29.598***	96.2	43.933	131.0	25.933	***121.3***	2:22.995	92.15	0.707	09:48:38.930

P7 85 Club Richard BAYSTON

996 - Selby TVR Sports & Classics Ltd

IDEAL LAP TIME : 2:21.871 BEST LAP TIME : 2:22.490 DIFFERENCE : 0.619

LAP	SECTOR 1		SECTOR 2		SECTOR 3		SECTOR 4		LAP TIME	MPH	DIFF	TIME OF DAY
1 -	50.930	125.4	35.875	86.1	46.767	118.3	27.293	117.0	2:40.865	81.91	18.375	09:30:49.577
2 -	44.446	133.9	***29.786***	96.1	***42.891***	***129.5***	27.832	117.0	2:24.955	90.90	2.465	09:33:14.532
3 -	43.981	135.0	30.037	97.1	43.088	128.8	27.201	117.4	2:24.307	91.31	1.817	09:35:38.839
4 -	45.050	135.5	30.420	***98.6***	43.916	129.0	26.358	***118.7***	2:25.744	90.41	3.254	09:38:04.583
5 -	43.486	***136.3***	29.894	96.9	44.067	***129.5***	27.791	117.6	2:25.238	90.73	2.748	09:40:29.821
6 -	43.474	135.2	29.835	97.9	43.215	129.0	26.528	117.2	2:23.052 (2)	92.11	0.562	09:42:52.873
7 -	43.896	135.8	30.307	92.5	43.045	129.3	26.053	117.4	2:23.301 (3)	91.95	0.811	09:45:16.174
8 -	***43.193***	135.2	29.906	96.1	43.390	129.3	***26.001***	118.0	***2:22.490*** **(1)**	***92.48***		***09:47:38.664***

P8 22 Club Pete EVANS

Porsche 996 - United Hygiene Solutions

IDEAL LAP TIME : 2:21.821 BEST LAP TIME : 2:22.924 DIFFERENCE : 1.103

LAP	SECTOR 1		SECTOR 2		SECTOR 3		SECTOR 4		LAP TIME	MPH	DIFF	TIME OF DAY
1 -	49.458	128.3	32.969	89.2	46.429	116.3	27.588	116.8	2:36.444	84.23	13.520	09:30:42.157
2 -	44.067	134.7	30.853	96.9	44.741	96.0	27.254	117.2	2:26.915	89.69	3.991	09:33:09.072
3 -	43.935	133.9	***29.518***	94.3	43.354	127.3	26.829	117.0	2:23.636 (2)	91.74	0.712	09:35:32.708
4 -	45.449	132.3	32.684	87.2	46.145	123.8	26.674	116.8	~~2:30.952~~ D	87.29	8.028	09:38:03.660
5 -	43.706	133.6	30.443	95.0	45.095	126.8	27.175	116.1	2:26.419	90.00	3.495	09:40:30.079
6 -	44.224	133.9	30.225	***98.1***	43.261	126.1	25.975	118.0	2:23.685 (3)	91.71	0.761	09:42:53.764
7 -	43.761	***135.5***	30.239	91.8	43.321	***128.3***	***25.603***	***119.3***	***2:22.924*** **(1)**	***92.20***		***09:45:16.688***
8 -	***43.531***	135.0	29.840	97.1	***43.169***	127.8	32.818	117.0	2:29.358	88.22	6.434	09:47:46.046

P9 43 Club Steve CHEETHAM

Cayman S - Lodge Sports Racing

IDEAL LAP TIME : 2:22.609 BEST LAP TIME : 2:23.228 DIFFERENCE : 0.619

LAP	SECTOR 1		SECTOR 2		SECTOR 3		SECTOR 4		LAP TIME	MPH	DIFF	TIME OF DAY
1 -	48.948	128.0	32.203	85.5	45.914	126.3	27.541	110.1	2:34.606	85.23	11.378	09:30:58.670
2 -	44.549	135.5	30.371	90.3	43.705	128.5	26.186	117.8	2:24.811 (3)	90.99	1.583	09:33:23.481
3 -	43.613	***136.6***	***29.669***	***95.7***	***43.393***	127.8	26.853	117.8	2:23.528 (2)	91.81	0.300	09:35:47.009
4 -	44.759	134.2	31.275	89.1	46.157	125.2	IN PIT		2:36.696 P	84.09	13.468	09:38:23.705
5 -	OUTLAP	134.7	30.394	89.7	44.088	128.3	26.109	117.8	4:40.504	46.97	2:17.276	09:43:04.209
6 -	***43.540***	135.2	30.112	90.5	43.569	***129.3***	***26.007***	***118.2***	***2:23.228*** **(1)**	***92.00***		***09:45:27.437***
7 -	43.810	134.7	29.755	93.5	43.407	128.8	26.263	116.8	~~2:23.235~~ D	92.00	0.007	09:47:50.672

P10 74 Club Jim BRYAN

997 - Jim Bryan/Goya/RPP/Bellona

IDEAL LAP TIME : 2:21.892 BEST LAP TIME : 2:23.803 DIFFERENCE : 1.911

LAP	SECTOR 1		SECTOR 2		SECTOR 3		SECTOR 4		LAP TIME	MPH	DIFF	TIME OF DAY
1 -	49.292	136.3	34.746	85.1	49.503	99.7	27.420	120.0	2:40.961	81.86	17.158	09:31:08.589
2 -	45.033	137.7	31.633	90.8	47.294	121.3	26.391	120.4	2:30.351	87.64	6.548	09:33:38.940
3 -	43.986	138.3	***29.590***	***97.1***	***42.938***	131.5	27.589	120.0	2:24.103 (3)	91.44	0.300	09:36:03.043
4 -	45.273	138.3	30.883	93.5	43.470	***132.3***	26.920	118.4	2:26.546	89.92	2.743	09:38:29.589
5 -	44.243	138.6	30.576	93.4	43.546	132.1	26.164	120.2	2:24.529	91.17	0.726	09:40:54.118
6 -	43.406	138.6	32.078	92.0	43.358	132.1	***26.038***	***120.8***	2:24.880	90.95	1.077	09:43:18.998
7 -	***43.326***	***138.9***	31.541	94.3	43.005	131.5	26.083	120.2	2:23.955 (2)	91.54	0.152	09:45:42.953
8 -	43.895	136.9	29.990	96.2	43.651	129.3	26.267	117.2	***2:23.803*** **(1)**	***91.63***		***09:48:06.756***

Weather / Track : Cloudy / Dry

Silverstone GP: 3.6604 miles
Date: 02/08/2025 Start: 09:27 Finish: 09:47

2025 Porsche Club Motorsport Championship with Pirelli / Boxster Cup

QUALIFYING - RACES 2 & 7 - SECTOR ANALYSIS

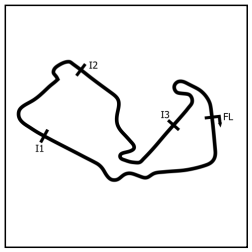

SECTOR 1 = FL to I1, SECTOR 2 = I1 to I2 SECTOR 3 = I2 to I3, SECTOR 4 = I3 to FL, DIFF = Difference To Personal Best Lap, P = Crossed Finish Line in Pit Lane, D = Time Disallowed

P11 55 Club Stuart MARSTON — Cayman - County Classics Racing

IDEAL LAP TIME : 2:24.359 BEST LAP TIME : 2:24.504 DIFFERENCE : 0.145

LAP	SECTOR 1		SECTOR 2		SECTOR 3		SECTOR 4		LAP TIME		MPH	DIFF	TIME OF DAY
1 -	50.339	128.0	33.842	87.8	47.717	124.0	27.829	117.0	2:39.727		82.50	15.223	09:30:56.421
2 -	46.111	131.8	31.701	93.0	45.992	122.6	27.661	***118.7***	2:31.465		87.00	6.961	09:33:27.886
3 -	44.439	***135.0***	30.602	96.4	44.347	113.7	29.542	117.8	2:28.930		88.48	4.426	09:35:56.816
4 -	44.426	***135.0***	30.613	95.7	44.545	126.1	27.019	117.2	2:26.603	**(3)**	89.88	2.099	09:38:23.419
5 -	44.397	133.6	30.362	96.6	***43.627***	***126.3***	26.467	117.6	2:24.853	**(2)**	90.97	0.349	09:40:48.272
6 -	***44.129***	133.4	***30.152***	***97.1***	43.772	125.4	***26.451***	117.0	***2:24.504***	**(1)**	***91.19***		***09:43:12.776***
7 -	44.686	132.3	30.529	95.7	47.474	124.9	IN PIT		2:39.719	**P**	82.50	15.215	09:45:52.495

P12 69 AM Oliver CHATHAM — Boxster S - County Classics Racing

IDEAL LAP TIME : 2:23.892 BEST LAP TIME : 2:24.648 DIFFERENCE : 0.756

LAP	SECTOR 1		SECTOR 2		SECTOR 3		SECTOR 4		LAP TIME		MPH	DIFF	TIME OF DAY
1 -	50.230	123.5	33.066	92.0	47.665	119.1	28.243	111.0	2:39.204		82.77	14.556	09:30:58.555
2 -	45.531	***128.5***	30.357	93.0	45.397	122.6	45.416	103.5	2:46.701		79.05	22.053	09:33:45.256
3 -	48.124	125.2	30.896	93.8	44.594	114.5	28.370	110.1	2:31.984		86.70	7.336	09:36:17.240
4 -	48.381	125.2	32.040	93.2	44.988	122.9	27.169	111.2	2:32.578		86.36	7.930	09:38:49.818
5 -	44.765	127.0	30.693	***94.1***	44.037	122.6	26.496	***112.2***	2:25.991	**(3)**	90.26	1.343	09:41:15.809
6 -	44.095	127.8	***29.917***	93.5	44.450	***123.3***	26.419	109.7	2:24.881	**(2)**	90.95	0.233	09:43:40.690
7 -	***43.668***	126.8	30.673	92.1	***43.948***	123.1	***26.359***	111.2	***2:24.648***	**(1)**	***91.10***		***09:46:05.338***
8 -	46.190	110.3	31.014	93.8	47.041	117.3	IN PIT		2:38.219	**P**	83.28	13.571	09:48:43.557

P13 10 Club Julian MORRIS — 997 - ELITE MOTORS BODYSHOP

IDEAL LAP TIME : 2:24.368 BEST LAP TIME : 2:25.810 DIFFERENCE : 1.442

LAP	SECTOR 1		SECTOR 2		SECTOR 3		SECTOR 4		LAP TIME		MPH	DIFF	TIME OF DAY
1 -	48.940	123.3	32.790	90.3	47.697	129.0	26.945	119.5	2:36.372		84.27	10.562	09:31:38.657
2 -	45.345	136.6	30.819	92.3	44.684	***130.8***	26.275	120.4	2:27.123		89.56	1.313	09:34:05.780
3 -	44.730	136.1	30.629	***95.8***	***43.966***	124.9	26.617	120.2	2:25.942	**(2)**	90.29	0.132	09:36:31.722
4 -	44.998	137.5	31.616	93.5	45.038	128.0	IN PIT		2:38.625	**P**	83.07	12.815	09:39:10.347
5 -	OUTLAP	137.2	31.206	93.0	44.239	128.8	***26.264***	119.3	3:07.939		70.11	42.129	09:42:18.286
6 -	44.421	137.5	31.013	90.8	44.427	124.5	26.508	***121.3***	2:26.369		90.03	0.559	09:44:44.655
7 -	***43.878***	***139.5***	30.975	92.8	44.202	125.2	26.755	118.4	***2:25.810***	**(1)**	***90.37***		***09:47:10.465***
8 -	44.481	136.6	***30.260***	94.5	44.584	129.5	26.762	121.1	2:26.087	**(3)**	90.20	0.277	09:49:36.552

P14 15 AM Shiraz KHAN — Boxster S - Khanage Racing / Supatune Motorsport

IDEAL LAP TIME : 2:25.099 BEST LAP TIME : 2:25.908 DIFFERENCE : 0.809

LAP	SECTOR 1		SECTOR 2		SECTOR 3		SECTOR 4		LAP TIME		MPH	DIFF	TIME OF DAY
1 -	51.696	123.1	32.680	91.5	48.107	81.4	28.381	109.9	2:40.864		81.91	14.956	09:31:24.132
2 -	45.505	125.2	30.665	92.3	45.321	120.0	26.880	112.2	2:28.371		88.81	2.463	09:33:52.503
3 -	44.867	***127.8***	32.109	87.1	45.119	120.0	28.234	109.0	2:30.329		87.65	4.421	09:36:22.832
4 -	45.694	127.0	31.760	92.9	44.970	119.8	26.905	111.0	2:29.329		88.24	3.421	09:38:52.161
5 -	44.893	127.5	31.361	93.8	44.511	119.6	26.859	110.9	2:27.624	**(3)**	89.26	1.716	09:41:19.785
6 -	44.563	126.8	30.248	***94.1***	44.766	119.6	27.341	110.9	2:26.918	**(2)**	89.69	1.010	09:43:46.703
7 -	44.760	126.6	***29.975***	93.2	***43.868***	***122.4***	***26.799***	110.5	~~2:25.402~~	**D**	90.63		09:46:12.105
8 -	***44.457***	126.8	30.037	93.8	44.593	121.1	26.821	***113.3***	***2:25.908***	**(1)**	***90.31***		***09:48:38.013***

P15 44 AM Andrew PORTER — Boxster S - Coney Sport

IDEAL LAP TIME : 2:25.333 BEST LAP TIME : 2:26.329 DIFFERENCE : 0.996

LAP	SECTOR 1		SECTOR 2		SECTOR 3		SECTOR 4		LAP TIME		MPH	DIFF	TIME OF DAY
1 -	50.554	123.5	32.689	87.3	46.781	***121.5***	27.931	***111.0***	2:37.955		83.42	11.626	09:31:01.547
2 -	45.610	126.1	30.395	92.9	44.707	120.4	28.153	109.9	2:28.865		88.52	2.536	09:33:30.412
3 -	***44.540***	126.3	***29.942***	***93.5***	***44.270***	119.8	28.946	110.9	2:27.698	**(3)**	89.22	1.369	09:35:58.110
4 -	47.745	123.8	32.219	70.9	47.576	120.0	27.136	110.1	2:34.676		85.19	8.347	09:38:32.786
5 -	45.122	***126.6***	30.837	91.9	45.183	119.1	26.769	110.5	2:27.911		89.09	1.582	09:41:00.697
6 -	45.173	***126.6***	30.300	92.8	44.665	119.8	26.619	110.3	2:26.757	**(2)**	89.79	0.428	09:43:27.454
7 -	45.084	124.7	30.148	92.5	44.516	119.8	***26.581***	109.9	***2:26.329***	**(1)**	***90.05***		***09:45:53.783***
8 -	45.552	124.9	30.063	92.5	44.846	118.9	27.387	109.6	2:27.848		89.13	1.519	09:48:21.631

Weather / Track : Cloudy / Dry

Silverstone GP: 3.6604 miles
Date: 02/08/2025 Start: 09:27 Finish: 09:47

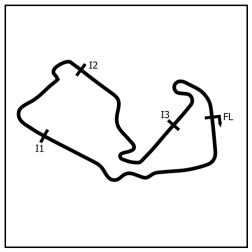

2025 Porsche Club Motorsport Championship with Pirelli / Boxster Cup

QUALIFYING - RACES 2 & 7 - SECTOR ANALYSIS

SECTOR 1 = FL to I1, SECTOR 2 = I1 to I2 SECTOR 3 = I2 to I3, SECTOR 4 = I3 to FL, DIFF = Difference To Personal Best Lap, P = Crossed Finish Line in Pit Lane, D = Time Disallowed

P16 52 AM Darren LABBETT Boxster S - Woods Foodservice Limited

IDEAL LAP TIME : 2:26.035 BEST LAP TIME : 2:26.570 DIFFERENCE : 0.535

LAP	SECTOR 1		SECTOR 2		SECTOR 3		SECTOR 4		LAP TIME		MPH	DIFF	TIME OF DAY
1 -	49.729	114.3	31.955	90.3	47.046	107.7	28.306	112.9	2:37.036		83.91	10.466	09:30:59.310
2 -	45.972	130.0	30.639	***93.9***	44.745	122.9	26.925	112.9	2:28.281	**(3)**	88.87	1.711	09:33:27.591
3 -	***44.416***	129.5	***30.178***	92.9	***44.559***	123.5	38.508	111.6	2:37.661		83.58	11.091	09:36:05.252
4 -	1:01.498	127.0	32.001	91.9	47.453	118.1	27.882	113.1	~~2:48.834~~	**D**	78.05	22.264	09:38:54.086
5 -	44.925	130.0	30.912	91.8	45.485	120.6	27.602	113.3	2:28.924		88.48	2.354	09:41:23.010
6 -	44.855	***130.3***	30.547	91.8	44.753	***124.0***	27.240	113.3	2:27.395	**(2)**	89.40	0.825	09:43:50.405
7 -	44.818	129.0	30.283	92.5	44.587	123.8	***26.882***	***114.1***	***2:26.570***	**(1)**	***89.90***		***09:46:16.975***
8 -	44.867	129.8	30.547	91.9	47.137	98.2	30.007	102.5	2:32.558		86.37	5.988	09:48:49.533

P17 53 AM Wayne GREGORY Boxster S - Woods Foodservice Limited

IDEAL LAP TIME : BEST LAP TIME : 2:26.804 DIFFERENCE :

LAP	SECTOR 1		SECTOR 2		SECTOR 3		SECTOR 4		LAP TIME		MPH	DIFF	TIME OF DAY
1 -	53.561	120.0						106.9	2:46.437		79.17	19.633	09:31:13.054
2 -	45.884	126.1						106.5	2:30.313		87.66	3.509	09:33:43.367
3 -	45.701	125.2						***108.8***	2:27.740		89.19	0.936	09:36:11.107
4 -	45.028	125.2	***31.105***	***91.9***				***108.8***	2:28.402		88.79	1.598	09:38:39.509
5 -	45.083	126.3						107.8	2:32.938		86.16	6.134	09:41:12.447
6 -	44.749	125.2						108.3	2:27.126	**(3)**	89.56	0.322	09:43:39.573
7 -	***44.476***	***126.6***						***108.8***	***2:26.804***	**(1)**	***89.76***		***09:46:06.377***
8 -	44.535	124.0						108.5	2:27.025	**(2)**	89.62	0.221	09:48:33.402

P18 5 AM Brian RICHARDSON Boxster S - Rindt Vehicle Design Ltd

IDEAL LAP TIME : 2:26.604 BEST LAP TIME : 2:27.157 DIFFERENCE : 0.553

LAP	SECTOR 1		SECTOR 2		SECTOR 3		SECTOR 4		LAP TIME		MPH	DIFF	TIME OF DAY
1 -	52.038	106.8	36.144	76.4	49.141	120.2	27.469	112.2	2:44.792		79.96	17.635	09:31:44.689
2 -	45.676	126.1	31.668	91.6	44.802	***123.8***	27.206	***112.4***	2:29.352		88.23	2.195	09:34:14.041
3 -	45.314	127.0	31.055	92.6	44.996	122.2	27.403	109.7	2:28.768	**(3)**	88.57	1.611	09:36:42.809
4 -	45.827	127.0	31.190	92.9	45.366	122.2	27.402	110.7	2:29.785		87.97	2.628	09:39:12.594
5 -	45.836	127.0	30.991	92.5	***44.719***	120.6	***26.450***	112.2	2:27.996	**(2)**	89.04	0.839	09:41:40.590
6 -	***44.942***	***128.3***	***30.493***	***93.7***	45.255	123.1	26.467	111.8	***2:27.157***	**(1)**	***89.54***		***09:44:07.747***

P19 123 Box Max WATT Boxster S 3.2 - Greatworth Classics

IDEAL LAP TIME : 2:26.793 BEST LAP TIME : 2:27.212 DIFFERENCE : 0.419

LAP	SECTOR 1		SECTOR 2		SECTOR 3		SECTOR 4		LAP TIME		MPH	DIFF	TIME OF DAY
1 -	49.115	124.5	32.848	79.7	49.928	97.1	30.281	109.4	2:42.172		81.25	14.960	09:31:12.267
2 -	45.314	***127.0***	30.573	***93.8***	45.105	121.7	27.533	108.5	2:28.525		88.72	1.313	09:33:40.792
3 -	44.885	126.6	30.706	92.9	44.766	121.5	27.592	108.8	2:27.949	**(2)**	89.06	0.737	09:36:08.741
4 -	50.758	122.6	32.794	89.3	55.693	84.7	28.430	***110.3***	2:47.675		78.59	20.463	09:38:56.416
5 -	44.877	126.8	30.841	90.6	44.899	121.7	27.766	107.9	2:28.383	**(3)**	88.80	1.171	09:41:24.799
6 -	44.703	126.6	30.325	92.8	***44.755***	***122.2***	27.429	109.9	***2:27.212***	**(1)**	***89.51***		***09:43:52.011***
7 -	48.795	109.8	33.007	92.0	44.981	121.5	***27.269***	109.9	2:34.052		85.54	6.840	09:46:26.063
8 -	***44.588***	125.6	***30.181***	93.7	45.489	121.3	IN PIT		2:34.512	**P**	85.28	7.300	09:49:00.575

P20 126 Box Ethan HALL Boxster S 3.2 - Classic FX Porsche

IDEAL LAP TIME : 2:26.799 BEST LAP TIME : 2:27.627 DIFFERENCE : 0.828

LAP	SECTOR 1		SECTOR 2		SECTOR 3		SECTOR 4		LAP TIME		MPH	DIFF	TIME OF DAY
1 -	47.055	127.5	31.793	93.9	45.685	***123.3***	27.960	110.9	2:32.493	**(3)**	86.41	4.866	09:31:29.874
2 -	45.171	129.3	31.006	93.9	***44.411***	***123.3***	***27.039***	***112.0***	***2:27.627***	**(1)**	***89.26***		***09:33:57.501***
3 -	***45.044***	129.5	***30.305***	***94.3***	44.936	122.4	27.608	110.7	2:27.893	**(2)**	89.10	0.266	09:36:25.394

Weather / Track : Cloudy / Dry

Silverstone GP: 3.6604 miles
Date: 02/08/2025 Start: 09:27 Finish: 09:47

2025 Porsche Club Motorsport Championship with Pirelli / Boxster Cup

QUALIFYING - RACES 2 & 7 - SECTOR ANALYSIS

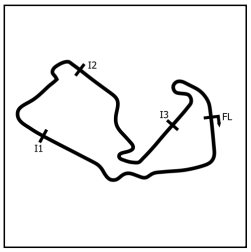

SECTOR 1 = FL to I1, SECTOR 2 = I1 to I2 SECTOR 3 = I2 to I3, SECTOR 4 = I3 to FL, DIFF = Difference To Personal Best Lap, P = Crossed Finish Line in Pit Lane, D = Time Disallowed

P21 77 AM Tom ANDREW — Boxster S - Mint MSport

IDEAL LAP TIME : 2:26.912 BEST LAP TIME : 2:27.793 DIFFERENCE : 0.881

LAP	SECTOR 1		SECTOR 2		SECTOR 3		SECTOR 4		LAP TIME		MPH	DIFF	TIME OF DAY
1 -	51.545	112.9	32.903	89.5	48.085	99.1	29.045	110.1	2:41.578		81.55	13.785	09:31:00.603
2 -	45.872	128.5	30.390	92.6	***44.618***	***123.3***	27.465	***111.2***	2:28.345	(2)	88.83	0.552	09:33:28.948
3 -	45.653	126.6	31.221	92.1	44.775	117.9	30.789	108.8	2:32.438		86.44	4.645	09:36:01.386
4 -	50.372	112.0	34.389	87.8	50.400	106.0	27.945	110.1	2:43.106		80.79	15.313	09:38:44.492
5 -	45.282	***129.3***	31.433	91.0	44.864	122.0	27.401	110.5	2:28.980	(3)	88.45	1.187	09:41:13.472
6 -	***45.034***	128.3	***30.311***	***93.0***	48.191	114.1	27.973	107.2	2:31.509		86.97	3.716	09:43:44.981
7 -	45.123	127.0	30.401	92.6	44.929	***123.3***	27.340	110.5	***2:27.793***	(1)	***89.16***		***09:46:12.774***
8 -	45.912	127.0	31.512	92.1	45.434	122.4	***26.949***	109.9	2:29.807		87.96	2.014	09:48:42.581

P22 33 AM Jess WILKINSON — Boxster S - Bradley Performance

IDEAL LAP TIME : BEST LAP TIME : 2:27.923 DIFFERENCE :

LAP	SECTOR 1		SECTOR 2		SECTOR 3		SECTOR 4		LAP TIME		MPH	DIFF	TIME OF DAY
1 -									2:39.907		82.40	11.984	09:31:10.663
2 -									~~2:32.965~~	D	86.14	5.042	09:33:43.628
3 -									2:37.306		83.77	9.383	09:36:20.934
4 -									~~2:34.195~~	D	85.46	6.272	09:38:55.129
5 -									2:30.568		87.52	2.645	09:41:25.697
6 -									2:28.844	(3)	88.53	0.921	09:43:54.541
7 -									2:27.988	(2)	89.04	0.065	09:46:22.529
8 -									***2:27.923***	(1)	***89.08***		***09:48:50.452***

P23 171 Box Vince BREWER — Boxster S 3.2 - Porsche Bournemouth

IDEAL LAP TIME : 2:28.355 BEST LAP TIME : 2:28.355 DIFFERENCE : 0.000

LAP	SECTOR 1		SECTOR 2		SECTOR 3		SECTOR 4		LAP TIME		MPH	DIFF	TIME OF DAY
1 -	51.107	122.4	33.412	86.5	47.382	114.9	27.990	109.0	2:39.891		82.41	11.536	09:31:25.900
2 -	45.800	***126.3***	30.888	92.1	45.691	120.0	27.632	109.6	2:30.011	(3)	87.84	1.656	09:33:55.911
3 -	46.211	125.6	31.446	92.4	46.175	***121.7***	28.167	108.7	2:31.999		86.69	3.644	09:36:27.910
4 -	50.526	85.5	39.131	84.3	53.973	99.7	29.234	108.3	2:52.864		76.23	24.509	09:39:20.774
5 -	45.855	124.2	30.826	***92.5***				109.4	2:29.390	(2)	88.21	1.035	09:41:50.164
6 -	***45.385***	124.5	***30.642***	91.9	***45.314***	120.0	***27.014***	***109.7***	***2:28.355***	(1)	***88.82***		***09:44:18.519***
7 -	49.461	98.9	35.787	67.4				109.2	2:44.704		80.00	16.349	09:47:03.223
8 -	47.618	116.5	32.639	77.3	57.275	68.8	IN PIT		2:59.998	P	73.21	31.643	09:50:03.221

P24 8 Box Bertie BREAM — Boxster S 3.2 - Bertie Bream/Supatune Motorsport/Tams Ltd

IDEAL LAP TIME : 2:28.273 BEST LAP TIME : 2:28.400 DIFFERENCE : 0.127

LAP	SECTOR 1		SECTOR 2		SECTOR 3		SECTOR 4		LAP TIME		MPH	DIFF	TIME OF DAY
1 -	50.697	121.3	32.708	91.4	46.295	118.9	27.418	109.4	2:37.118		83.87	8.718	09:31:30.968
2 -	48.058	122.6	31.088	91.6	45.705	118.3	27.438	106.7	~~2:32.289~~	D	86.53	3.889	09:34:03.257
3 -	45.843	124.7	31.012	91.4	45.215	***119.1***	27.873	109.4	2:29.943		87.88	1.543	09:36:33.200
4 -	45.658	125.9	32.590	90.9	45.903	118.3	27.428	108.5	~~2:31.579~~	D	86.93	3.179	09:39:04.779
5 -	***45.295***	125.9	31.440	***91.8***	45.836	116.7	27.213	108.7	2:29.784	(3)	87.97	1.384	09:41:34.563
6 -	45.425	***126.6***	31.473	90.6	45.414	117.7	***27.032***	108.7	2:29.344	(2)	88.23	0.944	09:44:03.907
7 -	45.305	124.7	***30.789***	90.9	***45.157***	118.7	27.149	***109.6***	***2:28.400***	(1)	***88.79***		***09:46:32.307***
8 -	46.201	123.8	31.252	90.8	45.481	116.9	27.213	108.3	2:30.147		87.76	1.747	09:49:02.454

P25 66 AM Julian DYE — Boxster S - Montrose Developments

IDEAL LAP TIME : 2:28.467 BEST LAP TIME : 2:29.282 DIFFERENCE : 0.815

LAP	SECTOR 1		SECTOR 2		SECTOR 3		SECTOR 4		LAP TIME		MPH	DIFF	TIME OF DAY
1 -	51.117	122.9	33.109	90.5	47.297	120.9	28.705	97.8	2:40.228		82.24	10.946	09:31:02.111
2 -	45.804	***127.5***	***31.093***	91.6					~~2:29.105~~	D	88.37		09:33:31.216
3 -	***45.056***	126.6	31.803	***92.3***	46.161	119.6	29.334	109.4	2:32.354		86.49	3.072	09:36:03.570
4 -	47.123	124.7	33.204	87.2	47.168	120.4	27.421	110.1	2:34.916		85.06	5.634	09:38:38.486
5 -	45.923	127.0	31.248	92.0	45.756	120.6	27.317	110.7	2:30.244		87.70	0.962	09:41:08.730
6 -	45.405	126.6				121.1	26.837	109.6	2:29.920	(3)	87.89	0.638	09:43:38.650
7 -	45.188	125.6	31.776		***45.517***	121.3	***26.801***	110.1	***2:29.282***	(1)	***88.27***		***09:46:07.932***
8 -	45.356	125.4	31.336		45.932	***122.0***	27.206	***111.2***	2:29.830	(2)	87.95	0.548	09:48:37.762

Weather / Track : Cloudy / Dry

Silverstone GP: 3.6604 miles
Date: 02/08/2025 Start: 09:27 Finish: 09:47

2025 Porsche Club Motorsport Championship with Pirelli / Boxster Cup

QUALIFYING - RACES 2 & 7 - SECTOR ANALYSIS

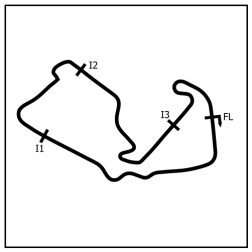

SECTOR 1 = FL to I1, SECTOR 2 = I1 to I2 SECTOR 3 = I2 to I3, SECTOR 4 = I3 to FL, DIFF = Difference To Personal Best Lap, P = Crossed Finish Line in Pit Lane, D = Time Disallowed

P26 17 AM David WATT — Boxster S - Watt Motor Sport

IDEAL LAP TIME : 2:29.098 BEST LAP TIME : 2:29.415 DIFFERENCE : 0.317

LAP	SECTOR 1		SECTOR 2		SECTOR 3		SECTOR 4		LAP TIME		MPH	DIFF	TIME OF DAY
1 -	52.550	121.3	34.946	85.7	48.144	103.7	28.281	***111.4***	2:43.921	**(3)**	80.39	14.506	09:31:24.832
2 -	45.668	***128.3***	30.828	92.9	46.700	121.7	***26.967***	110.5	2:30.163	**(2)**	87.75	0.748	09:33:54.995
3 -	***45.209***	127.0	***30.795***	***93.2***	***46.127***	***123.3***	27.284	109.4	***2:29.415***	**(1)**	***88.19***		***09:36:24.410***
4 -	45.658	128.0	32.186	90.9	2:06.885	69.7	IN PIT		4:08.571	**P**	53.01	1:39.156	09:40:32.981

P27 96 Box Charlie DYE — Boxster S 3.2 - Montrose Racing

IDEAL LAP TIME : 2:29.914 BEST LAP TIME : 2:29.921 DIFFERENCE : 0.007

LAP	SECTOR 1		SECTOR 2		SECTOR 3		SECTOR 4		LAP TIME		MPH	DIFF	TIME OF DAY
1 -	51.208	121.7	32.139	90.9	46.607	119.8	28.927	109.7	2:38.881		82.94	8.960	09:31:02.885
2 -	46.113	***126.1***	***31.228***	***92.3***	45.640	121.3	27.775	109.2	~~2:30.756~~	**D**	87.41	0.835	09:33:33.641
3 -	46.049	124.2	31.292	90.4	46.585	120.9	28.657	109.4	~~2:32.583~~	**D**	86.36	2.662	09:36:06.224
4 -	47.749	124.7	33.017	89.7	47.706	120.4	27.943	109.0	2:36.415		84.24	6.494	09:38:42.639
5 -	46.487	124.7	32.669	91.6	45.782	120.9	27.732	109.7	2:32.670	**(3)**	86.31	2.749	09:41:15.309
6 -	47.217	124.9	31.490	92.1	47.349	120.6	27.488	***110.7***	2:33.544		85.82	3.623	09:43:48.853
7 -	46.560	121.3	31.385	91.9	45.747	***121.7***	27.427	109.4	2:31.119	**(2)**	87.20	1.198	09:46:19.972
8 -	***45.864***	124.5	31.235	92.1	***45.443***	121.1	***27.379***	110.1	***2:29.921***	**(1)**	***87.89***		***09:48:49.893***

P28 81 Box Perry DARLING — Boxster S 3.2 - Perry Darling

IDEAL LAP TIME : 2:29.691 BEST LAP TIME : 2:30.007 DIFFERENCE : 0.316

LAP	SECTOR 1		SECTOR 2		SECTOR 3		SECTOR 4		LAP TIME		MPH	DIFF	TIME OF DAY
1 -	52.697	123.5	33.980	90.9	46.607	***121.5***	27.736	110.7	2:41.020		81.83	11.013	09:31:32.638
2 -	46.902	126.1	31.587	***92.9***	45.865	119.4	27.373	110.5	2:31.727		86.85	1.720	09:34:04.365
3 -	45.940	126.3	31.503	92.8	***45.676***	121.3	27.547	110.7	2:30.666	**(3)**	87.46	0.659	09:36:35.031
4 -	46.023	***126.6***	33.255	79.5	52.442	113.3	IN PIT		2:47.498	**P**	78.67	17.491	09:39:22.529
5 -	OUTLAP	125.4	32.746	90.9	46.144	120.4	27.553	110.7	4:08.751		52.97	1:38.744	09:43:31.280
6 -	46.035	125.9	***31.049***	91.9	45.691	121.3	27.232	***111.0***	***2:30.007***	**(1)**	***87.84***		***09:46:01.287***
7 -	***45.740***	***126.6***	31.440	89.7	46.145	120.0	***27.226***	110.5	2:30.551	**(2)**	87.53	0.544	09:48:31.838

P29 6 Box Mike THOMPSON — Boxster S 3.2 - Project 7 Racing

IDEAL LAP TIME : 2:30.117 BEST LAP TIME : 2:30.668 DIFFERENCE : 0.551

LAP	SECTOR 1		SECTOR 2		SECTOR 3		SECTOR 4		LAP TIME		MPH	DIFF	TIME OF DAY
1 -	53.125	123.3	33.534	92.0	46.603	***122.6***	28.054	109.9	2:41.316		81.68	10.648	09:31:33.167
2 -	46.610	***127.0***	31.536	***92.5***	45.952	***122.6***	***27.634***	109.4	2:31.732		86.84	1.064	09:34:04.899
3 -	45.805	125.6	31.602	90.9	***45.574***	119.1	28.121	109.7	~~2:31.102~~	**D**	87.21	0.434	09:36:36.001
4 -	46.419	125.4	32.656	91.3	48.966	118.1	28.338	109.2	2:36.379		84.26	5.711	09:39:12.380
5 -	46.785	126.1	31.473	91.8	46.429	121.5	27.983	109.2	2:32.670		86.31	2.002	09:41:45.050
6 -	***45.757***	125.4	31.519	91.5	46.139	121.1	27.662	109.2	2:31.077	**(2)**	87.22	0.409	09:44:16.127
7 -	46.221	124.7	***31.152***	92.4	45.604	***122.6***	27.691	109.9	***2:30.668***	**(1)**	***87.46***		***09:46:46.795***
8 -	46.104	123.1	31.582	92.4	46.286	***122.6***	27.752	***110.3***	2:31.724	**(3)**	86.85	1.056	09:49:18.519

P30 13 Box Brenden HAFFNER — Boxster S 3.2 - Supatune

IDEAL LAP TIME : 2:29.802 BEST LAP TIME : 2:30.819 DIFFERENCE : 1.017

LAP	SECTOR 1		SECTOR 2		SECTOR 3		SECTOR 4		LAP TIME		MPH	DIFF	TIME OF DAY
1 -	52.601	122.2	33.804	87.0	49.979	119.4	28.704	106.5	2:45.088		79.82	14.269	09:31:41.971
2 -	47.081	122.0	33.795	87.8	46.357	119.6	27.769	107.4	2:35.002		85.01	4.183	09:34:16.973
3 -	46.807	123.5	31.646	89.2	46.039	119.4	28.178	107.6	2:32.670	**(3)**	86.31	1.851	09:36:49.643
4 -	46.246	124.0	32.416	90.6	47.144	118.5	27.877	***108.8***	2:33.683		85.74	2.864	09:39:23.326
5 -	47.445	123.3	31.989	89.2	45.890	118.1	27.594	108.3	2:32.918		86.17	2.099	09:41:56.244
6 -	45.922	***126.3***	31.866	89.4	***45.505***	118.3	***27.526***	108.1	***2:30.819***	**(1)**	***87.37***		***09:44:27.063***
7 -	45.715	123.1	31.915	89.8	45.805	***120.2***	27.658	107.9	2:31.093	**(2)**	87.21	0.274	09:46:58.156
8 -	***45.449***	124.0	***31.322***	***90.8***	52.929	114.1	28.666	89.7	2:38.366		83.21	7.547	09:49:36.522

Weather / Track : Cloudy / Dry

Silverstone GP: 3.6604 miles
Date: 02/08/2025 Start: 09:27 Finish: 09:47

2025 Porsche Club Motorsport Championship with Pirelli / Boxster Cup

QUALIFYING - RACES 2 & 7 - SECTOR ANALYSIS

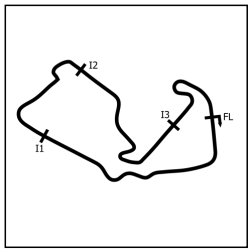

SECTOR 1 = FL to I1, SECTOR 2 = I1 to I2 SECTOR 3 = I2 to I3, SECTOR 4 = I3 to FL, DIFF = Difference To Personal Best Lap, P = Crossed Finish Line in Pit Lane, D = Time Disallowed

P31 56 AM Jason BROWN — Boxster S - ignite automotive

IDEAL LAP TIME : 2:31.270 BEST LAP TIME : 2:31.270 DIFFERENCE : 0.000

LAP	SECTOR 1		SECTOR 2		SECTOR 3		SECTOR 4		LAP TIME		MPH	DIFF	TIME OF DAY
1 -	52.490	125.9	34.347	86.9	48.694	111.4	28.866	109.7	2:44.397	(2)	80.15	13.127	09:31:26.511
2 -	OUTLAP	***129.0***	32.983	87.9	47.253	***124.5***	27.903	109.9	7:21.714		29.83	4:50.444	09:38:48.225
3 -	OUTLAP	128.0	31.840	***91.1***	46.875	122.0	29.664	104.3	7:05.433		30.97	4:34.163	09:45:53.658
4 -	***46.615***	128.8	***31.098***	90.1	***46.226***	122.6	***27.331***	***111.2***	***2:31.270***	**(1)**	***87.11***		***09:48:24.928***

P32 27 Box Barrington DARCY — Boxster S 3.2 - FaFi B

IDEAL LAP TIME : BEST LAP TIME : 2:31.447 DIFFERENCE :

LAP	SECTOR 1		SECTOR 2		SECTOR 3		SECTOR 4		LAP TIME		MPH	DIFF	TIME OF DAY
1 -									2:42.909		80.89	11.462	09:31:46.400
2 -									2:34.223	(2)	85.44	2.776	09:34:20.623
3 -									2:35.867		84.54	4.420	09:36:56.490
4 -									2:35.237		84.88	3.790	09:39:31.727
5 -									2:34.315	(3)	85.39	2.868	09:42:06.042
6 -									2:42.905		80.89	11.458	09:44:48.947
7 -									2:35.933		84.50	4.486	09:47:24.880
8 -									***2:31.447***	**(1)**	***87.01***		***09:49:56.327***

P33 46 Box Matt GOUGH — Boxster S 3.2 - Porsche Centre Nottingham

IDEAL LAP TIME : 2:31.448 BEST LAP TIME : 2:31.638 DIFFERENCE : 0.190

LAP	SECTOR 1		SECTOR 2		SECTOR 3		SECTOR 4		LAP TIME		MPH	DIFF	TIME OF DAY
1 -	OUTLAP	118.3	35.805	85.3	48.588	110.5	29.407	106.0	3:15.972		67.24	44.334	09:31:59.274
2 -	47.131	120.9	32.177	88.1	46.749	117.1	28.491	106.0	2:34.548		85.26	2.910	09:34:33.822
3 -	46.830	121.5	31.999	87.4	46.678	115.7	29.399	105.2	2:34.906		85.06	3.268	09:37:08.728
4 -	47.013	121.3	37.348	88.0	48.249	114.1	28.740	105.5	2:41.350		81.67	9.712	09:39:50.078
5 -	47.004	***121.7***	32.625	***88.3***	46.193	117.3	28.556	105.7	2:34.378	(3)	85.36	2.740	09:42:24.456
6 -	***46.202***	121.5	31.944	88.0	***45.775***	***117.7***	27.717	105.7	***2:31.638***	**(1)**	***86.90***		***09:44:56.094***
7 -	46.424	121.5	***31.809***	***88.3***	45.979	117.5	27.793	***106.4***	2:32.005	(2)	86.69	0.367	09:47:28.099
8 -	46.754	***121.7***	32.700	87.0	47.605	116.5	***27.662***	105.9	2:34.721		85.17	3.083	09:50:02.820

P34 86 Box Ben GREWCOCK — Boxster S 3.2 - Porsche Bournemouth

IDEAL LAP TIME : 2:31.147 BEST LAP TIME : 2:31.685 DIFFERENCE : 0.538

LAP	SECTOR 1		SECTOR 2		SECTOR 3		SECTOR 4		LAP TIME		MPH	DIFF	TIME OF DAY
1 -	49.800	124.0	34.035	86.4	48.576	119.8	28.897	107.9	2:41.308		81.69	9.623	09:31:20.658
2 -	47.332	125.2	32.115	90.6	47.579	120.2	28.627	110.1	2:35.653		84.66	3.968	09:33:56.311
3 -	47.188	125.2	***31.388***	91.8	48.618	121.3	28.016	110.1	2:35.210		84.90	3.525	09:36:31.521
4 -	46.764	124.5	32.642	91.4	46.580	121.7	28.093	109.9	2:34.079		85.52	2.394	09:39:05.600
5 -	46.144	126.1	31.639	92.0	46.295	121.7	27.651	***110.7***	2:31.729	(2)	86.85	0.044	09:41:37.329
6 -	***46.031***	***127.3***	31.518	92.0	***46.102***	***122.6***	28.034	109.6	***2:31.685***	**(1)**	***86.87***		***09:44:09.014***
7 -	47.195	125.4	32.182	88.8	47.463	120.0	28.436	110.3	2:35.276		84.86	3.591	09:46:44.290
8 -	46.471	124.5	31.578	***92.4***	46.217	121.1	***27.626***	107.9	2:31.892	(3)	86.75	0.207	09:49:16.182

P35 88 AM Andreas GEORGIOU — Boxster S - Bradley Performance

IDEAL LAP TIME : 2:31.008 BEST LAP TIME : 2:31.725 DIFFERENCE : 0.717

LAP	SECTOR 1		SECTOR 2		SECTOR 3		SECTOR 4		LAP TIME		MPH	DIFF	TIME OF DAY
1 -	50.825	122.9	33.268	86.7	48.208	118.9	28.478	109.6	2:40.779		81.96	9.054	09:31:17.443
2 -	45.968	125.9	31.831	91.1	***46.168***	122.6	27.758	***109.7***	***2:31.725***	**(1)**	***86.85***		***09:33:49.168***
3 -	45.915	125.9	***31.534***	***91.3***	46.319	112.7	29.725	107.6	2:33.493	(2)	85.85	1.768	09:36:22.661
4 -	45.724	***128.5***	33.652	89.1	47.259	120.2	27.893	***109.7***	~~2:34.528~~	**D**	85.27	2.803	09:38:57.189
5 -	***45.659***	126.8	32.424	87.8	46.566	120.2	29.669	102.1	2:34.318		85.39	2.593	09:41:31.507
6 -	47.220	126.8	32.735	84.5	46.698	***122.9***	***27.647***	109.2	2:34.300	(3)	85.40	2.575	09:44:05.807
7 -	46.381	126.8	33.180	90.0	47.193	120.2	28.750	107.6	2:35.504		84.74	3.779	09:46:41.311
8 -	52.550	79.8	37.812	82.6	55.820	108.7	IN PIT		3:03.789	**P**	71.70	32.064	09:49:45.100

Weather / Track : Cloudy / Dry

Silverstone GP: 3.6604 miles
Date: 02/08/2025 Start: 09:27 Finish: 09:47

2025 Porsche Club Motorsport Championship with Pirelli / Boxster Cup

QUALIFYING - RACES 2 & 7 - SECTOR ANALYSIS

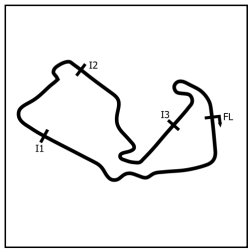

SECTOR 1 = FL to I1, SECTOR 2 = I1 to I2 SECTOR 3 = I2 to I3, SECTOR 4 = I3 to FL, DIFF = Difference To Personal Best Lap, P = Crossed Finish Line in Pit Lane, D = Time Disallowed

P36 20 Box Faye NOBLE-EVANS

Boxster S 3.2 - United Hygiene Solutions

IDEAL LAP TIME : 2:31.491 BEST LAP TIME : 2:31.860 DIFFERENCE : 0.369

LAP	SECTOR 1		SECTOR 2		SECTOR 3		SECTOR 4		LAP TIME		MPH	DIFF	TIME OF DAY
1 -	49.728	118.9	32.679	87.4	48.517	93.5	31.951	103.8	2:42.875		80.90	11.015	09:30:46.329
2 -	47.393	121.3	31.885	91.0	46.612	118.9	27.923	106.7	2:33.813		85.67	1.953	09:33:20.142
3 -	***46.552***	121.7	31.708	90.8	46.294	118.7	28.331	107.1	2:32.885	**(2)**	86.19	1.025	09:35:53.027
4 -	47.974	120.9	33.076	90.3	46.546	118.7	29.155	105.9	2:36.751		84.06	4.891	09:38:29.778
5 -	47.127	121.7	31.645	90.6	47.143	118.7	27.738	***107.6***	2:33.653		85.76	1.793	09:41:03.431
6 -	48.856	***122.4***	31.812	90.4	46.458	117.9	29.886	97.1	2:37.012		83.92	5.152	09:43:40.443
7 -	46.659	***122.4***	***31.123***	90.6	***46.094***	***119.4***	27.984	107.4	***2:31.860***	**(1)**	***86.77***		***09:46:12.303***
8 -	46.641	122.2	31.927	***91.6***	47.302	118.1	***27.722***	107.4	2:33.592	**(3)**	85.79	1.732	09:48:45.895

P37 51 Box Stuart WARNER

Boxster S 3.2 - Supatune

IDEAL LAP TIME : 2:31.547 BEST LAP TIME : 2:32.055 DIFFERENCE : 0.508

LAP	SECTOR 1		SECTOR 2		SECTOR 3		SECTOR 4		LAP TIME		MPH	DIFF	TIME OF DAY
1 -	50.338	120.4	33.611	84.9	48.485	116.3	28.478	107.6	2:40.912		81.89	8.857	09:31:14.378
2 -	47.957	122.9	32.236	88.5	46.782	112.5	28.602	108.7	~~2:35.577~~	**D**	84.70	3.522	09:33:49.955
3 -	***46.338***	124.9	31.780	89.9	46.130	119.1	29.507	103.2	2:33.755	**(3)**	85.70	1.700	09:36:23.710
4 -	46.572	122.6	34.680	81.8	49.052	105.1	28.587	108.3	2:38.891		82.93	6.836	09:39:02.601
5 -	46.857	125.2	***31.779***	***90.8***	46.308	118.1	27.875	110.1	2:32.819	**(2)**	86.23	0.764	09:41:35.420
6 -	46.423	***125.6***	32.202	89.1	***46.092***	***120.6***	***27.338***	***110.3***	***2:32.055***	**(1)**	***86.66***		***09:44:07.475***
7 -	50.143	122.0	32.181	88.7	48.108	98.9	IN PIT		2:45.166	**P**	79.78	13.111	09:46:52.641

P38 3 Box Matthew SHEARS

Boxster S 3.2 - Matt Shears/ Autofarm / UP3

IDEAL LAP TIME : 2:31.830 BEST LAP TIME : 2:32.644 DIFFERENCE : 0.814

LAP	SECTOR 1		SECTOR 2		SECTOR 3		SECTOR 4		LAP TIME		MPH	DIFF	TIME OF DAY
1 -	51.539	119.8	34.369	90.4	47.705	114.9	28.399	109.6	2:42.012		81.33	9.368	09:31:17.920
2 -	46.675	124.0	***31.733***	***92.0***	***46.283***	120.9	***27.664***	***110.3***	~~2:32.355~~	**D**	86.49		09:33:50.275
3 -	46.411	***125.6***	33.658	88.0	48.404	117.5	IN PIT		2:41.714	**P**	81.48	9.070	09:36:31.989
4 -	OUTLAP	124.5	32.207	90.5	46.881	120.0	28.579	109.2	4:59.774		43.95	2:27.130	09:41:31.763
5 -	48.019	124.5	32.306	91.1	46.684	***121.1***	27.826	109.2	2:34.835	**(2)**	85.10	2.191	09:44:06.598
6 -	***46.150***	***125.6***	33.019	90.0	51.215	101.5	28.553	108.8	2:38.937	**(3)**	82.91	6.293	09:46:45.535
7 -	46.579	124.7	31.961	91.4	46.296	120.2	27.808	109.2	***2:32.644***	**(1)**	***86.33***		***09:49:18.179***

P39 68 Box Martin MASON

Boxster S 3.2 - Bahnsport

IDEAL LAP TIME : 2:32.894 BEST LAP TIME : 2:33.329 DIFFERENCE : 0.435

LAP	SECTOR 1		SECTOR 2		SECTOR 3		SECTOR 4		LAP TIME		MPH	DIFF	TIME OF DAY
1 -	50.842	109.4	35.359	85.5	50.570	117.3	30.447	108.7	2:47.218		78.80	13.889	09:31:33.869
2 -	47.542	124.2	33.151	80.5	46.921	119.8	***27.861***	108.3	2:35.475		84.75	2.146	09:34:09.344
3 -	***46.653***	124.9	32.120	83.5	46.379	***120.0***	28.177	107.6	***2:33.329***	**(1)**	***85.94***		***09:36:42.673***
4 -	47.515	124.5	42.824	76.0	50.300	116.3	29.154	108.1	2:49.793		77.61	16.464	09:39:32.466
5 -	47.085	124.7	***32.087***	90.4	46.321	***120.0***	28.482	***109.4***	2:33.975	**(2)**	85.58	0.646	09:42:06.441
6 -	47.026	***125.4***	32.465	***90.5***	47.410	115.5	28.820	108.8	2:35.721		84.62	2.392	09:44:42.162
7 -	47.140	125.2	32.262	89.4	***46.293***	117.7	29.633	107.6	2:35.328		84.83	1.999	09:47:17.490
8 -	47.189	121.7	32.199	89.9	46.774	116.7	28.135	107.9	2:34.297	**(3)**	85.40	0.968	09:49:51.787

P40 60 Box Tony LEVY

Boxster S 3.2 - Supatune Motorsport

IDEAL LAP TIME : 2:32.622 BEST LAP TIME : 2:33.446 DIFFERENCE : 0.824

LAP	SECTOR 1		SECTOR 2		SECTOR 3		SECTOR 4		LAP TIME		MPH	DIFF	TIME OF DAY
1 -	50.081	121.3	34.022	85.2	47.903	***120.6***	28.532	107.2	2:40.538		82.08	7.092	09:31:19.152
2 -	48.100	121.1	32.333	88.7	47.273	118.3	28.678	104.0	2:36.384		84.26	2.938	09:33:55.536
3 -	47.205	119.8	***31.857***	***90.1***	***46.097***	119.8	28.287	***107.9***	***2:33.446***	**(1)**	***85.87***		***09:36:28.982***
4 -	48.251	***124.9***	36.185	79.7	59.908	111.1	29.112	107.2	2:53.456		75.97	20.010	09:39:22.438
5 -	48.034	121.3	33.163	86.9	46.977	117.9	***27.826***	107.2	2:36.000		84.47	2.554	09:41:58.438
6 -	47.132	123.1	32.275	84.3	46.717	117.9	28.029	107.2	2:34.153	**(3)**	85.48	0.707	09:44:32.591
7 -	48.884	121.5	33.660	87.6	48.017	118.5	28.298	106.4	2:38.859		82.95	5.413	09:47:11.450
8 -	***46.842***	122.9	32.030	89.7	46.763	118.1	28.206	107.2	2:33.841	**(2)**	85.65	0.395	09:49:45.291

Weather / Track : Cloudy / Dry

Silverstone GP: 3.6604 miles
Date: 02/08/2025 Start: 09:27 Finish: 09:47

2025 Porsche Club Motorsport Championship with Pirelli / Boxster Cup

QUALIFYING - RACES 2 & 7 - SECTOR ANALYSIS

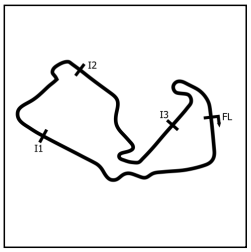

SECTOR 1 = FL to I1, SECTOR 2 = I1 to I2 SECTOR 3 = I2 to I3, SECTOR 4 = I3 to FL, DIFF = Difference To Personal Best Lap, P = Crossed Finish Line in Pit Lane, D = Time Disallowed

P41 4 AM Timothy HARRINGTON — Boxster S - Bradley Performance

IDEAL LAP TIME : BEST LAP TIME : 2:36.485 DIFFERENCE :

LAP	SECTOR 1	SECTOR 2	SECTOR 3	SECTOR 4	LAP TIME	MPH	DIFF	TIME OF DAY
1 -					2:44.967 (3)	79.88	8.482	09:31:30.442
2 -					~~2:37.693~~ D	83.56	1.208	09:34:08.135
3 -					***2:36.485 (1)***	***84.21***		***09:36:44.620***
4 -					~~2:36.981~~ D	83.94	0.496	09:39:21.601
5 -					2:38.067 (2)	83.36	1.582	09:41:59.668
6 -				***IN PIT***	2:39.070 P	82.84	2.585	09:44:38.738

P42 99 Box Graham HEARD — Boxster S 3.2 - Elite Porsche

IDEAL LAP TIME : 2:35.916 BEST LAP TIME : 2:37.030 DIFFERENCE : 1.114

LAP	SECTOR 1		SECTOR 2		SECTOR 3		SECTOR 4		LAP TIME	MPH	DIFF	TIME OF DAY
1 -	49.898	120.4	32.800	87.9	47.520	111.4	28.903	106.9	2:39.121 (2)	82.81	2.091	09:31:05.945
2 -	48.019	***122.4***	***32.244***	***90.3***	48.265	***116.3***	28.502	107.4	***2:37.030 (1)***	***83.91***		***09:33:42.975***
3 -	***47.882***	120.9	33.167	***90.3***	47.989	113.5	IN PIT		2:41.707 P	81.49	4.677	09:36:24.682
4 -	OUTLAP	121.1	33.080	80.3	***47.470***	115.7	***28.320***	107.6	5:40.589	38.69	3:03.559	09:42:05.271
5 -	48.205	119.8	32.927	88.6	50.560	113.9	29.252	106.9	2:40.944	81.87	3.914	09:44:46.215
6 -	48.016	118.5	33.219	80.3	49.637	112.4	28.544	***108.1***	2:39.416	82.66	2.386	09:47:25.631
7 -	47.953	116.1	33.700	79.3	49.179	114.5	28.352	104.2	2:39.184 (3)	82.78	2.154	09:50:04.815

P43 38 Box Eric BRIDGES — Boxster S 3.2 - Car-Tech and Care

IDEAL LAP TIME : 2:37.231 BEST LAP TIME : 2:37.456 DIFFERENCE : 0.225

LAP	SECTOR 1		SECTOR 2		SECTOR 3		SECTOR 4		LAP TIME	MPH	DIFF	TIME OF DAY
1 -	51.294	122.9	35.096	80.8	50.617	102.9	31.380	101.4	2:48.387	78.25	10.931	09:31:02.636
2 -	49.947	124.2	34.859	84.6	49.757	119.1	28.943	107.4	2:43.506	80.59	6.050	09:33:46.142
3 -	48.849	***125.6***	34.336	85.8	48.548	119.1	29.340	107.4	2:41.073	81.81	3.617	09:36:27.215
4 -	49.675	124.9	37.004	70.1	50.768	118.1	29.330	***107.9***	2:46.777	79.01	9.321	09:39:13.992
5 -	49.229	125.2	32.886	87.6	47.965	***120.4***	28.649	107.6	2:38.729 (2)	83.02	1.273	09:41:52.721
6 -	49.033	125.2	33.673	85.3	47.834	119.6	28.754	106.9	2:39.294 (3)	82.72	1.838	09:44:32.015
7 -	49.011	124.5	34.851	79.6	48.129	120.2	***28.513***	107.4	2:40.504	82.10	3.048	09:47:12.519
8 -	***48.509***	124.7	***32.752***	***88.4***	***47.457***	119.4	28.738	107.1	***2:37.456 (1)***	***83.69***		***09:49:49.975***

P44 42 AM Alan WILLIAMS — Boxster S - Elite Motors

IDEAL LAP TIME : 2:38.748 BEST LAP TIME : 2:40.556 DIFFERENCE : 1.808

LAP	SECTOR 1		SECTOR 2		SECTOR 3		SECTOR 4		LAP TIME	MPH	DIFF	TIME OF DAY
1 -	55.122	110.1	58.728	68.8	52.219	106.3	30.323	105.0	3:16.392	67.09	35.836	09:32:18.953
2 -	50.652	121.5	34.424	81.9	47.464	***121.1***	29.960	105.2	2:42.500 (3)	81.09	1.944	09:35:01.453
3 -	50.849	122.2	34.554	84.5	50.031	97.9	30.944	107.2	2:46.378	79.20	5.822	09:37:47.831
4 -	***48.326***	***127.3***	34.988	80.6	49.017	115.9	31.259	101.1	2:43.590	80.55	3.034	09:40:31.421
5 -	49.901	122.4	34.894	83.3	47.693	120.4	30.062	101.4	2:42.550	81.06	1.994	09:43:13.971
6 -	48.736	117.9	33.556	84.2	***47.390***	120.2	30.874	92.4	***2:40.556 (1)***	***82.07***		***09:45:54.527***
7 -	49.082	121.5	***33.544***	***84.6***	49.630	105.6	***29.488***	***107.4***	2:41.744 (2)	81.47	1.188	09:48:36.271

P45 18 Box Eva NOLAN — Boxster S 3.2 - Strasse UK Ltd

IDEAL LAP TIME : 2:40.321 BEST LAP TIME : 2:40.974 DIFFERENCE : 0.653

LAP	SECTOR 1		SECTOR 2		SECTOR 3		SECTOR 4		LAP TIME	MPH	DIFF	TIME OF DAY
1 -	53.301	100.1	37.156	81.0	52.290	94.5	30.901	106.0	2:53.648	75.88	12.674	09:31:28.795
2 -	50.307	108.5	35.280	79.2	51.422	110.3	30.254	105.7	2:47.263	78.78	6.289	09:34:16.058
3 -	49.996	116.9	35.129	76.0	50.262	107.0	30.324	104.7	2:45.711 (3)	79.52	4.737	09:37:01.769
4 -	50.298	118.7	46.651	78.0	52.056	110.7	IN PIT		3:03.494 P	71.81	22.520	09:40:05.263
5 -	OUTLAP	113.9	35.305	84.6	50.402	114.3	30.234	107.4	3:42.986	59.09	1:02.012	09:43:48.249
6 -	50.036	120.0	34.040	83.9	***49.361***	***116.3***	***29.126***	***107.8***	2:42.563 (2)	81.06	1.589	09:46:30.812
7 -	***48.581***	***122.2***	***33.253***	***86.7***	49.800	109.4	29.340	107.2	***2:40.974 (1)***	***81.86***		***09:49:11.786***

Weather / Track : Cloudy / Dry

Silverstone GP: 3.6604 miles
Date: 02/08/2025 Start: 09:27 Finish: 09:47

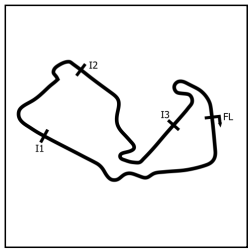

2025 Porsche Club Motorsport Championship with Pirelli / Boxster Cup

QUALIFYING - RACES 2 & 7 - SECTOR ANALYSIS

SECTOR 1 = FL to I1, SECTOR 2 = I1 to I2 SECTOR 3 = I2 to I3, SECTOR 4 = I3 to FL, DIFF = Difference To Personal Best Lap, P = Crossed Finish Line in Pit Lane, D = Time Disallowed

P46 64 Box David HUSSEY — Boxster S 3.2 - Rindt racing

IDEAL LAP TIME : 2:40.994 BEST LAP TIME : 2:41.230 DIFFERENCE : 0.236

LAP	SECTOR 1		SECTOR 2		SECTOR 3		SECTOR 4		LAP TIME		MPH	DIFF	TIME OF DAY
1 -	51.905	105.8	36.089	78.6	51.287	112.2	29.971	104.5	2:49.252		77.85	8.022	09:31:49.833
2 -	50.715	117.3	34.592	79.6	49.559	116.1	29.696	101.1	~~2:44.562~~	D	80.07	3.332	09:34:34.395
3 -	49.690	119.1	34.119	***85.9***	49.406	114.9	29.081	104.5	2:42.296	(3)	81.19	1.066	09:37:16.691
4 -	49.947	120.4	35.760	80.1	49.216	116.7	29.679	104.2	2:44.602		80.05	3.372	09:40:01.293
5 -	50.855	***121.3***	***34.011***	85.1	48.840	116.5	***29.062***	***105.9***	2:42.768		80.96	1.538	09:42:44.061
6 -	49.543	120.4	34.033	84.5	***48.581***	***117.5***	29.073	105.7	***2:41.230***	(1)	***81.73***		***09:45:25.291***
7 -	***49.340***	121.1	34.046	***85.9***	49.128	114.9	29.370	101.8	2:41.884	(2)	81.40	0.654	09:48:07.175

P47 71 Box Simon DYE — Boxster S 3.2 - Privateer

IDEAL LAP TIME : BEST LAP TIME : 2:41.348 DIFFERENCE :

LAP	SECTOR 1		SECTOR 2	SECTOR 3	SECTOR 4	LAP TIME		MPH	DIFF	TIME OF DAY
1 -	54.931	112.5			***100.2***	2:55.063		75.27	13.715	09:31:50.073
2 -	51.177	123.8				2:45.578	(3)	79.58	4.230	09:34:35.651
3 -	49.668	124.2				2:42.247	(2)	81.22	0.899	09:37:17.898
4 -	49.587	***124.5***				2:51.954		76.63	10.606	09:40:09.852
5 -	53.090	118.1				2:48.014		78.43	6.666	09:42:57.866
6 -	49.938					***2:41.348***	(1)	***81.67***		***09:45:39.214***

P48 91 Box Adam SPENCER — Boxster S 3.2 - Supatune Motorsport

IDEAL LAP TIME : 2:41.618 BEST LAP TIME : 2:42.551 DIFFERENCE : 0.933

LAP	SECTOR 1		SECTOR 2		SECTOR 3		SECTOR 4		LAP TIME		MPH	DIFF	TIME OF DAY
1 -	52.932	115.3	36.946	***87.0***	49.697	***117.9***	***29.545***	105.5	2:49.120	(3)	77.91	6.569	09:31:39.751
2 -	***48.724***	***118.3***	35.121	86.9	***48.754***	116.9	29.952	105.7	***2:42.551***	(1)	***81.06***		***09:34:22.302***
3 -	48.822	117.5	44.084	71.3	53.009	98.9	31.838	105.3	2:57.753		74.13	15.202	09:37:20.055
4 -	49.847	116.3	***34.595***	85.1	52.894	112.4	30.377	***106.2***	2:47.713	(2)	78.57	5.162	09:40:07.768
5 -	49.339	117.1	34.603	85.4	50.867	94.7	IN PIT		2:57.135	P	74.39	14.584	09:43:04.903

P49 32 Club Ed HAYES — Cayman - Coneysport

IDEAL LAP TIME : 2:42.299 BEST LAP TIME : 2:58.688 DIFFERENCE : 16.389

LAP	SECTOR 1		SECTOR 2		SECTOR 3		SECTOR 4		LAP TIME		MPH	DIFF	TIME OF DAY
1 -	51.527	89.8	36.807	62.0	1:07.832	74.7	***30.764***	***112.2***	3:06.930	(2)	70.49	8.242	09:31:55.051
2 -	52.084	57.5	45.988	70.1	***49.237***	***126.1***	31.379	96.1	***2:58.688***	(1)	***73.74***		***09:34:53.739***
3 -	1:00.990	82.0	51.955	66.0	1:11.075	94.2	34.320	83.3	3:38.340	(3)	60.35	39.652	09:38:32.079
4 -	***50.094***	***125.9***	***32.204***	***94.2***	53.795	51.7	IN PIT		3:14.766	P	67.65	16.078	09:41:46.845

Weather / Track : Cloudy / Dry

Silverstone GP: 3.6604 miles
Date: 02/08/2025 Start: 09:27 Finish: 09:47

2025 Porsche Club Motorsport Championship with Pirelli / Boxster Cup

QUALIFYING - RACES 2 & 7 - BEST SECTORS

	SECTOR 1		SECTOR 2		SECTOR 3		SECTOR 4	
POS	NO	TIME	NO	TIME	NO	TIME	NO	TIME
1	144	41.615	23	28.437	14	41.803	144	25.247
2	23	42.004	144	28.974	23	41.872	23	25.348
3	9	42.763	14	29.100	144	42.069	14	25.477
4	14	42.851	9	29.222	9	42.770	2	25.581
5	2	43.170	26	29.499	85	42.891	9	25.602
6	85	43.193	22	29.518	74	42.938	22	25.603
7	26	43.222	74	29.590	26	43.043	26	25.687
8	74	43.326	2	29.598	22	43.169	85	26.001
9	22	43.531	43	29.669	2	43.208	43	26.007
10	43	43.540	85	29.786	43	43.393	74	26.038
11	69	43.668	69	29.917	55	43.627	10	26.264
12	10	43.878	44	29.942	15	43.868	69	26.359
13	55	44.129	15	29.975	69	43.948	5	26.450
14	52	44.416	55	30.152	10	43.966	55	26.451
15	15	44.457	52	30.178	44	44.270	44	26.581
16	53	44.476	123	30.181	126	44.411	15	26.799
17	44	44.540	10	30.260	52	44.559	66	26.801
18	123	44.588	126	30.305	77	44.618	52	26.882
19	5	44.942	77	30.311	5	44.719	77	26.949
20	77	45.034	5	30.493	123	44.755	17	26.967
21	126	45.044	171	30.642	8	45.157	171	27.014
22	66	45.056	8	30.789	171	45.314	8	27.032
23	17	45.209	17	30.795	96	45.443	126	27.039
24	8	45.295	81	31.049	13	45.505	81	27.226
25	171	45.385	66	31.093	66	45.517	123	27.269
26	13	45.449	56	31.098	6	45.574	56	27.331
27	88	45.659	53	31.105	81	45.676	51	27.338
28	81	45.740	20	31.123	46	45.775	96	27.379
29	6	45.757	6	31.152	51	46.092	13	27.526
30	96	45.864	96	31.228	20	46.094	86	27.626
31	86	46.031	13	31.322	60	46.097	6	27.634
32	3	46.150	86	31.388	86	46.102	88	27.647
33	46	46.202	88	31.534	17	46.127	46	27.662
34	51	46.338	3	31.733	88	46.168	3	27.664
35	20	46.552	51	31.779	56	46.226	20	27.722
36	56	46.615	46	31.809	3	46.283	60	27.826
37	68	46.653	60	31.857	68	46.293	68	27.861
38	60	46.842	68	32.087	42	47.390	99	28.320
39	99	47.882	32	32.204	38	47.457	38	28.513
40	42	48.326	99	32.244	99	47.470	64	29.062
41	38	48.509	38	32.752	64	48.581	18	29.126
42	18	48.581	18	33.253	91	48.754	42	29.488
43	91	48.724	42	33.544	32	49.237	91	29.545
44	64	49.340	64	34.011	18	49.361	32	30.764
45	71	49.577	91	34.595				
46	32	50.094						
47								
48								
49								

IDEAL / BEST COMPARISON

		PERFECT LAP	2:17.102		
POS	NO	NAME	IDEAL	BEST	DIFF
1	23	CLARK	2:17.661	2:18.048	0.387
2	144	MCALEER	2:17.905	2:18.281	0.376
3	14	MCALEER	2:19.231	2:20.004	0.773
4	9	DYER	2:20.357	2:21.649	1.292
5	26	BURKE	2:21.451	2:21.494	0.043
6	2	MORRIS	2:21.557	2:22.288	0.731
7	22	EVANS	2:21.821	2:22.924	1.103
8	85	BAYSTON	2:21.871	2:22.490	0.619
9	74	BRYAN	2:21.892	2:23.803	1.911
10	43	CHEETHAM	2:22.609	2:23.228	0.619
11	69	CHATHAM	2:23.892	2:24.648	0.756
12	55	MARSTON	2:24.359	2:24.504	0.145
13	10	MORRIS	2:24.368	2:25.810	1.442
14	15	KHAN	2:25.099	2:25.908	0.809
15	44	PORTER	2:25.333	2:26.329	0.996
16	52	LABBETT	2:26.035	2:26.570	0.535
17	5	RICHARDSON	2:26.604	2:27.157	0.553
18	123	WATT	2:26.793	2:27.212	0.419
19	126	HALL	2:26.799	2:27.627	0.828
20	77	ANDREW	2:26.912	2:27.793	0.881
21	8	BREAM	2:28.273	2:28.400	0.127
22	171	BREWER	2:28.355	2:28.355	0.000
23	66	DYE	2:28.467	2:29.282	0.815
24	17	WATT	2:29.098	2:29.415	0.317
25	81	DARLING	2:29.691	2:30.007	0.316
26	13	HAFFNER	2:29.802	2:30.819	1.017
27	96	DYE	2:29.914	2:29.921	0.007
28	6	THOMPSON	2:30.117	2:30.668	0.551
29	88	GEORGIOU	2:31.008	2:31.725	0.717
30	86	GREWCOCK	2:31.147	2:31.685	0.538
31	56	BROWN	2:31.270	2:31.270	0.000
32	46	GOUGH	2:31.448	2:31.638	0.190
33	20	NOBLE-EVANS	2:31.491	2:31.860	0.369
34	51	WARNER	2:31.547	2:32.055	0.508
35	3	SHEARS	2:31.830	2:32.644	0.814
36	60	LEVY	2:32.622	2:33.446	0.824
37	68	MASON	2:32.894	2:33.329	0.435
38	99	HEARD	2:35.916	2:37.030	1.114
39	38	BRIDGES	2:37.231	2:37.456	0.225
40	42	WILLIAMS	2:38.748	2:40.556	1.808
41	18	NOLAN	2:40.321	2:40.974	0.653
42	64	HUSSEY	2:40.994	2:41.230	0.236
43	91	SPENCER	2:41.618	2:42.551	0.933
44	32	HAYES	2:42.299	2:58.688	16.389
45	71	DYE		2:41.348	
46	27	DARCY		2:31.447	
47	53	GREGORY		2:26.804	
48	33	WILKINSON		2:27.923	
49	4	HARRINGTON		2:36.485	

Weather / Track : Cloudy / Dry

Silverstone GP: 3.6604 miles
Date: 02/08/2025 Start: 09:27 Finish: 09:47

Results can be found at www.tsl-timing.com

Printed - 10:15 Saturday, 02 August 2025

2025 Porsche Club Motorsport Championship with Pirelli / Boxster Cup

QUALIFYING - RACES 2 & 7 - BEST SPEEDS

	INTERMEDIATE 1			INTERMEDIATE 2			INTERMEDIATE 3			FINISH LINE		
POS	NO	NAME	MPH	NO	NAME	MPH	NO	NAME	MPH	NO	NAME	MPH
1	144	MCALEER	142.4	23	CLARK	100.6	23	CLARK	134.2	14	MCALEER	122.2
2	14	MCALEER	139.8	85	BAYSTON	98.6	144	MCALEER	134.2	144	MCALEER	121.7
3	2	MORRIS	139.5	144	MCALEER	98.5	14	MCALEER	133.6	2	MORRIS	121.3
4	10	MORRIS	139.5	14	MCALEER	98.2	2	MORRIS	133.1	10	MORRIS	121.3
5	23	CLARK	138.9	22	EVANS	98.1	74	BRYAN	132.3	74	BRYAN	120.8
6	74	BRYAN	138.9	74	BRYAN	97.1	9	DYER	131.0	23	CLARK	120.0
7	9	DYER	136.9	55	MARSTON	97.1	10	MORRIS	130.8	22	EVANS	119.3
8	43	CHEETHAM	136.6	2	MORRIS	96.6	85	BAYSTON	129.5	85	BAYSTON	118.7
9	85	BAYSTON	136.3	9	DYER	96.5	43	CHEETHAM	129.3	55	MARSTON	118.7
10	22	EVANS	135.5	26	BURKE	95.8	26	BURKE	129.0	9	DYER	118.2
11	55	MARSTON	135.0	10	MORRIS	95.8	22	EVANS	128.3	43	CHEETHAM	118.2
12	26	BURKE	133.4	43	CHEETHAM	95.7	55	MARSTON	126.3	26	BURKE	116.8
13	52	LABBETT	130.3	126	HALL	94.3	32	HAYES	126.1	52	LABBETT	114.1
14	126	HALL	130.0	32	HAYES	94.2	56	BROWN	124.5	15	KHAN	113.3
15	77	ANDREW	129.3	69	CHATHAM	94.1	52	LABBETT	124.0	5	RICHARDSON	112.4
16	56	BROWN	129.0	15	KHAN	94.1	5	RICHARDSON	123.8	69	CHATHAM	112.2
17	69	CHATHAM	128.5	52	LABBETT	93.9	69	CHATHAM	123.3	32	HAYES	112.2
18	88	GEORGIOU	128.5	123	WATT	93.8	126	HALL	123.3	126	HALL	112.0
19	5	RICHARDSON	128.3	5	RICHARDSON	93.7	77	ANDREW	123.3	17	WATT	111.4
20	17	WATT	128.3	44	PORTER	93.5	17	WATT	123.3	77	ANDREW	111.2
21	15	KHAN	127.8	17	WATT	93.2	88	GEORGIOU	122.9	66	DYE	111.2
22	66	DYE	127.5	77	ANDREW	93.0	6	THOMPSON	122.6	56	BROWN	111.2
23	86	GREWCOCK	127.3	81	DARLING	92.9	86	GREWCOCK	122.6	44	PORTER	111.0
24	42	WILLIAMS	127.3	171	BREWER	92.5	15	KHAN	122.4	81	DARLING	111.0
25	123	WATT	127.0	6	THOMPSON	92.5	123	WATT	122.2	96	DYE	110.7
26	6	THOMPSON	127.0	86	GREWCOCK	92.4	66	DYE	122.0	86	GREWCOCK	110.7
27	44	PORTER	126.6	66	DYE	92.3	171	BREWER	121.7	123	WATT	110.3
28	53	GREGORY	126.6	96	DYE	92.3	96	DYE	121.7	6	THOMPSON	110.3
29	8	BREAM	126.6	3	SHEARS	92.0	44	PORTER	121.5	51	WARNER	110.3
30	81	DARLING	126.6	53	GREGORY	91.9	81	DARLING	121.5	3	SHEARS	110.3
31	171	BREWER	126.3	8	BREAM	91.8	3	SHEARS	121.1	171	BREWER	109.7
32	13	HAFFNER	126.3	20	NOBLE-EVANS	91.6	42	WILLIAMS	121.1	88	GEORGIOU	109.7
33	96	DYE	126.1	88	GEORGIOU	91.3	51	WARNER	120.6	8	BREAM	109.6
34	32	HAYES	125.9	56	BROWN	91.1	60	LEVY	120.6	68	MASON	109.4
35	51	WARNER	125.6	13	HAFFNER	90.8	38	BRIDGES	120.4	53	GREGORY	108.8
36	3	SHEARS	125.6	51	WARNER	90.8	13	HAFFNER	120.2	13	HAFFNER	108.8
37	38	BRIDGES	125.6	68	MASON	90.5	68	MASON	120.0	99	HEARD	108.1
38	68	MASON	125.4	99	HEARD	90.3	20	NOBLE-EVANS	119.4	60	LEVY	107.9
39	60	LEVY	124.9	60	LEVY	90.1	8	BREAM	119.1	38	BRIDGES	107.9
40	71	DYE	124.5	38	BRIDGES	88.4	91	SPENCER	117.9	18	NOLAN	107.8
41	20	NOBLE-EVANS	122.4	46	GOUGH	88.3	46	GOUGH	117.7	20	NOBLE-EVANS	107.6
42	99	HEARD	122.4	91	SPENCER	87.0	64	HUSSEY	117.5	42	WILLIAMS	107.4
43	18	NOLAN	122.2	18	NOLAN	86.7	99	HEARD	116.3	46	GOUGH	106.4
44	46	GOUGH	121.7	64	HUSSEY	85.9	18	NOLAN	116.3	91	SPENCER	106.2
45	64	HUSSEY	121.3	42	WILLIAMS	84.6				64	HUSSEY	105.9
46	91	SPENCER	118.3							71	DYE	100.2
47												
48												
49												

Weather / Track : Cloudy / Dry

Silverstone GP: 3.6604 miles
Date: 02/08/2025 Start: 09:27 Finish: 09:47

Results can be found at www.tsl-timing.com

Printed - 10:16 Saturday, 02 August 2025

2025 Porsche Club Motorsport Championship with Pirelli / Boxster Cup

QUALIFYING - RACES 2 & 7 - STATISTICS

Competitors Started	49
Planned Start	2025-08-02 @ 09:25:00.000
Actual Start	2025-08-02 @ 09:27:31.123
Finish Time	2025-08-02 @ 09:47:31.630
Track Length	3.6604mi.
Total Laps	354
Total Distance Covered	1295.8161mi.

Session Fastest Lap History

NO	CL	NAME	LAP TIME	TIME OF DAY	LAP	VEHICLE
23	Club	**Simon CLARK**	**2:30.300**	09:30:39.702	1	997
2	Club	**Peter MORRIS**	**2:29.880**	09:30:44.544	1	997 3.8s
23	Club	**Simon CLARK**	**2:18.048**	09:32:57.750	2	997

Flag History

TYPE	TIME OF DAY
GREEN	09:27:31.123
FINISH	09:47:31.630

Flag Statistics

TYPE	COUNT	TOTAL LAPS	TOTAL TIME
Green	1	9	24:15.951
Red	0	0	0.000
Safety Car	0	0	0.000
FCY	0	0	0.000

Weather / Track : Cloudy / Dry

Silverstone GP: 3.6604 miles
Date: 02/08/2025 Start: 09:27 Finish: 09:47

2025 Porsche Club Motorsport Championship with Pirelli / Boxster Cup

QUALIFYING - RACES 2 & 7 - STATISTICS

CLASS : Club

13 Starters

Fastest Lap History

NO	NAME	LAP TIME	TIME OF DAY	LAP	VEHICLE
23	**Simon CLARK**	**2:30.300**	09:30:39.702	1	997
2	**Peter MORRIS**	**2:29.880**	09:30:44.544	1	997 3.8s
23	**Simon CLARK**	**2:18.048**	09:32:57.750	2	997

Weather / Track : Cloudy / Dry

Silverstone GP: 3.6604 miles
Date: 02/08/2025 Start: 09:27 Finish: 09:47

2025 Porsche Club Motorsport Championship with Pirelli / Boxster Cup

QUALIFYING - RACES 2 & 7 - STATISTICS

CLASS : AM

14 Starters

Fastest Lap History

NO	NAME	LAP TIME	TIME OF DAY	LAP	VEHICLE
69	**Oliver CHATHAM**	**2:39.204**	09:30:58.563	1	Boxster S
52	**Darren LABBETT**	**2:37.036**	09:30:59.319	1	Boxster S
52	**Darren LABBETT**	**2:28.281**	09:33:27.600	2	Boxster S
44	**Andrew PORTER**	**2:27.698**	09:35:58.109	3	Boxster S
69	**Oliver CHATHAM**	**2:25.991**	09:41:15.817	5	Boxster S
69	**Oliver CHATHAM**	**2:24.881**	09:43:40.698	6	Boxster S
69	**Oliver CHATHAM**	**2:24.648**	09:46:05.346	7	Boxster S

Weather / Track : Cloudy / Dry

Silverstone GP: 3.6604 miles
Date: 02/08/2025 Start: 09:27 Finish: 09:47

2025 Porsche Club Motorsport Championship with Pirelli / Boxster Cup

QUALIFYING - RACES 2 & 7 - STATISTICS

CLASS : Box

22 Starters

Fastest Lap History

NO	NAME	LAP TIME	TIME OF DAY	LAP	VEHICLE
20	**Faye NOBLE-EVANS**	**2:42.875**	09:30:46.334	1	Boxster S 3.2
96	**Charlie DYE**	**2:38.881**	09:31:02.894	1	Boxster S 3.2
126	**Ethan HALL**	**2:32.493**	09:31:29.875	1	Boxster S 3.2
123	**Max WATT**	**2:28.525**	09:33:40.791	2	Boxster S 3.2
126	**Ethan HALL**	**2:27.627**	09:33:57.502	2	Boxster S 3.2
123	**Max WATT**	**2:27.212**	09:43:52.011	6	Boxster S 3.2

Weather / Track : Cloudy / Dry

Silverstone GP: 3.6604 miles
Date: 02/08/2025 Start: 09:27 Finish: 09:47

2025 Porsche Club Motorsport Championship with Pirelli / Boxster Cup

RACE 2 - GRID (25 minutes) - AMENDED V2

ROW 30				59	91	2:42.551	Adam SPENCER
ROW 29	58	71	2:41.348	Simon DYE	57	64	2:41.230 David HUSSEY
ROW 28	56	18	2:40.974	Eva NOLAN	55	38	2:37.456 Eric BRIDGES
ROW 27	54	99	2:37.030	Graham HEARD	53	60	2:33.446 Tony LEVY
ROW 26	52	68	2:33.329	Martin MASON	51	3	2:32.644 Matthew SHEARS
ROW 25	50	51	2:32.055	Stuart WARNER	49	20	2:31.860 Faye NOBLE-EVANS
ROW 24	48	86	2:31.685	Ben GREWCOCK	47	46	2:31.638 Matt GOUGH
ROW 23	46	27	2:31.447	Barrington DARCY	45	13	2:30.819 Brenden HAFFNER
ROW 22	44	6	2:30.668	Mike THOMPSON	43	81	2:30.007 Perry DARLING
ROW 21	42	96	2:29.921	Charlie DYE	41	8	2:28.400 Bertie BREAM
ROW 20	40	171	2:28.355	Vince BREWER	39	123	2:27.212 Max WATT
ROW 19							
ROW 18							
ROW 17	34	42	2:40.556	Alan WILLIAMS	33	4	2:36.485 Timothy HARRINGTON
ROW 16	32	88	2:31.725	Andreas GEORGIOU	31	56	2:31.270 Jason BROWN
ROW 15	30	17	2:29.415	David WATT	29	66	2:29.282 Julian DYE
ROW 14	28	33	2:27.923	Jess WILKINSON	27	77	2:27.793 Tom ANDREW
ROW 13	26	5	2:27.157	Brian RICHARDSON	25	53	2:26.804 Wayne GREGORY
ROW 12	24	52	2:26.570	Darren LABBETT	23	44	2:26.329 Andrew PORTER
ROW 11	22	15	2:25.908	Shiraz KHAN	21	69	2:24.648 Oliver CHATHAM
ROW 10							
ROW 9							
ROW 8							
ROW 7					13	32	2:58.688 Ed HAYES
ROW 6	12	10	2:25.810	Julian MORRIS	11	55	2:24.504 Stuart MARSTON
ROW 5	10	74	2:23.803	Jim BRYAN	9	43	2:23.228 Steve CHEETHAM
ROW 4	8	22	2:22.924	Pete EVANS	7	85	2:22.490 Richard BAYSTON
ROW 3	6	2	2:22.288	Peter MORRIS	5	9	2:21.649 Chris DYER
ROW 2	4	26	2:21.494	David BURKE	3	14	2:20.004 Mark MCALEER
ROW 1	2	144	2:18.281	Jake MCALEER	1	23	2:18.048 Simon CLARK

Pole

Car 126 - withdrawn

These results are provisional until the conclusion of any judicial and technical matters.

Silverstone GP: 3.6604 miles

Clerk Of Course: Andy Stevens	Timekeeper: Gethin Rees	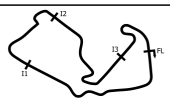

Results can be found at www.tsl-timing.com

Printed - 11:16 Saturday, 02 August 2025

2025 Porsche Club Motorsport Championship with Pirelli / Boxster Cup

RACE 2 - CLASSIFICATION

Race Distance: 9 Laps / 32.94 miles

POS	NO	CL	PIC	NAME	ENTRY	LAPS	TIME	GAP	DIFF	MPH	BEST	ON	GRD	↑↓
1	144	Club	1	Jake MCALEER	997 - RVR Racing with Car Tech & Care	9	25:25.138			77.76	2:20.148	5	2	1
2	14	Club	2	Mark MCALEER	997 - RVR Racing with Car Tech & Care	9	25:26.168	1.030	1.030	77.71	2:19.708	6	3	1
3	9	Club	3	Chris DYER	CaymanS - STRASSE UK LTD	9	25:35.766	10.628	9.598	77.22	2:20.811	5	5	2
4	2	Club	4	Peter MORRIS	997 3.8s - Strasse specialise in Porsche	9	25:36.389	11.251	0.623	77.19	2:20.907	6	6	2
5	74	Club	5	Jim BRYAN	997 - Jim Bryan/Goya/RPP/Bellona	9	25:43.526	18.388	7.137	76.83	2:23.685	8	10	5
6	43	Club	6	Steve CHEETHAM	Cayman S - Lodge Sports Racing	9	25:45.499	20.361	1.973	76.73	2:22.418	6	9	3
7	55	Club	7	Stuart MARSTON	Cayman - County Classics Racing	9	25:53.997	28.859	8.498	76.31	2:24.461	8	11	4
8	10	Club	8	Julian MORRIS	997 - ELITE MOTORS BODYSHOP	9	25:55.353	30.215	1.356	76.25	2:24.867	7	12	4
9	69	AM	1	Oliver CHATHAM	Boxster S - County Classics Racing	9	25:57.476	32.338	2.123	76.14	2:25.597	8	14	5
10	53*	AM	2	Wayne GREGORY	Boxster S - Woods Foodservice Limited	9	26:12.023	46.885	14.547	75.44	2:27.459	8	18	8
11	52	AM	3	Darren LABBETT	Boxster S - Woods Foodservice Limited	9	26:13.629	48.491	1.606	75.36	2:27.648	6	17	6
12	77	AM	4	Tom ANDREW	Boxster S - Mint MSport	9	26:14.069	48.931	0.440	75.34	2:26.794	7	20	8
13	15	AM	5	Shiraz KHAN	Boxster S - Khanage Racing / Supatune Motorsport	9	26:18.718	53.580	4.649	75.12	2:27.365	8	15	2
14	44	AM	6	Andrew PORTER	Boxster S - Coney Sport	9	26:22.370	57.232	3.652	74.95	2:28.181	7	16	2
15	123	Box	1	Max WATT	Boxster S 3.2 - Greatworth Classics	9	26:25.408	1:00.270	3.038	74.80	2:27.909	6	28	13
16	88	AM	7	Andreas GEORGIOU	Boxster S - Bradley Performance	9	26:30.337	1:05.199	4.929	74.57	2:30.307	7	25	9
17	33	AM	8	Jess WILKINSON	Boxster S - Bradley Performance	9	26:31.640	1:06.502	1.303	74.51	2:30.235	6	21	4
18	6	Box	2	Mike THOMPSON	Boxster S 3.2 - Project 7 Racing	9	26:36.607	1:11.469	4.967	74.28	2:30.714	7	33	15
19	8	Box	3	Bertie BREAM	Boxster S 3.2 - Bertie Bream/Supatune Motorsport/Tams Ltd	9	26:37.180	1:12.042	0.573	74.25	2:30.012	6	30	11
20	13	Box	4	Brenden HAFFNER	Boxster S 3.2 - Supatune	9	26:40.737	1:15.599	3.557	74.09	2:30.909	8	34	14
21	27	Box	5	Barrington DARCY	Boxster S 3.2 - FaFi B	9	26:42.127	1:16.989	1.390	74.02	2:31.155	7	35	14
22	86	Box	6	Ben GREWCOCK	Boxster S 3.2 - Porsche Bournemouth	9	26:49.344	1:24.206	7.217	73.69	2:32.027	7	37	15
23	51	Box	7	Stuart WARNER	Boxster S 3.2 - Supatune	9	26:50.092	1:24.954	0.748	73.66	2:30.977	7	39	16
24	171	Box	8	Vince BREWER	Boxster S 3.2 - Porsche Bournemouth	9	26:53.441	1:28.303	3.349	73.50	2:30.356	7	29	5
25	66	AM	9	Julian DYE	Boxster S - Montrose Developments	9	26:54.093	1:28.955	0.652	73.47	2:30.184	5	22	-3
26	81	Box	9	Perry DARLING	Boxster S 3.2 - Perry Darling	9	26:54.424	1:29.286	0.331	73.46	2:30.188	6	32	6
27	20	Box	10	Faye NOBLE-EVANS	Boxster S 3.2 - United Hygiene Solutions	9	26:54.926	1:29.788	0.502	73.43	2:31.484	7	38	11
28	26	Club	9	David BURKE	Cayman S - Parr Motorsport	9	26:55.410	1:30.272	0.484	73.41	2:27.916	7	4	-24
29	3	Box	11	Matthew SHEARS	Boxster S 3.2 - Matt Shears/ Autofarm / UP3	9	26:58.092	1:32.954	2.682	73.29	2:32.947	7	40	11
30	46	Box	12	Matt GOUGH	Boxster S 3.2 - Porsche Centre Nottingham	9	27:00.955	1:35.817	2.863	73.16	2:32.557	8	36	6
31	68	Box	13	Martin MASON	Boxster S 3.2 - Bahnsport	9	27:06.891	1:41.753	5.936	72.89	2:33.380	8	41	10
32	60	Box	14	Tony LEVY	Boxster S 3.2 - Supatune Motorsport	9	27:15.736	1:50.598	8.845	72.50	2:36.694	6	42	10
33	99	Box	15	Graham HEARD	Boxster S 3.2 - Elite Porsche	9	27:16.891	1:51.753	1.155	72.45	2:36.238	5	43	10
34	42	AM	10	Alan WILLIAMS	Boxster S - Elite Motors	9	27:19.166	1:54.028	2.275	72.35	2:38.427	9	27	-7
35	38	Box	16	Eric BRIDGES	Boxster S 3.2 - Car-Tech and Care	9	27:21.501	1:56.363	2.335	72.25	2:38.319	8	44	9
36	17	AM	11	David WATT	Boxster S - Watt Motor Sport	9	27:22.796	1:57.658	1.295	72.19	2:30.054	9	23	-13
37	71*	Box	17	Simon DYE	Boxster S 3.2 - Privateer	9	28:03.250	2:38.112	40.454	70.45	2:41.189	8	47	10
38	91	Box	18	Adam SPENCER	Boxster S 3.2 - Supatune Motorsport	9	28:17.709	2:52.571	14.459	69.85	2:45.711	7	48	10
39	18	Box	19	Eva NOLAN	Boxster S 3.2 - Strasse UK Ltd	8	27:11.608	1 Lap	1 Lap	64.61	2:58.156	7	45	6
40	56	AM	12	Jason BROWN	Boxster S - ignite automotive	8	27:48.933	1 Lap	37.325	63.16	2:40.372	8	24	-16
					NOT CLASSIFIED									
DNF	64	Box		David HUSSEY	Boxster S 3.2 - Rindt racing	7	22:36.620	2 Laps	1 Lap	67.99	2:42.950	7	46	
DNF	22	Club		Pete EVANS	Porsche 996 - United Hygiene Solutions	5	16:07.538	4 Laps	2 Laps	68.09	2:26.477	5	8	
DNF	85	Club		Richard BAYSTON	996 - Selby TVR Sports & Classics Ltd	0							7	
DNF	32	Club		Ed HAYES	Cayman - Coneysport	0							13	
DNF	4	AM		Timothy HARRINGTON	Boxster S - Bradley Performance	0							26	
DNF	96	Box		Charlie DYE	Boxster S 3.2 - Montrose Racing	0							31	
					NOT STARTED									
NS	23	Club		Simon CLARK	997 - FormEvo Clark Racing								1	
NS	5	AM		Brian RICHARDSON	Boxster S - Rindt Vehicle Design Ltd								19	

FASTEST LAP

14	Club	Mark MCALEER	997 - RVR Racing with Car Tech & Care	6	2:19.708	94.32 mph	151.79 kph
69	AM	Oliver CHATHAM	Boxster S - County Classics Racing	8	2:25.597	90.50 mph	145.65 kph
123	Box	Max WATT	Boxster S 3.2 - Greatworth Classics	6	2:27.909	89.09 mph	143.38 kph

***Car 33 - transponder still not working please rectify before your next session - NCR Ch.12 App.6 Art.2.2**
***Cars 53 & 71 - intermittent transponder signals - please rectify before your next session- NCR Ch.12 App.6 Art.2.2**

Weather / Track : Cloudy / Dry
These results are provisional until the conclusion of any judicial and technical matters.

Date: 02/08/2025 Start: 13:20 Finish: 13:45
Silverstone GP: 3.6604 miles

Clerk Of Course: Andy Stevens

Timekeeper: Gethin Rees

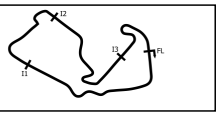

Results can be found at www.tsl-timing.com

Printed - 13:49 Saturday, 02 August 2025

2025 Porsche Club Motorsport Championship with Pirelli / Boxster Cup

RACE 2 - LAP CHART

LAP 1		@ 13:22:55.876	LAP 2		@ 13:26:43.696	LAP 3		@ 13:30:20.683	LAP 4		@ 13:33:45.449	LAP 5		@ 13:36:05.597
NO	BEHIND	LAP TIME	NO	BEHIND	LAP TIME	NO	BEHIND	LAP TIME	NO	BEHIND	LAP TIME	NO	BEHIND	LAP TIME
144		2:48.494	144		3:47.820	144		3:36.987	144		3:24.766	144		2:20.148
14	0.600	2:49.094	14	0.650	3:47.870	14	0.644	3:36.981	14	0.666	3:24.788	14	1.527	2:21.009
2	1.579	2:50.073	2	1.554	3:47.795	2	1.606	3:37.039	2	1.529	3:24.689	9	2.974	2:20.811
9	2.581	2:51.075	9	2.147	3:47.386	9	2.111	3:36.951	9	2.311	3:24.966	2	4.073	2:22.692
22	3.174	2:51.668	22	2.553	3:47.199	22	2.597	3:37.031	22	2.994	3:25.163	74	7.789	2:24.700
74	4.010	2:52.504	74	3.428	3:47.238	74	3.370	3:36.929	74	3.237	3:24.633	22	9.323	2:26.477
10	4.766	2:53.260	10	4.166	3:47.220	10	3.779	3:36.600	10	4.059	3:25.046	43	9.672	2:25.208
43	5.743	2:54.237	43	5.010	3:47.087	43	4.695	3:36.672	43	4.612	3:24.683	10	10.204	2:26.293
26	6.869	2:55.363	69	6.089	3:45.753	69	5.576	3:36.474	69	5.472	3:24.662	69	11.042	2:25.718
69	8.156	2:56.650	15	6.799	3:45.664	15	6.168	3:36.356	15	5.896	3:24.494	55	11.501	2:25.571
15	8.955	2:57.449	26	7.449	3:48.400 P	55	7.212	3:36.443	55	6.078	3:23.632	15	13.721	2:27.973
55	10.051	2:58.545	55	7.756	3:45.525	53	8.561	3:36.069	53	7.811	3:24.016	53	16.643	2:28.980
53	11.893	3:00.387	53	9.479	3:45.406	44	9.325	3:35.544	44	8.150	3:23.591	44	18.315	2:30.313
44	12.849	3:01.343	44	10.768	3:45.739	52	9.697	3:35.282	52	9.183	3:24.252	52	18.394	2:29.359
52	13.615	3:02.109	52	11.402	3:45.607	77	10.579	3:35.376	77	9.860	3:24.047	77	19.241	2:29.529
77	14.415	3:02.909	77	12.190	3:45.595	56	11.287	3:35.309	56	10.593	3:24.072	66	21.903	2:30.184
56	15.615	3:04.109	56	12.965	3:45.170	66	12.130	3:35.416	66	11.867	3:24.503	33	26.867	2:32.997
66	15.725	3:04.219	66	13.701	3:45.796	33	12.533	3:35.429	33	14.018	3:26.251	123	27.459	2:30.004
33	16.395	3:04.889	33	14.091	3:45.516	17	13.220	3:34.966	17	14.342	3:25.888	88	28.573	2:33.358
17	17.757	3:06.251	17	15.241	3:45.304	88	13.557	3:34.554	88	15.363	3:26.572	6	31.170	2:32.943
88	18.534	3:07.028	88	15.990	3:45.276	42	14.348	3:35.059	42	17.180	3:27.598	81	33.236	2:34.211
42	19.595	3:08.089	42	16.276	3:44.501	123	15.750	3:35.204	123	17.603	3:26.619	171	33.487	2:35.802
123	20.889	3:09.383	123	17.533	3:44.464	171	16.430	3:34.688	171	17.833	3:26.169	8	34.158	2:30.992
171	22.038	3:10.532	171	18.729	3:44.511	6	17.067	3:34.620	6	18.375	3:26.074	13	34.630	2:34.258
6	22.825	3:11.319	6	19.434	3:44.429	81	17.323	3:34.483	81	19.173	3:26.616	27	35.467	2:33.850
81	23.410	3:11.904	81	19.827	3:44.237	13	19.409	3:35.352	13	20.520	3:25.877	56	36.918	2:46.473 P
13	25.080	3:13.574	13	21.044	3:43.784	27	19.444	3:34.662	27	21.765	3:27.087	86	37.637	2:35.627
27	26.437	3:14.931	27	21.769	3:43.152	86	20.599	3:35.244	86	22.158	3:26.325	42	38.627	2:41.595
86	27.279	3:15.773	86	22.342	3:42.883	51	21.694	3:35.140	51	23.083	3:26.155	51	38.883	2:35.948
51	28.788	3:17.282	51	23.541	3:42.573	8	22.279	3:34.699	8	23.314	3:25.801	20	39.715	2:34.717
8	29.715	3:18.209	8	24.567	3:42.672	68	23.608	3:35.056	68	24.353	3:25.511	68	40.607	2:36.402
68	30.742	3:19.236	68	25.539	3:42.617	20	25.103	3:35.814	20	25.146	3:24.809	3	40.990	2:35.695
20	32.366	3:20.860	20	26.276	3:41.730	3	25.751	3:35.823	3	25.443	3:24.458	99	42.923	2:36.238
3	33.420	3:21.914	3	26.915	3:41.315	99	27.494	3:37.228	99	26.833	3:24.105	46	45.095	2:37.530
99	34.315	3:22.809	99	27.253	3:40.758	38	29.894	3:38.473	38	27.027	3:21.899	38	46.510	2:39.631
38	35.654	3:24.148	38	28.408	3:40.574	46	31.458	3:39.156	46	27.713	3:21.021	60	47.700	2:39.274
46	36.855	3:25.349	46	29.289	3:40.254	60	32.915	3:39.532	60	28.574	3:20.425	26	47.801	2:31.804
60	38.527	3:27.021	60	30.370	3:39.663	18	34.273	3:38.168	18	31.317	3:21.810	17	51.054	2:56.860
18	39.910	3:28.404	18	33.092	3:41.002	71	35.605	3:38.325	71	31.976	3:21.137	71	53.480	2:41.652
71	40.935	3:29.429	64	34.141	3:40.738	64	36.714	3:39.560	64	32.715	3:20.767	91	1:02.345	2:46.800
64	41.223	3:29.717	71	34.267	3:41.152	91	40.194	3:40.894	91	35.693	3:20.265	64	1:12.182	2:59.615
91	43.914	3:32.408	91	36.287	3:40.193	26	50.110	4:19.648	26	36.145	3:10.801	18	1:34.046	3:22.877 P

Weather / Track : Cloudy / Dry

Silverstone GP: 3.6604 miles
Date: 02/08/2025 Start: 13:20 Finish: 13:45

2025 Porsche Club Motorsport Championship with Pirelli / Boxster Cup

RACE 2 - LAP CHART

LAP 6		@ 13:38:25.799
NO	BEHIND	LAP TIME
144		2:20.202
14	1.033	2:19.708
9	4.447	2:21.675
2	4.778	2:20.907
74	11.517	2:23.930
43	11.888	2:22.418
10	16.314	2:26.312
55	16.673	2:25.374
69	17.480	2:26.640
15	22.419	2:28.900
53	24.283	2:27.842
52	25.840	2:27.648
44	27.305	2:29.192
77	28.118	2:29.079
123	35.166	2:27.909
33	36.900	2:30.235
88	39.253	2:30.882
66	39.771	2:38.070
6	42.648	2:31.680
81	43.222	2:30.188
8	43.968	2:30.012
171	45.317	2:32.032
13	45.484	2:31.056
27	47.296	2:32.031
86	50.542	2:33.107
51	53.269	2:34.588
20	53.718	2:34.205
68	54.202	2:33.797
3	54.622	2:33.834
46	1:00.048	2:35.155
26	1:00.232	2:32.633
42	1:01.230	2:42.805
99	1:02.910	2:40.189
60	1:04.192	2:36.694
38	1:06.034	2:39.726
71	1:14.479	2:41.201
17	1:31.629	3:00.777
91	1:32.146	2:50.003
64	1:35.253	2:43.273

LAP 7		@ 13:40:46.958
NO	BEHIND	LAP TIME
144		2:21.159
14	1.330	2:21.456
9	6.864	2:23.576
2	7.173	2:23.554
74	14.236	2:23.878
43	14.567	2:23.838
10	20.022	2:24.867
55	22.039	2:26.525
69	23.144	2:26.823
15	28.882	2:27.622
53	32.083	2:28.959
52	32.943	2:28.262
77	33.753	2:26.794
44	34.327	2:28.181
18	1 Lap	3:41.865
123	42.517	2:28.510
33	47.225	2:31.484
88	48.401	2:30.307
66	48.874	2:30.262
6	52.203	2:30.714
81	53.344	2:31.281
8	53.680	2:30.871
171	54.514	2:30.356
13	56.411	2:32.086
27	57.292	2:31.155
56	1 Lap	5:03.519 **P**
86	1:01.410	2:32.027
51	1:03.087	2:30.977
20	1:04.043	2:31.484
3	1:06.410	2:32.947
26	1:06.989	2:27.916
68	1:07.302	2:34.259
46	1:12.000	2:33.111
99	1:19.641	2:37.890
60	1:20.520	2:37.487
42	1:22.587	2:42.516
38	1:23.576	2:38.701
71	1:35.150	2:41.830
17	1:41.255	2:30.785
91	1:56.698	2:45.711
64	1:57.044	2:42.950

LAP 8		@ 13:43:07.560
NO	BEHIND	LAP TIME
144		2:20.602
14	1.257	2:20.529
2	9.470	2:22.899
9	10.010	2:23.748
74	17.319	2:23.685
43	17.687	2:23.722
10	25.439	2:26.019
55	25.898	2:24.461
69	28.139	2:25.597
15	35.645	2:27.365
53	38.940	2:27.459
52	41.103	2:28.762
44	43.462	2:29.737
77	43.922	2:30.771
123	51.802	2:29.887
88	59.328	2:31.529
33	1:00.363	2:33.740
66	1:00.477	2:32.205
6	1:02.694	2:31.093
8	1:04.349	2:31.271
171	1:04.953	2:31.041
81	1:04.961	2:32.219
13	1:06.718	2:30.909
27	1:08.235	2:31.545
18	1 Lap	2:58.156
86	1:13.269	2:32.461
51	1:14.039	2:31.554
26	1:14.904	2:28.517
20	1:17.101	2:33.660
68	1:20.080	2:33.380
3	1:20.329	2:34.521
46	1:23.955	2:32.557
60	1:38.066	2:38.148
99	1:39.424	2:40.385
42	1:40.561	2:38.576
38	1:41.293	2:38.319
17	1:52.564	2:31.911
71	1:55.737	2:41.189
56	1 Lap	3:29.908
91	2:24.345	2:48.249

LAP 9		@ 13:45:32.520
NO	BEHIND	LAP TIME
144		2:24.960
14	1.030	2:24.733
9	10.628	2:25.578
2	11.251	2:26.741
74	18.388	2:26.029
43	20.361	2:27.634
55	28.859	2:27.921
10	30.215	2:29.736
69	32.338	2:29.159
53	46.885	2:32.905
52	48.491	2:32.348
77	48.931	2:29.969
15	53.580	2:42.895
44	57.232	2:38.730
123	1:00.270	2:33.428
88	1:05.199	2:30.831
33	1:06.502	2:31.099
6	1:11.469	2:33.735
8	1:12.042	2:32.653
13	1:15.599	2:33.841
27	1:16.989	2:33.714
86	1:24.206	2:35.897
51	1:24.954	2:35.875
171	1:28.303	2:48.310
66	1:28.955	2:53.438
81	1:29.286	2:49.285
20	1:29.788	2:37.647
26	1:30.272	2:40.328
3	1:32.954	2:37.585
46	1:35.817	2:36.822
68	1:41.753	2:46.633
18	1 Lap	2:59.326
60	1:50.598	2:37.492
99	1:51.753	2:37.289
42	1:54.028	2:38.427
38	1:56.363	2:40.030
17	1:57.658	2:30.054
56	1 Lap	2:40.372
71	2:38.112	3:07.335
91	2:52.571	2:53.186

Weather / Track : Cloudy / Dry

Silverstone GP: 3.6604 miles
Date: 02/08/2025 Start: 13:20 Finish: 13:45

2025 Porsche Club Motorsport Championship with Pirelli / Boxster Cup

RACE 2 - POSITION CHART WITH INTERMEDIATES

No	Name	Lap / Pos	L0 - Int1-M	L0 - Int2-M	L0 - Int3-M	L1 - Finish	L1 - Int1-M	L1 - Int2-M	L1 - Int3-M	L2 - Finish	L2 - Int1-M	L2 - Int2-M	L2 - Int3-M	L3 - Finish	L3 - Int1-M	L3 - Int2-M	L3 - Int3-M	L4 - Finish	L4 - Int1-M	L4 - Int2-M	L4 - Int3-M	L5 - Finish	L5 - Int1-M	L5 - Int2-M	L5 - Int3-M	L6 - Finish	L6 - Int1-M	L6 - Int2-M	L6 - Int3-M	L7 - Finish	L7 - Int1-M	L7 - Int2-M	L7 - Int3-M	L8 - Finish
23	CLARK	1	144	144	144	144	144	144	144	144	144	144	144	144	144	144	144	144	144	144	144	144	144	144	144	144	144	144	144	144	144	144	144	144
144	MCALEER	2	14	14	14	14	14	14	14	14	14	14	14	14	14	14	14	14	14	14	14	14	14	14	14	14	14	14	14	14	14	14	14	14
14	MCALEER	3	2	2	2	2	2	2	2	2	2	2	2	2	2	2	2	2	2	9	9	9	9	9	9	9	9	9	9	9	9	9	9	2
26	BURKE	4	9	9	9	9	9	9	9	9	9	9	9	9	9	9	9	9	9	2	2	2	2	2	2	2	2	2	2	2	2	2	2	9
9	DYER	5	22	22	22	22	22	22	22	22	22	22	22	22	22	22	22	22	74	74	74	74	74	74	74	74	74	74	74	74	74	74	74	74
2	MORRIS	6	74	74	74	74	74	74	74	74	74	74	74	74	74	74	74	74	22	22	22	22	22	43	43	43	43	43	43	43	43	43	43	43
85	BAYSTON	7	10	10	10	10	10	10	10	10	10	10	10	10	10	10	10	10	10	43	43	43	43	22	10	10	10	10	10	10	10	10	10	10
22	EVANS	8	43	43	43	43	43	43	43	43	43	43	43	43	43	43	43	43	43	10	10	10	10	10	69	55	55	55	55	55	55	55	55	55
43	CHEETHAM	9	26	26	26	26	26	26	26	69	69	69	69	69	69	69	69	69	69	69	69	69	69	69	55	69	69	69	69	69	69	69	69	69
74	BRYAN	10	69	69	69	69	69	69	69	15	15	15	15	15	15	15	15	15	55	55	55	55	55	55	15	15	15	15	15	15	15	15	15	15
55	MARSTON	11	15	15	15	15	15	15	15	55	55	55	55	55	55	55	55	55	15	15	15	15	15	15	52	53	53	52	52	53	53	52	52	53
10	MORRIS	12	55	55	55	55	55	55	55	53	53	44	53	53	53	44	44	53	53	44	52	53	53	53	44	52	52	77	77	52	52	77	44	52
32	HAYES	13	53	44	44	53	53	53	53	44	44	52	44	44	44	52	52	44	44	52	44	44	52	52	77	44	77	44	44	77	77	44	77	44
69	CHATHAM	14	44	52	52	44	44	44	44	52	52	77	52	52	52	77	77	52	52	77	77	52	44	44	123	77	44	123	123	44	44	123	123	77
15	KHAN	15	52	77	77	52	52	52	52	77	77	56	77	77	77	56	56	77	77	56	56	77	77	77	88	123	123	88	88	123	123	88	88	123
44	PORTER	16	77	66	66	77	77	77	77	56	56	66	56	56	56	66	66	56	56	66	66	66	66	66	66	33	88	66	66	33	66	66	66	88
52	LABBETT	17	56	56	56	56	56	56	56	66	66	17	66	66	66	17	17	66	66	17	123	33	123	123	6	88	66	6	6	88	88	6	6	33
53	GREGORY	18	66	17	17	66	66	66	66	33	17	88	17	33	17	88	88	33	17	88	88	123	88	88	81	66	6	81	81	66	6	81	8	66
5	RICHARDSON	19	17	88	88	33	17	17	17	17	88	42	88	17	88	42	42	17	88	123	6	88	6	6	8	6	81	8	8	6	81	8	81	6
77	ANDREW	20	88	42	42	17	88	88	88	88	42	123	42	88	42	123	123	88	123	171	81	6	81	81	13	81	8	171	171	81	8	171	171	8
33	WILKINSON	21	42	123	123	88	42	42	42	42	123	171	123	42	123	171	171	42	42	6	171	81	171	8	171	8	171	13	13	8	171	13	13	171
66	DYE	22	123	171	171	42	123	123	123	123	171	6	171	123	171	6	6	123	171	81	13	171	8	171	27	171	13	27	27	171	13	27	27	81
17	WATT	23	171	6	6	123	171	171	171	171	6	81	6	171	6	81	81	171	81	13	8	8	13	13	86	13	27	86	86	13	27	86	86	13
56	BROWN	24	6	81	81	171	6	6	6	6	81	13	81	6	81	13	13	6	6	42	27	13	27	27	51	27	86	51	51	27	86	51	51	27
88	GEORGIOU	25	81	13	13	6	81	81	81	81	13	27	13	81	13	27	27	81	13	8	42	27	86	86	20	86	51	20	20	86	51	20	26	86
4	HARRINGTON	26	13	27	27	81	13	13	13	13	27	86	27	13	27	86	86	13	27	27	86	86	42	51	68	51	20	68	3	51	20	26	20	51
42	WILLIAMS	27	27	86	86	13	27	27	27	27	86	51	86	27	86	51	51	27	8	86	51	42	51	20	3	20	68	3	68	20	26	3	3	26
123	WATT	28	86	51	51	27	86	86	86	86	51	8	51	86	51	8	8	86	86	51	20	51	20	68	99	68	3	26	26	3	3	68	68	20
171	BREWER	29	51	8	8	86	51	51	51	51	8	68	8	51	8	68	68	51	51	68	68	20	68	3	42	3	26	46	46	26	68	46	46	68
8	BREAM	30	8	68	68	51	8	8	8	8	68	20	68	8	68	20	20	8	68	20	3	68	3	42	26	46	46	99	99	68	46	99	60	3
96	DYE	31	68	20	20	8	68	68	68	68	20	3	20	68	20	3	3	68	20	3	99	3	99	99	46	26	99	60	60	46	99	60	99	46
81	DARLING	32	20	3	3	68	20	20	20	20	3	99	3	20	3	99	99	20	3	99	46	99	46	46	60	42	60	42	42	99	60	42	42	60
6	THOMPSON	33	3	99	99	20	3	3	3	3	99	38	99	3	99	38	38	3	99	46	38	46	26	26	38	99	42	38	38	60	42	38	38	99
13	HAFFNER	34	99	38	38	3	99	99	99	99	38	46	38	99	38	46	46	99	46	38	60	38	38	60	91	60	38	17	17	42	38	17	17	42
27	DARCY	35	38	46	46	99	38	38	38	38	46	60	46	38	46	60	60	38	38	60	26	60	60	38	17	38	71	91	91	38	71	91	91	38
46	GOUGH	36	46	60	60	38	46	46	46	46	60	18	60	46	60	18	18	46	60	26	17	26	17	17	64	71	17	64	64	71	17	64	18	17
86	GREWCOCK	37	60	18	18	46	60	60	60	60	18	64	18	60	18	64	64	60	18	18	91	17	71	91	18	17	91	18	18	17	91	18	71	91
20	NOBLE-EVANS	38	18	64	64	60	18	18	18	18	71	91	64	18	71	91	91	18	26	91	64	71	91	64	56	91	64	56	56	91	64	56	91	91
51	WARNER	39	64	91	91	18	71	64	64	64	64	26	91	71	64	26	26	71	64	64	18	91	64	18	64	18	64	18	18					
3	SHEARS	40	91	71	64	91	91	71	91	26	64	91	64	91	64	18	56	18	56	18	56	56												
68	MASON	41	64	91	91	26	91	26	91	56	56																							
60	LEVY	42	91	26	26																													
99	HEARD	43																																
38	BRIDGES	44																																
18	NOLAN	45																																

Weather / Track : Cloudy / Dry

Silverstone GP: 3.6604 miles
Date: 02/08/2025 Start: 13:20 Finish: 13:45

2025 Porsche Club Motorsport Championship with Pirelli / Boxster Cup

RACE 2 - POSITION CHART WITH INTERMEDIATES

No	Name	Lap / Pos	L8 - Int1-M	L8 - Int2-M	L8 - Int3-M	L9 - Finish
23	CLARK	1	144	144	144	144
144	MCALEER	2	14	14	14	14
14	MCALEER	3	2	2	9	9
26	BURKE	4	9	9	2	2
9	DYER	5	74	74	74	74
2	MORRIS	6	43	43	43	43
85	BAYSTON	7	10	10	55	55
22	EVANS	8	55	55	10	10
43	CHEETHAM	9	69	69	69	69
74	BRYAN	10	15	15	52	53
55	MARSTON	11	53	53	77	52
10	MORRIS	12	52	52	15	77
32	HAYES	13	44	44	44	15
69	CHATHAM	14	77	77	123	44
15	KHAN	15	123	123	88	123
44	PORTER	16	88	88	6	88
52	LABBETT	17	66	6	8	33
53	GREGORY	18	6	8	81	6
5	RICHARDSON	19	8	81	13	8
77	ANDREW	20	81	171	27	13
33	WILKINSON	21	171	13	86	27
66	DYE	22	13	27	51	86
17	WATT	23	27	26	26	51
56	BROWN	24	26	86	20	171
88	GEORGIOU	25	86	51	171	66
4	HARRINGTON	26	51	20	66	81
42	WILLIAMS	27	20	68	3	20
123	WATT	28	68	3	46	26
171	BREWER	29	3	46	68	3
8	BREAM	30	46	60	60	46
96	DYE	31	60	99	99	68
81	DARLING	32	99	42	42	60
6	THOMPSON	33	42	38	38	99
13	HAFFNER	34	38	17	17	42
27	DARCY	35	17	91	91	38
46	GOUGH	36	71	17		
86	GREWCOCK	37	71			
20	NOBLE-EVANS	38				
51	WARNER	39				
3	SHEARS	40				
68	MASON	41				
60	LEVY	42				
99	HEARD	43				
38	BRIDGES	44				
18	NOLAN	45				

Weather / Track : Cloudy / Dry

Silverstone GP: 3.6604 miles
Date: 02/08/2025 Start: 13:20 Finish: 13:45

2025 Porsche Club Motorsport Championship with Pirelli / Boxster Cup

RACE 2 - POSITION CHART WITH INTERMEDIATES

		Lap	L0 - Int1-M	L0 - Int2-M	L0 - Int3-M	L1 - Finish	L1 - Int1-M	L1 - Int2-M	L1 - Int3-M	L2 - Finish	L2 - Int1-M	L2 - Int2-M	L2 - Int3-M	L3 - Finish	L3 - Int1-M	L3 - Int2-M	L3 - Int3-M	L4 - Finish	L4 - Int1-M	L4 - Int2-M	L4 - Int3-M	L5 - Finish	L5 - Int1-M	L5 - Int2-M	L5 - Int3-M	L6 - Finish	L6 - Int1-M	L6 - Int2-M	L6 - Int3-M	L7 - Finish	L7 - Int1-M	L7 - Int2-M	L7 - Int3-M	L8 - Finish
No	Name	Pos																																
64	HUSSEY	46																																
71	DYE	47																																
91	SPENCER	48																																

Weather / Track : Cloudy / Dry

Silverstone GP: 3.6604 miles
Date: 02/08/2025 Start: 13:20 Finish: 13:45

2025 Porsche Club Motorsport Championship with Pirelli / Boxster Cup

RACE 2 - POSITION CHART WITH INTERMEDIATES

No	Name	Lap / Pos	L8 - Int1-M	L8 - Int2-M	L8 - Int3-M	L9 - Finish
64	HUSSEY	46				
71	DYE	47				
91	SPENCER	48				

Weather / Track : Cloudy / Dry

Silverstone GP: 3.6604 miles
Date: 02/08/2025 Start: 13:20 Finish: 13:45

2025 Porsche Club Motorsport Championship with Pirelli / Boxster Cup

RACE 2 - SECTOR ANALYSIS

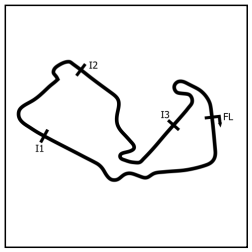

SECTOR 1 = FL to I1, SECTOR 2 = I1 to I2 SECTOR 3 = I2 to I3, SECTOR 4 = I3 to FL, DIFF = Difference To Personal Best Lap, P = Crossed Finish Line in Pit Lane, D = Time Disallowed

P1 144 Club Jake MCALEER

997 - RVR Racing with Car Tech & Care

IDEAL LAP TIME : 2:19.512 BEST LAP TIME : 2:20.148 DIFFERENCE : 0.636

LAP	SECTOR 1		SECTOR 2		SECTOR 3		SECTOR 4		LAP TIME		MPH	DIFF	TIME OF DAY
1 -		138.0	33.524	75.0	51.570	91.6	37.566	48.3	2:48.494		78.20	28.346	13:22:55.876
2 -	1:19.388	66.7	45.232	54.2	1:04.491	64.5	38.709	52.9	3:47.820		57.84	1:27.672	13:26:43.696
3 -	1:13.259	76.1	43.203	72.4	1:02.518	74.8	38.007	56.9	3:36.987		60.73	1:16.839	13:30:20.683
4 -	1:11.760	67.1	41.827	60.7	58.603	82.2	32.576	119.7	3:24.766		64.35	1:04.618	13:33:45.449
5 -	42.818	139.8	29.355	97.1	***42.384***	133.6	25.591	***121.1***	***2:20.148***	**(1)**	***94.02***		***13:36:05.597***
6 -	42.981	***140.6***	***29.062***	***97.5***	42.664	***133.9***	***25.495***	120.8	2:20.202	**(2)**	93.99	0.054	13:38:25.799
7 -	42.756	140.3	29.679	93.0	43.116	133.6	25.608	120.6	2:21.159		93.35	1.011	13:40:46.958
8 -	***42.571***	***140.6***	29.398	96.0	42.933	***133.9***	25.700	120.6	2:20.602	**(3)**	93.72	0.454	13:43:07.560
9 -	42.945	***140.6***	29.519	96.2	45.759	120.9	26.737	116.6	2:24.960		90.90	4.812	13:45:32.520

P2 14 Club Mark MCALEER

997 - RVR Racing with Car Tech & Care

IDEAL LAP TIME : 2:19.483 BEST LAP TIME : 2:19.708 DIFFERENCE : 0.225

LAP	SECTOR 1		SECTOR 2		SECTOR 3		SECTOR 4		LAP TIME		MPH	DIFF	TIME OF DAY
1 -		137.5	32.986	72.4	51.715	93.7	37.178	50.2	2:49.094		77.93	29.386	13:22:56.476
2 -	1:19.526	66.0	45.448	49.6	1:04.030	64.8	38.866	53.4	3:47.870		57.83	1:28.162	13:26:44.346
3 -	1:13.165	76.3	43.235	73.1	1:02.474	73.9	38.107	55.2	3:36.981		60.73	1:17.273	13:30:21.327
4 -	1:11.928	65.2	41.672	62.2	58.467	91.9	32.721	118.7	3:24.788		64.34	1:05.080	13:33:46.115
5 -	43.466	138.9	29.515	***96.5***	42.540	132.1	***25.488***	***122.2***	2:21.009	**(3)**	93.45	1.301	13:36:07.124
6 -	42.651	139.2	***29.283***	96.2	***42.157***	***133.4***	25.617	121.3	***2:19.708***	**(1)**	***94.32***		***13:38:26.832***
7 -	43.265	139.8	29.709	92.4	42.844	133.1	25.638	121.3	2:21.456		93.15	1.748	13:40:48.288
8 -	42.733	140.3	29.444	94.9	42.714	132.8	25.638	121.1	2:20.529	**(2)**	93.77	0.821	13:43:08.817
9 -	***42.555***	***140.6***	29.428	95.4	46.448	121.3	26.302	118.0	2:24.733		91.04	5.025	13:45:33.550

P3 9 Club Chris DYER

CaymanS - STRASSE UK LTD

IDEAL LAP TIME : 2:20.569 BEST LAP TIME : 2:20.811 DIFFERENCE : 0.242

LAP	SECTOR 1		SECTOR 2		SECTOR 3		SECTOR 4		LAP TIME		MPH	DIFF	TIME OF DAY
1 -		136.3	33.594	72.1	52.302	100.3	37.399	49.5	2:51.075		77.02	30.264	13:22:58.457
2 -	1:19.194	64.9	45.186	70.1	1:04.519	72.9	38.487	51.7	3:47.386		57.95	1:26.575	13:26:45.843
3 -	1:13.430	66.2	44.007	76.1	1:01.726	66.8	37.788	55.5	3:36.951		60.74	1:16.140	13:30:22.794
4 -	1:11.670	59.7	42.618	80.4	57.830	96.0	32.848	***118.0***	3:24.966		64.29	1:04.155	13:33:47.760
5 -	***42.897***	***137.2***	29.677	93.9	***42.658***	***129.5***	***25.579***	117.6	***2:20.811***	**(1)**	***93.58***		***13:36:08.571***
6 -	42.982	133.9	***29.435***	***96.4***	43.152	129.3	26.106	115.9	2:21.675	**(2)**	93.01	0.864	13:38:30.246
7 -	43.847	132.8	30.088	91.3	43.550	128.0	26.091	117.2	2:23.576	**(3)**	91.78	2.765	13:40:53.822
8 -	43.586	132.3	30.274	93.3	43.679	128.0	26.209	116.1	2:23.748		91.67	2.937	13:43:17.570
9 -	43.666	135.2	29.716	94.7	45.123	120.4	27.073	115.3	2:25.578		90.52	4.767	13:45:43.148

P4 2 Club Peter MORRIS

997 3.8s - Strasse specialise in Porsche

IDEAL LAP TIME : 2:20.829 BEST LAP TIME : 2:20.907 DIFFERENCE : 0.078

LAP	SECTOR 1		SECTOR 2		SECTOR 3		SECTOR 4		LAP TIME		MPH	DIFF	TIME OF DAY
1 -		138.3	33.269	71.5	52.178	97.9	37.205	51.7	2:50.073		77.48	29.166	13:22:57.455
2 -	1:19.394	65.8	45.149	58.2	1:04.627	69.3	38.625	51.4	3:47.795		57.84	1:26.888	13:26:45.250
3 -	1:13.227	69.9	43.157	77.9	1:02.716	64.7	37.939	55.1	3:37.039		60.71	1:16.132	13:30:22.289
4 -	1:11.621	62.0	41.609	71.3	59.033	90.8	32.426	120.2	3:24.689		64.37	1:03.782	13:33:46.978
5 -	43.382	137.5	30.301	90.5	43.347	131.5	***25.662***	120.8	2:22.692	**(2)**	92.35	1.785	13:36:09.670
6 -	***42.966***	***139.2***	***29.324***	***96.6***	***42.877***	***132.6***	25.740	***121.5***	***2:20.907***	**(1)**	***93.52***		***13:38:30.577***
7 -	43.720	138.0	30.422	96.4	43.369	132.3	26.043	121.1	2:23.554		91.79	2.647	13:40:54.131
8 -	43.456	138.0	30.551	95.4	43.224	131.5	25.668	120.2	2:22.899	**(3)**	92.21	1.992	13:43:17.030
9 -	43.735	135.5	29.783	96.0	46.117	122.4	27.106	120.6	2:26.741		89.80	5.834	13:45:43.771

Weather / Track : Cloudy / Dry

Silverstone GP: 3.6604 miles
Date: 02/08/2025 Start: 13:20 Finish: 13:45

2025 Porsche Club Motorsport Championship with Pirelli / Boxster Cup

RACE 2 - SECTOR ANALYSIS

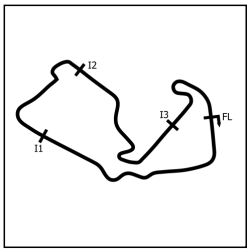

SECTOR 1 = FL to I1, SECTOR 2 = I1 to I2 SECTOR 3 = I2 to I3, SECTOR 4 = I3 to FL, DIFF = Difference To Personal Best Lap, P = Crossed Finish Line in Pit Lane, D = Time Disallowed

P5 74 Club Jim BRYAN

997 - Jim Bryan/Goya/RPP/Bellona

IDEAL LAP TIME : 2:23.034 BEST LAP TIME : 2:23.685 DIFFERENCE : 0.651

LAP	SECTOR 1		SECTOR 2		SECTOR 3		SECTOR 4		LAP TIME		MPH	DIFF	TIME OF DAY
1 -		136.9	33.054	78.4	52.129	97.8	37.963	50.5	2:52.504		76.39	28.819	13:22:59.886
2 -	1:19.022	67.2	45.312	66.9	1:04.419	71.1	38.485	58.6	3:47.238		57.99	1:23.553	13:26:47.124
3 -	1:13.813	65.9	43.853	69.6	1:01.605	67.9	37.658	57.8	3:36.929		60.74	1:13.244	13:30:24.053
4 -	1:11.742	61.9	42.834	70.8	57.303	96.1	32.754	***120.6***	3:24.633		64.39	1:00.948	13:33:48.686
5 -	44.701	136.6	30.285	***97.5***	43.639	130.5	26.075	***120.6***	2:24.700		91.06	1.015	13:36:13.386
6 -	43.872	137.5	***30.197***	96.4	43.714	131.0	26.147	119.7	2:23.930	**(3)**	91.55	0.245	13:38:37.316
7 -	***43.619***	137.5	30.501	92.6	43.688	131.0	***26.070***	119.3	2:23.878	**(2)**	91.59	0.193	13:41:01.194
8 -	43.736	***137.7***	30.472	93.0	***43.148***	***132.1***	26.329	118.4	***2:23.685***	**(1)**	***91.71***		***13:43:24.879***
9 -	43.660	137.5	30.279	94.5	45.376	125.6	26.714	118.4	2:26.029		90.24	2.344	13:45:50.908

P6 43 Club Steve CHEETHAM

Cayman S - Lodge Sports Racing

IDEAL LAP TIME : 2:22.040 BEST LAP TIME : 2:22.418 DIFFERENCE : 0.378

LAP	SECTOR 1		SECTOR 2		SECTOR 3		SECTOR 4		LAP TIME		MPH	DIFF	TIME OF DAY
1 -		136.1	33.664	81.9	52.086	98.8	38.549	53.9	2:54.237		75.63	31.819	13:23:01.619
2 -	1:18.851	70.1	44.943	72.7	1:04.811	70.7	38.482	52.4	3:47.087		58.02	1:24.669	13:26:48.706
3 -	1:13.544	65.2	43.738	75.9	1:02.073	62.6	37.317	62.5	3:36.672		60.81	1:14.254	13:30:25.378
4 -	1:11.662	69.9	42.427	78.8	57.809	97.1	32.785	116.8	3:24.683		64.38	1:02.265	13:33:50.061
5 -	44.628	134.4	29.990	95.7	44.057	126.3	26.533	***119.1***	2:25.208		90.75	2.790	13:36:15.269
6 -	43.933	***137.5***	***29.695***	***96.2***	***42.705***	***132.1***	***26.085***	118.4	***2:22.418***	**(1)**	***92.52***		***13:38:37.687***
7 -	44.022	136.1	30.451	90.0	43.164	131.8	26.201	118.0	2:23.838	**(3)**	91.61	1.420	13:41:01.525
8 -	43.821	136.6	30.381	90.4	43.199	131.8	26.321	118.0	2:23.722	**(2)**	91.68	1.304	13:43:25.247
9 -	***43.555***	135.8	30.339	93.8	45.339	124.2	28.401	110.5	2:27.634		89.25	5.216	13:45:52.881

P7 55 Club Stuart MARSTON

Cayman - County Classics Racing

IDEAL LAP TIME : 2:24.268 BEST LAP TIME : 2:24.461 DIFFERENCE : 0.193

LAP	SECTOR 1		SECTOR 2		SECTOR 3		SECTOR 4		LAP TIME		MPH	DIFF	TIME OF DAY
1 -		118.3	37.569	83.5	48.897	100.0	38.981	44.7	2:58.545		73.80	34.084	13:23:05.927
2 -	1:19.137	62.2	45.119	61.2	1:04.506	71.2	36.763	50.3	3:45.525		58.43	1:21.064	13:26:51.452
3 -	1:14.230	61.6	43.176	63.0	1:03.151	60.1	35.886	56.3	3:36.443		60.88	1:11.982	13:30:27.895
4 -	1:11.450	70.7	43.060	88.7	57.778	96.0	31.344	***118.4***	3:23.632		64.71	59.171	13:33:51.527
5 -	44.676	133.6	30.241	93.9	***44.224***	***128.0***	26.430	117.0	2:25.571	**(3)**	90.52	1.110	13:36:17.098
6 -	44.550	133.9	30.040	91.1	44.440	127.3	26.344	117.2	2:25.374	**(2)**	90.64	0.913	13:38:42.472
7 -	44.310	***134.4***	31.037	90.0	44.932	127.3	26.246	118.2	2:26.525		89.93	2.064	13:41:08.997
8 -	***43.989***	***134.4***	***30.000***	94.2	44.417	126.3	***26.055***	117.6	***2:24.461***	**(1)**	***91.22***		***13:43:33.458***
9 -	44.013	***134.4***	30.119	***94.6***	46.687	118.9	27.102	117.0	2:27.921		89.08	3.460	13:46:01.379

P8 10 Club Julian MORRIS

997 - ELITE MOTORS BODYSHOP

IDEAL LAP TIME : 2:23.918 BEST LAP TIME : 2:24.867 DIFFERENCE : 0.949

LAP	SECTOR 1		SECTOR 2		SECTOR 3		SECTOR 4		LAP TIME		MPH	DIFF	TIME OF DAY
1 -		137.7	33.037	82.0	52.084	97.3	38.469	53.1	2:53.260		76.05	28.393	13:23:00.642
2 -	1:18.958	66.1	45.022	72.8	1:04.581	67.4	38.659	55.7	3:47.220		57.99	1:22.353	13:26:47.862
3 -	1:13.610	64.5	43.759	78.0	1:02.159	62.1	37.072	62.1	3:36.600		60.83	1:11.733	13:30:24.462
4 -	1:11.903	62.0	42.515	74.8	57.722	101.6	32.906	119.7	3:25.046		64.26	1:00.179	13:33:49.508
5 -	45.103	136.6	30.830	***96.4***	***43.921***	***130.0***	26.439	118.7	2:26.293	**(3)**	90.07	1.426	13:36:15.801
6 -	***43.944***	***138.9***	30.148	87.8	45.971	127.3	***26.249***	118.7	2:26.312		90.06	1.445	13:38:42.113
7 -	43.973	136.6	***29.804***	87.8	44.505	127.3	26.585	120.4	***2:24.867***	**(1)**	***90.96***		***13:41:06.980***
8 -	44.799	137.2	30.358	92.3	44.489	129.5	26.373	120.0	2:26.019	**(2)**	90.24	1.152	13:43:32.999
9 -	43.970	136.6	30.291	96.0	48.625	116.1	26.850	***120.6***	2:29.736		88.00	4.869	13:46:02.735

Weather / Track : Cloudy / Dry

Silverstone GP: 3.6604 miles
Date: 02/08/2025 Start: 13:20 Finish: 13:45

2025 Porsche Club Motorsport Championship with Pirelli / Boxster Cup

RACE 2 - SECTOR ANALYSIS

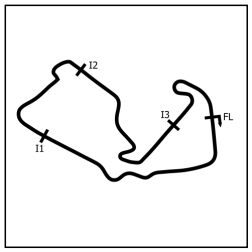

SECTOR 1 = FL to I1, SECTOR 2 = I1 to I2 SECTOR 3 = I2 to I3, SECTOR 4 = I3 to FL, DIFF = Difference To Personal Best Lap, P = Crossed Finish Line in Pit Lane, D = Time Disallowed

P9 69 AM Oliver CHATHAM

Boxster S - County Classics Racing

IDEAL LAP TIME : 2:24.543 BEST LAP TIME : 2:25.597 DIFFERENCE : 1.054

LAP	SECTOR 1		SECTOR 2		SECTOR 3		SECTOR 4		LAP TIME		MPH	DIFF	TIME OF DAY
1 -		126.3	34.919	83.5	50.889	103.5	37.917	47.2	2:56.650		74.59	31.053	13:23:04.032
2 -	1:18.451	67.7	46.133	67.2	1:03.764	78.7	37.405	52.7	3:45.753		58.37	1:20.156	13:26:49.785
3 -	1:13.219	71.0	43.920	74.1	1:02.298	66.1	37.037	54.3	3:36.474		60.87	1:10.877	13:30:26.259
4 -	1:11.578	72.1	43.025	81.1	57.597	100.3	32.462	110.9	3:24.662		64.38	59.065	13:33:50.921
5 -	44.548	126.6	30.346	91.8	***44.358***	***123.8***	***26.466***	***111.0***	2:25.718	**(2)**	90.43	0.121	13:36:16.639
6 -	***44.042***	***127.5***	***29.677***	93.2	45.677	112.9	27.244	110.3	2:26.640	**(3)**	89.86	1.043	13:38:43.279
7 -	44.392	127.3	30.614	89.9	45.188	123.3	26.629	110.5	2:26.823		89.75	1.226	13:41:10.102
8 -	44.346	127.3	30.189	91.8	44.420	122.9	26.642	110.3	***2:25.597***	**(1)**	***90.50***		***13:43:35.699***
9 -	44.467	123.3	30.204	***93.3***	46.693	114.5	27.795	105.5	2:29.159		88.34	3.562	13:46:04.858

P10 53 AM Wayne GREGORY

Boxster S - Woods Foodservice Limited

IDEAL LAP TIME : 2:56.610 BEST LAP TIME : 2:27.459 DIFFERENCE : -29.151

LAP	SECTOR 1		SECTOR 2		SECTOR 3		SECTOR 4		LAP TIME		MPH	DIFF	TIME OF DAY
1 -		120.4						46.8	3:00.387		73.05	32.928	13:23:07.769
2 -	1:19.023	60.8	44.561	69.9	***1:05.074***	***62.9***	36.748	61.5	3:45.406		58.46	1:17.947	13:26:53.175
3 -	1:13.558	66.9				57.9	***35.770***	55.3	3:36.069		60.98	1:08.610	13:30:29.244
4 -	1:11.264	77.3						107.1	3:24.016		64.59	56.557	13:33:53.260
5 -	45.362	***125.4***						***108.8***	2:28.980		88.45	1.521	13:36:22.240
6 -	45.209	124.9	30.994	90.0				108.3	2:27.842	**(2)**	89.13	0.383	13:38:50.082
7 -	45.414	124.5						107.8	2:28.959	**(3)**	88.46	1.500	13:41:19.041
8 -	***44.849***	***125.4***						107.4	***2:27.459***	**(1)**	***89.36***		***13:43:46.500***
9 -	45.540	123.8	***30.917***	***90.3***				105.3	2:32.905		86.18	5.446	13:46:19.405

P11 52 AM Darren LABBETT

Boxster S - Woods Foodservice Limited

IDEAL LAP TIME : 2:27.270 BEST LAP TIME : 2:27.648 DIFFERENCE : 0.378

LAP	SECTOR 1		SECTOR 2		SECTOR 3		SECTOR 4		LAP TIME		MPH	DIFF	TIME OF DAY
1 -		124.7	39.349	82.6	50.298	104.0	38.741	41.9	3:02.109		72.36	34.461	13:23:09.491
2 -	1:19.053	54.3	44.320	64.9	1:05.045	58.5	37.189	55.6	3:45.607		58.41	1:17.959	13:26:55.098
3 -	1:13.688	70.3	44.154	81.6	1:02.127	56.7	35.313	53.2	3:35.282		61.21	1:07.634	13:30:30.380
4 -	1:11.970	69.8	43.550	86.0	56.103	90.6	32.629	112.6	3:24.252		64.51	56.604	13:33:54.632
5 -	***45.086***	***130.5***	31.071	***93.9***	45.540	***124.9***	27.662	113.1	2:29.359		88.22	1.711	13:36:23.991
6 -	45.330	128.5	***30.548***	93.0	44.869	124.5	***26.901***	113.7	***2:27.648***	**(1)**	***89.25***		***13:38:51.639***
7 -	45.549	129.3	30.906	93.2	***44.735***	124.0	27.072	***114.3***	2:28.262	**(2)**	88.88	0.614	13:41:19.901
8 -	45.174	129.8	31.055	92.6	45.266	123.5	27.267	113.3	2:28.762	**(3)**	88.58	1.114	13:43:48.663
9 -	45.690	129.0	31.339	92.3	48.177	118.5	27.142	113.1	2:32.348		86.49	4.700	13:46:21.011

P12 77 AM Tom ANDREW

Boxster S - Mint MSport

IDEAL LAP TIME : 2:26.352 BEST LAP TIME : 2:26.794 DIFFERENCE : 0.442

LAP	SECTOR 1		SECTOR 2		SECTOR 3		SECTOR 4		LAP TIME		MPH	DIFF	TIME OF DAY
1 -		122.0	39.686	73.2	50.271	103.0	38.421	40.5	3:02.909		72.04	36.115	13:23:10.291
2 -	1:19.165	55.0	44.076	65.5	1:05.168	57.5	37.186	57.3	3:45.595		58.41	1:18.801	13:26:55.886
3 -	1:13.952	75.3	43.748	77.4	1:02.232	58.2	35.444	48.7	3:35.376		61.18	1:08.582	13:30:31.262
4 -	1:11.923	69.6	43.243	85.1	56.076	88.6	32.805	109.0	3:24.047		64.58	57.253	13:33:55.309
5 -	45.544	123.5	31.412	91.0	45.232	122.9	27.341	110.3	2:29.529	**(3)**	88.12	2.735	13:36:24.838
6 -	45.545	126.6	31.038	89.4	45.401	122.9	27.095	110.1	2:29.079	**(2)**	88.39	2.285	13:38:53.917
7 -	45.086	126.3	30.477	91.4	***44.253***	***123.5***	26.978	110.3	***2:26.794***	**(1)**	***89.77***		***13:41:20.711***
8 -	45.523	124.5	31.641	84.3	46.819	123.1	***26.788***	110.1	2:30.771		87.40	3.977	13:43:51.482
9 -	***44.894***	***126.8***	***30.417***	***92.3***	47.399	116.1	27.259	***110.7***	2:29.969		87.87	3.175	13:46:21.451

Weather / Track : Cloudy / Dry

Silverstone GP: 3.6604 miles
Date: 02/08/2025 Start: 13:20 Finish: 13:45

2025 Porsche Club Motorsport Championship with Pirelli / Boxster Cup

RACE 2 - SECTOR ANALYSIS

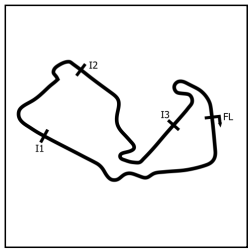

SECTOR 1 = FL to I1, SECTOR 2 = I1 to I2 SECTOR 3 = I2 to I3, SECTOR 4 = I3 to FL, DIFF = Difference To Personal Best Lap, P = Crossed Finish Line in Pit Lane, D = Time Disallowed

P13 15 AM Shiraz KHAN

Boxster S - Khanage Racing / Supatune Motorsport

IDEAL LAP TIME : 2:27.153 BEST LAP TIME : 2:27.365 DIFFERENCE : 0.212

LAP	SECTOR 1		SECTOR 2		SECTOR 3		SECTOR 4		LAP TIME	MPH	DIFF	TIME OF DAY
1 -		122.6	36.274	84.4	49.833	103.8	38.260	47.5	2:57.449	74.26	30.084	13:23:04.831
2 -	1:18.862	66.1	45.567	68.7	1:03.706	74.8	37.529	54.3	3:45.664	58.39	1:18.299	13:26:50.495
3 -	1:13.073	71.3	44.130	77.0	1:02.422	73.5	36.731	58.3	3:36.356	60.90	1:08.991	13:30:26.851
4 -	1:11.783	66.5	42.861	84.7	57.484	99.2	32.366	110.7	3:24.494	64.44	57.129	13:33:51.345
5 -	45.588	***127.5***	30.578	***91.4***	44.995	119.1	26.812	109.0	2:27.973 **(3)**	89.05	0.608	13:36:19.318
6 -	45.851	123.5	30.764	90.4	45.501	118.9	26.784	109.2	2:28.900	88.50	1.535	13:38:48.218
7 -	45.223	124.0	30.852	87.7	44.904	***119.4***	***26.643***	108.8	2:27.622 **(2)**	89.26	0.257	13:41:15.840
8 -	45.285	126.1	***30.489***	87.9	***44.810***	119.1	26.781	109.7	***2:27.365*** **(1)**	***89.42***		***13:43:43.205***
9 -	***45.211***	125.2	30.883	87.2	59.241	94.9	27.560	***110.9***	2:42.895	80.89	15.530	13:46:26.100

P14 44 AM Andrew PORTER

Boxster S - Coney Sport

IDEAL LAP TIME : 2:26.589 BEST LAP TIME : 2:28.181 DIFFERENCE : 1.592

LAP	SECTOR 1		SECTOR 2		SECTOR 3		SECTOR 4		LAP TIME	MPH	DIFF	TIME OF DAY
1 -		125.2	38.389	79.3	50.227	106.0	39.083	43.4	3:01.343	72.66	33.162	13:23:08.725
2 -	1:19.249	54.7	44.075	71.3	1:05.236	60.3	37.179	58.6	3:45.739	58.37	1:17.558	13:26:54.464
3 -	1:13.270	66.1	43.857	82.7	1:02.757	57.4	35.660	53.6	3:35.544	61.13	1:07.363	13:30:30.008
4 -	1:11.347	68.9	43.300	86.1	56.824	92.0	32.120	107.2	3:23.591	64.72	55.410	13:33:53.599
5 -	45.915	121.5	30.835	90.0	46.062	115.7	27.501	108.1	2:30.313	87.66	2.132	13:36:23.912
6 -	46.293	120.6	30.789	89.7	45.360	117.5	26.750	107.4	2:29.192 **(2)**	88.32	1.011	13:38:53.104
7 -	46.077	122.0	30.901	91.0	***44.594***	***120.6***	26.609	***110.5***	***2:28.181*** **(1)**	***88.93***		***13:41:21.285***
8 -	45.224	***126.8***	31.658	87.2	46.328	120.0	***26.527***	110.3	2:29.737 **(3)**	88.00	1.556	13:43:51.022
9 -	***45.133***	125.6	***30.335***	***91.9***	55.916	114.7	27.346	109.2	2:38.730	83.02	10.549	13:46:29.752

P15 123 Box Max WATT

Boxster S 3.2 - Greatworth Classics

IDEAL LAP TIME : 2:27.309 BEST LAP TIME : 2:27.909 DIFFERENCE : 0.600

LAP	SECTOR 1		SECTOR 2		SECTOR 3		SECTOR 4		LAP TIME	MPH	DIFF	TIME OF DAY
1 -		106.3	36.355	76.5	53.097	101.8	35.291	37.2	3:09.383	69.58	41.474	13:23:16.765
2 -	1:19.495	53.0	43.821	73.5	1:04.029	56.0	37.119	62.1	3:44.464	58.70	1:16.555	13:27:01.229
3 -	1:13.788	73.6	47.199	69.8	59.905	39.8	34.312	69.3	3:35.204	61.23	1:07.295	13:30:36.433
4 -	1:12.140	87.4	46.163	80.3	53.044	79.8	35.272	105.7	3:26.619	63.77	58.710	13:34:03.052
5 -	46.634	124.7	30.746	***93.0***	45.618	120.9	***27.006***	***110.7***	2:30.004	87.84	2.095	13:36:33.056
6 -	45.102	***126.6***	30.773	92.6	***44.910***	***122.0***	27.124	110.1	***2:27.909*** **(1)**	***89.09***		***13:39:00.965***
7 -	45.198	125.9	30.806	87.0	45.482	121.5	27.024	109.6	2:28.510 **(2)**	88.73	0.601	13:41:29.475
8 -	45.398	125.6	30.776	92.5	45.857	121.1	27.856	108.8	2:29.887 **(3)**	87.91	1.978	13:43:59.362
9 -	***44.833***	125.4	***30.560***	92.3	48.979	112.0	29.056	108.8	2:33.428	85.88	5.519	13:46:32.790

P16 88 AM Andreas GEORGIOU

Boxster S - Bradley Performance

IDEAL LAP TIME : 2:29.596 BEST LAP TIME : 2:30.307 DIFFERENCE : 0.711

LAP	SECTOR 1		SECTOR 2		SECTOR 3		SECTOR 4		LAP TIME	MPH	DIFF	TIME OF DAY
1 -		121.1	40.461	76.4	50.923	116.9	38.765	42.2	3:07.028	70.45	36.721	13:23:14.410
2 -	1:19.283	54.0	44.186	83.4	1:04.386	63.0	37.421	44.8	3:45.276	58.49	1:14.969	13:26:59.686
3 -	1:13.726	66.6	44.735	70.7	1:02.349	41.3	33.744	55.0	3:34.554	61.41	1:04.247	13:30:34.240
4 -	1:12.729	81.9	45.017	83.2	54.186	75.4	34.640	109.0	3:26.572	63.79	56.265	13:34:00.812
5 -	46.203	126.1	31.640	***91.1***	48.192	119.6	27.323	110.7	2:33.358	85.92	3.051	13:36:34.170
6 -	46.594	123.5	***31.060***	90.8	45.990	121.3	27.238	110.5	2:30.882 **(3)**	87.33	0.575	13:39:05.052
7 -	45.848	125.9	31.499	87.2	***45.930***	***123.3***	***27.030***	***110.9***	***2:30.307*** **(1)**	***87.67***		***13:41:35.359***
8 -	45.762	124.7	32.153	90.9	45.944	122.6	27.670	109.7	2:31.529	86.96	1.222	13:44:06.888
9 -	***45.576***	***126.3***	31.485	89.3	46.339	121.1	27.431	109.9	2:30.831 **(2)**	87.36	0.524	13:46:37.719

Weather / Track : Cloudy / Dry

Silverstone GP: 3.6604 miles
Date: 02/08/2025 Start: 13:20 Finish: 13:45

2025 Porsche Club Motorsport Championship with Pirelli / Boxster Cup

RACE 2 - SECTOR ANALYSIS

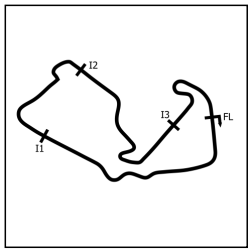

SECTOR 1 = FL to I1, SECTOR 2 = I1 to I2 SECTOR 3 = I2 to I3, SECTOR 4 = I3 to FL, DIFF = Difference To Personal Best Lap, P = Crossed Finish Line in Pit Lane, D = Time Disallowed

P17 33 AM Jess WILKINSON — Boxster S - Bradley Performance

IDEAL LAP TIME : BEST LAP TIME : 2:30.235 DIFFERENCE :

LAP	SECTOR 1		SECTOR 2		SECTOR 3		SECTOR 4		LAP TIME		MPH	DIFF	TIME OF DAY
1 -									3:04.889		71.27	34.654	13:23:12.271
2 -									3:45.516		58.43	1:15.281	13:26:57.787
3 -									3:35.429		61.16	1:05.194	13:30:33.216
4 -									3:26.251		63.89	56.016	13:33:59.467
5 -									2:32.997		86.13	2.762	13:36:32.464
6 -									***2:30.235***	**(1)**	***87.71***		***13:39:02.699***
7 -									2:31.484	**(3)**	86.99	1.249	13:41:34.183
8 -									2:33.740		85.71	3.505	13:44:07.923
9 -									2:31.099	**(2)**	87.21	0.864	13:46:39.022

P18 6 Box Mike THOMPSON — Boxster S 3.2 - Project 7 Racing

IDEAL LAP TIME : 2:30.619 BEST LAP TIME : 2:30.714 DIFFERENCE : 0.095

LAP	SECTOR 1		SECTOR 2		SECTOR 3		SECTOR 4		LAP TIME		MPH	DIFF	TIME OF DAY
1 -		90.6	35.522	87.6	52.954	95.8	35.409	34.9	3:11.319		68.87	40.605	13:23:18.701
2 -	1:19.235	55.0	44.137	78.4	1:03.951	53.7	37.106	60.5	3:44.429		58.71	1:13.715	13:27:03.130
3 -	1:13.119	69.1	47.001	76.8	1:00.050	39.1	34.450	63.3	3:34.620		61.40	1:03.906	13:30:37.750
4 -	1:11.733	88.0	46.262	80.4	53.062	80.4	35.017	***109.4***	3:26.074		63.94	55.360	13:34:03.824
5 -	47.851	124.5	31.605	***92.0***	45.902	121.3	***27.585***	***109.4***	2:32.943		86.16	2.229	13:36:36.767
6 -	46.289	124.5	31.309	90.8	46.170	121.3	27.912	108.8	2:31.680	**(3)**	86.87	0.966	13:39:08.447
7 -	45.932	***126.3***	***31.254***	90.5	***45.849***	***122.0***	27.679	***109.4***	***2:30.714***	**(1)**	***87.43***		***13:41:39.161***
8 -	46.144	126.1	31.288	91.4	45.905	***122.0***	27.756	***109.4***	2:31.093	**(2)**	87.21	0.379	13:44:10.254
9 -	***45.931***	125.9	31.455	91.0	48.504	113.1	27.845	109.2	2:33.735		85.71	3.021	13:46:43.989

P19 8 Box Bertie BREAM — Boxster S 3.2 - Bertie Bream/Supatune Motorsport/Tams Ltd

IDEAL LAP TIME : 2:28.840 BEST LAP TIME : 2:30.012 DIFFERENCE : 1.172

LAP	SECTOR 1		SECTOR 2		SECTOR 3		SECTOR 4		LAP TIME		MPH	DIFF	TIME OF DAY
1 -		87.0	37.236	84.3	51.380	117.1	36.843	46.1	3:18.209		66.48	48.197	13:23:25.591
2 -	1:17.982	56.3	44.174	78.8	1:03.646	56.8	36.870	72.9	3:42.672		59.18	1:12.660	13:27:08.263
3 -	1:13.673	98.1	45.957	81.4	1:00.173	36.2	34.896	60.1	3:34.699		61.37	1:04.687	13:30:42.962
4 -	1:11.192	103.7	47.261	86.9	52.661	92.0	34.687	***109.2***	3:25.801		64.03	55.789	13:34:08.763
5 -	46.154	125.2	31.237	90.0	46.481	119.6	***27.120***	108.5	2:30.992	**(3)**	87.27	0.980	13:36:39.755
6 -	45.332	125.9	31.709	89.9	***45.624***	119.4	27.347	108.1	***2:30.012***	**(1)**	***87.84***		***13:39:09.767***
7 -	45.991	***126.8***	31.820	88.7	45.769	119.1	27.291	108.5	2:30.871	**(2)**	87.34	0.859	13:41:40.638
8 -	46.147	126.6	31.738	89.8	46.021	***119.8***	27.365	108.1	2:31.271		87.11	1.259	13:44:11.909
9 -	***45.271***	126.1	***30.825***	***90.1***	48.318	112.7	28.239	107.4	2:32.653		86.32	2.641	13:46:44.562

P20 13 Box Brenden HAFFNER — Boxster S 3.2 - Supatune

IDEAL LAP TIME : 2:30.317 BEST LAP TIME : 2:30.909 DIFFERENCE : 0.592

LAP	SECTOR 1		SECTOR 2		SECTOR 3		SECTOR 4		LAP TIME		MPH	DIFF	TIME OF DAY
1 -		86.3	36.851	81.8	51.052	110.0	35.707	38.6	3:13.574		68.07	42.665	13:23:20.956
2 -	1:18.950	54.6	44.293	72.7	1:03.616	51.1	36.925	73.5	3:43.784		58.88	1:12.875	13:27:04.740
3 -	1:13.426	87.6	46.748	74.4	1:00.320	39.7	34.858	64.6	3:35.352		61.19	1:04.443	13:30:40.092
4 -	1:11.210	101.2	45.871	77.8	53.877	94.3	34.919	106.2	3:25.877		64.00	54.968	13:34:05.969
5 -	46.182	124.2	32.792	87.3	47.461	119.4	27.823	***108.8***	2:34.258		85.42	3.349	13:36:40.227
6 -	***45.528***	125.9	31.852	85.2	***45.970***	***121.3***	27.706	107.8	2:31.056	**(2)**	87.23	0.147	13:39:11.283
7 -	46.233	***126.1***	31.457	89.4	46.494	119.6	27.902	107.6	2:32.086	**(3)**	86.64	1.177	13:41:43.369
8 -	45.688	125.4	31.349	89.5	46.199	119.6	***27.673***	107.8	***2:30.909***	**(1)**	***87.32***		***13:44:14.278***
9 -	45.724	125.4	***31.146***	***90.1***	49.099	113.9	27.872	107.2	2:33.841		85.65	2.932	13:46:48.119

Weather / Track : Cloudy / Dry

Silverstone GP: 3.6604 miles
Date: 02/08/2025 Start: 13:20 Finish: 13:45

2025 Porsche Club Motorsport Championship with Pirelli / Boxster Cup

RACE 2 - SECTOR ANALYSIS

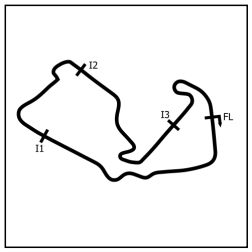

SECTOR 1 = FL to I1, SECTOR 2 = I1 to I2 SECTOR 3 = I2 to I3, SECTOR 4 = I3 to FL, DIFF = Difference To Personal Best Lap, P = Crossed Finish Line in Pit Lane, D = Time Disallowed

P21 27 Box Barrington DARCY

Boxster S 3.2 - FaFi B

IDEAL LAP TIME : 2:30.405 BEST LAP TIME : 2:31.155 DIFFERENCE : 0.750

LAP	SECTOR 1		SECTOR 2		SECTOR 3		SECTOR 4		LAP TIME		MPH	DIFF	TIME OF DAY
1 -		89.5	36.728	86.2	51.296	108.4	36.322	40.8	3:14.931		67.60	43.776	13:23:22.313
2 -	1:18.513	57.9	43.998	73.9	1:03.501	57.1	37.140	68.2	3:43.152		59.05	1:11.997	13:27:05.465
3 -	1:13.594	88.5	46.691	77.3	1:00.190	37.1	34.187	76.7	3:34.662		61.38	1:03.507	13:30:40.127
4 -	1:11.877	98.9	46.009	87.9	53.682	97.1	35.519	107.1	3:27.087		63.63	55.932	13:34:07.214
5 -	47.455	124.0	31.944	89.9	46.605	***121.3***	27.846	***108.7***	2:33.850		85.65	2.695	13:36:41.064
6 -	46.447	123.5	31.892	87.8	46.147	119.8	***27.545***	107.8	2:32.031	**(3)**	86.67	0.876	13:39:13.095
7 -	46.290	***125.4***	31.601	89.0	***45.668***	120.4	27.596	108.5	***2:31.155***	**(1)**	***87.18***		***13:41:44.250***
8 -	***45.799***	124.9	31.610	89.9	46.441	118.7	27.695	107.9	2:31.545	**(2)**	86.95	0.390	13:44:15.795
9 -	45.932	124.2	***31.393***	***90.3***	47.881	114.7	28.508	106.7	2:33.714		85.72	2.559	13:46:49.509

P22 86 Box Ben GREWCOCK

Boxster S 3.2 - Porsche Bournemouth

IDEAL LAP TIME : 2:31.688 BEST LAP TIME : 2:32.027 DIFFERENCE : 0.339

LAP	SECTOR 1		SECTOR 2		SECTOR 3		SECTOR 4		LAP TIME		MPH	DIFF	TIME OF DAY
1 -		91.4	37.130	85.5	50.784	102.1	36.784	41.5	3:15.773		67.31	43.746	13:23:23.155
2 -	1:18.282	59.8	44.365	78.6	1:03.395	51.2	36.841	66.4	3:42.883		59.12	1:10.856	13:27:06.038
3 -	1:13.527	89.8	46.736	80.0	1:00.484	39.1	34.497	60.6	3:35.244		61.22	1:03.217	13:30:41.282
4 -	1:11.276	95.7	47.415	85.2	52.239	89.4	35.395	108.8	3:26.325		63.86	54.298	13:34:07.607
5 -	48.367	124.2	32.250	90.9	47.062	121.1	27.948	109.6	2:35.627		84.67	3.600	13:36:43.234
6 -	47.046	124.9	31.810	***91.4***	46.505	121.3	***27.746***	***110.7***	2:33.107	**(3)**	86.06	1.080	13:39:16.341
7 -	***46.362***	***126.1***	***31.382***	***91.4***	***46.198***	***121.7***	28.085	109.4	***2:32.027***	**(1)**	***86.68***		***13:41:48.368***
8 -	46.651	123.8	31.450	91.1	46.274	121.3	28.086	109.4	2:32.461	**(2)**	86.43	0.434	13:44:20.829
9 -	46.917	121.3	32.044	90.5	47.911	115.5	29.025	108.8	2:35.897		84.52	3.870	13:46:56.726

P23 51 Box Stuart WARNER

Boxster S 3.2 - Supatune

IDEAL LAP TIME : 2:30.858 BEST LAP TIME : 2:30.977 DIFFERENCE : 0.119

LAP	SECTOR 1		SECTOR 2		SECTOR 3		SECTOR 4		LAP TIME		MPH	DIFF	TIME OF DAY
1 -		90.6	37.478	85.1	50.653	107.2	37.037	43.8	3:17.282		66.79	46.305	13:23:24.664
2 -	1:17.774	56.1	44.671	78.3	1:03.340	55.4	36.788	66.0	3:42.573		59.20	1:11.596	13:27:07.237
3 -	1:13.575	92.8	46.786	80.7	1:00.263	40.8	34.516	67.3	3:35.140		61.25	1:04.163	13:30:42.377
4 -	1:11.449	100.1	47.275	85.1	52.640	86.0	34.791	108.7	3:26.155		63.92	55.178	13:34:08.532
5 -	47.761	125.2	32.333	89.5	47.954	117.9	27.900	107.8	2:35.948		84.50	4.971	13:36:44.480
6 -	48.204	124.9	32.041	89.7	46.922	119.6	27.421	***109.6***	2:34.588	**(3)**	85.24	3.611	13:39:19.068
7 -	46.249	125.4	***31.325***	89.9	46.109	119.8	***27.294***	108.8	***2:30.977***	**(1)**	***87.28***		***13:41:50.045***
8 -	***46.222***	***126.8***	31.704	90.0	***46.017***	***120.4***	27.611	108.8	2:31.554	**(2)**	86.95	0.577	13:44:21.599
9 -	47.011	***126.8***	31.763	***90.6***	48.093	116.3	29.008	107.6	2:35.875		84.54	4.898	13:46:57.474

P24 171 Box Vince BREWER

Boxster S 3.2 - Porsche Bournemouth

IDEAL LAP TIME : 2:29.805 BEST LAP TIME : 2:30.356 DIFFERENCE : 0.551

LAP	SECTOR 1		SECTOR 2		SECTOR 3		SECTOR 4		LAP TIME		MPH	DIFF	TIME OF DAY
1 -		88.3	35.420	81.3	53.154	94.9	35.100	35.9	3:10.532		69.16	40.176	13:23:17.914
2 -	1:19.338	56.7	43.840	78.5	1:04.337	52.7	36.996	62.2	3:44.511		58.69	1:14.155	13:27:02.425
3 -	1:13.444	74.5	46.807	72.0	1:00.036	43.7	34.401	65.1	3:34.688		61.38	1:04.332	13:30:37.113
4 -	1:11.970	85.3	46.357	79.3	52.876	82.7	34.966	107.6	3:26.169		63.91	55.813	13:34:03.282
5 -	48.220	124.0	31.553	90.6	48.867	118.5	***27.162***	109.4	2:35.802		84.58	5.446	13:36:39.084
6 -	45.812	124.5	32.245	85.5	46.527	121.3	27.448	***109.7***	2:32.032	**(3)**	86.67	1.676	13:39:11.116
7 -	45.879	125.9	***31.184***	***91.4***	45.886	***122.2***	27.407	***109.7***	***2:30.356***	**(1)**	***87.64***		***13:41:41.472***
8 -	***45.696***	***126.6***	32.077	85.2	***45.763***	121.1	27.505	106.2	2:31.041	**(2)**	87.24	0.685	13:44:12.513
9 -	46.499	123.3	31.761	89.0	1:00.701	110.3	29.349	103.4	2:48.310		78.29	17.954	13:47:00.823

Weather / Track : Cloudy / Dry

Silverstone GP: 3.6604 miles
Date: 02/08/2025 Start: 13:20 Finish: 13:45

2025 Porsche Club Motorsport Championship with Pirelli / Boxster Cup

RACE 2 - SECTOR ANALYSIS

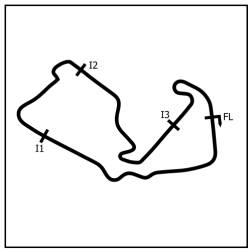

SECTOR 1 = FL to I1, SECTOR 2 = I1 to I2 SECTOR 3 = I2 to I3, SECTOR 4 = I3 to FL, DIFF = Difference To Personal Best Lap, P = Crossed Finish Line in Pit Lane, D = Time Disallowed

P25 66 AM Julian DYE — Boxster S - Montrose Developments

IDEAL LAP TIME : 2:28.251 BEST LAP TIME : 2:30.184 DIFFERENCE : 1.933

LAP	SECTOR 1		SECTOR 2		SECTOR 3		SECTOR 4		LAP TIME		MPH	DIFF	TIME OF DAY
1 -		***128.8***	38.659	70.1	50.536	106.0	38.977	40.7	3:04.219		71.53	34.035	13:23:11.601
2 -	1:19.338	57.9	44.527	78.7	1:04.554	60.6	37.377	51.2	3:45.796		58.36	1:15.612	13:26:57.397
3 -	1:13.958	72.3	44.010	81.7	1:02.528	51.5	34.920	61.6	3:35.416		61.17	1:05.232	13:30:32.813
4 -	1:11.787	76.2	44.333	84.8	55.288	84.6	33.095	108.3	3:24.503		64.43	54.319	13:33:57.316
5 -	46.121	126.1	31.621	88.4	***45.411***	122.4	27.031	110.3	***2:30.184***	**(1)**	***87.74***		***13:36:27.500***
6 -	45.917	126.3	***30.837***	***89.7***	54.226	118.5	27.090	111.2	2:38.070		83.36	7.886	13:39:05.570
7 -	45.688	127.0	31.525	87.2	45.967	***132.8***	27.082	***125.5***	2:30.262	**(2)**	87.69	0.078	13:41:35.832
8 -	***45.179***	126.1	32.773	85.1	47.429	121.5	***26.824***	106.2	2:32.205	**(3)**	86.57	2.021	13:44:08.037
9 -	45.854	125.2				95.4	29.882	104.5	2:53.438		75.97	23.254	13:47:01.475

P26 81 Box Perry DARLING — Boxster S 3.2 - Perry Darling

IDEAL LAP TIME : 2:29.699 BEST LAP TIME : 2:30.188 DIFFERENCE : 0.489

LAP	SECTOR 1		SECTOR 2		SECTOR 3		SECTOR 4		LAP TIME		MPH	DIFF	TIME OF DAY
1 -		88.0	37.283	83.8	50.831	106.5	34.989	36.1	3:11.904		68.66	41.716	13:23:19.286
2 -	1:19.369	63.0	44.117	77.5	1:03.826	49.3	36.925	67.5	3:44.237		58.76	1:14.049	13:27:03.523
3 -	1:13.286	74.8	46.928	77.8	1:00.288	36.8	33.981	64.1	3:34.483		61.43	1:04.295	13:30:38.006
4 -	1:11.828	87.8	46.323	83.1	53.175	78.7	35.290	109.0	3:26.616		63.77	56.428	13:34:04.622
5 -	46.995	124.7	32.508	90.6	47.170	118.9	27.538	110.3	2:34.211		85.45	4.023	13:36:38.833
6 -	***45.869***	126.6	31.528	91.5	45.577	120.9	***27.214***	***110.5***	***2:30.188***	**(1)**	***87.74***		***13:39:09.021***
7 -	46.486	***127.3***	31.687	89.1	***45.563***	***121.5***	27.545	109.9	2:31.281	**(2)**	87.10	1.093	13:41:40.302
8 -	46.295	***127.3***	31.412	91.8	46.655	120.0	27.857	110.1	2:32.219	**(3)**	86.57	2.031	13:44:12.521
9 -	46.445	125.9	***31.053***	***91.9***	47.080	115.9	44.707	99.4	2:49.285		77.84	19.097	13:47:01.806

P27 20 Box Faye NOBLE-EVANS — Boxster S 3.2 - United Hygiene Solutions

IDEAL LAP TIME : 2:31.400 BEST LAP TIME : 2:31.484 DIFFERENCE : 0.084

LAP	SECTOR 1		SECTOR 2		SECTOR 3		SECTOR 4		LAP TIME		MPH	DIFF	TIME OF DAY
1 -		84.5	38.683	81.9	49.900	118.3	36.894	48.3	3:20.860		65.60	49.376	13:23:28.242
2 -	1:17.190	58.1	44.999	76.6	1:02.547	57.0	36.994	62.0	3:41.730		59.43	1:10.246	13:27:09.972
3 -	1:13.916	95.1	46.009	79.3	59.468	40.4	36.421	50.6	3:35.814		61.06	1:04.330	13:30:45.786
4 -	1:11.016	115.5	46.965	86.4	52.116	98.9	34.712	107.4	3:24.809		64.34	53.325	13:34:10.595
5 -	47.081	124.0	32.455	89.5	47.334	120.6	27.847	108.3	2:34.717		85.17	3.233	13:36:45.312
6 -	47.826	123.1	31.906	***90.9***	46.810	***121.3***	***27.663***	***109.2***	2:34.205	**(3)**	85.45	2.721	13:39:19.517
7 -	46.278	124.5	***31.149***	90.8	***46.375***	120.9	27.682	108.5	***2:31.484***	**(1)**	***86.99***		***13:41:51.001***
8 -	***46.213***	***124.7***	31.512	***90.9***	47.676	117.7	28.259	108.7	2:33.660	**(2)**	85.75	2.176	13:44:24.661
9 -	46.456	123.5	31.394	90.4	48.693	114.9	31.104	99.7	2:37.647		83.59	6.163	13:47:02.308

P28 26 Club David BURKE — Cayman S - Parr Motorsport

IDEAL LAP TIME : 2:27.158 BEST LAP TIME : 2:27.916 DIFFERENCE : 0.758

LAP	SECTOR 1		SECTOR 2		SECTOR 3		SECTOR 4		LAP TIME		MPH	DIFF	TIME OF DAY
1 -		127.0	32.027	84.5	52.346	89.4	38.590	52.9	2:55.363		75.14	27.447	13:23:02.745
2 -	1:18.484	66.3	46.696	71.1	1:03.627	77.7	IN PIT		3:48.400	**P**	57.69	1:20.484	13:26:51.145
3 -	OUTLAP	119.8	36.271	78.3	52.023	91.0	30.822	86.9	4:19.648		50.75	1:51.732	13:31:10.793
4 -	59.790	110.3	45.872	77.4	52.686	103.8	32.453	105.2	3:10.801		69.06	42.885	13:34:21.594
5 -	47.055	129.8	31.633	***91.4***	46.114	125.2	27.002	108.5	2:31.804	**(3)**	86.80	3.888	13:36:53.398
6 -	47.331	129.0	31.343	85.5	***45.120***	124.7	28.839	107.2	2:32.633		86.33	4.717	13:39:26.031
7 -	45.239	128.3	31.397	75.2	45.169	***126.1***	***26.111***	***116.3***	***2:27.916***	**(1)**	***89.08***		***13:41:53.947***
8 -	***44.899***	128.8	***31.028***	82.1	46.150	120.4	26.440	115.1	2:28.517	**(2)**	88.72	0.601	13:44:22.464
9 -	45.261	***131.5***	31.630	76.6	50.302	117.1	33.135	84.6	2:40.328		82.19	12.412	13:47:02.792

Weather / Track : Cloudy / Dry

Silverstone GP: 3.6604 miles
Date: 02/08/2025 Start: 13:20 Finish: 13:45

2025 Porsche Club Motorsport Championship with Pirelli / Boxster Cup

RACE 2 - SECTOR ANALYSIS

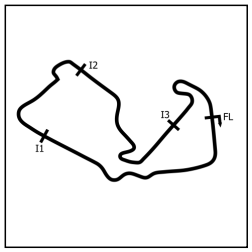

SECTOR 1 = FL to I1, SECTOR 2 = I1 to I2 SECTOR 3 = I2 to I3, SECTOR 4 = I3 to FL, DIFF = Difference To Personal Best Lap, P = Crossed Finish Line in Pit Lane, D = Time Disallowed

P29 3 Box Matthew SHEARS

Boxster S 3.2 - Matt Shears/ Autofarm / UP3

IDEAL LAP TIME : 2:32.332 BEST LAP TIME : 2:32.947 DIFFERENCE : 0.615

LAP	SECTOR 1		SECTOR 2		SECTOR 3		SECTOR 4		LAP TIME	MPH	DIFF	TIME OF DAY
1 -		78.3	38.867	87.8	50.005	111.2	37.336	48.4	3:21.914	65.26	48.967	13:23:29.296
2 -	1:17.151	54.5	44.505	81.2	1:02.640	58.1	37.019	58.9	3:41.315	59.54	1:08.368	13:27:10.611
3 -	1:14.078	90.9	45.888	83.5	59.568	40.1	36.289	43.4	3:35.823	61.05	1:02.876	13:30:46.434
4 -	1:11.041	106.5	47.070	87.1	52.036	103.2	34.311	106.9	3:24.458	64.45	51.511	13:34:10.892
5 -	46.980	125.2	32.565	89.7	48.195	120.4	27.955	***109.0***	2:35.695	84.63	2.748	13:36:46.587
6 -	47.138	125.4	32.275	***91.1***	***46.356***	***122.0***	28.065	***109.0***	2:33.834 **(2)**	85.66	0.887	13:39:20.421
7 -	***46.183***	***126.6***	***31.843***	90.0	46.971	120.4	***27.950***	108.3	***2:32.947*** **(1)**	***86.15***		***13:41:53.368***
8 -	46.572	125.4	32.490	87.7	46.946	119.8	28.513	108.3	2:34.521 **(3)**	85.28	1.574	13:44:27.889
9 -	46.382	126.1	32.606	90.9	49.705	107.3	28.892	107.9	2:37.585	83.62	4.638	13:47:05.474

P30 46 Box Matt GOUGH

Boxster S 3.2 - Porsche Centre Nottingham

IDEAL LAP TIME : 2:32.147 BEST LAP TIME : 2:32.557 DIFFERENCE : 0.410

LAP	SECTOR 1		SECTOR 2		SECTOR 3		SECTOR 4		LAP TIME	MPH	DIFF	TIME OF DAY
1 -		74.5	39.685	78.5	50.247	116.9	37.266	51.3	3:25.349	64.17	52.792	13:23:32.731
2 -	1:16.227	52.7	44.107	75.9	1:03.079	56.1	36.841	60.3	3:40.254	59.82	1:07.697	13:27:12.985
3 -	1:14.257	81.4	45.859	80.7	59.734	40.4	39.306	28.9	3:39.156	60.12	1:06.599	13:30:52.141
4 -	1:07.938	111.8	46.861	85.3	53.000	89.8	33.222	***106.9***	3:21.021	65.55	48.464	13:34:13.162
5 -	47.194	122.4	31.851	***89.2***	50.310	115.7	28.175	105.3	2:37.530	83.65	4.973	13:36:50.692
6 -	46.995	122.4	31.691	86.1	48.062	116.7	28.407	104.2	2:35.155 **(3)**	84.93	2.598	13:39:25.847
7 -	47.341	122.2	***31.635***	86.4	46.360	116.9	***27.775***	105.2	2:33.111 **(2)**	86.06	0.554	13:41:58.958
8 -	46.608	122.2	31.672	87.8	***46.344***	***117.7***	27.933	105.3	***2:32.557*** **(1)**	***86.37***		***13:44:31.515***
9 -	***46.393***	***122.6***	32.056	83.1	49.305	106.5	29.068	104.3	2:36.822	84.03	4.265	13:47:08.337

P31 68 Box Martin MASON

Boxster S 3.2 - Bahnsport

IDEAL LAP TIME : 2:32.518 BEST LAP TIME : 2:33.380 DIFFERENCE : 0.862

LAP	SECTOR 1		SECTOR 2		SECTOR 3		SECTOR 4		LAP TIME	MPH	DIFF	TIME OF DAY
1 -		81.8	38.767	81.9	49.648	115.3	36.218	45.5	3:19.236	66.14	45.856	13:23:26.618
2 -	1:17.792	56.4	44.962	77.6	1:02.876	55.2	36.987	62.5	3:42.617	59.19	1:09.237	13:27:09.235
3 -	1:13.764	92.6	45.870	81.8	59.749	42.2	35.673	60.9	3:35.056	61.27	1:01.676	13:30:44.291
4 -	1:11.928	100.0	46.526	88.0	52.431	97.2	34.626	107.6	3:25.511	64.12	52.131	13:34:09.802
5 -	47.266	124.2	32.751	88.3	48.231	117.9	28.154	107.9	2:36.402	84.25	3.022	13:36:46.204
6 -	47.313	124.7	32.227	***89.9***	***46.382***	120.2	***27.875***	***109.2***	2:33.797 **(2)**	85.68	0.417	13:39:20.001
7 -	***46.311***	***125.6***	***31.950***	88.3	48.065	***120.4***	27.933	107.6	2:34.259 **(3)**	85.42	0.879	13:41:54.260
8 -	46.541	125.4	32.105	87.3	46.651	119.8	28.083	107.6	***2:33.380*** **(1)**	***85.91***		***13:44:27.640***
9 -	46.406	124.9	32.512	89.1	58.922	107.0	28.793	107.4	2:46.633	79.08	13.253	13:47:14.273

P32 60 Box Tony LEVY

Boxster S 3.2 - Supatune Motorsport

IDEAL LAP TIME : 2:35.601 BEST LAP TIME : 2:36.694 DIFFERENCE : 1.093

LAP	SECTOR 1		SECTOR 2		SECTOR 3		SECTOR 4		LAP TIME	MPH	DIFF	TIME OF DAY
1 -		71.9	40.712	81.4	49.455	111.1	38.295	52.1	3:27.021	63.65	50.327	13:23:34.403
2 -	1:15.524	47.4	43.892	83.5	1:03.286	54.2	36.961	63.5	3:39.663	59.99	1:02.969	13:27:14.066
3 -	1:13.869	76.5	46.395	83.1	59.449	35.8	39.819	21.9	3:39.532	60.02	1:02.838	13:30:53.598
4 -	1:07.307	107.8	47.389	84.5	52.104	86.9	33.625	106.4	3:20.425	65.74	43.731	13:34:14.023
5 -	48.587	121.3	***32.146***	87.0	50.380	115.3	28.161	***107.8***	2:39.274	82.73	2.580	13:36:53.297
6 -	48.133	***124.2***	32.559	***87.8***	47.591	114.9	28.411	106.9	***2:36.694*** **(1)**	***84.09***		***13:39:29.991***
7 -	47.983	122.6	33.622	86.2	47.745	***116.1***	***28.137***	107.1	2:37.487 **(2)**	83.67	0.793	13:42:07.478
8 -	48.761	122.0	33.713	86.2	***47.474***	115.5	28.200	106.0	2:38.148	83.32	1.454	13:44:45.626
9 -	***47.844***	122.0	32.613	85.8	48.024	111.2	29.011	106.5	2:37.492 **(3)**	83.67	0.798	13:47:23.118

Weather / Track : Cloudy / Dry

Silverstone GP: 3.6604 miles
Date: 02/08/2025 Start: 13:20 Finish: 13:45

2025 Porsche Club Motorsport Championship with Pirelli / Boxster Cup

RACE 2 - SECTOR ANALYSIS

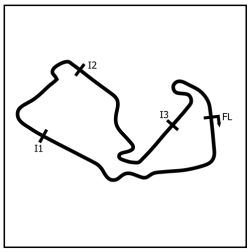

SECTOR 1 = FL to I1, SECTOR 2 = I1 to I2 SECTOR 3 = I2 to I3, SECTOR 4 = I3 to FL, DIFF = Difference To Personal Best Lap, P = Crossed Finish Line in Pit Lane, D = Time Disallowed

P33 99 Box Graham HEARD

Boxster S 3.2 - Elite Porsche

IDEAL LAP TIME : 2:34.689 BEST LAP TIME : 2:36.238 DIFFERENCE : 1.549

LAP	SECTOR 1		SECTOR 2		SECTOR 3		SECTOR 4		LAP TIME		MPH	DIFF	TIME OF DAY
1 -		77.1	38.723	86.0	50.223	111.6	37.638	53.0	3:22.809		64.97	46.571	13:23:30.191
2 -	1:16.836	52.2	44.564	79.8	1:02.600	57.4	36.758	58.7	3:40.758		59.69	1:04.520	13:27:10.949
3 -	1:14.512	84.9	45.637	81.6	59.473	46.7	37.606	53.7	3:37.228		60.66	1:00.990	13:30:48.177
4 -	1:09.901	105.6	46.963	86.3	52.344	105.1	34.897	104.8	3:24.105		64.56	47.867	13:34:12.282
5 -	47.510	***122.0***	***32.130***	89.0	48.151	115.3	28.447	106.5	***2:36.238***	**(1)**	***84.34***		***13:36:48.520***
6 -	***46.859***	121.3	32.248	77.9	48.744	114.9	32.338	92.3	2:40.189		82.26	3.951	13:39:28.709
7 -	48.671	120.4	33.519	84.7	***47.405***	***116.3***	***28.295***	107.1	2:37.890	**(3)**	83.46	1.652	13:42:06.599
8 -	49.395	120.0	33.435	86.3	49.146	114.5	28.409	***107.2***	2:40.385		82.16	4.147	13:44:46.984
9 -	48.134	120.4	32.536	***89.2***	47.614	113.5	29.005	106.9	2:37.289	**(2)**	83.78	1.051	13:47:24.273

P34 42 AM Alan WILLIAMS

Boxster S - Elite Motors

IDEAL LAP TIME : 2:37.311 BEST LAP TIME : 2:38.427 DIFFERENCE : 1.116

LAP	SECTOR 1		SECTOR 2		SECTOR 3		SECTOR 4		LAP TIME		MPH	DIFF	TIME OF DAY
1 -		119.1	39.398	73.4	52.448	76.2	36.920	40.7	3:08.089		70.06	29.662	13:23:15.471
2 -	1:19.046	50.7	45.050	70.7	1:03.682	60.8	36.723	55.0	3:44.501		58.69	1:06.074	13:26:59.972
3 -	1:14.157	70.2	45.211	78.7	1:02.150	39.8	33.541	69.8	3:35.059		61.27	56.632	13:30:35.031
4 -	1:12.714	79.5	45.136	81.7	54.311	78.0	35.437	105.9	3:27.598		63.47	49.171	13:34:02.629
5 -	48.540	126.1	34.293	***84.7***	49.550	119.6	29.212	106.9	2:41.595	**(3)**	81.54	3.168	13:36:44.224
6 -	48.190	***126.3***	34.998	79.1	49.649	113.3	29.968	105.2	2:42.805		80.94	4.378	13:39:27.029
7 -	51.434	123.5	34.006	81.9	48.063	***120.4***	29.013	***107.1***	2:42.516		81.08	4.089	13:42:09.545
8 -	48.194	123.5	34.162	83.4	47.549	119.1	***28.671***	106.7	2:38.576	**(2)**	83.10	0.149	13:44:48.121
9 -	***47.906***	123.1	***33.375***	80.5	***47.359***	115.7	29.787	99.4	***2:38.427***	**(1)**	***83.17***		***13:47:26.548***

P35 38 Box Eric BRIDGES

Boxster S 3.2 - Car-Tech and Care

IDEAL LAP TIME : 2:37.389 BEST LAP TIME : 2:38.319 DIFFERENCE : 0.930

LAP	SECTOR 1		SECTOR 2		SECTOR 3		SECTOR 4		LAP TIME		MPH	DIFF	TIME OF DAY
1 -		77.6	40.001	72.7	49.608	115.7	37.256	53.2	3:24.148		64.54	45.829	13:23:31.530
2 -	1:16.727	54.4	44.267	80.2	1:02.733	57.9	36.847	55.5	3:40.574		59.74	1:02.255	13:27:12.104
3 -	1:14.134	83.8	46.013	83.2	59.957	42.2	38.369	32.7	3:38.473		60.31	1:00.154	13:30:50.577
4 -	1:08.150	107.8	47.817	84.6	52.630	93.0	33.302	105.0	3:21.899		65.26	43.580	13:34:12.476
5 -	49.374	124.7	***32.608***	85.7	48.692	120.0	28.957	107.6	2:39.631	**(3)**	82.55	1.312	13:36:52.107
6 -	48.911	124.9	33.827	***87.0***	***47.713***	120.0	29.275	107.1	2:39.726		82.50	1.407	13:39:31.833
7 -	48.924	124.9	33.220	86.5	47.815	***120.4***	***28.742***	***108.1***	2:38.701	**(2)**	83.03	0.382	13:42:10.534
8 -	***48.326***	***125.6***	33.386	83.3	47.787	120.0	28.820	***108.1***	***2:38.319***	**(1)**	***83.23***		***13:44:48.853***
9 -	48.703	125.2	32.880	86.7	48.260	115.3	30.187	105.5	2:40.030		82.34	1.711	13:47:28.883

P36 17 AM David WATT

Boxster S - Watt Motor Sport

IDEAL LAP TIME : 2:29.460 BEST LAP TIME : 2:30.054 DIFFERENCE : 0.594

LAP	SECTOR 1		SECTOR 2		SECTOR 3		SECTOR 4		LAP TIME		MPH	DIFF	TIME OF DAY
1 -		124.9	40.390	79.3	49.989	107.8	39.495	40.9	3:06.251		70.75	36.197	13:23:13.633
2 -	1:19.568	54.9	44.199	82.4	1:04.376	61.0	37.161	47.8	3:45.304		58.48	1:15.250	13:26:58.937
3 -	1:13.850	72.7	44.801	72.5	1:02.317	45.6	33.998	52.4	3:34.966		61.30	1:04.912	13:30:33.903
4 -	1:12.085	89.0	45.209	85.4	54.215	80.5	34.379	***109.0***	3:25.888		64.00	55.834	13:33:59.791
5 -	46.338	***126.3***	30.898	91.8	1:11.842	118.5	27.782	107.4	2:56.860		74.50	26.806	13:36:56.651
6 -	***45.881***	***126.3***	32.676	87.4	1:13.903	114.3	28.317	107.2	3:00.777		72.89	30.723	13:39:57.428
7 -	46.221	123.8	31.352	88.8	45.701	***121.1***	***27.511***	106.4	2:30.785	**(2)**	87.39	0.731	13:42:28.213
8 -	47.296	124.5	30.940	***92.0***	45.817	120.4	27.858	105.7	2:31.911	**(3)**	86.74	1.857	13:45:00.124
9 -	45.909	124.0	***30.795***	90.9	***45.273***	120.0	28.077	108.7	***2:30.054***	**(1)**	***87.82***		***13:47:30.178***

Weather / Track : Cloudy / Dry

Silverstone GP: 3.6604 miles
Date: 02/08/2025 Start: 13:20 Finish: 13:45

2025 Porsche Club Motorsport Championship with Pirelli / Boxster Cup

RACE 2 - SECTOR ANALYSIS

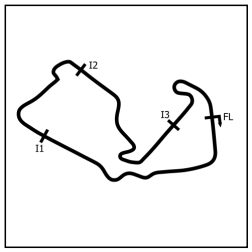

SECTOR 1 = FL to I1, SECTOR 2 = I1 to I2 SECTOR 3 = I2 to I3, SECTOR 4 = I3 to FL, DIFF = Difference To Personal Best Lap, P = Crossed Finish Line in Pit Lane, D = Time Disallowed

P37 71 Box Simon DYE — Boxster S 3.2 - Privateer

IDEAL LAP TIME : BEST LAP TIME : 2:41.189 DIFFERENCE :

LAP	SECTOR 1		SECTOR 2		SECTOR 3		SECTOR 4		LAP TIME		MPH	DIFF	TIME OF DAY
1 -									3:29.429		62.92	48.240	13:23:36.811
2 -	1:14.745	49.8						47.8	3:41.152		59.58	59.963	13:27:17.963
3 -	1:12.148	87.2						26.7	3:38.325		60.35	57.136	13:30:56.288
4 -	1:09.042	118.5							3:21.137		65.51	39.948	13:34:17.425
5 -								***107.4***	2:41.652	**(3)**	81.51	0.463	13:36:59.077
6 -	48.846	124.9							2:41.201	**(2)**	81.74	0.012	13:39:40.278
7 -	49.274	124.2						106.5	2:41.830		81.42	0.641	13:42:22.108
8 -	48.964	***125.9***							***2:41.189***	**(1)**	***81.75***		***13:45:03.297***
9 -	***48.451***	124.5						105.0	3:07.335		70.34	26.146	13:48:10.632

P38 91 Box Adam SPENCER — Boxster S 3.2 - Supatune Motorsport

IDEAL LAP TIME : 2:45.711 BEST LAP TIME : 2:45.711 DIFFERENCE : 0.000

LAP	SECTOR 1		SECTOR 2		SECTOR 3		SECTOR 4		LAP TIME		MPH	DIFF	TIME OF DAY
1 -		82.0	42.437	67.3	54.519	107.2	33.506	62.5	3:32.408		62.03	46.697	13:23:39.790
2 -	1:13.640	51.7	45.808	70.1	1:02.174	55.3	38.571	38.7	3:40.193		59.84	54.482	13:27:19.983
3 -	1:13.452	96.2	47.432	78.0	58.988	58.6	41.022	19.8	3:40.894		59.65	55.183	13:31:00.877
4 -	1:08.890	112.7	45.554	79.6	52.785	100.4	33.036	102.9	3:20.265		65.80	34.554	13:34:21.142
5 -	50.813	119.8	34.784	82.0	51.111	116.9	30.092	104.8	2:46.800	**(2)**	79.00	1.089	13:37:07.942
6 -	51.056	119.4	35.177	79.7	53.166	115.1	30.604	101.3	2:50.003		77.51	4.292	13:39:57.945
7 -	***50.164***	***121.7***	***34.549***	83.0	***51.062***	***117.1***	***29.936***	103.0	***2:45.711***	**(1)**	***79.52***		***13:42:43.656***
8 -	50.535	121.3	34.652	***84.4***	52.608	111.4	30.454	***105.3***	2:48.249	**(3)**	78.32	2.538	13:45:31.905
9 -	50.803	118.7	35.853	82.5	55.850	110.3	30.680	99.1	2:53.186		76.09	7.475	13:48:25.091

P39 18 Box Eva NOLAN — Boxster S 3.2 - Strasse UK Ltd

IDEAL LAP TIME : 2:50.130 BEST LAP TIME : 2:58.156 DIFFERENCE : 8.026

LAP	SECTOR 1		SECTOR 2		SECTOR 3		SECTOR 4		LAP TIME		MPH	DIFF	TIME OF DAY
1 -		73.4	41.088	73.9	***52.517***	***109.8***	35.330	50.1	3:28.404		63.23	30.248	13:23:35.786
2 -	1:15.099	51.7	44.912	76.0	1:02.763	56.5	38.228	58.8	3:41.002		59.62	42.846	13:27:16.788
3 -	1:12.613	85.5	47.330	***76.2***	59.012	50.0	39.213	31.6	3:38.168		60.40	40.012	13:30:54.956
4 -	1:09.534	112.9	46.776	75.6	52.820	96.2	32.680	***105.7***	3:21.810	**(3)**	65.29	23.654	13:34:16.766
5 -	***50.154***	***120.2***	36.277	48.1	1:20.941	98.2	IN PIT		3:22.877	**P**	64.95	24.721	13:37:39.643
6 -	OUTLAP	102.7	38.277	68.4	54.361	102.6	31.537	90.9	3:41.865		59.39	43.709	13:41:21.508
7 -	54.235	102.6	***36.048***	72.4	56.462	102.7	***31.411***	96.5	***2:58.156***	**(1)**	***73.96***		***13:44:19.664***
8 -	53.695	115.5	37.050	73.1	56.135	95.5	32.446	92.7	2:59.326	**(2)**	73.48	1.170	13:47:18.990

P40 56 AM Jason BROWN — Boxster S - ignite automotive

IDEAL LAP TIME : 2:31.590 BEST LAP TIME : 2:40.372 DIFFERENCE : 8.782

LAP	SECTOR 1		SECTOR 2		SECTOR 3		SECTOR 4		LAP TIME		MPH	DIFF	TIME OF DAY
1 -		***130.0***	40.819	80.1	50.185	96.0	38.441	41.4	3:04.109		71.57	23.737	13:23:11.491
2 -	1:18.832	58.0	44.195	75.1	1:04.974	58.7	37.169	52.8	3:45.170		58.52	1:04.798	13:26:56.661
3 -	1:14.056	70.3	43.721	75.5	1:02.691	52.9	34.841	54.0	3:35.309	**(3)**	61.20	54.937	13:30:31.970
4 -	1:12.076	72.0	43.348	88.4	56.179	86.9	32.469	108.5	3:24.072	**(2)**	64.57	43.700	13:33:56.042
5 -	***46.118***	123.8	***31.654***	89.8	***45.981***	121.3	IN PIT		2:46.473	**P**	79.15	6.101	13:36:42.515
6 -	OUTLAP	126.8	32.163	***90.1***	46.474	***121.7***	IN PIT		5:03.519	**P**	43.41	2:23.147	13:41:46.034
7 -	OUTLAP	119.4	32.667	80.6	46.522	120.4	***27.837***	***108.8***	3:29.908		62.77	49.536	13:45:15.943
8 -	47.096	128.0	32.941	80.9				107.1	***2:40.372***	**(1)**	***82.17***		***13:47:56.315***

P41 64 Box David HUSSEY — Boxster S 3.2 - Rindt racing

IDEAL LAP TIME : 2:42.307 BEST LAP TIME : 2:42.950 DIFFERENCE : 0.643

LAP	SECTOR 1		SECTOR 2		SECTOR 3		SECTOR 4		LAP TIME		MPH	DIFF	TIME OF DAY
1 -		74.8	41.512	69.5	52.385	115.1	35.155	52.4	3:29.717		62.83	46.767	13:23:37.099
2 -	1:14.784	47.4	45.891	72.1	1:02.152	52.3	37.911	59.2	3:40.738		59.69	57.788	13:27:17.837
3 -	1:13.330	95.1	47.378	77.8	58.495	62.8	40.357	21.7	3:39.560		60.01	56.610	13:30:57.397
4 -	1:09.306	113.1	46.336	76.6	52.297	96.2	32.828	102.4	3:20.767		65.63	37.817	13:34:18.164
5 -	51.297	118.1	48.651	82.1	50.210	115.5	29.457	103.7	2:59.615	**(3)**	73.36	16.665	13:37:17.779
6 -	50.308	118.3	34.375	82.8	49.355	***116.5***	***29.235***	***104.8***	2:43.273	**(2)**	80.71	0.323	13:40:01.052
7 -	***50.144***	119.6	***34.064***	***84.9***	***48.864***	114.9	29.878	103.7	***2:42.950***	**(1)**	***80.87***		***13:42:44.002***

Weather / Track : Cloudy / Dry

Silverstone GP: 3.6604 miles
Date: 02/08/2025 Start: 13:20 Finish: 13:45

2025 Porsche Club Motorsport Championship with Pirelli / Boxster Cup

RACE 2 - SECTOR ANALYSIS

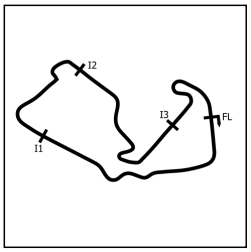

SECTOR 1 = FL to I1, SECTOR 2 = I1 to I2 SECTOR 3 = I2 to I3, SECTOR 4 = I3 to FL, DIFF = Difference To Personal Best Lap, P = Crossed Finish Line in Pit Lane, D = Time Disallowed

P42 22 Club Pete EVANS Porsche 996 - United Hygiene Solutions

IDEAL LAP TIME : 2:25.284 BEST LAP TIME : 2:26.477 DIFFERENCE : 1.193

LAP	SECTOR 1		SECTOR 2		SECTOR 3		SECTOR 4		LAP TIME		MPH	DIFF	TIME OF DAY
1 -		133.9	33.301	73.5	52.301	100.3	37.576	50.2	2:51.668		76.76	25.191	13:22:59.050
2 -	1:19.261	66.1	45.232	70.7	1:04.346	69.3	38.360	53.2	3:47.199		58.00	1:20.722	13:26:46.249
3 -	1:13.841	66.3	43.885	77.8	1:01.639	68.0	37.666	56.3	3:37.031	**(3)**	60.71	1:10.554	13:30:23.280
4 -	1:11.744	58.6	42.738	81.2	57.587	92.0	33.094	117.4	3:25.163	**(2)**	64.23	58.686	13:33:48.443
5 -	45.357	***135.0***	***30.164***	***93.8***	***44.676***	***124.2***	***26.280***	***119.1***	***2:26.477***	**(1)**	***89.96***		***13:36:14.920***

Weather / Track : Cloudy / Dry

Silverstone GP: 3.6604 miles
Date: 02/08/2025 Start: 13:20 Finish: 13:45

2025 Porsche Club Motorsport Championship with Pirelli / Boxster Cup

RACE 2 - BEST SECTORS

	SECTOR 1		SECTOR 2		SECTOR 3		SECTOR 4	
POS	NO	TIME	NO	TIME	NO	TIME	NO	TIME
1	14	42.555	144	29.062	14	42.157	14	25.488
2	144	42.571	14	29.283	144	42.384	144	25.495
3	9	42.897	2	29.324	9	42.658	9	25.579
4	2	42.966	9	29.435	43	42.705	2	25.662
5	43	43.555	69	29.677	2	42.877	55	26.055
6	74	43.619	43	29.695	74	43.148	74	26.070
7	10	43.944	10	29.804	10	43.921	43	26.085
8	55	43.989	55	30.000	55	44.224	26	26.111
9	69	44.042	22	30.164	77	44.253	10	26.249
10	22	44.164	74	30.197	69	44.358	22	26.280
11	123	44.833	44	30.335	44	44.594	69	26.466
12	53	44.849	77	30.417	22	44.676	44	26.527
13	77	44.894	15	30.489	52	44.735	15	26.643
14	26	44.899	52	30.548	15	44.810	77	26.788
15	52	45.086	123	30.560	123	44.910	66	26.824
16	44	45.133	17	30.795	26	45.120	52	26.901
17	66	45.179	8	30.825	17	45.273	123	27.006
18	15	45.211	66	30.837	66	45.411	88	27.030
19	8	45.271	53	30.917	81	45.563	8	27.120
20	13	45.528	26	31.028	8	45.624	171	27.162
21	88	45.576	81	31.053	27	45.668	81	27.214
22	171	45.696	88	31.060	171	45.763	51	27.294
23	27	45.799	13	31.146	6	45.849	17	27.511
24	81	45.869	20	31.149	88	45.930	27	27.545
25	17	45.881	171	31.184	13	45.970	6	27.585
26	6	45.931	6	31.254	56	45.981	20	27.663
27	56	46.118	51	31.325	51	46.017	13	27.673
28	3	46.183	86	31.382	86	46.198	86	27.746
29	20	46.213	27	31.393	46	46.344	46	27.775
30	51	46.222	46	31.635	3	46.356	56	27.837
31	68	46.311	56	31.654	20	46.375	68	27.875
32	86	46.362	3	31.843	68	46.382	3	27.950
33	46	46.393	68	31.950	42	47.359	60	28.137
34	99	46.859	99	32.130	99	47.405	99	28.295
35	60	47.844	60	32.146	60	47.474	42	28.671
36	42	47.906	38	32.608	38	47.713	38	28.742
37	38	48.326	42	33.375	64	48.864	64	29.235
38	71	48.451	64	34.064	91	51.062	91	29.936
39	64	50.144	91	34.549	18	52.517	18	31.411
40	18	50.154	18	36.048	53	1:05.074	53	35.770
41	91	50.164						
42								
43								
44								
45								
46								

IDEAL / BEST COMPARISON

			IDEAL	BEST	DIFF
		PERFECT LAP	2:19.262		
1	14	MCALEER	2:19.483	2:19.708	0.225
2	144	MCALEER	2:19.512	2:20.148	0.636
3	9	DYER	2:20.569	2:20.811	0.242
4	2	MORRIS	2:20.829	2:20.907	0.078
5	43	CHEETHAM	2:22.040	2:22.418	0.378
6	74	BRYAN	2:23.034	2:23.685	0.651
7	10	MORRIS	2:23.918	2:24.867	0.949
8	55	MARSTON	2:24.268	2:24.461	0.193
9	69	CHATHAM	2:24.543	2:25.597	1.054
10	22	EVANS	2:25.284	2:26.477	1.193
11	77	ANDREW	2:26.352	2:26.794	0.442
12	44	PORTER	2:26.589	2:28.181	1.592
13	15	KHAN	2:27.153	2:27.365	0.212
14	26	BURKE	2:27.158	2:27.916	0.758
15	52	LABBETT	2:27.270	2:27.648	0.378
16	123	WATT	2:27.309	2:27.909	0.600
17	66	DYE	2:28.251	2:30.184	1.933
18	8	BREAM	2:28.840	2:30.012	1.172
19	17	WATT	2:29.460	2:30.054	0.594
20	88	GEORGIOU	2:29.596	2:30.307	0.711
21	81	DARLING	2:29.699	2:30.188	0.489
22	171	BREWER	2:29.805	2:30.356	0.551
23	13	HAFFNER	2:30.317	2:30.909	0.592
24	27	DARCY	2:30.405	2:31.155	0.750
25	6	THOMPSON	2:30.619	2:30.714	0.095
26	51	WARNER	2:30.858	2:30.977	0.119
27	20	NOBLE-EVANS	2:31.400	2:31.484	0.084
28	56	BROWN	2:31.590	2:40.372	8.782
29	86	GREWCOCK	2:31.688	2:32.027	0.339
30	46	GOUGH	2:32.147	2:32.557	0.410
31	3	SHEARS	2:32.332	2:32.947	0.615
32	68	MASON	2:32.518	2:33.380	0.862
33	99	HEARD	2:34.689	2:36.238	1.549
34	60	LEVY	2:35.601	2:36.694	1.093
35	42	WILLIAMS	2:37.311	2:38.427	1.116
36	38	BRIDGES	2:37.389	2:38.319	0.930
37	64	HUSSEY	2:42.307	2:42.950	0.643
38	91	SPENCER	2:45.711	2:45.711	0.000
39	18	NOLAN	2:50.130	2:58.156	8.026
40	53	GREGORY		2:27.459	
41	71	DYE		2:41.189	
42	33	WILKINSON		2:30.235	

Weather / Track : Cloudy / Dry

Silverstone GP: 3.6604 miles
Date: 02/08/2025 Start: 13:20 Finish: 13:45

Results can be found at www.tsl-timing.com

Printed - 13:49 Saturday, 02 August 2025

2025 Porsche Club Motorsport Championship with Pirelli / Boxster Cup

RACE 2 - BEST SPEEDS

	INTERMEDIATE 1			INTERMEDIATE 2			INTERMEDIATE 3			FINISH LINE		
POS	NO	NAME	MPH	NO	NAME	MPH	NO	NAME	MPH	NO	NAME	MPH
1	144	MCALEER	140.6	144	MCALEER	97.5	144	MCALEER	133.9	66	DYE	125.5
2	14	MCALEER	140.6	74	BRYAN	97.5	14	MCALEER	133.4	14	MCALEER	122.2
3	2	MORRIS	139.2	2	MORRIS	96.6	66	DYE	132.8	2	MORRIS	121.5
4	10	MORRIS	138.9	14	MCALEER	96.5	2	MORRIS	132.6	144	MCALEER	121.1
5	74	BRYAN	137.7	9	DYER	96.4	74	BRYAN	132.1	74	BRYAN	120.6
6	43	CHEETHAM	137.5	10	MORRIS	96.4	43	CHEETHAM	132.1	10	MORRIS	120.6
7	9	DYER	137.2	43	CHEETHAM	96.2	10	MORRIS	130.0	43	CHEETHAM	119.1
8	22	EVANS	135.0	55	MARSTON	94.6	9	DYER	129.5	22	EVANS	119.1
9	55	MARSTON	134.4	52	LABBETT	93.9	55	MARSTON	128.0	55	MARSTON	118.4
10	26	BURKE	131.5	22	EVANS	93.8	26	BURKE	126.1	9	DYER	118.0
11	52	LABBETT	130.5	69	CHATHAM	93.3	52	LABBETT	124.9	26	BURKE	116.3
12	56	BROWN	130.0	123	WATT	93.0	22	EVANS	124.2	52	LABBETT	114.3
13	66	DYE	128.8	77	ANDREW	92.3	69	CHATHAM	123.8	69	CHATHAM	111.0
14	69	CHATHAM	127.5	6	THOMPSON	92.0	77	ANDREW	123.5	15	KHAN	110.9
15	15	KHAN	127.5	17	WATT	92.0	88	GEORGIOU	123.3	88	GEORGIOU	110.9
16	81	DARLING	127.3	44	PORTER	91.9	171	BREWER	122.2	77	ANDREW	110.7
17	77	ANDREW	126.8	81	DARLING	91.9	123	WATT	122.0	123	WATT	110.7
18	44	PORTER	126.8	15	KHAN	91.4	6	THOMPSON	122.0	86	GREWCOCK	110.7
19	8	BREAM	126.8	86	GREWCOCK	91.4	3	SHEARS	122.0	44	PORTER	110.5
20	51	WARNER	126.8	171	BREWER	91.4	86	GREWCOCK	121.7	81	DARLING	110.5
21	123	WATT	126.6	26	BURKE	91.4	56	BROWN	121.7	171	BREWER	109.7
22	171	BREWER	126.6	88	GEORGIOU	91.1	81	DARLING	121.5	51	WARNER	109.6
23	3	SHEARS	126.6	3	SHEARS	91.1	13	HAFFNER	121.3	6	THOMPSON	109.4
24	88	GEORGIOU	126.3	20	NOBLE-EVANS	90.9	27	DARCY	121.3	8	BREAM	109.2
25	6	THOMPSON	126.3	51	WARNER	90.6	20	NOBLE-EVANS	121.3	20	NOBLE-EVANS	109.2
26	42	WILLIAMS	126.3	53	GREGORY	90.3	17	WATT	121.1	68	MASON	109.2
27	17	WATT	126.3	27	DARCY	90.3	44	PORTER	120.6	3	SHEARS	109.0
28	13	HAFFNER	126.1	8	BREAM	90.1	51	WARNER	120.4	17	WATT	109.0
29	86	GREWCOCK	126.1	13	HAFFNER	90.1	68	MASON	120.4	53	GREGORY	108.8
30	71	DYE	125.9	56	BROWN	90.1	42	WILLIAMS	120.4	13	HAFFNER	108.8
31	68	MASON	125.6	68	MASON	89.9	38	BRIDGES	120.4	56	BROWN	108.8
32	38	BRIDGES	125.6	66	DYE	89.7	8	BREAM	119.8	27	DARCY	108.7
33	53	GREGORY	125.4	46	GOUGH	89.2	15	KHAN	119.4	38	BRIDGES	108.1
34	27	DARCY	125.4	99	HEARD	89.2	46	GOUGH	117.7	60	LEVY	107.8
35	20	NOBLE-EVANS	124.7	60	LEVY	87.8	91	SPENCER	117.1	71	DYE	107.4
36	60	LEVY	124.2	38	BRIDGES	87.0	64	HUSSEY	116.5	99	HEARD	107.2
37	46	GOUGH	122.6	64	HUSSEY	84.9	99	HEARD	116.3	42	WILLIAMS	107.1
38	99	HEARD	122.0	42	WILLIAMS	84.7	60	LEVY	116.1	46	GOUGH	106.9
39	91	SPENCER	121.7	91	SPENCER	84.4	18	NOLAN	109.8	18	NOLAN	105.7
40	18	NOLAN	120.2	18	NOLAN	76.2	53	GREGORY	62.9	91	SPENCER	105.3
41	64	HUSSEY	120.2							64	HUSSEY	104.8
42												
43												
44												
45												
46												
47												
48												

Weather / Track : Cloudy / Dry

Silverstone GP: 3.6604 miles
Date: 02/08/2025 Start: 13:20 Finish: 13:45

Results can be found at www.tsl-timing.com

Printed - 13:49 Saturday, 02 August 2025

2025 Porsche Club Motorsport Championship with Pirelli / Boxster Cup

RACE 2 - STATISTICS

Competitors Started	44
Planned Start	2025-08-02 @ 12:50:00.000
Actual Start	2025-08-02 @ 13:20:07.381
Finish Time	2025-08-02 @ 13:45:32.332
Track Length	3.6604mi.
Total Laps	370
Total Distance Covered	1354.3841mi.

Session Fastest Lap History

NO	CL	NAME	LAP TIME	TIME OF DAY	LAP	VEHICLE
144	Club	**Jake MCALEER**	**3:47.820**	13:26:43.717	2	997
2	Club	**Peter MORRIS**	**3:47.795**	13:26:45.234	2	997 3.8s
9	Club	**Chris DYER**	**3:47.386**	13:26:45.824	2	CaymanS
22	Club	**Pete EVANS**	**3:47.199**	13:26:46.274	2	Porsche 996
43	Club	**Steve CHEETHAM**	**3:47.087**	13:26:48.687	2	Cayman S
69	AM	**Oliver CHATHAM**	**3:45.753**	13:26:49.804	2	Boxster S
15	AM	**Shiraz KHAN**	**3:45.664**	13:26:50.495	2	Boxster S
55	Club	**Stuart MARSTON**	**3:45.525**	13:26:51.442	2	Cayman
53	AM	**Wayne GREGORY**	**3:45.406**	13:26:53.170	2	Boxster S
56	AM	**Jason BROWN**	**3:45.170**	13:26:56.627	2	Boxster S
42	AM	**Alan WILLIAMS**	**3:44.501**	13:26:59.998	2	Boxster S
123	Box	**Max WATT**	**3:44.464**	13:27:01.228	2	Boxster S 3.2
6	Box	**Mike THOMPSON**	**3:44.429**	13:27:03.120	2	Boxster S 3.2
81	Box	**Perry DARLING**	**3:44.237**	13:27:03.538	2	Boxster S 3.2
13	Box	**Brenden HAFFNER**	**3:43.784**	13:27:04.750	2	Boxster S 3.2
27	Box	**Barrington DARCY**	**3:43.152**	13:27:05.481	2	Boxster S 3.2
86	Box	**Ben GREWCOCK**	**3:42.883**	13:27:06.054	2	Boxster S 3.2
51	Box	**Stuart WARNER**	**3:42.573**	13:27:07.255	2	Boxster S 3.2
20	Box	**Faye NOBLE-EVANS**	**3:41.730**	13:27:09.982	2	Boxster S 3.2
3	Box	**Matthew SHEARS**	**3:41.315**	13:27:10.614	2	Boxster S 3.2
99	Box	**Graham HEARD**	**3:40.758**	13:27:10.933	2	Boxster S 3.2
38	Box	**Eric BRIDGES**	**3:40.574**	13:27:12.122	2	Boxster S 3.2
46	Box	**Matt GOUGH**	**3:40.254**	13:27:12.965	2	Boxster S 3.2
60	Box	**Tony LEVY**	**3:39.663**	13:27:14.084	2	Boxster S 3.2
144	Club	**Jake MCALEER**	**3:36.987**	13:30:20.702	3	997
14	Club	**Mark MCALEER**	**3:36.981**	13:30:21.349	3	997
9	Club	**Chris DYER**	**3:36.951**	13:30:22.777	3	CaymanS
74	Club	**Jim BRYAN**	**3:36.929**	13:30:24.061	3	997
10	Club	**Julian MORRIS**	**3:36.600**	13:30:24.478	3	997
69	AM	**Oliver CHATHAM**	**3:36.474**	13:30:26.276	3	Boxster S
15	AM	**Shiraz KHAN**	**3:36.356**	13:30:26.848	3	Boxster S
53	AM	**Wayne GREGORY**	**3:36.069**	13:30:29.239	3	Boxster S
44	AM	**Andrew PORTER**	**3:35.544**	13:30:30.005	3	Boxster S
52	AM	**Darren LABBETT**	**3:35.282**	13:30:30.403	3	Boxster S
17	AM	**David WATT**	**3:34.966**	13:30:33.904	3	Boxster S
88	AM	**Andreas GEORGIOU**	**3:34.554**	13:30:34.242	3	Boxster S
81	Box	**Perry DARLING**	**3:34.483**	13:30:38.021	3	Boxster S 3.2
144	Club	**Jake MCALEER**	**3:24.766**	13:33:45.457	4	997
2	Club	**Peter MORRIS**	**3:24.689**	13:33:46.972	4	997 3.8s
74	Club	**Jim BRYAN**	**3:24.633**	13:33:48.690	4	997
15	AM	**Shiraz KHAN**	**3:24.494**	13:33:51.344	4	Boxster S
55	Club	**Stuart MARSTON**	**3:23.632**	13:33:51.522	4	Cayman
44	AM	**Andrew PORTER**	**3:23.591**	13:33:53.597	4	Boxster S
38	Box	**Eric BRIDGES**	**3:21.899**	13:34:12.484	4	Boxster S 3.2
46	Box	**Matt GOUGH**	**3:21.021**	13:34:13.152	4	Boxster S 3.2
60	Box	**Tony LEVY**	**3:20.425**	13:34:14.032	4	Boxster S 3.2
91	Box	**Adam SPENCER**	**3:20.265**	13:34:21.150	4	Boxster S 3.2
26	Club	**David BURKE**	**3:10.801**	13:34:21.585	4	Cayman S
144	Club	**Jake MCALEER**	**2:20.148**	13:36:05.606	5	997
14	Club	**Mark MCALEER**	**2:19.708**	13:38:26.841	6	997

Weather / Track : Cloudy / Dry

Silverstone GP: 3.6604 miles
Date: 02/08/2025 Start: 13:20 Finish: 13:45

2025 Porsche Club Motorsport Championship with Pirelli / Boxster Cup

RACE 2 - STATISTICS

Session Leader History

NO	CL	NAME	FROM LAP	LAPS LED	DISTANCE	VEHICLE
144	Club	**Jake MCALEER**	1	9	32.94 miles	997

Flag History

TYPE	TIME OF DAY
GREEN	13:20:07.381
SAFETY	13:21:34.515
GREEN	13:33:45.448
FINISH	13:45:32.332

Flag Statistics

TYPE	COUNT	TOTAL LAPS	TOTAL TIME
Green	2	6	16:32.450
Red	0	0	0.000
Safety Car	1	3	12:10.932
FCY	0	0	0.000

Weather / Track : Cloudy / Dry

Silverstone GP: 3.6604 miles
Date: 02/08/2025 Start: 13:20 Finish: 13:45

2025 Porsche Club Motorsport Championship with Pirelli / Boxster Cup

RACE 2 - STATISTICS

CLASS : Club

10 Starters

Fastest Lap History

NO	NAME	LAP TIME	TIME OF DAY	LAP	VEHICLE
144	**Jake MCALEER**	**3:47.820**	13:26:43.717	2	997
2	**Peter MORRIS**	**3:47.795**	13:26:45.234	2	997 3.8s
9	**Chris DYER**	**3:47.386**	13:26:45.824	2	CaymanS
22	**Pete EVANS**	**3:47.199**	13:26:46.274	2	Porsche 996
43	**Steve CHEETHAM**	**3:47.087**	13:26:48.687	2	Cayman S
55	**Stuart MARSTON**	**3:45.525**	13:26:51.442	2	Cayman
144	**Jake MCALEER**	**3:36.987**	13:30:20.702	3	997
14	**Mark MCALEER**	**3:36.981**	13:30:21.349	3	997
9	**Chris DYER**	**3:36.951**	13:30:22.777	3	CaymanS
74	**Jim BRYAN**	**3:36.929**	13:30:24.061	3	997
10	**Julian MORRIS**	**3:36.600**	13:30:24.478	3	997
55	**Stuart MARSTON**	**3:36.443**	13:30:27.887	3	Cayman
144	**Jake MCALEER**	**3:24.766**	13:33:45.457	4	997
2	**Peter MORRIS**	**3:24.689**	13:33:46.972	4	997 3.8s
74	**Jim BRYAN**	**3:24.633**	13:33:48.690	4	997
55	**Stuart MARSTON**	**3:23.632**	13:33:51.522	4	Cayman
26	**David BURKE**	**3:10.801**	13:34:21.585	4	Cayman S
144	**Jake MCALEER**	**2:20.148**	13:36:05.606	5	997
14	**Mark MCALEER**	**2:19.708**	13:38:26.841	6	997

Leader History

NO	NAME	FROM LAP	LAPS LED	DISTANCE	VEHICLE
144	**Jake MCALEER**	1	9	32.94 miles	997

Weather / Track : Cloudy / Dry

Silverstone GP: 3.6604 miles
Date: 02/08/2025 Start: 13:20 Finish: 13:45

2025 Porsche Club Motorsport Championship with Pirelli / Boxster Cup

RACE 2 - STATISTICS

CLASS : AM

13 Starters

Fastest Lap History

NO	NAME	LAP TIME	TIME OF DAY	LAP	VEHICLE
69	**Oliver CHATHAM**	**3:45.753**	13:26:49.804	2	Boxster S
15	**Shiraz KHAN**	**3:45.664**	13:26:50.495	2	Boxster S
53	**Wayne GREGORY**	**3:45.406**	13:26:53.170	2	Boxster S
56	**Jason BROWN**	**3:45.170**	13:26:56.627	2	Boxster S
42	**Alan WILLIAMS**	**3:44.501**	13:26:59.998	2	Boxster S
69	**Oliver CHATHAM**	**3:36.474**	13:30:26.276	3	Boxster S
15	**Shiraz KHAN**	**3:36.356**	13:30:26.848	3	Boxster S
53	**Wayne GREGORY**	**3:36.069**	13:30:29.239	3	Boxster S
44	**Andrew PORTER**	**3:35.544**	13:30:30.005	3	Boxster S
52	**Darren LABBETT**	**3:35.282**	13:30:30.403	3	Boxster S
17	**David WATT**	**3:34.966**	13:30:33.904	3	Boxster S
88	**Andreas GEORGIOU**	**3:34.554**	13:30:34.242	3	Boxster S
69	**Oliver CHATHAM**	**3:24.662**	13:33:50.930	4	Boxster S
15	**Shiraz KHAN**	**3:24.494**	13:33:51.344	4	Boxster S
53	**Wayne GREGORY**	**3:24.016**	13:33:53.258	4	Boxster S
44	**Andrew PORTER**	**3:23.591**	13:33:53.597	4	Boxster S
69	**Oliver CHATHAM**	**2:25.718**	13:36:16.647	5	Boxster S
69	**Oliver CHATHAM**	**2:25.597**	13:43:35.706	8	Boxster S

Leader History

NO	NAME	FROM LAP	LAPS LED	DISTANCE	VEHICLE
69	**Oliver CHATHAM**	1	9	32.94 miles	Boxster S

Weather / Track : Cloudy / Dry

Silverstone GP: 3.6604 miles
Date: 02/08/2025 Start: 13:20 Finish: 13:45

2025 Porsche Club Motorsport Championship with Pirelli / Boxster Cup

RACE 2 - STATISTICS

CLASS : Box

21 Starters

Fastest Lap History

NO	NAME	LAP TIME	TIME OF DAY	LAP	VEHICLE
123	**Max WATT**	**3:44.464**	13:27:01.228	2	Boxster S 3.2
6	**Mike THOMPSON**	**3:44.429**	13:27:03.120	2	Boxster S 3.2
81	**Perry DARLING**	**3:44.237**	13:27:03.538	2	Boxster S 3.2
13	**Brenden HAFFNER**	**3:43.784**	13:27:04.750	2	Boxster S 3.2
27	**Barrington DARCY**	**3:43.152**	13:27:05.481	2	Boxster S 3.2
86	**Ben GREWCOCK**	**3:42.883**	13:27:06.054	2	Boxster S 3.2
51	**Stuart WARNER**	**3:42.573**	13:27:07.255	2	Boxster S 3.2
20	**Faye NOBLE-EVANS**	**3:41.730**	13:27:09.982	2	Boxster S 3.2
3	**Matthew SHEARS**	**3:41.315**	13:27:10.614	2	Boxster S 3.2
99	**Graham HEARD**	**3:40.758**	13:27:10.933	2	Boxster S 3.2
38	**Eric BRIDGES**	**3:40.574**	13:27:12.122	2	Boxster S 3.2
46	**Matt GOUGH**	**3:40.254**	13:27:12.965	2	Boxster S 3.2
60	**Tony LEVY**	**3:39.663**	13:27:14.084	2	Boxster S 3.2
123	**Max WATT**	**3:35.204**	13:30:36.432	3	Boxster S 3.2
171	**Vince BREWER**	**3:34.688**	13:30:37.101	3	Boxster S 3.2
6	**Mike THOMPSON**	**3:34.620**	13:30:37.740	3	Boxster S 3.2
81	**Perry DARLING**	**3:34.483**	13:30:38.021	3	Boxster S 3.2
123	**Max WATT**	**3:26.619**	13:34:03.051	4	Boxster S 3.2
171	**Vince BREWER**	**3:26.169**	13:34:03.277	4	Boxster S 3.2
6	**Mike THOMPSON**	**3:26.074**	13:34:03.820	4	Boxster S 3.2
13	**Brenden HAFFNER**	**3:25.877**	13:34:05.975	4	Boxster S 3.2
8	**Bertie BREAM**	**3:25.801**	13:34:08.767	4	Boxster S 3.2
68	**Martin MASON**	**3:25.511**	13:34:09.810	4	Boxster S 3.2
20	**Faye NOBLE-EVANS**	**3:24.809**	13:34:10.599	4	Boxster S 3.2
3	**Matthew SHEARS**	**3:24.458**	13:34:10.893	4	Boxster S 3.2
99	**Graham HEARD**	**3:24.105**	13:34:12.275	4	Boxster S 3.2
38	**Eric BRIDGES**	**3:21.899**	13:34:12.484	4	Boxster S 3.2
46	**Matt GOUGH**	**3:21.021**	13:34:13.152	4	Boxster S 3.2
60	**Tony LEVY**	**3:20.425**	13:34:14.032	4	Boxster S 3.2
91	**Adam SPENCER**	**3:20.265**	13:34:21.150	4	Boxster S 3.2
123	**Max WATT**	**2:30.004**	13:36:33.055	5	Boxster S 3.2
123	**Max WATT**	**2:27.909**	13:39:00.962	6	Boxster S 3.2

Leader History

NO	NAME	FROM LAP	LAPS LED	DISTANCE	VEHICLE
123	**Max WATT**	1	9	32.94 miles	Boxster S 3.2

Weather / Track : Cloudy / Dry

Silverstone GP: 3.6604 miles
Date: 02/08/2025 Start: 13:20 Finish: 13:45

2025 Porsche Club Motorsport Championship with Pirelli / Boxster Cup

RACE 7 - GRID (25 minutes)

Row	Pos	No.	Time	Driver	Pos	No.	Time	Driver
ROW 30					59	91	2:47.713	Adam SPENCER
ROW 29	58	18	2:42.563	Eva NOLAN	57	71	2:42.247	Simon DYE
ROW 28	56	64	2:41.884	David HUSSEY	55	99	2:39.121	Graham HEARD
ROW 27	54	38	2:38.729	Eric BRIDGES	53	3	2:34.835	Matthew SHEARS
ROW 26	52	27	2:34.223	Barrington DARCY	51	68	2:33.975	Martin MASON
ROW 25	50	60	2:33.841	Tony LEVY	49	20	2:32.885	Faye NOBLE-EVANS
ROW 24	48	51	2:32.819	Stuart WARNER	47	46	2:32.005	Matt GOUGH
ROW 23	46	86	2:31.729	Ben GREWCOCK	45	96	2:31.119	Charlie DYE
ROW 22	44	13	2:31.093	Brenden HAFFNER	43	6	2:31.077	Mike THOMPSON
ROW 21	42	81	2:30.551	Perry DARLING	41	171	2:29.390	Vince BREWER
ROW 20	40	8	2:29.344	Bertie BREAM	39	123	2:27.949	Max WATT
ROW 19								
ROW 18								
ROW 17	34	56	2:44.397	Jason BROWN	33	42	2:41.744	Alan WILLIAMS
ROW 16	32	4	2:38.067	Timothy HARRINGTON	31	88	2:33.493	Andreas GEORGIOU
ROW 15	30	17	2:30.163	David WATT	29	66	2:29.830	Julian DYE
ROW 14	28	77	2:28.345	Tom ANDREW	27	5	2:27.996	Brian RICHARDSON
ROW 13	26	33	2:27.988	Jess WILKINSON	25	52	2:27.395	Darren LABBETT
ROW 12	24	53	2:27.025	Wayne GREGORY	23	15	2:26.918	Shiraz KHAN
ROW 11	22	44	2:26.757	Andrew PORTER	21	69	2:24.881	Oliver CHATHAM
ROW 10								
ROW 9								
ROW 8								
ROW 7					13	32	3:06.930	Ed HAYES
ROW 6	12	10	2:25.942	Julian MORRIS	11	55	2:24.853	Stuart MARSTON
ROW 5	10	74	2:23.955	Jim BRYAN	9	22	2:23.636	Pete EVANS
ROW 4	8	43	2:23.528	Steve CHEETHAM	7	9	2:23.387	Chris DYER
ROW 3	6	26	2:23.146	David BURKE	5	85	2:23.052	Richard BAYSTON
ROW 2	4	2	2:22.529	Peter MORRIS	3	14	2:22.160	Mark MCALEER
ROW 1	2	144	2:19.024	Jake MCALEER	1	23	2:18.975	Simon CLARK

Pole

These results are provisional until the conclusion of any judicial and technical matters.

Silverstone GP: 3.6604 miles

Clerk Of Course: Andy Stevens	Timekeeper: Gethin Rees	

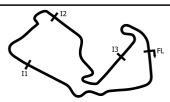

2025 Porsche Club Motorsport Championship with Pirelli / Boxster Cup

RACE 7 - CLASSIFICATION - AMENDED V2

Race Distance: 9 Laps / 32.94 miles

POS	NO	CL	PIC	NAME	ENTRY	LAPS	TIME	GAP	DIFF	MPH	BEST	ON	GRD	↑↓
1	23	Club	1	Simon CLARK	997 - FormEvo Clark Racing	9	28:00.185			70.58	2:21.316	2	1	0
2	144	Club	2	Jake MCALEER	997 - RVR Racing with Car Tech & Care	9	28:01.690	1.505	1.505	70.52	2:21.209	2	2	0
3	14	Club	3	Mark MCALEER	997 - RVR Racing with Car Tech & Care	9	28:02.391	2.206	0.701	70.49	2:21.332	2	3	0
4	2	Club	4	Peter MORRIS	997 3.8s - Strasse specialise in Porsche	9	28:03.164	2.979	0.773	70.46	2:22.104	2	4	0
5	9	Club	5	Chris DYER	CaymanS - STRASSE UK LTD	9	28:05.235	5.050	2.071	70.37	2:25.672	6	7	2
6	43	Club	6	Steve CHEETHAM	Cayman S - Lodge Sports Racing	9	28:05.994	5.809	0.759	70.34	2:25.692	2	8	2
7	74	Club	7	Jim BRYAN	997 - Jim Bryan/Goya/RPP/Bellona	9	28:06.703	6.518	0.709	70.31	2:25.715	2	10	3
8	32	Club	8	Ed HAYES	Cayman - Coneysport	9	28:07.483	7.298	0.780	70.28	2:27.806	2	13	5
9	10	Club	9	Julian MORRIS	997 - ELITE MOTORS BODYSHOP	9	28:07.805	7.620	0.322	70.26	2:25.878	6	12	3
10	69	AM	1	Oliver CHATHAM	Boxster S - County Classics Racing	9	28:09.553	9.368	1.748	70.19	2:26.013	6	14	4
11	15	AM	2	Shiraz KHAN	Boxster S - Khanage Racing / Supatune Motorsport	9	28:10.439	10.254	0.886	70.15	2:28.129	6	16	5
12	52	AM	3	Darren LABBETT	Boxster S - Woods Foodservice Limited	9	28:10.916	10.731	0.477	70.13	2:30.487	6	18	6
13	77	AM	4	Tom ANDREW	Boxster S - Mint MSport	9	28:11.636	11.451	0.720	70.10	2:30.846	6	21	8
14	53	AM	5	Wayne GREGORY	Boxster S - Woods Foodservice Limited	9	28:12.203	12.018	0.567	70.08	2:33.308	6	17	3
15	44	AM	6	Andrew PORTER	Boxster S - Coney Sport	9	28:12.765	12.580	0.562	70.06	2:34.489	6	15	0
16	56	AM	7	Jason BROWN	Boxster S - ignite automotive	9	28:13.843	13.658	1.078	70.01	2:33.865	6	27	11
17	88	AM	8	Andreas GEORGIOU	Boxster S - Bradley Performance	9	28:14.531	14.346	0.688	69.98	2:32.849	2	24	7
18	123	Box	1	Max WATT	Boxster S 3.2 - Greatworth Classics	9	28:15.824	15.639	1.293	69.93	2:33.093	2	28	10
19	8*	Box	2	Bertie BREAM	Boxster S 3.2 - Bertie Bream/Supatune Motorsport/Tams Ltd	9	28:15.175			69.96	2:31.520	6	29	10
20	66	AM	9	Julian DYE	Boxster S - Montrose Developments	9	28:16.849	16.664		69.89	2:33.183	2	22	2
21	33	AM	10	Jess WILKINSON	Boxster S - Bradley Performance	9	28:17.222	17.037	0.373	69.87	2:34.871	6	19	-2
22	51	Box	3	Stuart WARNER	Boxster S 3.2 - Supatune	9	28:18.254	18.069	1.032	69.83	2:35.970	6	37	15
23	27	Box	4	Barrington DARCY	Boxster S 3.2 - FaFi B	9	28:18.509	18.324	0.255	69.82	2:35.768	2	41	18
24	4	AM	11	Timothy HARRINGTON	Boxster S - Bradley Performance	9	28:19.787	19.602	1.278	69.77	2:39.452	2	25	1
25	17	AM	12	David WATT	Boxster S - Watt Motor Sport	9	28:22.629	22.444	2.842	69.65	2:36.250	2	23	-2
26	171	Box	5	Vince BREWER	Boxster S 3.2 - Porsche Bournemouth	9	28:23.885	23.700	1.256	69.60	2:36.657	6	30	4
27	60	Box	6	Tony LEVY	Boxster S 3.2 - Supatune Motorsport	9	28:24.997	24.812	1.112	69.56	2:40.817	2	39	12
28	86*	Box	7	Ben GREWCOCK	Boxster S 3.2 - Porsche Bournemouth	9	28:25.404	25.219	0.407	69.54	2:38.690	6	35	7
29	46	Box	8	Matt GOUGH	Boxster S 3.2 - Porsche Centre Nottingham	9	28:25.928	25.743	0.524	69.52	2:40.965	6	36	7
30	3*	Box	9	Matthew SHEARS	Boxster S 3.2 - Matt Shears/ Autofarm / UP3	9	28:26.304	26.119	0.376	69.50	2:38.669	6	42	12
31	99*	Box	10	Graham HEARD	Boxster S 3.2 - Elite Porsche	9	28:26.767	26.582	0.463	69.48	2:39.229	2	44	13
32	13	Box	11	Brenden HAFFNER	Boxster S 3.2 - Supatune	9	28:26.828	26.643	0.061	69.48	2:38.676	2	33	1
33	96	Box	12	Charlie DYE	Boxster S 3.2 - Montrose Racing	9	28:27.510	27.325	0.682	69.45	2:39.252	6	34	1
34	68	Box	13	Martin MASON	Boxster S 3.2 - Bahnsport	9	28:28.136	27.951	0.626	69.43	2:42.682	6	40	6
35	38	Box	14	Eric BRIDGES	Boxster S 3.2 - Car-Tech and Care	9	28:29.138	28.953	1.002	69.39	2:44.734	6	43	8
36	42	AM	13	Alan WILLIAMS	Boxster S - Elite Motors	9	28:30.084	29.899	0.946	69.35	2:42.800	6	26	-10
37	71	Box	15	Simon DYE	Boxster S 3.2 - Privateer	9	28:31.087	30.902	1.003	69.31	2:44.255	6	46	9
38	26	Club	10	David BURKE	Cayman S - Parr Motorsport	9	28:34.433	34.248	3.346	69.17	2:43.252	6	6	-32
39	18	Box	16	Eva NOLAN	Boxster S 3.2 - Strasse UK Ltd	9	28:36.440	36.255	2.007	69.09	2:48.799	6	47	8
40	91	Box	17	Adam SPENCER	Boxster S 3.2 - Supatune Motorsport	9	28:37.008	36.823	0.568	69.07	2:49.493	6	48	8

NOT CLASSIFIED

DNF	20	Box		Faye NOBLE-EVANS	Boxster S 3.2 - United Hygiene Solutions	7	21:26.470	2 Laps	2 Laps	71.70	2:41.342	2	38	
DNF	55	Club		Stuart MARSTON	Cayman - County Classics Racing	5	15:17.596	4 Laps	2 Laps	71.80	2:31.280	2	11	
DNF	85	Club		Richard BAYSTON	996 - Selby TVR Sports & Classics Ltd	5	15:24.234	4 Laps	6.638	71.29	2:31.212	2	5	
DNF	81	Box		Perry DARLING	Boxster S 3.2 - Perry Darling	0							31	
DNF	6	Box		Mike THOMPSON	Boxster S 3.2 - Project 7 Racing	0							32	

NOT STARTED

NS	22	Club		Pete EVANS	Porsche 996 - United Hygiene Solutions								9	
NS	5	AM		Brian RICHARDSON	Boxster S - Rindt Vehicle Design Ltd								20	
NS	64	Box		David HUSSEY	Boxster S 3.2 - Rindt racing								45	

FASTEST LAP

	144	Club		Jake MCALEER	997 - RVR Racing with Car Tech & Care	2	2:21.209	93.32 mph	150.18 kph
	69	AM		Oliver CHATHAM	Boxster S - County Classics Racing	6	2:26.013	90.25 mph	145.24 kph
	8	Box		Bertie BREAM	Boxster S 3.2 - Bertie Bream/Supatune Motorsport/Tams Ltd	6	2:31.520	86.97 mph	139.96 kph

***Cars 3, 86 & 99 - 5 seconds added to race time for overtaking under safety car conditions**
***Car 8 - 1 position penalty for Ch.2 App.1 Art.1.14 overtaking under safety car conditions**

Weather / Track : Cloudy / Dry
These results are provisional until the conclusion of any judicial and technical matters.

Date: 02/08/2025 Start: 17:26 Finish: 17:54
Silverstone GP: 3.6604 miles

Clerk Of Course: Andy Stevens

Timekeeper: Gethin Rees

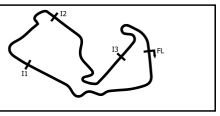

Results can be found at www.tsl-timing.com

Printed - 18:08 Sunday, 03 August 2025

2025 Porsche Club Motorsport Championship with Pirelli / Boxster Cup

RACE 7 - LAP CHART

LAP 1		@ 17:29:04.773	LAP 2		@ 17:31:26.089	LAP 3		@ 17:35:07.257	LAP 4		@ 17:38:45.652	LAP 5		@ 17:41:48.478
NO	BEHIND	LAP TIME	NO	BEHIND	LAP TIME	NO	BEHIND	LAP TIME	NO	BEHIND	LAP TIME	NO	BEHIND	LAP TIME
23		2:23.304	23		2:21.316	23		3:41.168	23		3:38.395	23		3:02.826
144	0.661	2:23.965	144	0.554	2:21.209	144	0.968	3:41.582	144	1.190	3:38.617	144	0.403	3:02.039
14	1.806	2:25.110	14	1.822	2:21.332	14	1.643	3:40.989	14	1.818	3:38.570	14	1.094	3:02.102
2	2.847	2:26.151	2	3.635	2:22.104	2	2.362	3:39.895	2	2.677	3:38.710	2	1.468	3:01.617
85	6.079	2:29.383	43	11.280	2:25.692	43	3.015	3:32.903	43	3.295	3:38.675	43	2.460	3:01.991
43	6.904	2:30.208	9	11.844	2:25.900	9	4.152	3:33.476	9	5.278	3:39.521	9	2.559	3:00.107
9	7.260	2:30.564	74	12.244	2:25.715	74	5.087	3:34.011	74	5.780	3:39.088	74	2.797	2:59.843
32	7.653	2:30.957	32	14.143	2:27.806	32	6.435	3:33.460	32	6.968	3:38.928	32	3.442	2:59.300
74	7.845	2:31.149	85	15.975	2:31.212	85	7.141	3:32.334	85	7.450	3:38.704	10	10.281	3:05.363
10	8.701	2:32.005	10	16.210	2:28.825	10	7.705	3:32.663	10	7.744	3:38.434	55	10.587	3:04.734
55	9.618	2:32.922	55	19.582	2:31.280	55	8.708	3:30.294	55	8.679	3:38.366	69	11.138	3:03.787
69	10.499	2:33.803	69	22.078	2:32.895	69	9.539	3:28.629	69	10.177	3:39.033	15	11.393	3:03.733
15	11.277	2:34.581	15	23.866	2:33.905	15	10.295	3:27.597	15	10.486	3:38.586	52	11.819	3:03.465
44	11.725	2:35.029	52	24.424	2:33.908	52	10.824	3:27.568	52	11.180	3:38.751	44	12.381	3:03.325
52	11.832	2:35.136	44	25.593	2:35.184	44	11.841	3:27.416	44	11.882	3:38.436	77	12.585	3:02.799
53	12.852	2:36.156	77	26.202	2:34.384	77	12.588	3:27.554	77	12.612	3:38.419	53	13.197	3:02.296
77	13.134	2:36.438	53	26.994	2:35.458	53	14.033	3:28.207	53	13.727	3:38.089	56	13.580	3:02.333
56	14.187	2:37.491	56	27.465	2:34.594	56	15.190	3:28.893	56	14.073	3:37.278	66	14.960	3:01.950
66	17.170	2:40.474	66	29.037	2:33.183	66	15.833	3:27.964	66	15.836	3:38.398	88	15.639	3:02.148
88	19.988	2:43.292	88	31.521	2:32.849	88	16.286	3:25.933	88	16.317	3:38.426	123	17.011	3:01.205
4	22.920	2:46.224	123	36.905	2:33.093	123	17.629	3:21.892	123	18.632	3:39.398	85	17.225	3:12.601 P
33	24.056	2:47.360	8	37.396	2:33.242	8	18.277	3:22.049	8	19.172	3:39.290	8	17.681	3:01.335
123	25.128	2:48.432	33	38.437	2:35.697	33	18.564	3:21.295	33	20.058	3:39.889	33	18.642	3:01.410
8	25.470	2:48.774	4	41.056	2:39.452	4	20.236	3:20.348	4	22.701	3:40.860	4	20.149	3:00.274
42	28.380	2:51.684	51	45.128	2:37.667	27	20.906	3:16.140	51	23.653	3:41.016	51	20.994	3:00.167
51	28.777	2:52.081	27	45.934	2:35.768	51	21.032	3:17.072	27	24.219	3:41.708	27	21.354	2:59.961
27	31.482	2:54.786	17	46.897	2:36.250	17	21.577	3:15.848	17	24.805	3:41.623	17	21.737	2:59.758
17	31.963	2:55.267	99	52.168	2:39.229	99	22.220	3:11.220	99	26.208	3:42.383	99	22.616	2:59.234
60	33.286	2:56.590	86	52.567	2:39.672	86	23.659	3:12.260	86	26.698	3:41.434	86	22.913	2:59.041
86	34.211	2:57.515	60	52.787	2:40.817	3	23.758	3:12.107	3	27.071	3:41.708	3	23.388	2:59.143
99	34.255	2:57.559	3	52.819	2:38.994	60	24.616	3:12.997	60	27.709	3:41.488	60	24.335	2:59.452
3	35.141	2:58.445	20	55.204	2:41.342	20	26.055	3:12.019	20	28.484	3:40.824	20	25.253	2:59.595
20	35.178	2:58.482	46	56.756	2:42.206	46	27.363	3:11.775	46	29.620	3:40.652	46	25.551	2:58.757
26	35.388	2:58.692 P	13	57.465	2:38.676	13	27.968	3:11.671	13	30.556	3:40.983	13	27.122	2:59.392
46	35.866	2:59.170	171	1:00.700	2:40.130	171	29.693	3:10.161	171	31.157	3:39.859	171	27.912	2:59.581
38	37.928	3:01.232	38	1:01.839	2:45.227	38	31.112	3:10.441	38	31.473	3:38.756	38	29.017	3:00.370
96	39.332	3:02.636	96	1:02.717	2:44.701	96	32.087	3:10.538	96	32.115	3:38.423	96	29.551	3:00.262
13	40.105	3:03.409	68	1:05.454	2:43.979	68	33.992	3:09.706	68	32.653	3:37.056	68	30.814	3:00.987
171	41.886	3:05.190	42	1:09.751	3:02.687	42	36.243	3:07.660	42	34.093	3:36.245	42	33.220	3:01.953
71	42.577	3:05.881	71	1:11.183	2:49.922	71	38.330	3:08.315	71	34.938	3:35.003	71	34.452	3:02.340
68	42.791	3:06.095	18	1:16.124	2:49.062	18	40.743	3:05.787	18	36.930	3:34.582	18	35.516	3:01.412
18	48.378	3:11.682	91	1:21.024	2:52.935	91	41.844	3:01.988	91	37.709	3:34.260	91	36.519	3:01.636
91	49.405	3:12.709	26	1:49.430	3:35.358	26	1:09.463	3:01.201	26	38.163	3:07.095	26	36.728	3:01.391

Weather / Track : Cloudy / Dry

Silverstone GP: 3.6604 miles
Date: 02/08/2025 Start: 17:26 Finish: 17:54

2025 Porsche Club Motorsport Championship with Pirelli / Boxster Cup

RACE 7 - LAP CHART

LAP 6		@ 17:44:13.621
NO	BEHIND	LAP TIME
23		2:25.143
144	0.374	2:25.114
14	1.274	2:25.323
2	2.227	2:25.902
9	3.088	2:25.672
43	4.385	2:27.068
74	5.261	2:27.607
32	6.196	2:27.897
10	11.016	2:25.878
69	12.008	2:26.013
15	14.379	2:28.129
52	17.163	2:30.487
77	18.288	2:30.846
53	21.362	2:33.308
44	21.727	2:34.489
56	22.302	2:33.865
88	23.748	2:33.252
8	24.058	2:31.520
66	24.731	2:34.914
123	25.546	2:33.678
33	28.370	2:34.871
51	31.821	2:35.970
27	32.793	2:36.582
4	35.421	2:40.415
86	36.460	2:38.690
3	36.914	2:38.669
99	37.541	2:40.068
17	38.410	2:41.816
171	39.426	2:36.657
60	40.655	2:41.463
46	41.373	2:40.965
13	43.169	2:41.190
96	43.660	2:39.252
20	48.035	2:47.925
68	48.353	2:42.682
38	48.608	2:44.734
42	50.877	2:42.800
71	53.564	2:44.255
26	54.837	2:43.252
18	59.172	2:48.799
91	1:00.869	2:49.493

LAP 7		@ 17:47:35.284	
NO	BEHIND	LAP TIME	
23		3:21.663	
144	0.582	3:21.871	
14	1.188	3:21.577	
2	2.135	3:21.571	
9	3.223	3:21.798	
43	4.049	3:21.327	
74	4.822	3:21.224	
32	5.822	3:21.289	
10	6.280	3:16.927	
69	7.116	3:16.771	
15	8.009	3:15.293	
52	9.022	3:13.522	
77	9.630	3:13.005	
53	10.382	3:10.683	
44	11.272	3:11.208	
56	11.882	3:11.243	
88	12.589	3:10.504	
8	13.318	3:10.923	
123	13.593	3:09.710	
66	14.119	3:11.051	
33	14.610	3:07.903	
51	15.775	3:05.617	
27	16.837	3:05.707	
4	19.031	3:05.273	
86	19.312	3:04.515	
3	20.258	3:05.007	
99	20.837	3:04.959	
17	21.795	3:05.048	
171	22.284	3:04.521	
60	23.026	3:04.034	
46	24.067	3:04.357	
13	25.091	3:03.585	
96	26.229	3:04.232	
68	28.727	3:02.037	
38	29.787	3:02.842	
42	32.021	3:02.807	
20	32.655	3:06.283	P
71	33.359	3:01.458	
26	34.821	3:01.647	
18	37.348	2:59.839	
91	38.465	2:59.259	

LAP 8		@ 17:51:16.035
NO	BEHIND	LAP TIME
23		3:40.751
144	0.811	3:40.980
14	1.308	3:40.871
2	2.417	3:41.033
9	3.547	3:41.075
43	4.128	3:40.830
74	4.606	3:40.535
32	5.651	3:40.580
10	6.044	3:40.515
69	7.242	3:40.877
15	7.917	3:40.659
52	8.468	3:40.197
77	9.158	3:40.279
53	9.867	3:40.236
44	10.586	3:40.065
56	11.344	3:40.213
88	12.221	3:40.383
8	12.880	3:40.313
123	13.672	3:40.830
66	14.639	3:41.271
33	14.996	3:41.137
51	16.326	3:41.302
27	17.002	3:40.916
4	19.253	3:40.973
86	20.111	3:41.550
3	20.637	3:41.130
99	21.015	3:40.929
17	22.348	3:41.304
171	22.906	3:41.373
60	23.237	3:40.962
46	24.138	3:40.822
13	25.131	3:40.791
96	25.737	3:40.259
68	26.296	3:38.320
38	26.911	3:37.875
42	28.228	3:36.958
71	29.360	3:36.752
26	31.713	3:37.643
18	33.286	3:36.689
91	34.383	3:36.669

LAP 9		@ 17:54:41.654
NO	BEHIND	LAP TIME
23		3:25.619
144	1.505	3:26.313
14	2.206	3:26.517
2	2.979	3:26.181
9	5.050	3:27.122
43	5.809	3:27.300
74	6.518	3:27.531
32	7.298	3:27.266
10	7.620	3:27.195
69	9.368	3:27.745
15	10.254	3:27.956
52	10.731	3:27.882
77	11.451	3:27.912
53	12.018	3:27.770
44	12.580	3:27.613
56	13.658	3:27.933
88	14.346	3:27.744
8	14.990	3:27.729
123	15.639	3:27.586
66	16.664	3:27.644
33	17.037	3:27.660
51	18.069	3:27.362
27	18.324	3:26.941
4	19.602	3:25.968
86	20.219	3:25.727
3	21.119	3:26.101
99	21.582	3:26.186
17	22.444	3:25.715
171	23.700	3:26.413
60	24.812	3:27.194
46	25.743	3:27.224
13	26.643	3:27.131
96	27.325	3:27.207
68	27.951	3:27.274
38	28.953	3:27.661
42	29.899	3:27.290
71	30.902	3:27.161
26	34.248	3:28.154
18	36.255	3:28.588
91	36.823	3:28.059

Weather / Track : Cloudy / Dry

Silverstone GP: 3.6604 miles
Date: 02/08/2025 Start: 17:26 Finish: 17:54

2025 Porsche Club Motorsport Championship with Pirelli / Boxster Cup

RACE 7 - POSITION CHART WITH INTERMEDIATES

No	Name	Lap / Pos	L0 - Int1-M	L0 - Int2-M	L0 - Int3-M	L1 - Finish	L1 - Int1-M	L1 - Int2-M	L1 - Int3-M	L2 - Finish	L2 - Int1-M	L2 - Int2-M	L2 - Int3-M	L3 - Finish	L3 - Int1-M	L3 - Int2-M	L3 - Int3-M	L4 - Finish	L4 - Int1-M	L4 - Int2-M	L4 - Int3-M	L5 - Finish	L5 - Int1-M	L5 - Int2-M	L5 - Int3-M	L6 - Finish	L6 - Int1-M	L6 - Int2-M	L6 - Int3-M	L7 - Finish	L7 - Int1-M	L7 - Int2-M	L7 - Int3-M	L8 - Finish
23	CLARK	1	23	23	23	23	23	23	23	23	23	23	23	23	23	23	23	23	23	23	23	23	23	23	23	23	23	23	23	23	23	23	23	23
144	MCALEER	2	144	144	144	144	144	144	144	144	144	144	144	144	144	144	144	144	144	144	144	144	144	144	144	144	144	144	144	144	144	144	144	144
14	MCALEER	3	14	14	14	14	14	14	14	14	14	14	14	14	14	14	14	14	14	14	14	14	14	14	14	14	14	14	14	14	14	14	14	14
2	MORRIS	4	2	2	2	2	2	2	2	2	2	2	2	2	2	2	2	2	2	2	2	2	2	2	2	2	2	2	2	2	2	2	2	2
85	BAYSTON	5	85	85	85	85	85	43	43	43	43	43	43	43	43	43	43	43	43	43	43	43	9	9	9	9	9	9	9	9	9	9	9	9
26	BURKE	6	9	9	43	43	43	9	9	9	9	9	9	9	9	9	9	9	9	9	9	9	43	43	43	43	43	43	43	43	43	43	43	43
9	DYER	7	43	43	9	9	9	74	74	74	74	74	74	74	74	74	74	74	74	74	74	74	74	74	74	74	74	74	74	74	74	74	74	74
43	CHEETHAM	8	74	74	74	32	32	85	32	32	32	32	32	32	32	32	32	32	32	32	32	32	32	32	32	32	32	32	32	32	32	32	32	32
22	EVANS	9	10	10	32	74	74	32	85	85	85	85	85	85	85	85	85	85	85	85	85	10	10	10	10	10	10	10	10	10	10	10	10	10
74	BRYAN	10	55	32	10	10	10	10	10	10	10	10	10	10	10	10	10	10	10	10	10	55	69	69	69	69	69	69	69	69	69	69	69	69
55	MARSTON	11	32	55	55	55	55	55	55	55	55	55	55	55	55	55	55	55	55	55	55	69	15	15	15	15	15	15	15	15	15	15	15	15
10	MORRIS	12	69	69	69	69	69	69	69	69	69	69	69	69	69	69	69	69	69	69	69	15	52	52	52	52	52	52	52	52	52	52	52	52
32	HAYES	13	15	15	15	15	15	15	15	15	15	15	15	15	15	15	15	15	15	15	15	52	53	77	77	77	77	77	77	77	77	77	77	77
69	CHATHAM	14	44	44	44	44	52	52	52	52	52	52	52	52	52	52	52	52	52	52	52	44	77	44	44	53	53	53	44	53	53	53	44	53
44	PORTER	15	53	52	52	52	44	44	44	44	44	44	44	44	44	44	44	44	44	44	44	77	44	56	56	44	44	44	56	44	44	44	56	44
15	KHAN	16	52	77	77	53	53	77	77	77	77	77	77	77	77	77	77	77	77	77	77	53	56	88	88	56	56	56	88	56	56	56	88	56
53	GREGORY	17	77	56	56	77	77	56	56	53	53	53	53	53	53	53	56	53	53	53	56	56	66	66	8	88	88	88	8	88	88	88	8	88
52	LABBETT	18	56	66	66	56	56	66	88	56	56	56	56	56	56	56	66	56	56	56	66	66	88	123	123	8	123	8	123	8	8	8	123	8
33	WILKINSON	19	66	17	88	66	66	88	123	66	66	66	66	66	66	66	88	66	66	66	88	88	123	8	66	66	8	123	66	123	123	123	66	123
5	RICHARDSON	20	17	88	4	88	88	123	8	88	88	88	88	88	88	88	123	88	88	88	123	123	8	51	51	123	66	66	51	66	66	66	51	66
77	ANDREW	21	88	4	123	4	123	8	4	123	123	123	123	123	123	123	8	123	123	123	8	8	4	27	27	33	51	51	27	33	51	51	27	33
66	DYE	22	4	42	8	33	8	4	51	8	8	8	8	8	8	8	4	8	8	8	4	33	27	4	4	51	27	27	4	51	27	27	4	51
17	WATT	23	42	26	42	123	4	51	27	33	4	4	4	33	4	4	51	33	4	4	51	4	51	17	86	27	4	4	86	27	4	4	86	27
88	GEORGIOU	24	26	8	26	8	42	27	17	4	51	51	51	4	51	51	27	4	51	51	27	51	17	86	3	4	86	86	3	4	86	86	3	4
4	HARRINGTON	25	8	123	51	42	51	17	99	51	27	27	27	27	27	27	17	51	27	27	17	27	86	3	99	86	3	3	99	86	3	3	99	86
42	WILLIAMS	26	123	51	17	51	27	60	86	27	17	17	17	51	17	17	99	27	17	17	99	17	3	99	17	3	99	99	17	3	99	99	17	3
56	BROWN	27	51	27	27	27	17	99	3	17	99	99	99	17	99	99	86	17	99	99	86	99	99	60	171	99	17	17	171	99	17	17	171	99
123	WATT	28	60	60	60	17	60	86	60	99	86	86	86	99	86	86	3	99	86	86	3	86	60	171	60	17	171	171	60	17	171	171	60	17
8	BREAM	29	68	99	99	60	99	3	20	86	3	3	3	86	3	3	60	86	3	3	60	3	20	46	13	171	60	60	46	171	60	60	46	171
171	BREWER	30	27	86	86	86	86	20	13	60	60	60	60	3	60	60	20	3	60	60	20	60	13	20	46	60	46	46	13	60	46	46	13	60
81	DARLING	31	99	20	20	99	3	46	46	3	20	20	20	60	20	20	46	60	20	20	46	20	46	13	96	46	13	13	96	46	13	13	96	46
6	THOMPSON	32	86	3	3	3	20	38	171	20	46	46	46	20	46	46	13	20	46	46	13	46	171	96	20	13	96	96	20	13	96	96	68	13
13	HAFFNER	33	20	46	46	20	46	13	38	46	13	13	13	46	13	13	171	46	13	13	171	13	96	68	68	96	20	20	68	96	68	68	38	96
96	DYE	34	3	38	38	46	38	96	96	13	171	171	171	13	171	171	38	13	171	171	38	171	38	38	38	20	68	68	38	68	38	38	42	68
86	GREWCOCK	35	46	96	96	38	13	171	68	171	38	38	38	171	38	38	96	171	38	38	96	38	68	42	42	68	38	38	42	38	42	42	26	38
46	GOUGH	36	38	13	13	96	96	42	42	38	96	96	96	38	96	96	68	38	96	96	68	96	42	26	26	38	42	42	26	42	71	26	18	42
51	WARNER	37	71	18	171	13	171	68	18	96	68	68	68	96	68	68	42	96	68	68	42	68	71	18	18	42	71	26	18	71	26	18	91	71
20	NOBLE-EVANS	38	18	68	68	171	71	18	91	68	42	42	42	68	42	42	18	68	42	42	18	42	26	91	91	71	26	18	91	26	18	91	26	18
60	LEVY	39	96	171	18	71	68	91	26	42	71	18	18	42	71	18	91	42	71	18	91	71	18	26	18	91	18	91	18	91	18			
68	MASON	40	91	91	91	68	18	26	71	18	91	91	71	18	91	26	71	18	91	26	18	91	18	91	91	91	91							
27	DARCY	41	13	18	91	18	91	26	26	18	91	26	18	91	26	91	91																	
3	SHEARS	42	171	91	26	91	26	91	26	91	26	26																						
38	BRIDGES	43	26	26	26																													
99	HEARD	44																																
64	HUSSEY	45																																

Weather / Track : Cloudy / Dry

Silverstone GP: 3.6604 miles
Date: 02/08/2025 Start: 17:26 Finish: 17:54

2025 Porsche Club Motorsport Championship with Pirelli / Boxster Cup

RACE 7 - POSITION CHART WITH INTERMEDIATES

No	Name	Lap / Pos	L8 - Int1-M	L8 - Int2-M	L8 - Int3-M	L9 - Finish
23	CLARK	1	23	23	23	23
144	MCALEER	2	144	144	144	144
14	MCALEER	3	14	14	14	14
2	MORRIS	4	2	2	2	2
85	BAYSTON	5	9	9	9	9
26	BURKE	6	43	43	43	43
9	DYER	7	74	74	74	74
43	CHEETHAM	8	32	32	32	32
22	EVANS	9	10	10	10	10
74	BRYAN	10	69	69	69	69
55	MARSTON	11	15	15	15	15
10	MORRIS	12	52	52	52	52
32	HAYES	13	77	77	77	77
69	CHATHAM	14	53	44	53	53
44	PORTER	15	44	56	44	44
15	KHAN	16	56	88	56	56
53	GREGORY	17	88	8	88	88
52	LABBETT	18	8	123	8	8
33	WILKINSON	19	123	66	123	123
5	RICHARDSON	20	66	51	66	66
77	ANDREW	21	51	27	51	33
66	DYE	22	27	4	27	51
17	WATT	23	4	86	4	27
88	GEORGIOU	24	86	3	86	4
4	HARRINGTON	25	3	99	3	86
42	WILLIAMS	26	99	17	99	3
56	BROWN	27	17	171	17	99
123	WATT	28	171	60	171	17
8	BREAM	29	60	46	60	171
171	BREWER	30	46	13	46	60
81	DARLING	31	13	96	13	46
6	THOMPSON	32	96	68	96	13
13	HAFFNER	33	68	38	68	96
96	DYE	34	38	42	38	68
86	GREWCOCK	35	42	26	42	38
46	GOUGH	36	71	18	26	42
51	WARNER	37	26	91	18	71
20	NOBLE-EVANS	38	91	26		
60	LEVY	39				
68	MASON	40				
27	DARCY	41				
3	SHEARS	42				
38	BRIDGES	43				
99	HEARD	44				
64	HUSSEY	45				

Weather / Track : Cloudy / Dry

Silverstone GP: 3.6604 miles
Date: 02/08/2025 Start: 17:26 Finish: 17:54

2025 Porsche Club Motorsport Championship with Pirelli / Boxster Cup

RACE 7 - POSITION CHART WITH INTERMEDIATES

		Lap	L0 - Int1-M	L0 - Int2-M	L0 - Int3-M	L1 - Finish	L1 - Int1-M	L1 - Int2-M	L1 - Int3-M	L2 - Finish	L2 - Int1-M	L2 - Int2-M	L2 - Int3-M	L3 - Finish	L3 - Int1-M	L3 - Int2-M	L3 - Int3-M	L4 - Finish	L4 - Int1-M	L4 - Int2-M	L4 - Int3-M	L5 - Finish	L5 - Int1-M	L5 - Int2-M	L5 - Int3-M	L6 - Finish	L6 - Int1-M	L6 - Int2-M	L6 - Int3-M	L7 - Finish	L7 - Int1-M	L7 - Int2-M	L7 - Int3-M	L8 - Finish
No	Name	Pos																																
71	DYE	46																																
18	NOLAN	47																																
91	SPENCER	48																																

Weather / Track : Cloudy / Dry

Silverstone GP: 3.6604 miles
Date: 02/08/2025 Start: 17:26 Finish: 17:54

2025 Porsche Club Motorsport Championship with Pirelli / Boxster Cup

RACE 7 - POSITION CHART WITH INTERMEDIATES

No	Name	Lap / Pos	L8 - Int1-M	L8 - Int2-M	L8 - Int3-M	L9 - Finish
71	DYE	46				
18	NOLAN	47				
91	SPENCER	48				

Weather / Track : Cloudy / Dry

Silverstone GP: 3.6604 miles
Date: 02/08/2025 Start: 17:26 Finish: 17:54

2025 Porsche Club Motorsport Championship with Pirelli / Boxster Cup

RACE 7 - SECTOR ANALYSIS

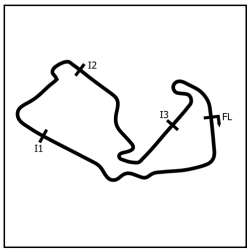

SECTOR 1 = FL to I1, SECTOR 2 = I1 to I2 SECTOR 3 = I2 to I3, SECTOR 4 = I3 to FL, DIFF = Difference To Personal Best Lap, P = Crossed Finish Line in Pit Lane, D = Time Disallowed

P1 23 Club Simon CLARK — 997 - FormEvo Clark Racing

IDEAL LAP TIME : 2:19.563 BEST LAP TIME : 2:21.316 DIFFERENCE : 1.753

LAP	SECTOR 1		SECTOR 2		SECTOR 3		SECTOR 4		LAP TIME		MPH	DIFF	TIME OF DAY
1 -		137.2	29.107	97.9	42.577	131.5	***25.521***	118.9	2:23.304		91.95	1.988	17:29:04.773
2 -	44.109	***138.6***	***28.954***	97.5	42.602	131.8	25.651	111.4	***2:21.316***	**(1)**	***93.25***		***17:31:26.089***
3 -	1:07.346	66.5	44.664	56.2	1:10.287	62.3	38.871	53.2	3:41.168		59.58	1:19.852	17:35:07.257
4 -	1:12.760	63.4	44.757	55.7	1:07.066	62.7	33.812	82.7	3:38.395		60.33	1:17.079	17:38:45.652
5 -	57.814	93.7	38.545	84.2	56.268	82.8	30.199	***119.7***	3:02.826	**(3)**	72.07	41.510	17:41:48.478
6 -	***42.712***	137.7	29.120	***99.1***	***42.376***	***132.3***	30.935	80.9	2:25.143	**(2)**	90.79	3.827	17:44:13.621
7 -	1:03.164	80.8	39.070	74.5	1:02.453	63.0	36.976	63.9	3:21.663		65.34	1:00.347	17:47:35.284
8 -	1:12.721	71.1	42.843	79.9	1:07.780	66.0	37.407	65.8	3:40.751		59.69	1:19.435	17:51:16.035
9 -	1:09.367	66.2	40.706	69.4	1:00.818	79.7	34.728	72.3	3:25.619		64.08	1:04.303	17:54:41.654

P2 144 Club Jake MCALEER — 997 - RVR Racing with Car Tech & Care

IDEAL LAP TIME : 2:19.418 BEST LAP TIME : 2:21.209 DIFFERENCE : 1.791

LAP	SECTOR 1		SECTOR 2		SECTOR 3		SECTOR 4		LAP TIME		MPH	DIFF	TIME OF DAY
1 -		140.1	29.800	97.6	42.524	133.9	***25.424***	120.8	2:23.965		91.53	2.756	17:29:05.434
2 -	43.903	***141.5***	***29.210***	94.5	42.592	134.2	25.504	***121.1***	***2:21.209***	**(1)**	***93.32***		***17:31:26.643***
3 -	1:07.824	62.0	44.360	56.9	1:10.572	64.5	38.826	56.4	3:41.582		59.47	1:20.373	17:35:08.225
4 -	1:12.606	65.2	44.677	53.6	1:07.191	64.0	34.143	80.4	3:38.617		60.27	1:17.408	17:38:46.842
5 -	57.179	83.0	39.046	73.3	55.610	86.5	30.204	***121.1***	3:02.039	**(3)**	72.38	40.830	17:41:48.881
6 -	***42.447***	***141.5***	29.297	***98.8***	***42.337***	***134.4***	31.033	81.5	2:25.114	**(2)**	90.80	3.905	17:44:13.995
7 -	1:03.794	82.3	38.665	70.4	1:02.485	65.0	36.927	68.9	3:21.871		65.27	1:00.662	17:47:35.866
8 -	1:12.670	73.2	43.097	76.4	1:07.654	60.6	37.559	65.1	3:40.980		59.63	1:19.771	17:51:16.846
9 -	1:09.686	66.4	40.166	74.7	1:01.024	74.2	35.437	63.5	3:26.313		63.87	1:05.104	17:54:43.159

P3 14 Club Mark MCALEER — 997 - RVR Racing with Car Tech & Care

IDEAL LAP TIME : 2:20.458 BEST LAP TIME : 2:21.332 DIFFERENCE : 0.874

LAP	SECTOR 1		SECTOR 2		SECTOR 3		SECTOR 4		LAP TIME		MPH	DIFF	TIME OF DAY
1 -		137.5	29.455	96.8	43.051	132.1	***25.737***	***121.3***	2:25.110		90.81	3.778	17:29:06.579
2 -	43.674	***139.2***	29.432	96.5	42.343	***133.1***	25.883	109.4	***2:21.332***	**(1)**	***93.23***		***17:31:27.911***
3 -	1:07.250	60.6	44.514	55.4	1:10.778	64.4	38.447	55.3	3:40.989		59.63	1:19.657	17:35:08.900
4 -	1:12.649	65.9	44.670	57.9	1:07.004	60.6	34.247	78.6	3:38.570		60.29	1:17.238	17:38:47.470
5 -	57.368	93.3	39.063	72.6	55.261	88.4	30.410	119.1	3:02.102	**(3)**	72.36	40.770	17:41:49.572
6 -	***43.218***	138.3	***29.181***	***98.2***	***42.322***	132.6	30.602	77.9	2:25.323	**(2)**	90.67	3.991	17:44:14.895
7 -	1:03.585	77.4	38.582	68.5	1:02.399	71.0	37.011	68.5	3:21.577		65.37	1:00.245	17:47:36.472
8 -	1:12.884	71.3	43.040	74.4	1:07.386	60.6	37.561	67.1	3:40.871		59.66	1:19.539	17:51:17.343
9 -	1:10.114	71.7	40.732	70.9	1:00.775	77.1	34.896	66.6	3:26.517		63.80	1:05.185	17:54:43.860

P4 2 Club Peter MORRIS — 997 3.8s - Strasse specialise in Porsche

IDEAL LAP TIME : 2:21.767 BEST LAP TIME : 2:22.104 DIFFERENCE : 0.337

LAP	SECTOR 1		SECTOR 2		SECTOR 3		SECTOR 4		LAP TIME		MPH	DIFF	TIME OF DAY
1 -		137.2	29.880	96.8	43.093	***132.3***	***25.892***	120.6	2:26.151		90.16	4.047	17:29:07.620
2 -	***43.578***	137.5	***29.273***	97.2	***43.024***	***132.3***	26.229	119.1	***2:22.104***	**(1)**	***92.73***		***17:31:29.724***
3 -	1:06.399	58.9	44.205	53.9	1:11.176	58.4	38.115	59.5	3:39.895		59.92	1:17.791	17:35:09.619
4 -	1:12.781	65.8	44.708	62.7	1:06.710	64.9	34.511	83.7	3:38.710		60.25	1:16.606	17:38:48.329
5 -	57.631	96.2	38.502	85.4	55.581	83.0	29.903	***121.1***	3:01.617	**(3)**	72.55	39.513	17:41:49.946
6 -	43.686	***138.0***	29.587	***97.3***	43.056	131.5	29.573	70.1	2:25.902	**(2)**	90.31	3.798	17:44:15.848
7 -	1:03.463	75.0	38.296	68.0	1:02.755	68.1	37.057	66.0	3:21.571		65.37	59.467	17:47:37.419
8 -	1:12.918	65.7	42.764	65.5	1:07.682	58.9	37.669	67.9	3:41.033		59.61	1:18.929	17:51:18.452
9 -	1:09.991	73.1	40.988	86.4	1:00.926	73.6	34.276	80.3	3:26.181		63.91	1:04.077	17:54:44.633

Weather / Track : Cloudy / Dry

Silverstone GP: 3.6604 miles
Date: 02/08/2025 Start: 17:26 Finish: 17:54

2025 Porsche Club Motorsport Championship with Pirelli / Boxster Cup

RACE 7 - SECTOR ANALYSIS

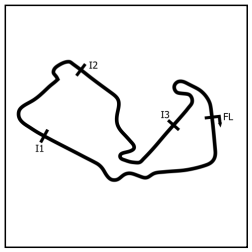

SECTOR 1 = FL to I1, SECTOR 2 = I1 to I2 SECTOR 3 = I2 to I3, SECTOR 4 = I3 to FL, DIFF = Difference To Personal Best Lap, P = Crossed Finish Line in Pit Lane, D = Time Disallowed

P5 9 Club Chris DYER

CaymanS - STRASSE UK LTD

IDEAL LAP TIME : 2:22.154 BEST LAP TIME : 2:25.672 DIFFERENCE : 3.518

LAP	SECTOR 1		SECTOR 2		SECTOR 3		SECTOR 4		LAP TIME		MPH	DIFF	TIME OF DAY
1 -		132.3	30.452	92.0	45.448	124.9	***26.375***	***117.8***	2:30.564		87.52	4.892	17:29:12.033
2 -	44.017	***135.5***	30.637	95.8	43.321	***129.5***	27.925	93.8	2:25.900	(2)	90.32	0.228	17:31:37.933
3 -	1:00.361	53.9	43.337	64.7	1:11.636	52.3	38.142	66.6	3:33.476		61.72	1:07.804	17:35:11.409
4 -	1:12.988	65.9	44.384	62.7	1:07.087	59.8	35.062	85.9	3:39.521		60.02	1:13.849	17:38:50.930
5 -	57.082	96.0	38.310	78.8	54.706	90.8	30.009	116.3	3:00.107	(3)	73.16	34.435	17:41:51.037
6 -	***43.326***	***135.5***	***29.199***	***96.5***	***43.254***	128.0	29.893	72.9	***2:25.672***	(1)	***90.46***		***17:44:16.709***
7 -	1:04.324	73.6	37.836	79.0	1:02.635	67.6	37.003	65.0	3:21.798		65.30	56.126	17:47:38.507
8 -	1:12.605	67.3	42.694	76.5	1:07.725	57.7	38.051	65.2	3:41.075		59.60	1:15.403	17:51:19.582
9 -	1:10.564	70.4	40.732	75.5	1:00.957	75.2	34.869	76.9	3:27.122		63.62	1:01.450	17:54:46.704

P6 43 Club Steve CHEETHAM

Cayman S - Lodge Sports Racing

IDEAL LAP TIME : 2:23.696 BEST LAP TIME : 2:25.692 DIFFERENCE : 1.996

LAP	SECTOR 1		SECTOR 2		SECTOR 3		SECTOR 4		LAP TIME		MPH	DIFF	TIME OF DAY
1 -		***135.8***	30.286	***94.9***	44.970	125.2	***26.133***	***117.0***	2:30.208		87.73	4.516	17:29:11.677
2 -	***44.232***	135.2	30.402	94.6	***43.422***	***128.5***	27.636	93.8	***2:25.692***	(1)	***90.44***		***17:31:37.369***
3 -	59.790	57.6	43.911	56.2	1:11.369	56.4	37.833	61.2	3:32.903		61.89	1:07.211	17:35:10.272
4 -	1:13.129	63.6	44.370	67.6	1:07.133	61.6	34.043	88.2	3:38.675		60.26	1:12.983	17:38:48.947
5 -	57.914	97.1	38.319	81.5	55.539	83.9	30.219	115.3	3:01.991	(3)	72.40	36.299	17:41:50.938
6 -	44.913	133.4	***29.909***	94.1	43.589	123.5	28.657	79.4	2:27.068	(2)	89.60	1.376	17:44:18.006
7 -	1:03.649	71.5	37.883	84.2	1:02.919	67.1	36.876	66.4	3:21.327		65.45	55.635	17:47:39.333
8 -	1:12.678	64.9	42.680	78.3	1:07.446	63.4	38.026	67.4	3:40.830		59.67	1:15.138	17:51:20.163
9 -	1:10.756	72.3	40.603	73.5	1:00.886	74.8	35.055	74.9	3:27.300		63.56	1:01.608	17:54:47.463

P7 74 Club Jim BRYAN

997 - Jim Bryan/Goya/RPP/Bellona

IDEAL LAP TIME : 2:24.822 BEST LAP TIME : 2:25.715 DIFFERENCE : 0.893

LAP	SECTOR 1		SECTOR 2		SECTOR 3		SECTOR 4		LAP TIME		MPH	DIFF	TIME OF DAY
1 -		137.2	30.768	93.3	44.216	128.8	***26.885***	118.2	2:31.149		87.18	5.434	17:29:12.618
2 -	***44.648***	***137.5***	30.914	95.3	***43.230***	***131.0***	26.923	96.5	***2:25.715***	(1)	***90.43***		***17:31:38.333***
3 -	1:00.559	54.8	43.706	63.4	1:11.233	52.5	38.513	61.3	3:34.011		61.57	1:08.296	17:35:12.344
4 -	1:12.609	74.2	44.432	54.3	1:07.076	57.9	34.971	84.2	3:39.088		60.14	1:13.373	17:38:51.432
5 -	57.218	95.1	38.093	84.4	54.921	84.7	29.611	***120.4***	2:59.843	(3)	73.27	34.128	17:41:51.275
6 -	45.154	***137.5***	***30.059***	***96.8***	43.317	115.5	29.077	89.1	2:27.607	(2)	89.27	1.892	17:44:18.882
7 -	1:03.309	70.9	38.459	78.9	1:02.490	66.1	36.966	66.3	3:21.224		65.48	55.509	17:47:40.106
8 -	1:12.580	63.9	42.558	81.5	1:07.579	60.9	37.818	68.7	3:40.535		59.75	1:14.820	17:51:20.641
9 -	1:11.038	73.4	40.613	75.1	1:00.747	75.8	35.133	71.0	3:27.531		63.49	1:01.816	17:54:48.172

P8 32 Club Ed HAYES

Cayman - Coneysport

IDEAL LAP TIME : 2:23.675 BEST LAP TIME : 2:27.806 DIFFERENCE : 4.131

LAP	SECTOR 1		SECTOR 2		SECTOR 3		SECTOR 4		LAP TIME		MPH	DIFF	TIME OF DAY
1 -		***138.0***	30.663	94.5	43.780	131.0	***26.482***	117.8	2:30.957		87.29	3.151	17:29:12.426
2 -	***43.968***	136.3	32.975	92.3	***43.311***	***132.1***	27.552	103.8	***2:27.806***	(1)	***89.15***		***17:31:40.232***
3 -	59.755	57.8	43.314	61.5	1:11.378	51.8	39.013	58.9	3:33.460		61.73	1:05.654	17:35:13.692
4 -	1:12.767	63.4	44.068	62.8	1:06.681	54.4	35.412	75.0	3:38.928		60.19	1:11.122	17:38:52.620
5 -	56.898	83.1	37.967	77.9	54.653	86.9	29.782	***119.1***	2:59.300	(3)	73.49	31.494	17:41:51.920
6 -	44.868	134.2	***29.914***	***96.0***	43.427	113.5	29.688	90.8	2:27.897	(2)	89.10	0.091	17:44:19.817
7 -	1:03.025	72.8	38.422	78.0	1:03.293	64.2	36.549	61.9	3:21.289		65.46	53.483	17:47:41.106
8 -	1:12.392	62.1	42.587	75.8	1:07.931	58.6	37.670	70.4	3:40.580		59.74	1:12.774	17:51:21.686
9 -	1:11.332	61.6	39.987	70.1	1:00.857	74.7	35.090	70.3	3:27.266		63.57	59.460	17:54:48.952

Weather / Track : Cloudy / Dry

Silverstone GP: 3.6604 miles
Date: 02/08/2025 Start: 17:26 Finish: 17:54

2025 Porsche Club Motorsport Championship with Pirelli / Boxster Cup

RACE 7 - SECTOR ANALYSIS

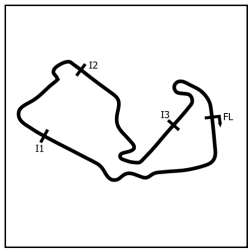

SECTOR 1 = FL to I1, SECTOR 2 = I1 to I2 SECTOR 3 = I2 to I3, SECTOR 4 = I3 to FL, DIFF = Difference To Personal Best Lap, P = Crossed Finish Line in Pit Lane, D = Time Disallowed

P9 10 Club Julian MORRIS — 997 - ELITE MOTORS BODYSHOP

IDEAL LAP TIME : 2:25.339 BEST LAP TIME : 2:25.878 DIFFERENCE : 0.539

LAP	SECTOR 1		SECTOR 2		SECTOR 3		SECTOR 4		LAP TIME		MPH	DIFF	TIME OF DAY
1 -		135.8	30.949	90.0	45.412	***130.3***	***26.110***	120.2	2:32.005		86.69	6.127	17:29:13.474
2 -	45.057	***136.6***	31.090	93.0	45.514	130.0	27.164	115.3	2:28.825	(2)	88.54	2.947	17:31:42.299
3 -	58.725	54.6	43.495	68.1	1:11.906	46.6	38.537	55.5	3:32.663		61.96	1:06.785	17:35:14.962
4 -	1:12.869	60.7	43.792	65.0	1:07.153	54.3	34.620	75.8	3:38.434		60.32	1:12.556	17:38:53.396
5 -	57.084	80.4	37.985	75.4	58.474	69.4	31.820	115.7	3:05.363	(3)	71.09	39.485	17:41:58.759
6 -	***44.779***	***136.6***	***30.152***	***95.1***	***44.298***	125.6	26.649	***120.6***	***2:25.878***	(1)	***90.33***		***17:44:24.637***
7 -	58.788	73.0	38.249	76.0	1:03.371	62.1	36.519	59.4	3:16.927		66.91	51.049	17:47:41.564
8 -	1:12.581	58.5	42.315	78.7	1:08.248	58.0	37.371	68.5	3:40.515		59.75	1:14.637	17:51:22.079
9 -	1:12.185	59.7	39.425	75.5	1:00.810	71.2	34.775	68.5	3:27.195		63.60	1:01.317	17:54:49.274

P10 69 AM Oliver CHATHAM — Boxster S - County Classics Racing

IDEAL LAP TIME : 2:25.584 BEST LAP TIME : 2:26.013 DIFFERENCE : 0.429

LAP	SECTOR 1		SECTOR 2		SECTOR 3		SECTOR 4		LAP TIME		MPH	DIFF	TIME OF DAY
1 -		***127.5***	30.861	***93.8***	45.492	***123.1***	26.561	110.1	2:33.803		85.67	7.790	17:29:15.272
2 -	***44.250***	127.3	30.917	90.9	46.227	107.5	31.501	100.4	2:32.895	(2)	86.18	6.882	17:31:48.167
3 -	55.011	57.9	43.862	72.2	1:11.454	48.9	38.302	53.1	3:28.629		63.16	1:02.616	17:35:16.796
4 -	1:13.952	60.6	42.447	65.2	1:07.238	56.0	35.396	93.4	3:39.033		60.16	1:13.020	17:38:55.829
5 -	56.403	86.1	37.532	86.0	58.841	68.2	31.011	108.1	3:03.787	(3)	71.70	37.774	17:41:59.616
6 -	44.679	125.2	***30.565***	92.9	***44.327***	***123.1***	***26.442***	***110.7***	***2:26.013***	(1)	***90.25***		***17:44:25.629***
7 -	58.892	72.9	38.497	81.9	1:03.102	60.1	36.280	60.0	3:16.771		66.97	50.758	17:47:42.400
8 -	1:12.960	62.6	42.237	78.2	1:07.969	58.6	37.711	61.9	3:40.877		59.66	1:14.864	17:51:23.277
9 -	1:11.460	60.8	40.696	75.3	1:01.346	73.5	34.243	63.7	3:27.745		63.43	1:01.732	17:54:51.022

P11 15 AM Shiraz KHAN — Boxster S - Khanage Racing / Supatune Motorsport

IDEAL LAP TIME : 2:26.888 BEST LAP TIME : 2:28.129 DIFFERENCE : 1.241

LAP	SECTOR 1		SECTOR 2		SECTOR 3		SECTOR 4		LAP TIME		MPH	DIFF	TIME OF DAY
1 -		***126.6***	31.160	91.5	45.229	***120.2***	***26.802***	***110.3***	2:34.581		85.24	6.452	17:29:16.050
2 -	***45.387***	125.9	***30.264***	91.4	45.470	108.5	32.784	87.2	2:33.905	(2)	85.62	5.776	17:31:49.955
3 -	54.415	64.0	43.265	71.7	1:11.742	44.0	38.175	51.5	3:27.597		63.47	59.468	17:35:17.552
4 -	1:13.896	57.2	42.262	67.7	1:07.488	53.7	34.940	90.3	3:38.586		60.28	1:10.457	17:38:56.138
5 -	56.755	90.6	37.978	89.0	58.220	70.3	30.780	109.2	3:03.733	(3)	71.72	35.604	17:41:59.871
6 -	45.557	125.4	30.637	***92.0***	***44.435***	***120.2***	27.500	108.3	***2:28.129***	(1)	***88.96***		***17:44:28.000***
7 -	57.292	73.9	38.656	85.0	1:02.966	59.9	36.379	67.1	3:15.293		67.47	47.164	17:47:43.293
8 -	1:12.769	63.1	42.204	78.5	1:07.869	64.5	37.817	61.4	3:40.659		59.72	1:12.530	17:51:23.952
9 -	1:11.302	54.0	40.550	74.7	1:01.509	69.8	34.595	59.0	3:27.956		63.36	59.827	17:54:51.908

P12 52 AM Darren LABBETT — Boxster S - Woods Foodservice Limited

IDEAL LAP TIME : 2:27.860 BEST LAP TIME : 2:30.487 DIFFERENCE : 2.627

LAP	SECTOR 1		SECTOR 2		SECTOR 3		SECTOR 4		LAP TIME		MPH	DIFF	TIME OF DAY
1 -		***130.0***	30.914	93.9	***44.828***	***124.2***	***26.972***	***112.6***	2:35.136		84.94	4.649	17:29:16.605
2 -	***45.520***	129.8	***30.540***	***94.1***	45.150	110.7	32.698	85.4	2:33.908	(2)	85.62	3.421	17:31:50.513
3 -	54.644	62.0	43.147	77.7	1:12.352	55.9	37.425	52.1	3:27.568		63.48	57.081	17:35:18.081
4 -	1:14.089	56.0	42.429	72.0	1:07.444	57.0	34.789	100.5	3:38.751		60.24	1:08.264	17:38:56.832
5 -	56.849	94.9	38.042	87.6	58.166	65.2	30.408	111.8	3:03.465	(3)	71.82	32.978	17:42:00.297
6 -	45.831	129.0	30.760	92.8	45.159	105.6	28.737	111.6	***2:30.487***	(1)	***87.56***		***17:44:30.784***
7 -	55.325	69.7	39.050	85.5	1:02.529	64.1	36.618	59.6	3:13.522		68.09	43.035	17:47:44.306
8 -	1:12.460	63.9	42.287	82.8	1:07.859	63.1	37.591	56.4	3:40.197		59.84	1:09.710	17:51:24.503
9 -	1:11.475	60.5	40.277	75.4	1:01.698	65.2	34.432	56.6	3:27.882		63.39	57.395	17:54:52.385

Weather / Track : Cloudy / Dry

Silverstone GP: 3.6604 miles
Date: 02/08/2025 Start: 17:26 Finish: 17:54

2025 Porsche Club Motorsport Championship with Pirelli / Boxster Cup

RACE 7 - SECTOR ANALYSIS

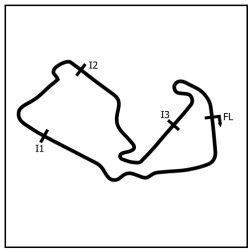

SECTOR 1 = FL to I1, SECTOR 2 = I1 to I2 SECTOR 3 = I2 to I3, SECTOR 4 = I3 to FL, DIFF = Difference To Personal Best Lap, P = Crossed Finish Line in Pit Lane, D = Time Disallowed

P13 77 AM Tom ANDREW

Boxster S - Mint MSport

IDEAL LAP TIME : 2:27.935 BEST LAP TIME : 2:30.846 DIFFERENCE : 2.911

LAP	SECTOR 1		SECTOR 2		SECTOR 3		SECTOR 4		LAP TIME		MPH	DIFF	TIME OF DAY
1 -		128.3	31.441	86.9	45.029	***123.8***	***27.258***	109.6	2:36.438		84.23	5.592	17:29:17.907
2 -	***45.237***	***129.0***	***30.809***	90.1	44.784	103.2	33.554	77.3	2:34.384	(2)	85.35	3.538	17:31:52.291
3 -	55.090	69.8	42.811	78.2	1:12.609	61.9	37.044	45.8	3:27.554		63.49	56.708	17:35:19.845
4 -	1:14.382	62.2	41.962	70.2	1:07.890	56.1	34.185	97.7	3:38.419		60.33	1:07.573	17:38:58.264
5 -	58.083	86.7	37.373	88.3	57.344	64.3	29.999	***109.9***	3:02.799	(3)	72.08	31.953	17:42:01.063
6 -	46.411	126.1	31.197	***90.4***	***44.631***	114.3	28.607	104.0	***2:30.846***	(1)	***87.35***		***17:44:31.909***
7 -	55.794	73.7	38.313	86.4	1:02.687	64.5	36.211	59.5	3:13.005		68.27	42.159	17:47:44.914
8 -	1:12.772	63.7	41.898	81.1	1:08.207	58.0	37.402	57.8	3:40.279		59.82	1:09.433	17:51:25.193
9 -	1:11.611	62.1	39.976	84.7	1:01.984	73.3	34.341	53.5	3:27.912		63.38	57.066	17:54:53.105

P14 53 AM Wayne GREGORY

Boxster S - Woods Foodservice Limited

IDEAL LAP TIME : 3:09.164 BEST LAP TIME : 2:33.308 DIFFERENCE : -35.856

LAP	SECTOR 1		SECTOR 2		SECTOR 3		SECTOR 4		LAP TIME		MPH	DIFF	TIME OF DAY
1 -		126.3						***108.3***	2:36.156		84.38	2.848	17:29:17.625
2 -	***45.340***	***127.0***						79.0	2:35.458	(2)	84.76	2.150	17:31:53.083
3 -	56.337	69.9	42.355	73.6	***1:12.886***	62.1	36.629	60.1	3:28.207		63.29	54.899	17:35:21.290
4 -	1:14.158	59.0	42.289	81.7				86.8	3:38.089		60.42	1:04.781	17:38:59.379
5 -	57.679	88.1	***37.125***	***89.0***				107.9	3:02.296	(3)	72.28	28.988	17:42:01.675
6 -	45.781							93.1	***2:33.308***	(1)	***85.95***		***17:44:34.983***
7 -	53.919	79.7	38.720	75.4				56.6	3:10.683		69.10	37.375	17:47:45.666
8 -	1:12.967	60.4	41.569	84.8				50.6	3:40.236		59.83	1:06.928	17:51:25.902
9 -	1:11.865	58.5				***71.3***	***33.813***	58.2	3:27.770		63.42	54.462	17:54:53.672

P15 44 AM Andrew PORTER

Boxster S - Coney Sport

IDEAL LAP TIME : 2:28.786 BEST LAP TIME : 2:34.489 DIFFERENCE : 5.703

LAP	SECTOR 1		SECTOR 2		SECTOR 3		SECTOR 4		LAP TIME		MPH	DIFF	TIME OF DAY
1 -		***125.9***	30.984	***92.1***	45.313	***121.3***	***26.883***	***110.3***	2:35.029		85.00	0.540	17:29:16.498
2 -	***46.258***	125.2	***30.573***	91.5	***45.072***	107.7	33.281	75.5	2:35.184	(2)	84.91	0.695	17:31:51.682
3 -	54.282	64.7	43.523	79.3	1:12.256	62.8	37.355	45.8	3:27.416		63.53	52.927	17:35:19.098
4 -	1:14.114	58.6	42.283	74.0	1:07.463	60.2	34.576	101.6	3:38.436		60.32	1:03.947	17:38:57.534
5 -	57.679	93.5	37.976	86.5	57.407	66.1	30.263	106.9	3:03.325	(3)	71.88	28.836	17:42:00.859
6 -	46.667	120.4	31.809	89.4	45.646	97.2	30.367	90.0	***2:34.489***	(1)	***85.29***		***17:44:35.348***
7 -	54.026	78.8	39.614	78.5	1:01.512	64.5	36.056	59.6	3:11.208		68.91	36.719	17:47:46.556
8 -	1:13.108	61.1	41.691	76.8	1:08.274	53.5	36.992	50.4	3:40.065		59.88	1:05.576	17:51:26.621
9 -	1:12.741	57.4	41.837	77.6	59.857	68.0	33.178	60.0	3:27.613		63.47	53.124	17:54:54.234

P16 56 AM Jason BROWN

Boxster S - ignite automotive

IDEAL LAP TIME : 2:29.145 BEST LAP TIME : 2:33.865 DIFFERENCE : 4.720

LAP	SECTOR 1		SECTOR 2		SECTOR 3		SECTOR 4		LAP TIME		MPH	DIFF	TIME OF DAY
1 -		130.8	***31.000***	91.0	***45.428***	***123.8***	***27.152***	110.7	2:37.491		83.67	3.626	17:29:18.960
2 -	***45.565***	***131.0***	31.232	***91.9***	45.490	106.1	32.307	82.7	2:34.594	(2)	85.24	0.729	17:31:53.554
3 -	56.965	65.6	41.783	82.2	1:13.530	60.4	36.615	53.8	3:28.893		63.08	55.028	17:35:22.447
4 -	1:14.049	62.3	42.118	70.4	1:07.657	60.6	33.454	85.9	3:37.278		60.64	1:03.413	17:38:59.725
5 -	58.921	80.7	36.556	88.8	57.018	67.1	29.838	***111.0***	3:02.333	(3)	72.27	28.468	17:42:02.058
6 -	45.693	123.5	32.373	91.5	45.636	92.1	30.163	90.2	***2:33.865***	(1)	***85.64***		***17:44:35.923***
7 -	54.020	79.7	39.700	79.7	1:01.720	65.4	35.803	60.2	3:11.243		68.90	37.378	17:47:47.166
8 -	1:13.156	60.2	41.697	86.1	1:08.409	51.7	36.951	53.9	3:40.213		59.84	1:06.348	17:51:27.379
9 -	1:12.969	56.1	41.500	80.0	59.914	70.4	33.550	59.6	3:27.933		63.37	54.068	17:54:55.312

Weather / Track : Cloudy / Dry

Silverstone GP: 3.6604 miles
Date: 02/08/2025 Start: 17:26 Finish: 17:54

2025 Porsche Club Motorsport Championship with Pirelli / Boxster Cup

RACE 7 - SECTOR ANALYSIS

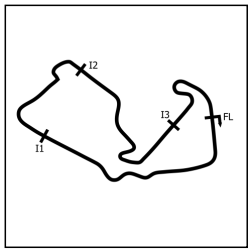

SECTOR 1 = FL to I1, SECTOR 2 = I1 to I2 SECTOR 3 = I2 to I3, SECTOR 4 = I3 to FL, DIFF = Difference To Personal Best Lap, P = Crossed Finish Line in Pit Lane, D = Time Disallowed

P17 88 AM Andreas GEORGIOU — Boxster S - Bradley Performance

IDEAL LAP TIME : 2:31.569 BEST LAP TIME : 2:32.849 DIFFERENCE : 1.280

LAP	SECTOR 1		SECTOR 2		SECTOR 3		SECTOR 4		LAP TIME		MPH	DIFF	TIME OF DAY
1 -		***126.1***	32.245	90.1	46.303	***122.4***	***27.423***	109.4	2:43.292		80.70	10.443	17:29:24.761
2 -	47.122	123.8	32.024	89.7	***45.883***	122.0	27.820	107.4	***2:32.849***	**(1)**	***86.21***		***17:31:57.610***
3 -	54.071	70.4	42.649	81.6	1:13.177	63.6	36.036	52.8	3:25.933		63.99	53.084	17:35:23.543
4 -	1:15.124	69.6	41.707	75.9	1:07.492	65.5	34.103	108.7	3:38.426		60.33	1:05.577	17:39:01.969
5 -	58.126	83.9	37.572	82.8	56.131	68.4	30.319	***109.9***	3:02.148	**(3)**	72.34	29.299	17:42:04.117
6 -	***46.330***	125.4	***31.933***	89.9	46.513	122.0	28.476	94.7	2:33.252	**(2)**	85.98	0.403	17:44:37.369
7 -	53.161	80.7	39.719	80.6	1:01.963	58.9	35.661	60.7	3:10.504		69.17	37.655	17:47:47.873
8 -	1:13.206	63.1	41.533	***90.3***	1:08.564	53.1	37.080	50.3	3:40.383		59.79	1:07.534	17:51:28.256
9 -	1:12.875	55.5	41.264	80.9	59.999	74.4	33.606	56.0	3:27.744		63.43	54.895	17:54:56.000

P18 8 Box Bertie BREAM — Boxster S 3.2 - Bertie Bream/Supatune Motorsport/Tams Ltd

IDEAL LAP TIME : 2:29.522 BEST LAP TIME : 2:31.520 DIFFERENCE : 1.998

LAP	SECTOR 1		SECTOR 2		SECTOR 3		SECTOR 4		LAP TIME		MPH	DIFF	TIME OF DAY
1 -		125.4	31.358	86.9	47.232	119.8	***27.375***	***109.6***	2:48.774		78.07	17.254	17:29:30.243
2 -	46.082	124.2	***30.846***	***89.9***	47.136	92.1	29.178	107.4	2:33.242	**(2)**	85.99	1.722	17:32:03.485
3 -	50.835	94.7	43.364	77.4	1:12.847	49.8	35.003	58.4	3:22.049		65.22	50.529	17:35:25.534
4 -	1:15.337	57.4	42.061	75.5	1:06.866	63.5	35.026	101.0	3:39.290		60.09	1:07.770	17:39:04.824
5 -	57.241	79.5	38.074	77.4	54.998	69.6	31.022	109.0	3:01.335	**(3)**	72.67	29.815	17:42:06.159
6 -	***45.173***	***126.3***	31.809	86.1	***46.128***	***120.0***	28.410	87.1	***2:31.520***	**(1)**	***86.97***		***17:44:37.679***
7 -	53.740	81.6	39.857	79.4	1:01.692	59.3	35.634	66.5	3:10.923		69.02	39.403	17:47:48.602
8 -	1:13.178	62.0	41.992	83.3	1:08.630	56.2	36.513	51.1	3:40.313		59.81	1:08.793	17:51:28.915
9 -	1:12.794	53.2	41.924	81.7	59.418	76.1	33.593	58.1	3:27.729		63.43	56.209	17:54:56.644

P19 123 Box Max WATT — Boxster S 3.2 - Greatworth Classics

IDEAL LAP TIME : 2:29.773 BEST LAP TIME : 2:33.093 DIFFERENCE : 3.320

LAP	SECTOR 1		SECTOR 2		SECTOR 3		SECTOR 4		LAP TIME		MPH	DIFF	TIME OF DAY
1 -		***125.2***	30.736	***92.4***	***46.608***	***120.9***	***27.487***	109.2	2:48.432		78.23	15.339	17:29:29.901
2 -	45.911	123.8	***30.443***	92.1	47.597	95.5	29.142	102.9	***2:33.093***	**(1)**	***86.07***		***17:32:02.994***
3 -	51.003	93.9	42.428	79.8	1:13.033	51.8	35.428	66.0	3:21.892		65.27	48.799	17:35:24.886
4 -	1:15.590	59.0	42.172	71.7	1:06.804	62.1	34.832	96.4	3:39.398		60.06	1:06.305	17:39:04.284
5 -	57.495	80.8	38.043	75.6	54.866	72.0	30.801	***110.1***	3:01.205	**(3)**	72.72	28.112	17:42:05.489
6 -	***45.235***	124.7	32.191	87.8	47.303	111.1	28.949	99.7	2:33.678	**(2)**	85.74	0.585	17:44:39.167
7 -	52.083	86.3	40.851	83.3	1:01.773	63.9	35.003	62.4	3:09.710		69.46	36.617	17:47:48.877
8 -	1:14.329	62.3	42.240	87.0	1:07.597	58.7	36.664	67.9	3:40.830		59.67	1:07.737	17:51:29.707
9 -	1:12.618	53.9	42.181	78.2	59.593	68.7	33.194	68.5	3:27.586		63.48	54.493	17:54:57.293

P20 66 AM Julian DYE — Boxster S - Montrose Developments

IDEAL LAP TIME : 2:31.547 BEST LAP TIME : 2:33.183 DIFFERENCE : 1.636

LAP	SECTOR 1		SECTOR 2		SECTOR 3		SECTOR 4		LAP TIME		MPH	DIFF	TIME OF DAY
1 -			32.257	90.3	***45.788***	***120.4***	***27.239***	***108.8***	2:40.474		82.11	7.291	17:29:21.943
2 -	***46.768***	***123.8***	***31.752***	89.3				81.4	***2:33.183***	**(1)**	***86.02***		***17:31:55.126***
3 -	56.102	70.5	42.606	78.0	1:12.789	60.9	36.467		3:27.964		63.36	54.781	17:35:23.090
4 -	1:14.930	61.6	41.887	76.6	1:07.331		34.250	105.0	3:38.398		60.33	1:05.215	17:39:01.488
5 -	57.982	79.1	37.633	83.0	56.151	70.9	30.184		3:01.950	**(3)**	72.42	28.767	17:42:03.438
6 -	46.953		32.516	87.9	47.330	114.9	28.115		2:34.914	**(2)**	85.06	1.731	17:44:38.352
7 -	53.696	80.4	40.695	***92.4***	1:01.712	62.1	34.948	61.2	3:11.051		68.97	37.868	17:47:49.403
8 -	1:14.375	65.9	42.798	85.5	1:07.212	60.8	36.886	63.0	3:41.271		59.55	1:08.088	17:51:30.674
9 -	1:12.112	54.2	42.930	78.9	59.018	68.6	33.584	66.1	3:27.644		63.46	54.461	17:54:58.318

Weather / Track : Cloudy / Dry

Silverstone GP: 3.6604 miles
Date: 02/08/2025 Start: 17:26 Finish: 17:54

2025 Porsche Club Motorsport Championship with Pirelli / Boxster Cup

RACE 7 - SECTOR ANALYSIS

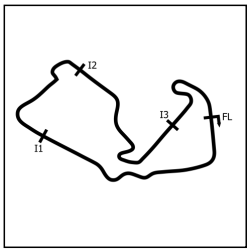

SECTOR 1 = FL to I1, SECTOR 2 = I1 to I2 SECTOR 3 = I2 to I3, SECTOR 4 = I3 to FL, DIFF = Difference To Personal Best Lap, P = Crossed Finish Line in Pit Lane, D = Time Disallowed

P21 33 AM Jess WILKINSON — Boxster S - Bradley Performance

IDEAL LAP TIME : BEST LAP TIME : 2:34.871 DIFFERENCE :

LAP	SECTOR 1		SECTOR 2		SECTOR 3		SECTOR 4		LAP TIME		MPH	DIFF	TIME OF DAY
1 -									2:47.360		78.73	12.489	17:29:28.829
2 -									2:35.697	(2)	84.63	0.826	17:32:04.526
3 -									3:21.295		65.46	46.424	17:35:25.821
4 -									3:39.889		59.92	1:05.018	17:39:05.710
5 -									3:01.410	(3)	72.64	26.539	17:42:07.120
6 -									***2:34.871***	(1)	***85.08***		***17:44:41.991***
7 -									3:07.903		70.13	33.032	17:47:49.894
8 -									3:41.137		59.59	1:06.266	17:51:31.031
9 -									3:27.660		63.45	52.789	17:54:58.691

P22 51 Box Stuart WARNER — Boxster S 3.2 - Supatune

IDEAL LAP TIME : 2:33.580 BEST LAP TIME : 2:35.970 DIFFERENCE : 2.390

LAP	SECTOR 1		SECTOR 2		SECTOR 3		SECTOR 4		LAP TIME		MPH	DIFF	TIME OF DAY
1 -		***124.9***	***31.782***	***90.3***	***46.482***	***119.6***	***28.152***	106.0	2:52.081		76.57	16.111	17:29:33.550
2 -	50.280	124.0	32.175	89.2	46.612	113.9	28.600	104.5	2:37.667	(2)	83.57	1.697	17:32:11.217
3 -	49.047	116.9	40.324	77.7	1:13.474	54.6	34.227	55.6	3:17.072		66.86	41.102	17:35:28.289
4 -	1:15.254	56.6	42.005	69.5	1:07.857	63.4	35.900	90.3	3:41.016		59.62	1:05.046	17:39:09.305
5 -	55.354	82.5	38.043	79.4	55.357	69.0	31.413	***107.1***	3:00.167	(3)	73.14	24.197	17:42:09.472
6 -	***47.164***	122.4	32.685	85.7	47.353	107.0	28.768	104.3	***2:35.970***	(1)	***84.48***		***17:44:45.442***
7 -	49.441	101.0	39.819	82.5	1:01.801	69.5	34.556	63.3	3:05.617		70.99	29.647	17:47:51.059
8 -	1:14.548	64.4	42.620	82.5	1:07.776	53.4	36.358	63.3	3:41.302		59.54	1:05.332	17:51:32.361
9 -	1:12.188	54.2	42.504	77.9	59.448	69.6	33.222	61.5	3:27.362		63.54	51.392	17:54:59.723

P23 27 Box Barrington DARCY — Boxster S 3.2 - FaFi B

IDEAL LAP TIME : 2:33.719 BEST LAP TIME : 2:35.768 DIFFERENCE : 2.049

LAP	SECTOR 1		SECTOR 2		SECTOR 3		SECTOR 4		LAP TIME		MPH	DIFF	TIME OF DAY
1 -		***125.4***	***32.316***	88.1	***46.623***	***120.6***	***28.028***	***107.6***	2:54.786		75.39	19.018	17:29:36.255
2 -	47.715	***125.4***	32.450	***88.5***	46.812	118.3	28.791	106.7	***2:35.768***	(1)	***84.59***		***17:32:12.023***
3 -	48.744	115.3	40.460	75.2	1:13.313	62.3	33.623	83.7	3:16.140		67.18	40.372	17:35:28.163
4 -	1:16.341	58.9	41.599	72.9	1:08.023	63.7	35.745	91.8	3:41.708		59.43	1:05.940	17:39:09.871
5 -	55.368	77.0	37.969	77.2	55.849	75.5	30.775	105.7	2:59.961	(3)	73.22	24.193	17:42:09.832
6 -	***46.752***	124.9	32.970	80.8	48.382	112.2	28.478	106.9	2:36.582	(2)	84.15	0.814	17:44:46.414
7 -	49.407	101.9	39.524	84.7	1:02.916	71.0	33.860	61.2	3:05.707		70.96	29.939	17:47:52.121
8 -	1:15.006	65.4	42.063	83.9	1:07.738	48.3	36.109	63.6	3:40.916		59.65	1:05.148	17:51:33.037
9 -	1:12.376	53.7	42.237	76.6	59.274	72.0	33.054	55.4	3:26.941		63.67	51.173	17:54:59.978

P24 4 AM Timothy HARRINGTON — Boxster S - Bradley Performance

IDEAL LAP TIME : 2:35.326 BEST LAP TIME : 2:39.452 DIFFERENCE : 4.126

LAP	SECTOR 1		SECTOR 2		SECTOR 3		SECTOR 4		LAP TIME		MPH	DIFF	TIME OF DAY
1 -		124.7	33.083	***90.4***	***47.110***	***121.5***	***28.065***	***109.9***	2:46.224		79.27	6.772	17:29:27.693
2 -	48.686	118.5	***32.308***	90.1	48.407	104.2	30.051	107.4	***2:39.452***	(1)	***82.64***		***17:32:07.145***
3 -	50.631	95.7	41.951	77.4	1:12.872	55.9	34.894	62.6	3:20.348		65.77	40.896	17:35:27.493
4 -	1:15.100	59.9	42.138	77.0	1:07.447	67.0	36.175	92.7	3:40.860		59.66	1:01.408	17:39:08.353
5 -	55.415	77.9	38.310	80.0	54.949	67.9	31.600	108.7	3:00.274	(3)	73.09	20.822	17:42:08.627
6 -	***47.843***	***124.9***	33.346	88.0	49.171	92.9	30.055	107.4	2:40.415	(2)	82.14	0.963	17:44:49.042
7 -	49.870	108.9	38.859	83.7	1:01.872	79.4	34.672	49.6	3:05.273		71.12	25.821	17:47:54.315
8 -	1:14.369	63.0	42.259	82.1	1:07.245	49.3	37.100	63.3	3:40.973		59.63	1:01.521	17:51:35.288
9 -	1:11.094	51.3	42.996	81.6	58.633	81.7	33.245	67.7	3:25.968		63.97	46.516	17:55:01.256

Weather / Track : Cloudy / Dry

Silverstone GP: 3.6604 miles
Date: 02/08/2025 Start: 17:26 Finish: 17:54

2025 Porsche Club Motorsport Championship with Pirelli / Boxster Cup

RACE 7 - SECTOR ANALYSIS

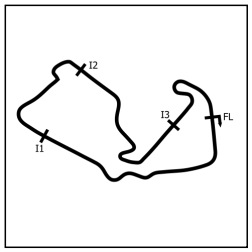

SECTOR 1 = FL to I1, SECTOR 2 = I1 to I2 SECTOR 3 = I2 to I3, SECTOR 4 = I3 to FL, DIFF = Difference To Personal Best Lap, P = Crossed Finish Line in Pit Lane, D = Time Disallowed

P25 86 Box Ben GREWCOCK

Boxster S 3.2 - Porsche Bournemouth

IDEAL LAP TIME : 2:34.796 BEST LAP TIME : 2:38.690 DIFFERENCE : 3.894

LAP	SECTOR 1		SECTOR 2		SECTOR 3		SECTOR 4		LAP TIME		MPH	DIFF	TIME OF DAY
1 -		123.1	32.934	88.0	***47.141***	***122.9***	***28.262***	***109.6***	2:57.515		74.23	18.825	17:29:38.984
2 -	47.691	125.4	33.031	87.7	47.295	109.1	31.655	96.0	2:39.672	(2)	82.53	0.982	17:32:18.656
3 -	48.388	124.9	36.032	77.2	1:13.862	63.0	33.978	65.5	3:12.260		68.54	33.570	17:35:30.916
4 -	1:16.694	57.9	40.348	62.4	1:09.513	71.6	34.879	87.5	3:41.434		59.51	1:02.744	17:39:12.350
5 -	54.625	84.8	37.958	82.2	56.250	75.4	30.208	108.3	2:59.041	(3)	73.60	20.351	17:42:11.391
6 -	***47.310***	***125.6***	***32.083***	***90.9***	48.760	89.8	30.537	108.1	***2:38.690***	(1)	***83.04***		***17:44:50.081***
7 -	49.746	123.1	38.344	85.1	1:01.785	79.9	34.640	51.0	3:04.515		71.41	25.825	17:47:54.596
8 -	1:14.746	65.1	42.311	80.2	1:08.503	44.9	35.990	60.7	3:41.550		59.47	1:02.860	17:51:36.146
9 -	1:10.868	58.3	43.628	81.1	58.074	75.7	33.157	82.6	3:25.727		64.05	47.037	17:55:01.873

P26 3 Box Matthew SHEARS

Boxster S 3.2 - Matt Shears/ Autofarm / UP3

IDEAL LAP TIME : 2:33.909 BEST LAP TIME : 2:38.669 DIFFERENCE : 4.760

LAP	SECTOR 1		SECTOR 2		SECTOR 3		SECTOR 4		LAP TIME		MPH	DIFF	TIME OF DAY
1 -		124.5	32.713	82.6	47.699	***121.1***	***27.990***	***107.9***	2:58.445		73.84	19.776	17:29:39.914
2 -	***47.037***	***126.3***	33.514	***88.1***	***46.827***	108.0	31.616	97.7	2:38.994	(2)	82.88	0.325	17:32:18.908
3 -	48.830	124.5	35.562	78.4	1:14.283	66.3	33.432	82.6	3:12.107		68.59	33.438	17:35:31.015
4 -	1:17.422	56.0	39.875	62.3	1:10.268	69.3	34.143	84.7	3:41.708		59.43	1:03.039	17:39:12.723
5 -	54.826	82.7	37.872	85.5	56.181	73.4	30.264	107.8	2:59.143	(3)	73.56	20.474	17:42:11.866
6 -	47.150	124.7	***32.055***	87.6	48.919	89.8	30.545	106.2	***2:38.669***	(1)	***83.05***		***17:44:50.535***
7 -	49.861	120.9	38.103	85.7	1:02.652	77.5	34.391	43.0	3:05.007		71.22	26.338	17:47:55.542
8 -	1:14.338	62.0	42.251	81.8	1:08.455	45.4	36.086	53.7	3:41.130		59.59	1:02.461	17:51:36.672
9 -	1:11.345	63.5	43.058	80.6	58.280	72.0	33.418	67.9	3:26.101		63.93	47.432	17:55:02.773

P27 99 Box Graham HEARD

Boxster S 3.2 - Elite Porsche

IDEAL LAP TIME : 2:34.560 BEST LAP TIME : 2:39.229 DIFFERENCE : 4.669

LAP	SECTOR 1		SECTOR 2		SECTOR 3		SECTOR 4		LAP TIME		MPH	DIFF	TIME OF DAY
1 -		123.5	32.744	84.7	***47.231***	***119.6***	***28.468***	107.1	2:57.559		74.21	18.330	17:29:39.028
2 -	***47.162***	***124.7***	33.187	87.8	47.325	114.3	31.555	96.7	***2:39.229***	(1)	***82.75***		***17:32:18.257***
3 -	47.577	122.4	36.597	80.7	1:14.016	60.8	33.030	76.4	3:11.220		68.91	31.991	17:35:29.477
4 -	1:17.765	56.5	40.098	63.6	1:09.373	71.6	35.147	90.4	3:42.383		59.25	1:03.154	17:39:11.860
5 -	54.715	82.9	37.728	82.5	56.521	73.7	30.270	***107.2***	2:59.234	(3)	73.52	20.005	17:42:11.094
6 -	48.983	122.0	***31.699***	***90.9***	48.920	89.9	30.466	103.7	2:40.068	(2)	82.32	0.839	17:44:51.162
7 -	50.757	117.1	37.220	84.4	1:03.173	72.2	33.809	41.7	3:04.959		71.24	25.730	17:47:56.121
8 -	1:14.746	61.5	43.060	74.2	1:07.542	42.3	35.581	53.2	3:40.929		59.64	1:01.700	17:51:37.050
9 -	1:11.486	60.8	42.971	82.5	58.467	74.2	33.262	63.6	3:26.186		63.91	46.957	17:55:03.236

P28 17 AM David WATT

Boxster S - Watt Motor Sport

IDEAL LAP TIME : 2:35.030 BEST LAP TIME : 2:36.250 DIFFERENCE : 1.220

LAP	SECTOR 1		SECTOR 2		SECTOR 3		SECTOR 4		LAP TIME		MPH	DIFF	TIME OF DAY
1 -		***125.6***	32.662	89.8	56.996	***119.6***	29.106	***108.3***	2:55.267		75.18	19.017	17:29:36.736
2 -	48.618	124.5	***31.842***	***91.1***	***46.706***	110.7	***29.084***	104.7	***2:36.250***	(1)	***84.33***		***17:32:12.986***
3 -	49.087	119.8	39.917	78.9	1:13.565	58.2	33.279	82.0	3:15.848		67.28	39.598	17:35:28.834
4 -	1:16.881	59.7	41.219	66.6	1:07.938	67.5	35.585	96.5	3:41.623		59.46	1:05.373	17:39:10.457
5 -	55.592	75.3	37.743	77.0	56.279	72.2	30.144	105.0	2:59.758	(3)	73.30	23.508	17:42:10.215
6 -	***47.398***	124.7	32.510	89.8	51.455	80.5	30.453	104.2	2:41.816	(2)	81.43	5.566	17:44:52.031
7 -	50.869	102.9	37.120	89.2	1:04.036	79.9	33.023	39.3	3:05.048		71.21	28.798	17:47:57.079
8 -	1:15.379	59.3	42.569	73.6	1:07.304	49.4	36.052	60.7	3:41.304		59.54	1:05.054	17:51:38.383
9 -	1:11.285	55.5	43.448	78.9	57.470	70.4	33.512	76.2	3:25.715		64.05	49.465	17:55:04.098

Weather / Track : Cloudy / Dry

Silverstone GP: 3.6604 miles
Date: 02/08/2025 Start: 17:26 Finish: 17:54

2025 Porsche Club Motorsport Championship with Pirelli / Boxster Cup

RACE 7 - SECTOR ANALYSIS

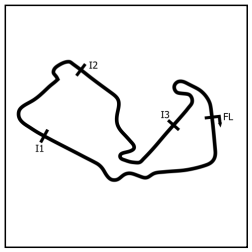

SECTOR 1 = FL to I1, SECTOR 2 = I1 to I2 SECTOR 3 = I2 to I3, SECTOR 4 = I3 to FL, DIFF = Difference To Personal Best Lap, P = Crossed Finish Line in Pit Lane, D = Time Disallowed

P29 171 Box Vince BREWER

Boxster S 3.2 - Porsche Bournemouth

IDEAL LAP TIME : 2:33.135 BEST LAP TIME : 2:36.657 DIFFERENCE : 3.522

LAP	SECTOR 1		SECTOR 2		SECTOR 3		SECTOR 4		LAP TIME		MPH	DIFF	TIME OF DAY
1 -		124.5	32.494	76.4	***47.417***	***120.0***	***27.835***	107.9	3:05.190		71.15	28.533	17:29:46.659
2 -	46.935	***125.9***	31.553	***91.9***	50.632	74.8	31.010	97.8	2:40.130	(2)	82.29	3.473	17:32:26.789
3 -	52.886	110.0	33.436	89.8	1:11.967	61.2	31.872	52.6	3:10.161		69.29	33.504	17:35:36.950
4 -	1:17.077	58.1	38.534	78.8	1:10.657	69.2	33.591	75.4	3:39.859		59.93	1:03.202	17:39:16.809
5 -	56.775	105.6	36.670	81.5	57.592	71.7	28.544	***109.2***	2:59.581	(3)	73.38	22.924	17:42:16.390
6 -	***46.396***	124.7	***31.487***	86.5	48.060	77.9	30.714	97.2	***2:36.657***	(1)	***84.11***		***17:44:53.047***
7 -	50.343	97.9	37.742	84.3	1:03.425	83.3	33.011	41.1	3:04.521		71.41	27.864	17:47:57.568
8 -	1:15.305	58.7	42.568	70.0	1:07.173	48.8	36.327	65.6	3:41.373		59.52	1:04.716	17:51:38.941
9 -	1:10.903	59.3	43.723	77.6	57.309	74.1	34.478	73.3	3:26.413		63.84	49.756	17:55:05.354

P30 60 Box Tony LEVY

Boxster S 3.2 - Supatune Motorsport

IDEAL LAP TIME : 2:36.096 BEST LAP TIME : 2:40.817 DIFFERENCE : 4.721

LAP	SECTOR 1		SECTOR 2		SECTOR 3		SECTOR 4		LAP TIME		MPH	DIFF	TIME OF DAY
1 -		123.8	33.621	85.7	***47.422***	***119.6***	***28.118***	***107.2***	2:56.590		74.62	15.773	17:29:38.059
2 -	***47.768***	***124.2***	32.978	86.9	49.687	111.2	30.384	95.0	***2:40.817***	(1)	***81.94***		***17:32:18.876***
3 -	50.255	122.4	34.813	80.6	1:15.095	62.2	32.834	84.3	3:12.997		68.27	32.180	17:35:31.873
4 -	1:17.405	56.9	40.005	76.0	1:09.790	65.6	34.288	86.1	3:41.488		59.49	1:00.671	17:39:13.361
5 -	54.951	90.9	38.003	85.3	55.965	75.0	30.533	106.0	2:59.452	(3)	73.43	18.635	17:42:12.813
6 -	48.475	122.9	***32.788***	***87.6***	49.143	78.3	31.057	99.6	2:41.463	(2)	81.61	0.646	17:44:54.276
7 -	50.255	107.3	37.952	84.7	1:03.213	80.7	32.614	38.0	3:04.034		71.60	23.217	17:47:58.310
8 -	1:15.548	56.2	42.332	70.7	1:07.547	48.9	35.535	66.4	3:40.962		59.63	1:00.145	17:51:39.272
9 -	1:11.797	60.3	44.179	78.1	56.241	74.6	34.977	69.6	3:27.194		63.60	46.377	17:55:06.466

P31 46 Box Matt GOUGH

Boxster S 3.2 - Porsche Centre Nottingham

IDEAL LAP TIME : 2:36.337 BEST LAP TIME : 2:40.965 DIFFERENCE : 4.628

LAP	SECTOR 1		SECTOR 2		SECTOR 3		SECTOR 4		LAP TIME		MPH	DIFF	TIME OF DAY
1 -		121.3	33.399	86.2	***47.492***	***118.5***	***28.190***	***106.2***	2:59.170		73.54	18.205	17:29:40.639
2 -	***47.801***	122.4	33.055	86.1	51.447	96.0	29.903	102.4	2:42.206	(2)	81.24	1.241	17:32:22.845
3 -	49.555	119.1	***32.854***	77.4	1:16.663	57.6	32.703	56.4	3:11.775		68.71	30.810	17:35:34.620
4 -	1:16.622	59.5	39.562	68.7	1:10.073	65.6	34.395	84.6	3:40.652		59.72	59.687	17:39:15.272
5 -	54.923	107.3	38.389	***86.5***	56.452	77.1	28.993	***106.2***	2:58.757	(3)	73.71	17.792	17:42:14.029
6 -	48.132	***122.6***	33.080	86.0	49.071	87.8	30.682	100.8	***2:40.965***	(1)	***81.86***		***17:44:54.994***
7 -	51.026	118.3	37.091	84.4	1:03.962	73.1	32.278	38.9	3:04.357		71.47	23.392	17:47:59.351
8 -	1:15.211	55.3	42.230	70.9	1:07.809	49.3	35.572	69.5	3:40.822		59.67	59.857	17:51:40.173
9 -	1:11.973	64.4	43.845	77.6	56.547	73.8	34.859	70.3	3:27.224		63.59	46.259	17:55:07.397

P32 13 Box Brenden HAFFNER

Boxster S 3.2 - Supatune

IDEAL LAP TIME : 2:33.122 BEST LAP TIME : 2:38.676 DIFFERENCE : 5.554

LAP	SECTOR 1		SECTOR 2		SECTOR 3		SECTOR 4		LAP TIME		MPH	DIFF	TIME OF DAY
1 -		121.3	32.560	81.5	***46.603***	***120.6***	***27.792***	106.4	3:03.409		71.84	24.733	17:29:44.878
2 -	47.567	125.2	***32.220***	***87.7***	48.228	90.0	30.661	103.0	***2:38.676***	(1)	***83.04***		***17:32:23.554***
3 -	49.749	118.7	32.923	85.9	1:17.443	61.0	31.556	56.3	3:11.671		68.75	32.995	17:35:35.225
4 -	1:17.702	60.4	38.716	72.3	1:10.553	70.6	34.012	78.2	3:40.983		59.63	1:02.307	17:39:16.208
5 -	55.567	110.3	37.922	85.7	57.342	71.5	28.561	***107.8***	2:59.392	(3)	73.45	20.716	17:42:15.600
6 -	***46.507***	***125.6***	33.704	84.8	48.171	76.0	32.808	100.8	2:41.190	(2)	81.75	2.514	17:44:56.790
7 -	50.582	105.8	36.816	86.1	1:04.148	74.3	32.039	35.3	3:03.585		71.78	24.909	17:48:00.375
8 -	1:15.260	52.7	42.014	72.4	1:08.450	46.7	35.067	64.4	3:40.791		59.68	1:02.115	17:51:41.166
9 -	1:12.121	74.6	43.711	79.1	56.694	78.3	34.605	74.2	3:27.131		63.62	48.455	17:55:08.297

Weather / Track : Cloudy / Dry

Silverstone GP: 3.6604 miles
Date: 02/08/2025 Start: 17:26 Finish: 17:54

2025 Porsche Club Motorsport Championship with Pirelli / Boxster Cup

RACE 7 - SECTOR ANALYSIS

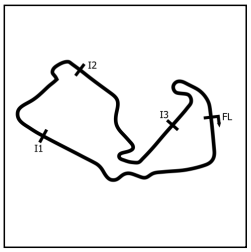

SECTOR 1 = FL to I1, SECTOR 2 = I1 to I2 SECTOR 3 = I2 to I3, SECTOR 4 = I3 to FL, DIFF = Difference To Personal Best Lap, P = Crossed Finish Line in Pit Lane, D = Time Disallowed

P33 96 Box Charlie DYE

Boxster S 3.2 - Montrose Racing

IDEAL LAP TIME : 2:33.517 BEST LAP TIME : 2:39.252 DIFFERENCE : 5.735

LAP	SECTOR 1		SECTOR 2		SECTOR 3		SECTOR 4		LAP TIME		MPH	DIFF	TIME OF DAY
1 -		121.1	33.445	88.4	***47.333***	***119.6***	***27.822***	106.4	3:02.636		72.15	23.384	17:29:44.105
2 -	48.410	121.7	32.244	85.1	52.066	62.4	31.981	96.9	2:44.701	(2)	80.01	5.449	17:32:28.806
3 -	51.566	117.3	34.604	83.7	1:12.324	66.6	32.044	48.2	3:10.538		69.16	31.286	17:35:39.344
4 -	1:16.744	57.5	37.867	79.8	1:10.261	66.7	33.551	84.3	3:38.423		60.33	59.171	17:39:17.767
5 -	57.867	86.7	35.656	86.7	57.802	70.1	28.937	***107.6***	3:00.262	(3)	73.10	21.010	17:42:18.029
6 -	***47.179***	***122.4***	***31.183***	***90.1***	48.757	82.2	32.133	99.9	***2:39.252***	(1)	***82.74***		***17:44:57.281***
7 -	51.021	102.4	36.750	85.4	1:04.308	69.4	32.153	44.8	3:04.232		71.52	24.980	17:48:01.513
8 -	1:14.778	52.2	42.088	75.3	1:08.257	44.4	35.136	59.0	3:40.259		59.82	1:01.007	17:51:41.772
9 -	1:12.068	75.1	43.562	80.9	57.211	75.4	34.366	72.1	3:27.207		63.59	47.955	17:55:08.979

P34 68 Box Martin MASON

Boxster S 3.2 - Bahnsport

IDEAL LAP TIME : 2:37.413 BEST LAP TIME : 2:42.682 DIFFERENCE : 5.269

LAP	SECTOR 1		SECTOR 2		SECTOR 3		SECTOR 4		LAP TIME		MPH	DIFF	TIME OF DAY
1 -		123.8	42.237	75.5	***48.145***	***120.4***	***28.150***	108.1	3:06.095		70.81	23.413	17:29:47.564
2 -	50.131	***124.5***	33.144	87.1	50.300	89.4	30.404	104.3	2:43.979	(2)	80.36	1.297	17:32:31.543
3 -	51.041	118.7	34.520	84.2	1:12.431	61.7	31.714	53.5	3:09.706		69.46	27.024	17:35:41.249
4 -	1:16.216	54.4	37.614	81.1	1:10.739	78.3	32.487	79.7	3:37.056		60.71	54.374	17:39:18.305
5 -	57.925	85.1	36.660	84.8	57.146	66.0	29.256	***108.3***	3:00.987	(3)	72.81	18.305	17:42:19.292
6 -	***48.087***	124.0	***33.031***	***89.5***	50.305	106.8	31.259	93.8	***2:42.682***	(1)	***81.00***		***17:45:01.974***
7 -	54.080	113.9	35.784	78.3	1:00.801	72.3	31.372	63.1	3:02.037		72.39	19.355	17:48:04.011
8 -	1:13.356	55.2	41.857	74.7	1:07.982	45.8	35.125	57.2	3:38.320		60.35	55.638	17:51:42.331
9 -	1:13.182	82.3	42.487	80.7	58.068	82.8	33.537	66.5	3:27.274		63.57	44.592	17:55:09.605

P35 38 Box Eric BRIDGES

Boxster S 3.2 - Car-Tech and Care

IDEAL LAP TIME : 2:38.440 BEST LAP TIME : 2:44.734 DIFFERENCE : 6.294

LAP	SECTOR 1		SECTOR 2		SECTOR 3		SECTOR 4		LAP TIME		MPH	DIFF	TIME OF DAY
1 -		***125.4***	33.153	85.9	***48.110***	***119.4***	***28.678***	106.5	3:01.232		72.71	16.498	17:29:42.701
2 -	***48.877***	125.2	***32.775***	86.2	51.920	72.2	31.655	103.8	2:45.227	(2)	79.75	0.493	17:32:27.928
3 -	52.025	111.6	34.713	83.6	1:11.677	65.8	32.026	55.6	3:10.441		69.19	25.707	17:35:38.369
4 -	1:16.150	59.3	38.807	83.0	1:10.243	68.8	33.556	77.7	3:38.756		60.23	54.022	17:39:17.125
5 -	56.956	102.9	36.729	84.2	57.493	72.7	29.192	***107.1***	3:00.370	(3)	73.05	15.636	17:42:17.495
6 -	49.778	124.2	34.111	***87.3***	49.935	100.0	30.910	91.9	***2:44.734***	(1)	***79.99***		***17:45:02.229***
7 -	54.251	109.2	35.693	79.8	1:01.336	80.5	31.562	69.3	3:02.842		72.07	18.108	17:48:05.071
8 -	1:12.972	53.8	41.524	74.0	1:08.288	49.4	35.091	63.1	3:37.875		60.48	53.141	17:51:42.946
9 -	1:13.770	98.2	43.037	75.4	57.099	81.0	33.755	61.1	3:27.661		63.45	42.927	17:55:10.607

P36 42 AM Alan WILLIAMS

Boxster S - Elite Motors

IDEAL LAP TIME : 2:40.150 BEST LAP TIME : 2:42.800 DIFFERENCE : 2.650

LAP	SECTOR 1		SECTOR 2		SECTOR 3		SECTOR 4		LAP TIME		MPH	DIFF	TIME OF DAY
1 -		121.7	33.870	***85.8***	***48.652***	***120.2***	***29.334***	103.7	2:51.684		76.75	8.884	17:29:33.153
2 -	50.431	124.7	46.302	58.6	54.472	101.5	31.482	95.4	3:02.687	(3)	72.13	19.887	17:32:35.840
3 -	54.154	110.7	36.435	76.1	1:04.266	65.9	32.805	49.5	3:07.660		70.22	24.860	17:35:43.500
4 -	1:15.018	57.6	38.795	81.5	1:10.696	69.6	31.736	80.1	3:36.245		60.93	53.445	17:39:19.745
5 -	56.977	87.2	37.579	71.3	57.025	66.3	30.372	***106.0***	3:01.953	(2)	72.42	19.153	17:42:21.698
6 -	***48.976***	***124.9***	***33.188***	84.0	49.903	102.2	30.733	91.4	***2:42.800***	(1)	***80.94***		***17:45:04.498***
7 -	53.533	105.1	36.179	78.6	1:01.236	78.8	31.859	70.3	3:02.807		72.08	20.007	17:48:07.305
8 -	1:11.882	57.7	41.166	77.4	1:08.792	46.2	35.118	68.1	3:36.958		60.73	54.158	17:51:44.263
9 -	1:13.591	94.7	42.995	78.3	57.646	71.1	33.058	74.9	3:27.290		63.57	44.490	17:55:11.553

Weather / Track : Cloudy / Dry

Silverstone GP: 3.6604 miles
Date: 02/08/2025 Start: 17:26 Finish: 17:54

2025 Porsche Club Motorsport Championship with Pirelli / Boxster Cup

RACE 7 - SECTOR ANALYSIS

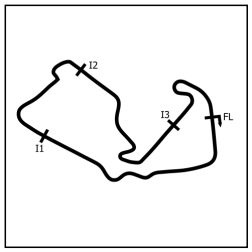

SECTOR 1 = FL to I1, SECTOR 2 = I1 to I2 SECTOR 3 = I2 to I3, SECTOR 4 = I3 to FL, DIFF = Difference To Personal Best Lap, P = Crossed Finish Line in Pit Lane, D = Time Disallowed

P37 71 Box Simon DYE — Boxster S 3.2 - Privateer

IDEAL LAP TIME : BEST LAP TIME : 2:44.255 DIFFERENCE :

LAP	SECTOR 1		SECTOR 2		SECTOR 3		SECTOR 4		LAP TIME		MPH	DIFF	TIME OF DAY
1 -									3:05.881		70.89	21.626	17:29:47.350
2 -	***50.048***	***127.8***							2:49.922	(2)	77.55	5.667	17:32:37.272
3 -	54.356	114.7						49.4	3:08.315		69.97	24.060	17:35:45.587
4 -	1:13.736	53.9							3:35.003		61.29	50.748	17:39:20.590
5 -	57.069	100.6							3:02.340		72.27	18.085	17:42:22.930
6 -	50.062	123.8							***2:44.255***	(1)	***80.22***		***17:45:07.185***
7 -	52.010	120.9							3:01.458	(3)	72.62	17.203	17:48:08.643
8 -	1:11.067	57.5						***59.0***	3:36.752		60.79	52.497	17:51:45.395
9 -	1:13.290	100.0							3:27.161		63.61	42.906	17:55:12.556

P38 26 Club David BURKE — Cayman S - Parr Motorsport

IDEAL LAP TIME : 2:41.480 BEST LAP TIME : 2:43.252 DIFFERENCE : 1.772

LAP	SECTOR 1		SECTOR 2		SECTOR 3		SECTOR 4		LAP TIME		MPH	DIFF	TIME OF DAY
1 -		119.6	32.891	***88.0***	49.389	***115.1***	IN PIT		2:58.692	P	73.74	15.440	17:29:40.161
2 -	OUTLAP	111.8	34.374	81.3	***49.304***	95.4	30.328	87.1	3:35.358		61.19	52.106	17:33:15.519
3 -	58.964	109.6	37.987	75.4	52.790	99.5	31.460	86.5	3:01.201	(2)	72.72	17.949	17:36:16.720
4 -	57.428	91.9	37.513	79.6	1:00.613	70.6	31.541	91.2	3:07.095		70.43	23.843	17:39:23.815
5 -	56.707	101.6	38.234	78.8	56.399	65.5	30.051	***109.2***	3:01.391	(3)	72.64	18.139	17:42:25.206
6 -	***50.354***	***125.9***	***31.905***	81.6	51.076	101.8	***29.917***	100.7	***2:43.252***	(1)	***80.72***		***17:45:08.458***
7 -	51.905	115.3	36.663	78.0	1:00.785	75.9	32.294	96.7	3:01.647		72.54	18.395	17:48:10.105
8 -	1:10.394	62.4	43.045	80.8	1:07.642	54.4	36.562	67.7	3:37.643		60.54	54.391	17:51:47.748
9 -	1:16.922	94.5	40.086	71.8	57.055	72.4	34.091	80.9	3:28.154		63.30	44.902	17:55:15.902

P39 18 Box Eva NOLAN — Boxster S 3.2 - Strasse UK Ltd

IDEAL LAP TIME : 2:46.792 BEST LAP TIME : 2:48.799 DIFFERENCE : 2.007

LAP	SECTOR 1		SECTOR 2		SECTOR 3		SECTOR 4		LAP TIME		MPH	DIFF	TIME OF DAY
1 -		***122.0***	36.277	67.9	51.876	***114.5***	***30.062***	***104.5***	3:11.682		68.74	22.883	17:29:53.151
2 -	***50.725***	120.6	35.948	77.4	51.928	109.1	30.461	100.2	2:49.062	(2)	77.94	0.263	17:32:42.213
3 -	52.925	110.5	35.824	76.9	1:02.736	65.0	34.302	48.7	3:05.787		70.92	16.988	17:35:48.000
4 -	1:12.396	58.0	39.549	74.6	1:10.478	71.8	32.159	87.2	3:34.582		61.41	45.783	17:39:22.582
5 -	56.611	91.5	37.843	76.6	56.516	72.9	30.442	103.8	3:01.412		72.64	12.613	17:42:23.994
6 -	51.718	111.8	***34.854***	***80.1***	***51.151***	104.5	31.076	102.5	***2:48.799***	(1)	***78.06***		***17:45:12.793***
7 -	51.998	118.5	35.989	77.4	58.998	75.0	32.854	92.1	2:59.839	(3)	73.27	11.040	17:48:12.632
8 -	1:09.786	75.1	42.048	75.1	1:07.465	61.1	37.390	70.3	3:36.689		60.81	47.890	17:51:49.321
9 -	1:16.224	91.0	40.025	73.5	58.047	81.8	34.292	65.6	3:28.588		63.17	39.789	17:55:17.909

P40 91 Box Adam SPENCER — Boxster S 3.2 - Supatune Motorsport

IDEAL LAP TIME : 2:47.951 BEST LAP TIME : 2:49.493 DIFFERENCE : 1.542

LAP	SECTOR 1		SECTOR 2		SECTOR 3		SECTOR 4		LAP TIME		MPH	DIFF	TIME OF DAY
1 -		120.0	35.769	81.5	***51.920***	***117.1***	***30.211***	103.8	3:12.709		68.38	23.216	17:29:54.178
2 -	***51.069***	120.6	35.246	83.0	54.125	101.6	32.495	100.4	2:52.935	(2)	76.20	3.442	17:32:47.113
3 -	53.348	115.9	36.162	81.1	58.062	65.0	34.416	42.0	3:01.988		72.41	12.495	17:35:49.101
4 -	1:12.041	50.9	39.875	77.6	1:10.173	66.9	32.171	88.1	3:34.260		61.50	44.767	17:39:23.361
5 -	56.307	92.3	38.189	77.8	56.456	70.9	30.684	***104.7***	3:01.636		72.55	12.143	17:42:24.997
6 -	51.470	***121.5***	***34.751***	***83.3***	52.041	110.9	31.231	103.5	***2:49.493***	(1)	***77.74***		***17:45:14.490***
7 -	51.650	119.1	35.582	81.4	59.084	76.0	32.943	82.1	2:59.259	(3)	73.51	9.766	17:48:13.749
8 -	1:09.458	65.2	41.932	76.4	1:08.034	58.1	37.245	64.9	3:36.669		60.81	47.176	17:51:50.418
9 -	1:15.774	87.7	40.325	72.3	58.295	82.8	33.665	67.5	3:28.059		63.33	38.566	17:55:18.477

Weather / Track : Cloudy / Dry

Silverstone GP: 3.6604 miles
Date: 02/08/2025 Start: 17:26 Finish: 17:54

2025 Porsche Club Motorsport Championship with Pirelli / Boxster Cup

RACE 7 - SECTOR ANALYSIS

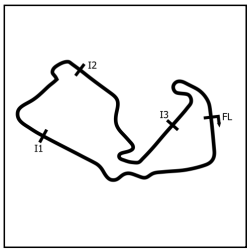

SECTOR 1 = FL to I1, SECTOR 2 = I1 to I2 SECTOR 3 = I2 to I3, SECTOR 4 = I3 to FL, DIFF = Difference To Personal Best Lap, P = Crossed Finish Line in Pit Lane, D = Time Disallowed

P41 20 Box Faye NOBLE-EVANS

Boxster S 3.2 - United Hygiene Solutions

IDEAL LAP TIME : 2:36.544 BEST LAP TIME : 2:41.342 DIFFERENCE : 4.798

LAP	SECTOR 1		SECTOR 2		SECTOR 3		SECTOR 4		LAP TIME		MPH	DIFF	TIME OF DAY
1 -		123.3	***32.856***	84.9	***47.776***	***120.2***	***28.200***	106.7	2:58.482		73.83	17.140	17:29:39.951
2 -	48.197	123.5	33.173	82.6	50.035	104.5	29.937	94.3	***2:41.342***	**(1)**	***81.67***		***17:32:21.293***
3 -	48.939	122.0	34.511	79.8	1:15.857	59.5	32.712	69.8	3:12.019		68.62	30.677	17:35:33.312
4 -	1:17.285	61.0	39.358	74.9	1:09.917	71.4	34.264	83.2	3:40.824		59.67	59.482	17:39:14.136
5 -	54.920	95.8	38.678	***87.1***	56.452	78.5	29.545	***106.9***	2:59.595	**(3)**	73.37	18.253	17:42:13.731
6 -	***47.712***	***124.5***	34.320	79.0	53.848	103.4	32.045	94.7	2:47.925	**(2)**	78.47	6.583	17:45:01.656
7 -	53.364	118.1	36.457	76.0	59.871	71.2	IN PIT		3:06.283	**P**	70.74	24.941	17:48:07.939

P42 55 Club Stuart MARSTON

Cayman - County Classics Racing

IDEAL LAP TIME : 2:27.306 BEST LAP TIME : 2:31.280 DIFFERENCE : 3.974

LAP	SECTOR 1		SECTOR 2		SECTOR 3		SECTOR 4		LAP TIME		MPH	DIFF	TIME OF DAY
1 -		134.7	***31.334***	***95.0***	***45.257***	***127.5***	***26.399***	***115.9***	2:32.922		86.17	1.642	17:29:14.391
2 -	***44.316***	***135.0***	31.497	92.1	45.562	124.7	29.905	109.7	***2:31.280***	**(1)**	***87.10***		***17:31:45.671***
3 -	56.048	56.0	44.715	70.6	1:10.827	49.4	38.704	53.2	3:30.294	**(3)**	62.66	59.014	17:35:15.965
4 -	1:13.585	60.5	42.782	60.9	1:07.128	60.0	34.871	84.7	3:38.366		60.34	1:07.086	17:38:54.331
5 -	56.898	88.0	37.714	71.7	58.473	68.3	31.649	112.8	3:04.734	**(2)**	71.33	33.454	17:41:59.065

P43 85 Club Richard BAYSTON

996 - Selby TVR Sports & Classics Ltd

IDEAL LAP TIME : 2:26.778 BEST LAP TIME : 2:31.212 DIFFERENCE : 4.434

LAP	SECTOR 1		SECTOR 2		SECTOR 3		SECTOR 4		LAP TIME		MPH	DIFF	TIME OF DAY
1 -		***136.3***	***30.990***	91.1	***44.189***	***128.5***	***26.663***	***117.4***	2:29.383		88.21		17:29:10.852
2 -	***44.936***	133.6	33.451	***91.4***	45.171	128.0	27.654	113.1	***2:31.212***	**(1)**	***87.14***		***17:31:42.064***
3 -	58.672	56.3	43.406	64.4	1:11.470	49.5	38.786	54.7	3:32.334	**(2)**	62.06	1:01.122	17:35:14.398
4 -	1:12.747	61.9	43.999	64.6	1:07.089	55.6	34.869	76.3	3:38.704	**(3)**	60.25	1:07.492	17:38:53.102
5 -	56.932	82.7	38.049	74.6	58.498	71.4	IN PIT		3:12.601	**P**	68.42	41.389	17:42:05.703

Weather / Track : Cloudy / Dry

Silverstone GP: 3.6604 miles
Date: 02/08/2025 Start: 17:26 Finish: 17:54

2025 Porsche Club Motorsport Championship with Pirelli / Boxster Cup

RACE 7 - BEST SECTORS

	SECTOR 1		SECTOR 2		SECTOR 3		SECTOR 4	
POS	NO	TIME	NO	TIME	NO	TIME	NO	TIME
1	144	42.447	23	28.954	14	42.322	144	25.424
2	23	42.712	14	29.181	144	42.337	23	25.521
3	14	43.218	9	29.199	23	42.376	14	25.737
4	9	43.326	144	29.210	2	43.024	2	25.892
5	2	43.578	2	29.273	74	43.230	10	26.110
6	32	43.968	43	29.909	9	43.254	43	26.133
7	43	44.232	32	29.914	32	43.311	9	26.375
8	69	44.250	74	30.059	43	43.422	55	26.399
9	55	44.316	10	30.152	85	44.189	69	26.442
10	74	44.648	15	30.264	10	44.298	32	26.482
11	10	44.779	123	30.443	69	44.327	85	26.663
12	85	44.936	52	30.540	15	44.435	15	26.802
13	8	45.173	69	30.565	77	44.631	44	26.883
14	123	45.235	44	30.573	52	44.828	74	26.885
15	77	45.237	77	30.809	44	45.072	52	26.972
16	53	45.340	8	30.846	55	45.257	56	27.152
17	15	45.387	85	30.990	56	45.428	66	27.239
18	52	45.520	56	31.000	66	45.788	77	27.258
19	56	45.565	96	31.183	88	45.883	8	27.375
20	44	46.258	55	31.334	8	46.128	88	27.423
21	88	46.330	171	31.487	51	46.482	123	27.487
22	171	46.396	99	31.699	13	46.603	13	27.792
23	13	46.507	66	31.752	123	46.608	96	27.822
24	27	46.752	51	31.782	27	46.623	171	27.835
25	66	46.768	17	31.842	17	46.706	3	27.990
26	3	47.037	26	31.905	3	46.827	27	28.028
27	99	47.162	88	31.933	4	47.110	4	28.065
28	51	47.164	3	32.055	86	47.141	60	28.118
29	96	47.179	86	32.083	99	47.231	68	28.150
30	86	47.310	13	32.220	96	47.333	51	28.152
31	17	47.398	4	32.308	171	47.417	46	28.190
32	20	47.712	27	32.316	60	47.422	20	28.200
33	60	47.768	38	32.775	46	47.492	86	28.262
34	46	47.801	60	32.788	20	47.776	99	28.468
35	4	47.843	46	32.854	38	48.110	38	28.678
36	68	48.087	20	32.856	68	48.145	17	29.084
37	38	48.877	68	33.031	42	48.652	42	29.334
38	42	48.976	42	33.188	26	49.304	26	29.917
39	71	50.048	91	34.751	18	51.151	18	30.062
40	26	50.354	18	34.854	91	51.920	91	30.211
41	18	50.725	53	37.125	53	1:12.886	53	33.813
42	91	51.069						
43								
44								
45								

IDEAL / BEST COMPARISON

		PERFECT LAP	2:19.147		
POS	NO	NAME	IDEAL	BEST	DIFF
1	144	MCALEER	2:19.418	2:21.209	1.791
2	23	CLARK	2:19.563	2:21.316	1.753
3	14	MCALEER	2:20.458	2:21.332	0.874
4	2	MORRIS	2:21.767	2:22.104	0.337
5	9	DYER	2:22.154	2:25.672	3.518
6	32	HAYES	2:23.675	2:27.806	4.131
7	43	CHEETHAM	2:23.696	2:25.692	1.996
8	74	BRYAN	2:24.822	2:25.715	0.893
9	10	MORRIS	2:25.339	2:25.878	0.539
10	69	CHATHAM	2:25.584	2:26.013	0.429
11	85	BAYSTON	2:26.778	2:31.212	4.434
12	15	KHAN	2:26.888	2:28.129	1.241
13	55	MARSTON	2:27.306	2:31.280	3.974
14	52	LABBETT	2:27.860	2:30.487	2.627
15	77	ANDREW	2:27.935	2:30.846	2.911
16	44	PORTER	2:28.786	2:34.489	5.703
17	56	BROWN	2:29.145	2:33.865	4.720
18	8	BREAM	2:29.522	2:31.520	1.998
19	123	WATT	2:29.773	2:33.093	3.320
20	66	DYE	2:31.547	2:33.183	1.636
21	88	GEORGIOU	2:31.569	2:32.849	1.280
22	13	HAFFNER	2:33.122	2:38.676	5.554
23	171	BREWER	2:33.135	2:36.657	3.522
24	96	DYE	2:33.517	2:39.252	5.735
25	51	WARNER	2:33.580	2:35.970	2.390
26	27	DARCY	2:33.719	2:35.768	2.049
27	3	SHEARS	2:33.909	2:38.669	4.760
28	99	HEARD	2:34.560	2:39.229	4.669
29	86	GREWCOCK	2:34.796	2:38.690	3.894
30	17	WATT	2:35.030	2:36.250	1.220
31	4	HARRINGTON	2:35.326	2:39.452	4.126
32	60	LEVY	2:36.096	2:40.817	4.721
33	46	GOUGH	2:36.337	2:40.965	4.628
34	20	NOBLE-EVANS	2:36.544	2:41.342	4.798
35	68	MASON	2:37.413	2:42.682	5.269
36	38	BRIDGES	2:38.440	2:44.734	6.294
37	42	WILLIAMS	2:40.150	2:42.800	2.650
38	26	BURKE	2:41.480	2:43.252	1.772
39	18	NOLAN	2:46.792	2:48.799	2.007
40	91	SPENCER	2:47.951	2:49.493	1.542
41	53	GREGORY		2:33.308	
42	71	DYE		2:44.255	
43	33	WILKINSON		2:34.871	

Weather / Track : Cloudy / Dry

Silverstone GP: 3.6604 miles
Date: 02/08/2025 Start: 17:26 Finish: 17:54

Results can be found at www.tsl-timing.com

Printed - 17:56 Saturday, 02 August 2025

2025 Porsche Club Motorsport Championship with Pirelli / Boxster Cup

RACE 7 - BEST SPEEDS

	INTERMEDIATE 1			INTERMEDIATE 2			INTERMEDIATE 3			FINISH LINE		
POS	NO	NAME	MPH	NO	NAME	MPH	NO	NAME	MPH	NO	NAME	MPH
1	144	MCALEER	141.5	23	CLARK	99.1	144	MCALEER	134.4	14	MCALEER	121.3
2	14	MCALEER	139.2	144	MCALEER	98.8	14	MCALEER	133.1	144	MCALEER	121.1
3	23	CLARK	138.6	14	MCALEER	98.2	23	CLARK	132.3	2	MORRIS	121.1
4	2	MORRIS	138.0	2	MORRIS	97.3	2	MORRIS	132.3	10	MORRIS	120.6
5	32	HAYES	138.0	74	BRYAN	96.8	32	HAYES	132.1	74	BRYAN	120.4
6	74	BRYAN	137.5	9	DYER	96.5	74	BRYAN	131.0	23	CLARK	119.7
7	10	MORRIS	136.6	32	HAYES	96.0	10	MORRIS	130.3	32	HAYES	119.1
8	85	BAYSTON	136.3	10	MORRIS	95.1	9	DYER	129.5	9	DYER	117.8
9	43	CHEETHAM	135.8	55	MARSTON	95.0	43	CHEETHAM	128.5	85	BAYSTON	117.4
10	9	DYER	135.5	43	CHEETHAM	94.9	85	BAYSTON	128.5	43	CHEETHAM	117.0
11	55	MARSTON	135.0	52	LABBETT	94.1	55	MARSTON	127.5	55	MARSTON	115.9
12	56	BROWN	131.0	69	CHATHAM	93.8	52	LABBETT	124.2	52	LABBETT	112.6
13	52	LABBETT	130.0	123	WATT	92.4	77	ANDREW	123.8	56	BROWN	111.0
14	77	ANDREW	129.0	66	DYE	92.4	56	BROWN	123.8	69	CHATHAM	110.7
15	71	DYE	127.8	44	PORTER	92.1	69	CHATHAM	123.1	15	KHAN	110.3
16	69	CHATHAM	127.5	15	KHAN	92.0	86	GREWCOCK	122.9	44	PORTER	110.3
17	53	GREGORY	127.0	56	BROWN	91.9	88	GEORGIOU	122.4	123	WATT	110.1
18	15	KHAN	126.6	171	BREWER	91.9	4	HARRINGTON	121.5	77	ANDREW	109.9
19	8	BREAM	126.3	85	BAYSTON	91.4	44	PORTER	121.3	88	GEORGIOU	109.9
20	3	SHEARS	126.3	17	WATT	91.1	3	SHEARS	121.1	4	HARRINGTON	109.9
21	88	GEORGIOU	126.1	86	GREWCOCK	90.9	123	WATT	120.9	8	BREAM	109.6
22	44	PORTER	125.9	99	HEARD	90.9	27	DARCY	120.6	86	GREWCOCK	109.6
23	171	BREWER	125.9	77	ANDREW	90.4	13	HAFFNER	120.6	171	BREWER	109.2
24	26	BURKE	125.9	4	HARRINGTON	90.4	66	DYE	120.4	26	BURKE	109.2
25	86	GREWCOCK	125.6	88	GEORGIOU	90.3	68	MASON	120.4	66	DYE	108.8
26	17	WATT	125.6	51	WARNER	90.3	15	KHAN	120.2	53	GREGORY	108.3
27	13	HAFFNER	125.6	96	DYE	90.1	42	WILLIAMS	120.2	17	WATT	108.3
28	27	DARCY	125.4	8	BREAM	89.9	20	NOBLE-EVANS	120.2	68	MASON	108.3
29	38	BRIDGES	125.4	68	MASON	89.5	8	BREAM	120.0	3	SHEARS	107.9
30	123	WATT	125.2	53	GREGORY	89.0	171	BREWER	120.0	13	HAFFNER	107.8
31	51	WARNER	124.9	27	DARCY	88.5	51	WARNER	119.6	27	DARCY	107.6
32	4	HARRINGTON	124.9	3	SHEARS	88.1	99	HEARD	119.6	96	DYE	107.6
33	42	WILLIAMS	124.9	26	BURKE	88.0	17	WATT	119.6	99	HEARD	107.2
34	99	HEARD	124.7	13	HAFFNER	87.7	60	LEVY	119.6	60	LEVY	107.2
35	68	MASON	124.5	60	LEVY	87.6	96	DYE	119.6	51	WARNER	107.1
36	20	NOBLE-EVANS	124.5	38	BRIDGES	87.3	38	BRIDGES	119.4	38	BRIDGES	107.1
37	60	LEVY	124.2	20	NOBLE-EVANS	87.1	46	GOUGH	118.5	20	NOBLE-EVANS	106.9
38	66	DYE	123.8	46	GOUGH	86.5	91	SPENCER	117.1	46	GOUGH	106.2
39	46	GOUGH	122.6	42	WILLIAMS	85.8	26	BURKE	115.1	42	WILLIAMS	106.0
40	96	DYE	122.4	91	SPENCER	83.3	18	NOLAN	114.5	91	SPENCER	104.7
41	18	NOLAN	122.0	18	NOLAN	80.1	53	GREGORY	71.3	18	NOLAN	104.5
42	91	SPENCER	121.5							71	DYE	59.0
43												
44												
45												
46												
47												
48												

Weather / Track : Cloudy / Dry

Silverstone GP: 3.6604 miles
Date: 02/08/2025 Start: 17:26 Finish: 17:54

Results can be found at www.tsl-timing.com

Printed - 17:56 Saturday, 02 August 2025

2025 Porsche Club Motorsport Championship with Pirelli / Boxster Cup

RACE 7 - STATISTICS

Competitors Started	45
Planned Start	2025-08-02 @ 17:20:00.000
Actual Start	2025-08-02 @ 17:26:41.468
Finish Time	2025-08-02 @ 17:54:41.151
Track Length	3.6604mi.
Total Laps	377
Total Distance Covered	1380.0076mi.

Session Fastest Lap History

NO	CL	NAME	LAP TIME	TIME OF DAY	LAP	VEHICLE
23	Club	**Simon CLARK**	**2:21.316**	17:31:26.079	2	997
144	Club	**Jake MCALEER**	**2:21.209**	17:31:26.652	2	997

Session Leader History

NO	CL	NAME	FROM LAP	LAPS LED	DISTANCE	VEHICLE
23	Club	**Simon CLARK**	1	9	32.94 miles	997

Flag History

TYPE	TIME OF DAY
GREEN	17:26:41.468
SAFETY	17:31:08.112
GREEN	17:41:48.477
SAFETY	17:43:48.089
FINISH	17:54:41.151

Flag Statistics

TYPE	COUNT	TOTAL LAPS	TOTAL TIME
Green	2	2	6:26.255
Red	0	0	0.000
Safety Car	2	6	21:33.426
FCY	0	0	0.000

Weather / Track : Cloudy / Dry

Silverstone GP: 3.6604 miles
Date: 02/08/2025 Start: 17:26 Finish: 17:54

2025 Porsche Club Motorsport Championship with Pirelli / Boxster Cup

RACE 7 - STATISTICS

CLASS : Club

12 Starters

Fastest Lap History

NO	NAME	LAP TIME	TIME OF DAY	LAP	VEHICLE
23	**Simon CLARK**	**2:21.316**	17:31:26.079	2	997
144	**Jake MCALEER**	**2:21.209**	17:31:26.652	2	997

Leader History

NO	NAME	FROM LAP	LAPS LED	DISTANCE	VEHICLE
23	**Simon CLARK**	1	9	32.94 miles	997

Weather / Track : Cloudy / Dry

Silverstone GP: 3.6604 miles
Date: 02/08/2025 Start: 17:26 Finish: 17:54

2025 Porsche Club Motorsport Championship with Pirelli / Boxster Cup

RACE 7 - STATISTICS

CLASS : AM

13 Starters

Fastest Lap History

NO	NAME	LAP TIME	TIME OF DAY	LAP	VEHICLE
69	**Oliver CHATHAM**	**2:32.895**	17:31:48.175	2	Boxster S
88	**Andreas GEORGIOU**	**2:32.849**	17:31:57.610	2	Boxster S
69	**Oliver CHATHAM**	**2:26.013**	17:44:25.636	6	Boxster S

Leader History

NO	NAME	FROM LAP	LAPS LED	DISTANCE	VEHICLE
69	**Oliver CHATHAM**	1	9	32.94 miles	Boxster S

Weather / Track : Cloudy / Dry

Silverstone GP: 3.6604 miles
Date: 02/08/2025 Start: 17:26 Finish: 17:54

2025 Porsche Club Motorsport Championship with Pirelli / Boxster Cup

RACE 7 - STATISTICS

CLASS : Box

20 Starters

Fastest Lap History

NO	NAME	LAP TIME	TIME OF DAY	LAP	VEHICLE
123	**Max WATT**	**2:33.093**	17:32:02.993	2	Boxster S 3.2
8	**Bertie BREAM**	**2:31.520**	17:44:37.684	6	Boxster S 3.2

Leader History

NO	NAME	FROM LAP	LAPS LED	DISTANCE	VEHICLE
123	**Max WATT**	1	5	18.30 miles	Boxster S 3.2
8	**Bertie BREAM**	6	4	14.64 miles	Boxster S 3.2

Weather / Track : Cloudy / Dry

Silverstone GP: 3.6604 miles
Date: 02/08/2025 Start: 17:26 Finish: 17:54