



Porsche Club

Motorsport



BOXSTER CUP



Brands Hatch

Sept 3rd

Results



MSVR Festival of Porsche - Brands Hatch - 3rd September 2023

Woods Foodservice Boxster Cup

QUALIFYING - RACE 1 - CLASSIFICATION

POS	NO	NAME	ENTRY	TIME	ON	LAPS	GAP	DIFF	MPH
1	21	Jonathan LOVELL	Porsche Boxster S	55.010	6	21			79.05
2	6	Mike THOMPSON	Porsche Boxster S	55.854	20	20	0.844	0.844	77.85
3	81*	Perry DARLING	Porsche Boxster S	55.863	16	17	0.853	0.009	77.84
4	23*	Zoe KYLE-HENNEY	Porsche Boxster S	56.032	16	20	1.022	0.169	77.60
5	55	Scot ADAMS	Porsche Boxster S	56.420	15	19	1.410	0.388	77.07
6	20	Faye NOBLE-EVANS	Porsche Boxster S	56.453	14	20	1.443	0.033	77.03
7	46	Matt GOUGH	Porsche Boxster S	56.465	15	19	1.455	0.012	77.01
8	66	Vikram SUDERA	Porsche Boxster S	56.561	15	19	1.551	0.096	76.88
9	53	Wayne GREGORY	Porsche Boxster S	56.639	18	18	1.629	0.078	76.77
10	33*	Jessica WILKINSON	Porsche Boxster S	56.839	16	21	1.829	0.200	76.50
11	51*	Tony LEVY	Porsche Boxster S	56.967	17	17	1.957	0.128	76.33
12	90	Sarah THOMSON	Porsche Boxster S	57.107	20	20	2.097	0.140	76.14
13	8	Will TOON	Porsche Boxster S	57.160	19	19	2.150	0.053	76.07
14	38	Eric BRIDGES	Porsche Boxster S	58.040	19	20	3.030	0.880	74.92
15	24	Sarah WOOD	Porsche Boxster S	59.230	17	19	4.220	1.190	73.41
16	125	Craig HORVATH	Porsche Boxster S	59.408	17	18	4.398	0.178	73.19
17	28	Phil GRAHAM	Porsche Boxster S	1:01.436	4	19	6.426	2.028	70.78

*No 23 & 51 - no working transponder

No. 33, 81 - 1 Lap time disallowed; exceeding track limits.

Weather / Track : Cloudy / Dry

These results are provisional until the conclusion of any judicial and technical matters.

Brands Hatch Indy: 1.2079 miles

Date: 03/09/2023 Start: 10:00 Finish: 10:20

Clerk Of Course : Luke Caudle

Stewards :

Timekeeper : Stewart Burr

MSVR Festival of Porsche - Brands Hatch - 3rd September 2023

Woods Foodservice Boxster Cup

QUALIFYING - RACE 4 - 2ND FASTEST CLASSIFICATION

POS	NO	NAME	ENTRY	TIME	ON	LAPS	GAP	DIFF	MPH
1	21	Jonathan LOVELL	Porsche Boxster S	55.130	20	21			78.87
2	6	Mike THOMPSON	Porsche Boxster S	55.918	13	20	0.788	0.788	77.76
3	81*	Perry DARLING	Porsche Boxster S	55.942	13	17	0.812	0.024	77.73
4	23*	Zoe KYLE-HENNEY	Porsche Boxster S	56.382	18	20	1.252	0.440	77.12
5	20	Faye NOBLE-EVANS	Porsche Boxster S	56.503	16	20	1.373	0.121	76.96
6	46	Matt GOUGH	Porsche Boxster S	56.544	17	19	1.414	0.041	76.90
7	66	Vikram SUDERA	Porsche Boxster S	56.638	16	19	1.508	0.094	76.77
8	53	Wayne GREGORY	Porsche Boxster S	56.714	17	18	1.584	0.076	76.67
9	55	Scot ADAMS	Porsche Boxster S	56.716	19	19	1.586	0.002	76.67
10	8	Will TOON	Porsche Boxster S	57.163	15	19	2.033	0.447	76.07
11	90	Sarah THOMSON	Porsche Boxster S	57.211	7	20	2.081	0.048	76.00
12	33*	Jessica WILKINSON	Porsche Boxster S	57.225	20	21	2.095	0.014	75.99
13	51*	Tony LEVY	Porsche Boxster S	57.288	16	17	2.158	0.063	75.90
14	38	Eric BRIDGES	Porsche Boxster S	58.103	20	20	2.973	0.815	74.84
15	125	Craig HORVATH	Porsche Boxster S	59.691	16	18	4.561	1.588	72.85
16	24	Sarah WOOD	Porsche Boxster S	1:00.807	11	19	5.677	1.116	71.51
17	28	Phil GRAHAM	Porsche Boxster S	1:01.524	5	19	6.394	0.717	70.68

*No 23 & 51 - no working transponder

No. 33, 81 - 1 Lap time disallowed; exceeding track limits.

Weather / Track : Cloudy / Dry

These results are provisional until the conclusion of any judicial and technical matters.

Brands Hatch Indy: 1.2079 miles

Date: 03/09/2023 Start: 10:00 Finish: 10:20

Clerk Of Course : Luke Caudle

Stewards :

Timekeeper : Stewart Burr

MSVR Festival of Porsche - Brands Hatch - 3rd September 2023

Woods Foodservice Boxster Cup

QUALIFYING - RACE 1 - LAP ANALYSIS

DIFF = Difference To Personal Best Lap

P1 21 Jonathan LOVELL				
LAP	LAP TIME	DIFF	MPH	TIME OF DAY
1 -	1:01.206	6.196	71.04	10:01:07.579
2 -	56.933	1.923	76.38	10:02:04.512
3 -	55.783	0.773	77.95	10:03:00.295
4 -	55.299	0.289	78.63	10:03:55.594
5 -	55.425	0.415	78.45	10:04:51.019
6 -	55.010 (1)		79.05	10:05:46.029
7 -	55.323	0.313	78.60	10:06:41.352
8 -	1:00.219	5.209	72.21	10:07:41.571
9 -	55.340	0.330	78.57	10:08:36.911
10 -	56.464	1.454	77.01	10:09:33.375
11 -	55.521	0.511	78.32	10:10:28.896
12 -	55.451	0.441	78.42	10:11:24.347
13 -	1:00.417	5.407	71.97	10:12:24.764
14 -	55.251	0.241	78.70	10:13:20.015
15 -	1:08.097	13.087	63.85	10:14:28.112
16 -	58.344	3.334	74.53	10:15:26.456
17 -	1:01.362	6.352	70.86	10:16:27.818
18 -	59.368	4.358	73.24	10:17:27.186
19 -	55.972	0.962	77.69	10:18:23.158
20 -	55.130 (2)	0.120	78.87	10:19:18.288
21 -	55.193 (3)	0.183	78.78	10:20:13.481

P2 6 Mike THOMPSON				
LAP	LAP TIME	DIFF	MPH	TIME OF DAY
1 -	1:06.992	11.138	64.91	10:01:17.558
2 -	1:00.310	4.456	72.10	10:02:17.868
3 -	58.909	3.055	73.81	10:03:16.777
4 -	57.747	1.893	75.30	10:04:14.524
5 -	57.081	1.227	76.18	10:05:11.605
6 -	56.790	0.936	76.57	10:06:08.395
7 -	57.107	1.253	76.14	10:07:05.502
8 -	57.157	1.303	76.08	10:08:02.659
9 -	57.654	1.800	75.42	10:09:00.313
10 -	56.445	0.591	77.04	10:09:56.758
11 -	55.980	0.126	77.68	10:10:52.738
12 -	56.129	0.275	77.47	10:11:48.867
13 -	55.918 (2)	0.064	77.76	10:12:44.785
14 -	57.000	1.146	76.29	10:13:41.785
15 -	55.918 (2)	0.064	77.76	10:14:37.703
16 -	56.743	0.889	76.63	10:15:34.446
17 -	1:53.712 P	57.858	38.24	10:17:28.158
18 -	58.513	2.659	74.31	10:18:26.671
19 -	56.600	0.746	76.83	10:19:23.271
20 -	55.854 (1)		77.85	10:20:19.125

P3 81 Perry DARLING				
LAP	LAP TIME	DIFF	MPH	TIME OF DAY
1 -	59.447	3.584	73.15	10:02:13.703
2 -	57.263	1.400	75.94	10:03:10.966
3 -	56.683	0.820	76.71	10:04:07.649
4 -	56.996	1.133	76.29	10:05:04.645
5 -	58.187	2.324	74.73	10:06:02.832
6 -	56.880	1.017	76.45	10:06:59.712
7 -	56.475	0.612	77.00	10:07:56.187
8 -	56.587	0.724	76.84	10:08:52.774
9 -	56.430	0.567	77.06	10:09:49.204
10 -	56.267	0.404	77.28	10:10:45.471
11 -	56.213	0.350	77.35	10:11:41.684
12 -	3:57.992	3:02.129	18.27	10:15:39.676
13 -	55.942 (2)	0.079	77.73	10:16:35.618
14 -	55.948 (3)	0.085	77.72	10:17:31.566

DIFF = Difference To Personal Best Lap

15 -	57.497	1.634	75.63	10:18:29.063
16 -	55.863 (1)		77.84	10:19:24.926
17 -	55.939 D	0.076	77.73	10:20:20.865

P4 23 Zoe KYLE-HENNEY				
LAP	LAP TIME	DIFF	MPH	TIME OF DAY
1 -	1:01.324	5.292	70.91	10:02:37.467
2 -	59.790	3.758	72.73	10:03:37.257
3 -	58.279	2.247	74.61	10:04:35.536
4 -	57.980	1.948	75.00	10:05:33.516
5 -	59.000	2.968	73.70	10:06:32.516
6 -	58.900	2.868	73.83	10:07:31.416
7 -	57.679	1.647	75.39	10:08:29.095
8 -	58.025	1.993	74.94	10:09:27.120
9 -	57.734	1.702	75.32	10:10:24.854
10 -	57.928	1.896	75.06	10:11:22.782
11 -	58.125	2.093	74.81	10:12:20.907
12 -	56.889 (3)	0.857	76.44	10:13:17.796
13 -	1:01.796	5.764	70.37	10:14:19.592
14 -	57.704	1.672	75.36	10:15:17.296
15 -	59.388	3.356	73.22	10:16:16.684
16 -	56.032 (1)		77.60	10:17:12.716
17 -	57.065	1.033	76.20	10:18:09.781
18 -	56.382 (2)	0.350	77.12	10:19:06.163
19 -	57.636	1.604	75.44	10:20:03.799
20 -	57.242	1.210	75.96	10:21:01.041

P5 55 Scot ADAMS				
LAP	LAP TIME	DIFF	MPH	TIME OF DAY
1 -	1:09.200	12.780	62.84	10:01:37.428
2 -	1:00.428	4.008	71.96	10:02:37.856
3 -	58.415	1.995	74.44	10:03:36.271
4 -	57.016 (3)	0.596	76.26	10:04:33.287
5 -	59.575	3.155	72.99	10:05:32.862
6 -	57.894	1.474	75.11	10:06:30.756
7 -	57.117	0.697	76.13	10:07:27.873
8 -	57.248	0.828	75.96	10:08:25.121
9 -	57.366	0.946	75.80	10:09:22.487
10 -	57.155	0.735	76.08	10:10:19.642
11 -	57.633	1.213	75.45	10:11:17.275
12 -	57.480	1.060	75.65	10:12:14.755
13 -	2:25.421 P	1:29.001	29.90	10:14:40.176
14 -	1:00.753	4.333	71.57	10:15:40.929
15 -	56.420 (1)		77.07	10:16:37.349
16 -	57.831	1.411	75.19	10:17:35.180
17 -	57.047	0.627	76.22	10:18:32.227
18 -	57.447	1.027	75.69	10:19:29.674
19 -	56.716 (2)	0.296	76.67	10:20:26.390

P6 20 Faye NOBLE-EVANS				
LAP	LAP TIME	DIFF	MPH	TIME OF DAY
1 -	1:05.334	8.881	66.55	10:01:18.871
2 -	1:00.233	3.780	72.19	10:02:19.104
3 -	59.159	2.706	73.50	10:03:18.263
4 -	57.246	0.793	75.96	10:04:15.509
5 -	57.317	0.864	75.86	10:05:12.826
6 -	57.243	0.790	75.96	10:06:10.069
7 -	56.735	0.282	76.64	10:07:06.804
8 -	57.490	1.037	75.64	10:08:04.294
9 -	57.249	0.796	75.95	10:09:01.543
10 -	56.985	0.532	76.31	10:09:58.528
11 -	1:55.601 P	59.148	37.61	10:11:54.129
12 -	1:00.250	3.797	72.17	10:12:54.379

MSVR Festival of Porsche - Brands Hatch - 3rd September 2023

Woods Foodservice Boxster Cup

QUALIFYING - RACE 1 - LAP ANALYSIS

DIFF = Difference To Personal Best Lap

13 -	58.014	1.561	74.95	10:13:52.393
14 -	56.453 (1)		77.03	10:14:48.846
15 -	56.647	0.194	76.76	10:15:45.493
16 -	56.503 (2)	0.050	76.96	10:16:41.996
17 -	56.824	0.371	76.52	10:17:38.820
18 -	56.798	0.345	76.56	10:18:35.618
19 -	58.001	1.548	74.97	10:19:33.619
20 -	56.525 (3)	0.072	76.93	10:20:30.144

P7 46 Matt GOUGH

LAP	LAP TIME	DIFF	MPH	TIME OF DAY
1 -	1:08.312	11.847	63.65	10:01:40.752
2 -	1:01.495	5.030	70.71	10:02:42.247
3 -	59.477	3.012	73.11	10:03:41.724
4 -	59.594	3.129	72.97	10:04:41.318
5 -	57.888	1.423	75.12	10:05:39.206
6 -	57.221	0.756	75.99	10:06:36.427
7 -	58.378	1.913	74.49	10:07:34.805
8 -	57.084	0.619	76.17	10:08:31.889
9 -	57.350	0.885	75.82	10:09:29.239
10 -	2:17.714 P	1:21.249	31.57	10:11:46.953
11 -	1:01.433	4.968	70.78	10:12:48.386
12 -	59.612	3.147	72.94	10:13:47.998
13 -	56.930	0.465	76.38	10:14:44.928
14 -	57.435	0.970	75.71	10:15:42.363
15 -	56.465 (1)		77.01	10:16:38.828
16 -	58.090	1.625	74.85	10:17:36.918
17 -	56.544 (2)	0.079	76.90	10:18:33.462
18 -	58.099	1.634	74.84	10:19:31.561
19 -	56.710 (3)	0.245	76.68	10:20:28.271

P8 66 Vikram SUDERA

LAP	LAP TIME	DIFF	MPH	TIME OF DAY
1 -	1:07.305	10.744	64.61	10:01:43.934
2 -	1:04.144	7.583	67.79	10:02:48.078
3 -	59.677	3.116	72.86	10:03:47.755
4 -	57.555	0.994	75.55	10:04:45.310
5 -	57.518	0.957	75.60	10:05:42.828
6 -	57.445	0.884	75.70	10:06:40.273
7 -	56.957	0.396	76.34	10:07:37.230
8 -	1:04.046	7.485	67.89	10:08:41.276
9 -	59.840	3.279	72.67	10:09:41.116
10 -	57.126	0.565	76.12	10:10:38.242
11 -	2:33.504 P	1:36.943	28.32	10:13:11.746
12 -	59.776	3.215	72.74	10:14:11.522
13 -	57.020	0.459	76.26	10:15:08.542
14 -	56.862	0.301	76.47	10:16:05.404
15 -	56.561 (1)		76.88	10:17:01.965
16 -	56.638 (2)	0.077	76.77	10:17:58.603
17 -	56.809	0.248	76.54	10:18:55.412
18 -	56.676 (3)	0.115	76.72	10:19:52.088
19 -	56.786	0.225	76.57	10:20:48.874

P9 53 Wayne GREGORY

LAP	LAP TIME	DIFF	MPH	TIME OF DAY
1 -	1:08.336	11.697	63.63	10:01:43.376
2 -	1:00.646	4.007	71.70	10:02:44.022
3 -	58.316	1.677	74.56	10:03:42.338
4 -	58.040	1.401	74.92	10:04:40.378
5 -	57.000 (3)	0.361	76.29	10:05:37.378
6 -	57.439	0.800	75.70	10:06:34.817
7 -	57.631	0.992	75.45	10:07:32.448
8 -	57.355	0.716	75.81	10:08:29.803

DIFF = Difference To Personal Best Lap

9 -	57.760	1.121	75.28	10:09:27.563
10 -	57.746	1.107	75.30	10:10:25.309
11 -	1:02.009	5.370	70.12	10:11:27.318
12 -	1:03.332	6.693	68.66	10:12:30.650
13 -	57.984	1.345	74.99	10:13:28.634
14 -	2:46.985 P	1:50.346	26.04	10:16:15.619
15 -	1:03.173	6.534	68.83	10:17:18.792
16 -	57.142	0.503	76.10	10:18:15.934
17 -	56.714 (2)	0.075	76.67	10:19:12.648
18 -	56.639 (1)		76.77	10:20:09.287

P10 33 Jessica WILKINSON

LAP	LAP TIME	DIFF	MPH	TIME OF DAY
1 -	1:08.816	11.977	63.19	10:01:33.486
2 -	59.354	2.515	73.26	10:02:32.840
3 -	59.472	2.633	73.12	10:03:32.312
4 -	59.339	2.500	73.28	10:04:31.651
5 -	1:01.026	4.187	71.25	10:05:32.677
6 -	59.432	2.593	73.16	10:06:32.109
7 -	58.595	1.756	74.21	10:07:30.704
8 -	58.170	1.331	74.75	10:08:28.874
9 -	57.974	1.135	75.00	10:09:26.848
10 -	57.819	0.980	75.21	10:10:24.667
11 -	57.720	0.881	75.33	10:11:22.387
12 -	57.568	0.729	75.53	10:12:19.955
13 -	57.548	0.709	75.56	10:13:17.503
14 -	1:01.660	4.821	70.52	10:14:19.163
15 -	57.530	0.691	75.58	10:15:16.693
16 -	56.839 (1)		76.50	10:16:13.532
17 -	57.345 (3)	0.506	75.83	10:17:10.877
18 -	57.759	0.920	75.28	10:18:08.636
19 -	57.246 D	0.407	75.96	10:19:05.882
20 -	57.225 (2)	0.386	75.99	10:20:03.107
21 -	57.448	0.609	75.69	10:21:00.555

P11 51 Tony LEVY

LAP	LAP TIME	DIFF	MPH	TIME OF DAY
1 -	1:07.742	10.775	64.19	10:02:44.348
2 -	1:04.076	7.109	67.86	10:03:48.424
3 -	1:03.279	6.312	68.72	10:04:51.703
4 -	1:02.182	5.215	69.93	10:05:53.885
5 -	2:43.338 P	1:46.371	26.62	10:08:37.223
6 -	1:05.804	8.837	66.08	10:09:43.028
7 -	58.074	1.107	74.88	10:10:41.102
8 -	58.308	1.341	74.57	10:11:39.410
9 -	58.933	1.966	73.78	10:12:38.343
10 -	1:14.320	17.353	58.51	10:13:52.663
11 -	59.252	2.285	73.39	10:14:51.915
12 -	58.087	1.120	74.86	10:15:50.002
13 -	57.891 (3)	0.924	75.11	10:16:47.893
14 -	58.745	1.778	74.02	10:17:46.638
15 -	57.958	0.991	75.03	10:18:44.596
16 -	57.288 (2)	0.321	75.90	10:19:41.884
17 -	56.967 (1)		76.33	10:20:38.851

P12 90 Sarah THOMSON

LAP	LAP TIME	DIFF	MPH	TIME OF DAY
1 -	1:06.323	9.216	65.56	10:01:25.486
2 -	1:00.552	3.445	71.81	10:02:26.038
3 -	59.168	2.061	73.49	10:03:25.206
4 -	58.568	1.461	74.24	10:04:23.774
5 -	58.264	1.157	74.63	10:05:22.038
6 -	58.488	1.381	74.35	10:06:20.526

MSVR Festival of Porsche - Brands Hatch - 3rd September 2023

Woods Foodservice Boxster Cup

QUALIFYING - RACE 1 - LAP ANALYSIS

DIFF = Difference To Personal Best Lap

7 -	57.211 (2)	0.104	76.00	10:07:17.737
8 -	57.536	0.429	75.58	10:08:15.273
9 -	58.464	1.357	74.38	10:09:13.737
10 -	57.902	0.795	75.10	10:10:11.639
11 -	58.229	1.122	74.68	10:11:09.868
12 -	57.398	0.291	75.76	10:12:07.266
13 -	57.259	0.152	75.94	10:13:04.525
14 -	57.689	0.582	75.38	10:14:02.214
15 -	1:50.784 P	53.677	39.25	10:15:52.998
16 -	1:00.919	3.812	71.38	10:16:53.917
17 -	57.231 (3)	0.124	75.98	10:17:51.148
18 -	57.831	0.724	75.19	10:18:48.979
19 -	58.245	1.138	74.66	10:19:47.224
20 -	57.107 (1)		76.14	10:20:44.331

DIFF = Difference To Personal Best Lap

2 -	1:07.208	7.978	64.70	10:02:50.303
3 -	1:04.867	5.637	67.03	10:03:55.170
4 -	1:03.921	4.691	68.03	10:04:59.091
5 -	1:04.211	4.981	67.72	10:06:03.302
6 -	1:01.387	2.157	70.83	10:07:04.689
7 -	1:03.608	4.378	68.36	10:08:08.297
8 -	1:01.402	2.172	70.82	10:09:09.699
9 -	1:01.229 (3)	1.999	71.02	10:10:10.928
10 -	1:02.789	3.559	69.25	10:11:13.717
11 -	1:00.807 (2)	1.577	71.51	10:12:14.524
12 -	1:02.150	2.920	69.96	10:13:16.674
13 -	1:03.911	4.681	68.04	10:14:20.585
14 -	1:01.948	2.718	70.19	10:15:22.533
15 -	1:02.068	2.838	70.06	10:16:24.601
16 -	1:06.812	7.582	65.08	10:17:31.413
17 -	59.230 (1)		73.41	10:18:30.643
18 -	1:03.518	4.288	68.46	10:19:34.161
19 -	1:01.367	2.137	70.86	10:20:35.528

P13 8 Will TOON				
LAP	LAP TIME	DIFF	MPH	TIME OF DAY

1 -	1:09.746	12.586	62.34	10:01:26.905
2 -	1:02.283	5.123	69.82	10:02:29.188
3 -	59.493	2.333	73.09	10:03:28.681
4 -	58.957	1.797	73.75	10:04:27.638
5 -	58.547	1.387	74.27	10:05:26.185
6 -	58.206	1.046	74.71	10:06:24.391
7 -	58.110	0.950	74.83	10:07:22.501
8 -	58.120	0.960	74.82	10:08:20.621
9 -	58.507	1.347	74.32	10:09:19.128
10 -	58.894	1.734	73.83	10:10:18.022
11 -	1:54.940 P	57.780	37.83	10:12:12.962
12 -	1:04.104	6.944	67.83	10:13:17.066
13 -	59.981	2.821	72.49	10:14:17.047
14 -	57.872	0.712	75.14	10:15:14.919
15 -	57.163 (2)	0.003	76.07	10:16:12.082
16 -	57.862	0.702	75.15	10:17:09.944
17 -	1:00.807	3.647	71.51	10:18:10.751
18 -	57.520 (3)	0.360	75.60	10:19:08.271
19 -	57.160 (1)		76.07	10:20:05.431

P14 38 Eric BRIDGES				
LAP	LAP TIME	DIFF	MPH	TIME OF DAY

1 -	1:08.574	10.534	63.41	10:01:21.398
2 -	1:01.333	3.293	70.90	10:02:22.731
3 -	59.802	1.762	72.71	10:03:22.533
4 -	59.258	1.218	73.38	10:04:21.791
5 -	59.238	1.198	73.40	10:05:21.029
6 -	59.290	1.250	73.34	10:06:20.319
7 -	59.863	1.823	72.64	10:07:20.182
8 -	59.291	1.251	73.34	10:08:19.473
9 -	59.320	1.280	73.30	10:09:18.793
10 -	58.919	0.879	73.80	10:10:17.712
11 -	58.984	0.944	73.72	10:11:16.696
12 -	59.397	1.357	73.21	10:12:16.093
13 -	1:09.303	11.263	62.74	10:13:25.396
14 -	59.474	1.434	73.11	10:14:24.870
15 -	58.456	0.416	74.39	10:15:23.326
16 -	1:00.255	2.215	72.17	10:16:23.581
17 -	58.477	0.437	74.36	10:17:22.058
18 -	58.350 (3)	0.310	74.52	10:18:20.408
19 -	58.040 (1)		74.92	10:19:18.448
20 -	58.103 (2)	0.063	74.84	10:20:16.551

P15 24 Sarah WOOD				
LAP	LAP TIME	DIFF	MPH	TIME OF DAY

1 -	1:13.465	14.235	59.19	10:01:43.095
-----	----------	--------	-------	--------------

P16 125 Craig HORVATH				
LAP	LAP TIME	DIFF	MPH	TIME OF DAY

1 -	1:07.926	8.518	64.01	10:01:29.349
2 -	1:01.076	1.668	71.19	10:02:30.425
3 -	1:00.436	1.028	71.95	10:03:30.861
4 -	1:00.466	1.058	71.91	10:04:31.327
5 -	1:02.505	3.097	69.57	10:05:33.832
6 -	1:01.013	1.605	71.27	10:06:34.845
7 -	1:01.716	2.308	70.46	10:07:36.561
8 -	59.748 (3)	0.340	72.78	10:08:36.309
9 -	1:00.663	1.255	71.68	10:09:36.972
10 -	1:00.840	1.432	71.47	10:10:37.812
11 -	59.894	0.486	72.60	10:11:37.706
12 -	2:52.237 P	1:52.829	25.24	10:14:29.943
13 -	1:05.306	5.898	66.58	10:15:35.249
14 -	1:00.100	0.692	72.35	10:16:35.349
15 -	1:02.609	3.201	69.45	10:17:37.958
16 -	59.691 (2)	0.283	72.85	10:18:37.649
17 -	59.408 (1)		73.19	10:19:37.057
18 -	59.774	0.366	72.75	10:20:36.831

P17 28 Phil GRAHAM				
LAP	LAP TIME	DIFF	MPH	TIME OF DAY

1 -	1:12.462	11.026	60.01	10:01:44.072
2 -	1:06.715	5.279	65.18	10:02:50.787
3 -	1:04.226	2.790	67.70	10:03:55.013
4 -	1:01.436 (1)		70.78	10:04:56.449
5 -	1:01.524 (2)	0.088	70.68	10:05:57.973
6 -	1:01.880	0.444	70.27	10:06:59.853
7 -	1:02.203	0.767	69.90	10:08:02.056
8 -	1:03.003	1.567	69.02	10:09:05.059
9 -	1:02.302	0.866	69.79	10:10:07.361
10 -	1:02.547	1.111	69.52	10:11:09.908
11 -	1:02.781	1.345	69.26	10:12:12.689
12 -	1:02.674	1.238	69.38	10:13:15.363
13 -	1:03.635	2.199	68.33	10:14:18.998
14 -	1:02.795	1.359	69.25	10:15:21.793
15 -	1:01.748 (3)	0.312	70.42	10:16:23.541
16 -	1:02.334	0.898	69.76	10:17:25.875
17 -	1:03.381	1.945	68.61	10:18:29.256
18 -	1:04.078	2.642	67.86	10:19:33.334
19 -	1:01.797	0.361	70.36	10:20:35.131

MSVR Festival of Porsche - Brands Hatch - 3rd September 2023

Woods Foodservice Boxster Cup

QUALIFYING - RACE 1 - STATISTICS

Competitors Started 17
Planned Start 2023-09-03 @ 10:00:00.000
Actual Start 2023-09-03 @ 10:00:03.563
Finish Time 2023-09-03 @ 10:20:04.280
Track Length 1.2079mi.
Total Laps 326
Total Distance Covered 393.7902mi.

Session Fastest Lap History

NO	NAME	LAP TIME	TIME OF DAY	LAP	VEHICLE
21	Jonathan LOVELL	56.933	10:02:04.519	2	Porsche Boxster S
21	Jonathan LOVELL	55.783	10:03:00.302	3	Porsche Boxster S
21	Jonathan LOVELL	55.299	10:03:55.601	4	Porsche Boxster S
21	Jonathan LOVELL	55.010	10:05:46.035	6	Porsche Boxster S

Flag History

TYPE	TIME OF DAY
GREEN	10:00:03.563
FINISH	10:20:04.280


Flag Statistics

TYPE	COUNT	TOTAL LAPS	TOTAL TIME
Green	1	21	21:28.870
Red	0	0	0.000
Safety Car	0	0	0.000
FCY	0	0	0.000

MSVR Festival of Porsche - Brands Hatch - 3rd September 2023

Woods Foodservice Boxster Cup

RACE 1 - GRID (25 minutes)

ROW 9	17	1:01.436	28 Phil GRAHAM	
ROW 8		59.230	15 24 Sarah WOOD	59.408 16 125 Craig HORVATH
ROW 7	13	57.160	8 Will TOON	58.040 14 38 Eric BRIDGES
ROW 6		56.967	11 51 Tony LEVY	57.107 12 90 Sarah THOMSON
ROW 5	9	56.639	53 Wayne GREGORY	56.839 10 33 Jessica WILKINSON
ROW 4		56.465	7 46 Matt GOUGH	56.561 8 66 Vikram SUDERA
ROW 3	5	56.420	55 Scot ADAMS	56.453 6 20 Faye NOBLE-EVANS
ROW 2		55.863	3 81 Perry DARLING	56.032 4 23 Zoe KYLE-HENNEY
ROW 1	1	55.010	21 Jonathan LOVELL	55.854 2 6 Mike THOMPSON
Pole				
				

Brands Hatch Indy: 1.2079 miles

These results are provisional until the conclusion of any judicial and technical matters.

Clerk Of Course : Luke Caudle

Stewards :

Timekeeper : Stewart Burr

MSVR Festival of Porsche - Brands Hatch - 3rd September 2023

Woods Foodservice Boxster Cup

RACE 1 - CLASSIFICATION

POS	NO	NAME	ENTRY	LAPS	TIME	GAP	DIFF	MPH	BEST	ON
1	21	Jonathan LOVELL	Porsche Boxster S	22	25:41.207			62.07	55.416	8
2	6	Mike THOMPSON	Porsche Boxster S	22	25:44.865	3.658	3.658	61.92	55.928	7
3	81	Perry DARLING	Porsche Boxster S	22	25:46.017	4.810	1.152	61.88	56.071	8
4	46	Matt GOUGH	Porsche Boxster S	22	25:50.886	9.679	4.869	61.68	56.118	21
5	55	Scot ADAMS	Porsche Boxster S	22	25:51.209	10.002	0.323	61.67	56.134	22
6	53	Wayne GREGORY	Porsche Boxster S	22	25:51.739	10.532	0.530	61.65	56.043	12
7	23	Zoe KYLE-HENNEY	Porsche Boxster S	22	25:52.987	11.780	1.248	61.60	56.318	7
8	20	Faye NOBLE-EVANS	Porsche Boxster S	22	25:53.562	12.355	0.575	61.58	55.959	8
9	33	Jessica WILKINSON	Porsche Boxster S	22	25:53.957	12.750	0.395	61.56	56.103	13
10	90	Sarah THOMSON	Porsche Boxster S	22	26:00.158	18.951	6.201	61.32	57.398	10
11	8	Will TOON	Porsche Boxster S	22	26:03.786	22.579	3.628	61.17	57.489	13
12	51	Tony LEVY	Porsche Boxster S	22	26:05.937	24.730	2.151	61.09	57.185	2
13	125	Craig HORVATH	Porsche Boxster S	22	26:10.096	28.889	4.159	60.93	58.538	5
14	38*	Eric BRIDGES	Porsche Boxster S	22	26:15.551	34.344	5.455	60.72	58.221	10
15	24	Sarah WOOD	Porsche Boxster S	21	26:11.814	1 Lap	1 Lap	58.09	58.659	7

NOT CLASSIFIED

DNF	66	Vikram SUDERA	Porsche Boxster S	13	12:22.230	9 Laps	8 Laps	76.16	56.174	8
DNF	28	Phil GRAHAM	Porsche Boxster S	12	12:19.910	10 Laps	1 Lap	70.52	59.843	12

FASTEST LAP

	21	Jonathan LOVELL	Porsche Boxster S	8	55.416			78.47 mph	126.28 kph	
--	----	-----------------	-------------------	---	--------	--	--	-----------	------------	--

*No 38 - 10 second time penalty applied, false start

Weather / Track : Bright / Dry

These results are provisional until the conclusion of any judicial and technical matters.

Race Distance: 22 Laps / 26.57 miles

Brands Hatch Indy: 1.2079 miles

Date: 03/09/2023 Start: 11:43 Finish: 12:09

Clerk Of Course : Luke Caudle

Stewards :

Timekeeper : Stewart Burr

MSVR Festival of Porsche - Brands Hatch - 3rd September 2023

Woods Foodservice Boxster Cup

RACE 1 - LAP CHART

LAP 1 @ 11:44:48.075			LAP 2 @ 11:45:43.967			LAP 3 @ 11:46:39.639			LAP 4 @ 11:47:35.681			LAP 5 @ 11:48:31.526		
NO	BEHIND	LAP TIME	NO	BEHIND	LAP TIME	NO	BEHIND	LAP TIME	NO	BEHIND	LAP TIME	NO	BEHIND	LAP TIME
21		1:01.650	21		55.892	21		55.672	21		56.042	21		55.845
6	0.959	1:02.609	6	1.457	56.390	6	1.995	56.210	6	2.280	56.327	6	2.531	56.096
81	2.044	1:03.694	81	2.694	56.542	81	3.202	56.180	81	3.698	56.538	81	4.281	56.428
66	2.539	1:04.189	66	3.282	56.635	66	4.030	56.420	66	4.258	56.270	66	4.734	56.321
55	3.139	1:04.789	55	3.719	56.472	55	4.750	56.703	55	5.109	56.401	55	6.115	56.851
23	3.729	1:05.379	23	5.439	57.602	46	7.202	57.213	46	7.844	56.684	46	8.310	56.311
46	4.316	1:05.966	46	5.661	57.237	20	7.588	57.433	20	8.260	56.714	20	8.707	56.292
20	4.508	1:06.158	20	5.827	57.211	53	8.115	57.195	53	8.780	56.707	53	9.465	56.530
53	5.618	1:07.268	53	6.592	56.866	23	8.675	58.908	23	9.685	57.052	23	10.827	56.987
51	6.512	1:08.162	51	7.805	57.185	33	9.981	57.065	33	10.629	56.690	33	12.281	57.497
90	7.201	1:08.851	33	8.588	56.891	51	11.427	59.294	90	13.618	57.905	90	15.516	57.743
33	7.589	1:09.239	90	9.799	58.490	90	11.755	57.628	51	14.455	59.070	51	16.576	57.966
125	8.446	1:10.096	125	11.245	58.691	125	14.283	58.710	125	17.463	59.222	125	20.156	58.538
38	8.647	1:10.297	38	11.780	59.025	38	15.001	58.893	38	18.126	59.167	38	21.140	58.859
8	9.218	1:10.868	8	12.173	58.847	8	15.320	58.819	8	18.589	59.311	8	21.496	58.752
24	9.896	1:11.546	24	12.984	58.980	24	15.977	58.665	24	19.084	59.149	24	22.226	58.987
28	11.167	1:12.817	28	15.390	1:00.115	28	20.782	1:01.064	28	25.527	1:00.787	28	30.556	1:00.874

MSVR Festival of Porsche - Brands Hatch - 3rd September 2023

Woods Foodservice Boxster Cup

RACE 1 - LAP CHART

LAP 6 @ 11:49:27.429			LAP 7 @ 11:50:23.103			LAP 8 @ 11:51:18.519			LAP 9 @ 11:52:14.296			LAP 10 @ 11:53:10.100		
NO	BEHIND	LAP TIME	NO	BEHIND	LAP TIME	NO	BEHIND	LAP TIME	NO	BEHIND	LAP TIME	NO	BEHIND	LAP TIME
21		55.903	21		55.674	21		55.416	21		55.777	21		55.804
6	2.710	56.082	6	2.964	55.928	6	3.751	56.203	6	4.151	56.177	6	4.609	56.262
81	4.825	56.447	81	5.843	56.692	81	6.498	56.071	81	6.995	56.274	81	7.313	56.122
66	5.822	56.991	66	6.881	56.733	66	7.639	56.174	66	8.210	56.348	66	9.034	56.628
55	6.937	56.725	55	7.784	56.521	55	8.963	56.595	55	9.403	56.217	55	10.072	56.473
46	8.683	56.276	46	9.196	56.187	46	9.904	56.124	46	10.287	56.160	46	10.608	56.125
20	9.214	56.410	20	9.926	56.386	20	10.469	55.959	20	10.841	56.149	20	11.052	56.015
53	9.923	56.361	53	10.351	56.102	53	11.108	56.173	53	11.643	56.312	53	12.035	56.196
23	11.525	56.601	23	12.169	56.318	23	13.424	56.671	23	14.381	56.734	23	15.382	56.805
33	13.205	56.827	33	14.935	57.404	33	16.781	57.262	33	17.686	56.682	33	18.408	56.526
90	17.275	57.662	90	19.123	57.522	90	21.199	57.492	90	23.029	57.607	90	24.623	57.398
51	19.183	58.510	51	21.612	58.103	51	24.266	58.070	51	26.733	58.244	51	29.267	58.338
125	23.159	58.906	125	26.434	58.949	125	30.337	59.319	125	34.241	59.681	125	37.485	59.048
38	24.255	59.018	38	27.151	58.570	38	31.007	59.272	8	35.002	59.489	8	37.669	58.471
8	24.517	58.924	8	27.325	58.482	8	31.290	59.381	38	35.783	1:00.553	38	38.200	58.221
24	25.114	58.791	24	28.099	58.659	24	32.087	59.404	24	51.522	1:15.212	24	55.283	59.565
28	35.367	1:00.714	28	40.563	1:00.870	28	46.464	1:01.317	28	51.862	1:01.175			

MSVR Festival of Porsche - Brands Hatch - 3rd September 2023

Woods Foodservice Boxster Cup

RACE 1 - LAP CHART

LAP 11 @ 11:54:06.298			LAP 12 @ 11:55:02.847			LAP 13 @ 11:55:58.768			LAP 14 @ 11:56:54.661			LAP 15 @ 11:58:37.068		
NO	BEHIND	LAP TIME	NO	BEHIND	LAP TIME	NO	BEHIND	LAP TIME	NO	BEHIND	LAP TIME	NO	BEHIND	LAP TIME
21		56.198	21		56.549	21		55.921	21		55.893	21		1:42.407
28	1 Lap	1:00.338	24	1 Lap	1:00.321	6	5.760	57.271	6	5.993	56.126	6	1.038	1:37.452
6	4.724	56.313	28	1 Lap	59.996	24	1 Lap	59.962	81	11.479	58.703	81	2.272	1:33.200
81	8.197	57.082	6	4.410	56.235	28	1 Lap	59.843	24	1 Lap	1:01.071	24	1 Lap	1:33.716
66	9.314	56.478	81	8.160	56.512	81	8.669	56.430	55	14.066	59.255	55	4.700	1:33.041
55	10.356	56.482	66	9.177	56.412	66	9.887	56.631	46	14.555	59.316	46	5.684	1:33.536
46	10.886	56.476	55	10.207	56.400	55	10.704	56.418	53	15.822	59.462	53	7.887	1:34.472
20	11.360	56.506	46	10.630	56.293	46	11.132	56.423	23	18.392	57.425	23	8.736	1:32.751
53	12.481	56.644	20	10.972	56.161	20	11.487	56.436	20	19.327	1:03.733	20	9.411	1:32.491
23	16.133	56.949	53	11.975	56.043	53	12.253	56.199	33	21.514	57.197	33	10.139	1:31.032
33	20.012	57.802	23	16.001	56.417	23	16.860	56.780	90	35.041	1:01.083	90	11.496	1:18.862
90	26.220	57.795	33	20.028	56.565	33	20.210	56.103	51	46.603	1:06.759	51	14.084	1:09.888
51	31.322	58.253	90	27.682	58.011	90	29.851	58.090	8	50.290	1:02.711	8	15.626	1:07.743
8	40.584	59.113	51	33.417	58.644	51	35.737	58.241	38	1:00.480	1:08.987	38	24.832	1:06.759
125	41.576	1:00.289	8	41.904	57.869	8	43.472	57.489	125	1:02.582	1:11.245	125	26.889	1:06.714
38	41.741	59.739	125	43.759	58.732	125	47.230	59.392						
			38	44.090	58.898	38	47.386	59.217						

MSVR Festival of Porsche - Brands Hatch - 3rd September 2023

Woods Foodservice Boxster Cup

RACE 1 - LAP CHART

LAP 16 @ 12:01:00.698			LAP 17 @ 12:03:16.560			LAP 18 @ 12:05:28.607			LAP 19 @ 12:06:39.993			LAP 20 @ 12:07:35.823		
NO	BEHIND	LAP TIME	NO	BEHIND	LAP TIME	NO	BEHIND	LAP TIME	NO	BEHIND	LAP TIME	NO	BEHIND	LAP TIME
21		2:23.630	21		2:15.862	21		2:12.047	21		1:11.386	21		55.830
6	1.207	2:23.799	6	1.226	2:15.881	6	0.962	2:11.783	6	1.599	1:12.023	6	2.197	56.428
81	2.395	2:23.753	81	2.389	2:15.856	81	1.930	2:11.588	81	3.078	1:12.534	81	3.746	56.498
24	1 Lap	2:23.756	24	1 Lap	2:16.006	24	1 Lap	2:11.673	24	1 Lap	1:14.798	46	9.090	57.534
55	4.877	2:23.807	55	5.427	2:16.412	55	5.069	2:11.689	55	7.109	1:13.426	55	9.495	58.216
46	5.736	2:23.682	46	6.573	2:16.699	46	5.784	2:11.258	46	7.386	1:12.988	53	9.783	57.295
53	8.709	2:24.452	53	7.963	2:15.116	53	6.939	2:11.023	53	8.318	1:12.765	23	10.631	57.631
23	9.531	2:24.425	23	8.782	2:15.113	23	7.715	2:10.980	23	8.830	1:12.501	20	10.970	57.775
20	10.504	2:24.723	20	9.547	2:14.905	20	8.593	2:11.093	20	9.025	1:11.818	33	11.882	57.635
33	11.398	2:24.889	33	10.151	2:14.615	33	9.130	2:11.026	33	10.077	1:12.333	90	13.767	58.272
90	12.587	2:24.721	90	11.628	2:14.903	90	9.837	2:10.256	90	11.325	1:12.874	24	1 Lap	1:05.907
51	14.369	2:23.915	51	14.424	2:15.917	51	12.129	2:09.752	51	13.648	1:12.905	51	16.968	59.150
8	15.458	2:23.462	8	14.900	2:15.304	8	13.427	2:10.574	8	14.458	1:12.417	8	17.169	58.541
38	16.547	2:15.345	38	16.087	2:15.402	38	14.362	2:10.322	38	15.203	1:12.227	38	17.622	58.249
125	18.470	2:15.211	125	18.403	2:15.795	125	15.857	2:09.501	125	17.290	1:12.819	125	21.168	59.708

MSVR Festival of Porsche - Brands Hatch - 3rd September 2023

Woods Foodservice Boxster Cup

RACE 1 - LAP CHART

LAP 21 @ 12:08:31.595			LAP 22 @ 12:09:27.632		
NO	BEHIND	LAP TIME	NO	BEHIND	LAP TIME
21		55.772	21		56.037
6	3.533	57.108	6	3.658	56.162
81	4.432	56.458	81	4.810	56.415
46	9.436	56.118	46	9.679	56.280
55	9.905	56.182	55	10.002	56.134
53	10.385	56.374	53	10.532	56.184
23	11.353	56.494	23	11.780	56.464
20	11.701	56.503	20	12.355	56.691
33	12.308	56.198	33	12.750	56.479
90	16.317	58.322	90	18.951	58.671
8	20.989	59.592	8	22.579	57.627
38	21.912	1:00.062	38	24.344	58.469
51	22.337	1:01.141	51	24.730	58.430
24	1 Lap	1:03.303	125	28.889	1:00.085
125	24.841	59.445	24	1 Lap	1:02.343

MSVR Festival of Porsche - Brands Hatch - 3rd September 2023

Woods Foodservice Boxster Cup

RACE 1 - POSITION CHART

No	Name	Lap Pos																						
			1	2	3	4	5	6	7	8	9	10	11	12	13	14	15	16	17	18	19	20	21	22
21	LOVELL	1	21	21	21	21	21	21	21	21	21	21	21	21	21	21	21	21	21	21	21	21	21	
6	THOMPSON	2	6	6	6	6	6	6	6	6	6	6	6	6	6	6	6	6	6	6	6	6	6	
81	DARLING	3	81	81	81	81	81	81	81	81	81	81	81	81	81	81	81	81	81	81	81	81	81	
23	KYLE-HENNEY	4	66	66	66	66	66	66	66	66	66	66	66	66	66	66	66	66	66	66	66	66	66	
55	ADAMS	5	55	55	55	55	55	55	55	55	55	55	55	55	55	55	55	55	55	55	55	55	55	
20	NOBLE-EVANS	6	23	23	46	46	46	46	46	46	46	46	46	46	46	46	46	46	46	46	46	46	46	
46	GOUGH	7	46	46	20	20	20	20	20	20	20	20	20	20	20	20	20	20	20	20	20	20	20	
66	SUDERA	8	20	20	53	53	53	53	53	53	53	53	53	53	53	53	53	53	53	53	53	53	53	
53	GREGORY	9	53	53	23	23	23	23	23	23	23	23	23	23	23	23	23	23	23	23	23	23	23	
33	WILKINSON	10	51	51	33	33	33	33	33	33	33	33	33	33	33	33	33	33	33	33	33	33	33	
51	LEVY	11	90	33	51	90	90	90	90	90	90	90	90	90	90	90	90	90	90	90	90	90	90	
90	THOMSON	12	33	90	90	51	51	51	51	51	51	51	51	51	51	51	51	51	51	51	51	51	51	
8	TOON	13	125	125	125	125	125	125	125	125	125	125	8	8	8	8	8	8	8	8	8	8	8	
38	BRIDGES	14	38	38	38	38	38	38	38	38	8	8	125	125	125	125	125	125	125	125	125	125	125	
24	WOOD	15	8	8	8	8	8	8	8	8	8	38	38	38	38	38	38	38	38	38	38	38	38	
125	HORVATH	16	24	24	24	24	24	24	24	24	24	24	24	24	24	24	24	24	24	24	24	24	24	
28	GRAHAM	17	28	28	28	28	28	28	28	28	28	28	28	28	28	28	28	28	28	28	28	28	28	

MSVR Festival of Porsche - Brands Hatch - 3rd September 2023

Woods Foodservice Boxster Cup

RACE 1 - LAP ANALYSIS

DIFF = Difference To Personal Best Lap

P1 21 Jonathan LOVELL				
LAP	LAP TIME	DIFF	MPH	TIME OF DAY
1 -	1:01.650	6.234	70.53	11:44:48.075
2 -	55.892	0.476	77.80	11:45:43.967
3 -	55.672 (2)	0.256	78.11	11:46:39.639
4 -	56.042	0.626	77.59	11:47:35.681
5 -	55.845	0.429	77.86	11:48:31.526
6 -	55.903	0.487	77.78	11:49:27.429
7 -	55.674 (3)	0.258	78.10	11:50:23.103
8 -	55.416 (1)		78.47	11:51:18.519
9 -	55.777	0.361	77.96	11:52:14.296
10 -	55.804	0.388	77.92	11:53:10.100
11 -	56.198	0.782	77.38	11:54:06.298
12 -	56.549	1.133	76.89	11:55:02.847
13 -	55.921	0.505	77.76	11:55:58.768
14 -	55.893	0.477	77.80	11:56:54.661
15 -	1:42.407	46.991	42.46	11:58:37.068
16 -	2:23.630	1:28.214	30.27	12:01:00.698
17 -	2:15.862	1:20.446	32.00	12:03:16.560
18 -	2:12.047	1:16.631	32.93	12:05:28.607
19 -	1:11.386	15.970	60.91	12:06:39.993
20 -	55.830	0.414	77.89	12:07:35.823
21 -	55.772	0.356	77.97	12:08:31.595
22 -	56.037	0.621	77.60	12:09:27.632

P2 6 Mike THOMPSON				
LAP	LAP TIME	DIFF	MPH	TIME OF DAY
1 -	1:02.609	6.681	69.45	11:44:49.034
2 -	56.390	0.462	77.11	11:45:45.424
3 -	56.210	0.282	77.36	11:46:41.634
4 -	56.327	0.399	77.20	11:47:37.961
5 -	56.096 (3)	0.168	77.52	11:48:34.057
6 -	56.082 (2)	0.154	77.54	11:49:30.139
7 -	55.928 (1)		77.75	11:50:26.067
8 -	56.203	0.275	77.37	11:51:22.270
9 -	56.177	0.249	77.40	11:52:18.447
10 -	56.262	0.334	77.29	11:53:14.709
11 -	56.313	0.385	77.22	11:54:11.022
12 -	56.235	0.307	77.32	11:55:07.257
13 -	57.271	1.343	75.93	11:56:04.528
14 -	56.126	0.198	77.47	11:57:00.654
15 -	1:37.452	41.524	44.62	11:58:38.106
16 -	2:23.799	1:27.871	30.24	12:01:01.905
17 -	2:15.881	1:19.953	32.00	12:03:17.786
18 -	2:11.783	1:15.855	32.99	12:05:29.569
19 -	1:12.023	16.095	60.37	12:06:41.592
20 -	56.428	0.500	77.06	12:07:38.020
21 -	57.108	1.180	76.14	12:08:35.128
22 -	56.162	0.234	77.42	12:09:31.290

P3 81 Perry DARLING				
LAP	LAP TIME	DIFF	MPH	TIME OF DAY
1 -	1:03.694	7.623	68.27	11:44:50.119
2 -	56.542	0.471	76.90	11:45:46.661
3 -	56.180 (3)	0.109	77.40	11:46:42.841
4 -	56.538	0.467	76.91	11:47:39.379
5 -	56.428	0.357	77.06	11:48:35.807
6 -	56.447	0.376	77.03	11:49:32.254
7 -	56.692	0.621	76.70	11:50:28.946
8 -	56.071 (1)		77.55	11:51:25.017
9 -	56.274	0.203	77.27	11:52:21.291
10 -	56.122 (2)	0.051	77.48	11:53:17.413
11 -	57.082	1.011	76.18	11:54:14.495

DIFF = Difference To Personal Best Lap

12 -	56.512	0.441	76.95	11:55:11.007
13 -	56.430	0.359	77.06	11:56:07.437
14 -	58.703	2.632	74.07	11:57:06.140
15 -	1:33.200	37.129	46.65	11:58:39.340
16 -	2:23.753	1:27.682	30.25	12:01:03.093
17 -	2:15.856	1:19.785	32.00	12:03:18.949
18 -	2:11.588	1:15.517	33.04	12:05:30.537
19 -	1:12.534	16.463	59.95	12:06:43.071
20 -	56.498	0.427	76.96	12:07:39.569
21 -	56.458	0.387	77.02	12:08:36.027
22 -	56.415	0.344	77.08	12:09:32.442

P4 46 Matt GOUGH				
LAP	LAP TIME	DIFF	MPH	TIME OF DAY
1 -	1:05.966	9.848	65.92	11:44:52.391
2 -	57.237	1.119	75.97	11:45:49.628
3 -	57.213	1.095	76.00	11:46:46.841
4 -	56.684	0.566	76.71	11:47:43.525
5 -	56.311	0.193	77.22	11:48:39.836
6 -	56.276	0.158	77.27	11:49:36.112
7 -	56.187	0.069	77.39	11:50:32.299
8 -	56.124 (2)	0.006	77.48	11:51:28.423
9 -	56.160	0.042	77.43	11:52:24.583
10 -	56.125 (3)	0.007	77.48	11:53:20.708
11 -	56.476	0.358	76.99	11:54:17.184
12 -	56.293	0.175	77.24	11:55:13.477
13 -	56.423	0.305	77.07	11:56:09.900
14 -	59.316	3.198	73.31	11:57:09.216
15 -	1:33.536	37.418	46.49	11:58:42.752
16 -	2:23.682	1:27.564	30.26	12:01:06.434
17 -	2:16.699	1:20.581	31.81	12:03:23.133
18 -	2:11.258	1:15.140	33.13	12:05:34.391
19 -	1:12.988	16.870	59.57	12:06:47.379
20 -	57.534	1.416	75.58	12:07:44.913
21 -	56.118 (1)		77.49	12:08:41.031
22 -	56.280	0.162	77.26	12:09:37.311

P5 55 Scot ADAMS				
LAP	LAP TIME	DIFF	MPH	TIME OF DAY
1 -	1:04.789	8.655	67.11	11:44:51.214
2 -	56.472	0.338	77.00	11:45:47.686
3 -	56.703	0.569	76.69	11:46:44.389
4 -	56.401	0.267	77.10	11:47:40.790
5 -	56.851	0.717	76.49	11:48:37.641
6 -	56.725	0.591	76.66	11:49:34.366
7 -	56.521	0.387	76.93	11:50:30.887
8 -	56.595	0.461	76.83	11:51:27.482
9 -	56.217 (3)	0.083	77.35	11:52:23.699
10 -	56.473	0.339	77.00	11:53:20.172
11 -	56.482	0.348	76.99	11:54:16.654
12 -	56.400	0.266	77.10	11:55:13.054
13 -	56.418	0.284	77.07	11:56:09.472
14 -	59.255	3.121	73.38	11:57:08.727
15 -	1:33.041	36.907	46.73	11:58:41.768
16 -	2:23.807	1:27.673	30.23	12:01:05.575
17 -	2:16.412	1:20.278	31.87	12:03:21.987
18 -	2:11.689	1:15.555	33.02	12:05:33.676
19 -	1:13.426	17.292	59.22	12:06:47.102
20 -	58.216	2.082	74.69	12:07:45.318
21 -	56.182 (2)	0.048	77.40	12:08:41.500
22 -	56.134 (1)		77.46	12:09:37.634

MSVR Festival of Porsche - Brands Hatch - 3rd September 2023

Woods Foodservice Boxster Cup

RACE 1 - LAP ANALYSIS

DIFF = Difference To Personal Best Lap

P6 53 Wayne GREGORY				
LAP	LAP TIME	DIFF	MPH	TIME OF DAY
1 -	1:07.268	11.225	64.64	11:44:53.693
2 -	56.866	0.823	76.47	11:45:50.559
3 -	57.195	1.152	76.03	11:46:47.754
4 -	56.707	0.664	76.68	11:47:44.461
5 -	56.530	0.487	76.92	11:48:40.991
6 -	56.361	0.318	77.15	11:49:37.352
7 -	56.102 (2)	0.059	77.51	11:50:33.454
8 -	56.173 (3)	0.130	77.41	11:51:29.627
9 -	56.312	0.269	77.22	11:52:25.939
10 -	56.196	0.153	77.38	11:53:22.135
11 -	56.644	0.601	76.77	11:54:18.779
12 -	56.043 (1)		77.59	11:55:14.822
13 -	56.199	0.156	77.37	11:56:11.021
14 -	59.462	3.419	73.13	11:57:10.483
15 -	1:34.472	38.429	46.03	11:58:44.955
16 -	2:24.452	1:28.409	30.10	12:01:09.407
17 -	2:15.116	1:19.073	32.18	12:03:24.523
18 -	2:11.023	1:14.980	33.18	12:05:35.546
19 -	1:12.765	16.722	59.76	12:06:48.311
20 -	57.295	1.252	75.89	12:07:45.606
21 -	56.374	0.331	77.13	12:08:41.980
22 -	56.184	0.141	77.39	12:09:38.164

P7 23 Zoe KYLE-HENNEY				
LAP	LAP TIME	DIFF	MPH	TIME OF DAY
1 -	1:05.379	9.061	66.51	11:44:51.804
2 -	57.602	1.284	75.49	11:45:49.406
3 -	58.908	2.590	73.82	11:46:48.314
4 -	57.052	0.734	76.22	11:47:45.366
5 -	56.987	0.669	76.30	11:48:42.353
6 -	56.601	0.283	76.82	11:49:38.954
7 -	56.318 (1)		77.21	11:50:35.272
8 -	56.671	0.353	76.73	11:51:31.943
9 -	56.734	0.416	76.64	11:52:28.677
10 -	56.805	0.487	76.55	11:53:25.482
11 -	56.949	0.631	76.35	11:54:22.431
12 -	56.417 (2)	0.099	77.07	11:55:18.848
13 -	56.780	0.462	76.58	11:56:15.628
14 -	57.425	1.107	75.72	11:57:13.053
15 -	1:32.751	36.433	46.88	11:58:45.804
16 -	2:24.425	1:28.107	30.10	12:01:10.229
17 -	2:15.113	1:18.795	32.18	12:03:25.342
18 -	2:10.980	1:14.662	33.20	12:05:36.322
19 -	1:12.501	16.183	59.97	12:06:48.823
20 -	57.631	1.313	75.45	12:07:46.454
21 -	56.494	0.176	76.97	12:08:42.948
22 -	56.464 (3)	0.146	77.01	12:09:39.412

P8 20 Faye NOBLE-EVANS				
LAP	LAP TIME	DIFF	MPH	TIME OF DAY
1 -	1:06.158	10.199	65.73	11:44:52.583
2 -	57.211	1.252	76.00	11:45:49.794
3 -	57.433	1.474	75.71	11:46:47.227
4 -	56.714	0.755	76.67	11:47:43.941
5 -	56.292	0.333	77.25	11:48:40.233
6 -	56.410	0.451	77.08	11:49:36.643
7 -	56.386	0.427	77.12	11:50:33.029
8 -	55.959 (1)		77.71	11:51:28.988
9 -	56.149 (3)	0.190	77.44	11:52:25.137
10 -	56.015 (2)	0.056	77.63	11:53:21.152
11 -	56.506	0.547	76.95	11:54:17.658

DIFF = Difference To Personal Best Lap

12 -	56.161	0.202	77.43	11:55:13.819
13 -	56.436	0.477	77.05	11:56:10.255
14 -	1:03.733	7.774	68.23	11:57:13.988
15 -	1:32.491	36.532	47.01	11:58:46.479
16 -	2:24.723	1:28.764	30.04	12:01:11.202
17 -	2:14.905	1:18.946	32.23	12:03:26.107
18 -	2:11.093	1:15.134	33.17	12:05:37.200
19 -	1:11.818	15.859	60.55	12:06:49.018
20 -	57.775	1.816	75.26	12:07:46.793
21 -	56.503	0.544	76.96	12:08:43.296
22 -	56.691	0.732	76.70	12:09:39.987

P9 33 Jessica WILKINSON				
LAP	LAP TIME	DIFF	MPH	TIME OF DAY
1 -	1:09.239	13.136	62.80	11:44:55.664
2 -	56.891	0.788	76.43	11:45:52.555
3 -	57.065	0.962	76.20	11:46:49.620
4 -	56.690	0.587	76.70	11:47:46.310
5 -	57.497	1.394	75.63	11:48:43.807
6 -	56.827	0.724	76.52	11:49:40.634
7 -	57.404	1.301	75.75	11:50:38.038
8 -	57.262	1.159	75.94	11:51:35.300
9 -	56.682	0.579	76.71	11:52:31.982
10 -	56.526	0.423	76.93	11:53:28.508
11 -	57.802	1.699	75.23	11:54:26.310
12 -	56.565	0.462	76.87	11:55:22.875
13 -	56.103 (1)		77.51	11:56:18.978
14 -	57.197	1.094	76.02	11:57:16.175
15 -	1:31.032	34.929	47.77	11:58:47.207
16 -	2:24.889	1:28.786	30.01	12:01:12.096
17 -	2:14.615	1:18.512	32.30	12:03:26.711
18 -	2:11.026	1:14.923	33.18	12:05:37.737
19 -	1:12.333	16.230	60.11	12:06:50.070
20 -	57.635	1.532	75.45	12:07:47.705
21 -	56.198 (2)	0.095	77.38	12:08:43.903
22 -	56.479 (3)	0.376	76.99	12:09:40.382

P10 90 Sarah THOMSON				
LAP	LAP TIME	DIFF	MPH	TIME OF DAY
1 -	1:08.851	11.453	63.15	11:44:55.276
2 -	58.490	1.092	74.34	11:45:53.766
3 -	57.628	0.230	75.45	11:46:51.394
4 -	57.905	0.507	75.09	11:47:49.299
5 -	57.743	0.345	75.30	11:48:47.042
6 -	57.662	0.264	75.41	11:49:44.704
7 -	57.522 (3)	0.124	75.59	11:50:42.226
8 -	57.492 (2)	0.094	75.63	11:51:39.718
9 -	57.607	0.209	75.48	11:52:37.325
10 -	57.398 (1)		75.76	11:53:34.723
11 -	57.795	0.397	75.24	11:54:32.518
12 -	58.011	0.613	74.96	11:55:30.529
13 -	58.090	0.692	74.85	11:56:28.619
14 -	1:01.083	3.685	71.19	11:57:29.702
15 -	1:18.862	21.464	55.14	11:58:48.564
16 -	2:24.721	1:27.323	30.04	12:01:13.285
17 -	2:14.903	1:17.505	32.23	12:03:28.188
18 -	2:10.256	1:12.858	33.38	12:05:38.444
19 -	1:12.874	15.476	59.67	12:06:51.318
20 -	58.272	0.874	74.62	12:07:49.590
21 -	58.322	0.924	74.56	12:08:47.912
22 -	58.671	1.273	74.11	12:09:46.583

MSVR Festival of Porsche - Brands Hatch - 3rd September 2023

Woods Foodservice Boxster Cup

RACE 1 - LAP ANALYSIS

DIFF = Difference To Personal Best Lap

P11 8 Will TOON				
LAP	LAP TIME	DIFF	MPH	TIME OF DAY
1 -	1:10.868	13.379	61.36	11:44:57.293
2 -	58.847	1.358	73.89	11:45:56.140
3 -	58.819	1.330	73.93	11:46:54.959
4 -	59.311	1.822	73.31	11:47:54.270
5 -	58.752	1.263	74.01	11:48:53.022
6 -	58.924	1.435	73.80	11:49:51.946
7 -	58.482	0.993	74.35	11:50:50.428
8 -	59.381	1.892	73.23	11:51:49.809
9 -	59.489	2.000	73.09	11:52:49.298
10 -	58.471	0.982	74.37	11:53:47.769
11 -	59.113	1.624	73.56	11:54:46.882
12 -	57.869 (3)	0.380	75.14	11:55:44.751
13 -	57.489 (1)		75.64	11:56:42.240
14 -	1:02.711	5.222	69.34	11:57:44.951
15 -	1:07.743	10.254	64.19	11:58:52.694
16 -	2:23.462	1:25.973	30.31	12:01:16.156
17 -	2:15.304	1:17.815	32.13	12:03:31.460
18 -	2:10.574	1:13.085	33.30	12:05:42.034
19 -	1:12.417	14.928	60.04	12:06:54.451
20 -	58.541	1.052	74.28	12:07:52.992
21 -	59.592	2.103	72.97	12:08:52.584
22 -	57.627 (2)	0.138	75.46	12:09:50.211

P12 51 Tony LEVY				
LAP	LAP TIME	DIFF	MPH	TIME OF DAY
1 -	1:08.162	10.977	63.79	11:44:54.587
2 -	57.185 (1)		76.04	11:45:51.772
3 -	59.294	2.109	73.33	11:46:51.066
4 -	59.070	1.885	73.61	11:47:50.136
5 -	57.966 (2)	0.781	75.01	11:48:48.102
6 -	58.510	1.325	74.32	11:49:46.612
7 -	58.103	0.918	74.84	11:50:44.715
8 -	58.070 (3)	0.885	74.88	11:51:42.785
9 -	58.244	1.059	74.66	11:52:41.029
10 -	58.338	1.153	74.54	11:53:39.367
11 -	58.253	1.068	74.65	11:54:37.620
12 -	58.644	1.459	74.15	11:55:36.264
13 -	58.241	1.056	74.66	11:56:34.505
14 -	1:06.759	9.574	65.13	11:57:41.264
15 -	1:09.888	12.703	62.22	11:58:51.152
16 -	2:23.915	1:26.730	30.21	12:01:15.067
17 -	2:15.917	1:18.732	31.99	12:03:30.984
18 -	2:09.752	1:12.567	33.51	12:05:40.736
19 -	1:12.905	15.720	59.64	12:06:53.641
20 -	59.150	1.965	73.51	12:07:52.791
21 -	1:01.141	3.956	71.12	12:08:53.932
22 -	58.430	1.245	74.42	12:09:52.362

P13 125 Craig HORVATH				
LAP	LAP TIME	DIFF	MPH	TIME OF DAY
1 -	1:10.096	11.558	62.03	11:44:56.521
2 -	58.691 (2)	0.153	74.09	11:45:55.212
3 -	58.710 (3)	0.172	74.06	11:46:53.922
4 -	59.222	0.684	73.42	11:47:53.144
5 -	58.538 (1)		74.28	11:48:51.682
6 -	58.906	0.368	73.82	11:49:50.588
7 -	58.949	0.411	73.76	11:50:49.537
8 -	59.319	0.781	73.30	11:51:48.856
9 -	59.681	1.143	72.86	11:52:48.537
10 -	59.048	0.510	73.64	11:53:47.585
11 -	1:00.289	1.751	72.12	11:54:47.874

DIFF = Difference To Personal Best Lap

12 -	58.732	0.194	74.04	11:55:46.606
13 -	59.392	0.854	73.21	11:56:45.998
14 -	1:11.245	12.707	61.03	11:57:57.243
15 -	1:06.714	8.176	65.18	11:59:03.957
16 -	2:15.211	1:16.673	32.16	12:01:19.168
17 -	2:15.795	1:17.257	32.02	12:03:34.963
18 -	2:09.501	1:10.963	33.57	12:05:44.464
19 -	1:12.819	14.281	59.71	12:06:57.283
20 -	59.708	1.170	72.83	12:07:56.991
21 -	59.445	0.907	73.15	12:08:56.436
22 -	1:00.085	1.547	72.37	12:09:56.521

P14 38 Eric BRIDGES				
LAP	LAP TIME	DIFF	MPH	TIME OF DAY
1 -	1:10.297	12.076	61.86	11:44:56.722
2 -	59.025	0.804	73.67	11:45:55.747
3 -	58.893	0.672	73.83	11:46:54.640
4 -	59.167	0.946	73.49	11:47:53.807
5 -	58.859	0.638	73.88	11:48:52.666
6 -	59.018	0.797	73.68	11:49:51.684
7 -	58.570	0.349	74.24	11:50:50.254
8 -	59.272	1.051	73.36	11:51:49.526
9 -	1:00.553	2.332	71.81	11:52:50.079
10 -	58.221 (1)		74.69	11:53:48.300
11 -	59.739	1.518	72.79	11:54:48.039
12 -	58.898	0.677	73.83	11:55:46.937
13 -	59.217	0.996	73.43	11:56:46.154
14 -	1:08.987	10.766	63.03	11:57:55.141
15 -	1:06.759	8.538	65.13	11:59:01.900
16 -	2:15.345	1:17.124	32.12	12:01:17.245
17 -	2:15.402	1:17.181	32.11	12:03:32.647
18 -	2:10.322	1:12.101	33.36	12:05:42.969
19 -	1:12.227	14.006	60.20	12:06:55.196
20 -	58.249 (2)	0.028	74.65	12:07:53.445
21 -	1:00.062	1.841	72.40	12:08:53.507
22 -	58.469 (3)	0.248	74.37	12:09:51.976

P15 24 Sarah WOOD				
LAP	LAP TIME	DIFF	MPH	TIME OF DAY
1 -	1:11.546	12.887	60.78	11:44:57.971
2 -	58.980	0.321	73.73	11:45:56.951
3 -	58.665 (2)	0.006	74.12	11:46:55.616
4 -	59.149	0.490	73.51	11:47:54.765
5 -	58.987	0.328	73.72	11:48:53.752
6 -	58.791 (3)	0.132	73.96	11:49:52.543
7 -	58.659 (1)		74.13	11:50:51.202
8 -	59.404	0.745	73.20	11:51:50.606
9 -	1:15.212	16.553	57.81	11:53:05.818
10 -	59.565	0.906	73.00	11:54:05.383
11 -	1:00.321	1.662	72.09	11:55:05.704
12 -	59.962	1.303	72.52	11:56:05.666
13 -	1:01.071	2.412	71.20	11:57:06.737
14 -	1:33.716	35.057	46.40	11:58:40.453
15 -	2:23.756	1:25.097	30.24	12:01:04.209
16 -	2:16.006	1:17.347	31.97	12:03:20.215
17 -	2:11.673	1:13.014	33.02	12:05:31.888
18 -	1:14.798	16.139	58.13	12:06:46.686
19 -	1:05.907	7.248	65.98	12:07:52.593
20 -	1:03.303	4.644	68.69	12:08:55.896
21 -	1:02.343	3.684	69.75	12:09:58.239

MSVR Festival of Porsche - Brands Hatch - 3rd September 2023

Woods Foodservice Boxster Cup

RACE 1 - LAP ANALYSIS

DIFF = Difference To Personal Best Lap

P16 66 Vikram SUDERA				
LAP	LAP TIME	DIFF	MPH	TIME OF DAY
1 -	1:04.189	8.015	67.74	11:44:50.614
2 -	56.635	0.461	76.78	11:45:47.249
3 -	56.420	0.246	77.07	11:46:43.669
4 -	56.270 (2)	0.096	77.28	11:47:39.939
5 -	56.321 (3)	0.147	77.21	11:48:36.260
6 -	56.991	0.817	76.30	11:49:33.251
7 -	56.733	0.559	76.65	11:50:29.984
8 -	56.174 (1)		77.41	11:51:26.158
9 -	56.348	0.174	77.17	11:52:22.506
10 -	56.628	0.454	76.79	11:53:19.134
11 -	56.478	0.304	76.99	11:54:15.612
12 -	56.412	0.238	77.08	11:55:12.024
13 -	56.631	0.457	76.78	11:56:08.655

P17 28 Phil GRAHAM				
LAP	LAP TIME	DIFF	MPH	TIME OF DAY
1 -	1:12.817	12.974	59.71	11:44:59.242
2 -	1:00.115 (3)	0.272	72.33	11:45:59.357
3 -	1:01.064	1.221	71.21	11:47:00.421
4 -	1:00.787	0.944	71.53	11:48:01.208
5 -	1:00.874	1.031	71.43	11:49:02.082
6 -	1:00.714	0.871	71.62	11:50:02.796
7 -	1:00.870	1.027	71.44	11:51:03.666
8 -	1:01.317	1.474	70.92	11:52:04.983
9 -	1:01.175	1.332	71.08	11:53:06.158
10 -	1:00.338	0.495	72.07	11:54:06.496
11 -	59.996 (2)	0.153	72.48	11:55:06.492
12 -	59.843 (1)		72.66	11:56:06.335

MSVR Festival of Porsche - Brands Hatch - 3rd September 2023

Woods Foodservice Boxster Cup

RACE 1 - STATISTICS

Competitors Started 17
Planned Start 2023-09-03 @ 11:40:00.000
Actual Start 2023-09-03 @ 11:43:46.424
Finish Time 2023-09-03 @ 12:09:26.314
Track Length 1.2079mi.
Total Laps 354
Total Distance Covered 427.6127mi.

Session Fastest Lap History

NO	NAME	LAP TIME	TIME OF DAY	LAP	VEHICLE
21	Jonathan LOVELL	1:01.650	11:44:48.082	1	Porsche Boxster S
21	Jonathan LOVELL	55.892	11:45:43.974	2	Porsche Boxster S
21	Jonathan LOVELL	55.672	11:46:39.646	3	Porsche Boxster S
21	Jonathan LOVELL	55.416	11:51:18.527	8	Porsche Boxster S

Session Leader History

NO	NAME	FROM LAP	LAPS LED	DISTANCE	VEHICLE
21	Jonathan LOVELL	1	22	26.57 miles	Porsche Boxster S

Flag History

TYPE	TIME OF DAY
GREEN	11:43:46.424
SAFETY	11:56:55.937
GREEN	12:06:36.626
FINISH	12:09:26.314


Flag Statistics

TYPE	COUNT	TOTAL LAPS	TOTAL TIME
Green	2	18	16:49.695
Red	0	0	0.000
Safety Car	1	4	9:40.688
FCY	0	0	0.000

MSVR Festival of Porsche - Brands Hatch - 3rd September 2023

Woods Foodservice Boxster Cup

RACE 4 - GRID (25 minutes)

ROW 9	17	1:01.524 28 Phil GRAHAM			
ROW 8	15	59.691 125 Craig HORVATH	16	1:00.807 24 Sarah WOOD	
ROW 7	13	57.288 51 Tony LEVY	14	58.103 38 Eric BRIDGES	
ROW 6		11	57.211 90 Sarah THOMSON	12	57.225 33 Jessica WILKINSON
ROW 5	9	56.716 55 Scot ADAMS	10	57.163 8 Will TOON	
ROW 4		7	56.638 66 Vikram SUDERA	8	56.714 53 Wayne GREGORY
ROW 3	5	56.503 20 Faye NOBLE-EVANS	6	56.544 46 Matt GOUGH	
ROW 2		3	55.942 81 Perry DARLING	4	56.382 23 Zoe KYLE-HENNEY
ROW 1	1	55.130 21 Jonathan LOVELL	2	55.918 6 Mike THOMPSON	
Pole					
					

Brands Hatch Indy: 1.2079 miles

These results are provisional until the conclusion of any judicial and technical matters.

Clerk Of Course : Luke Caudle

Stewards :

Timekeeper : Stewart Burr

MSVR Festival of Porsche - Brands Hatch - 3rd September 2023

Woods Foodservice Boxster Cup

RACE 4 - CLASSIFICATION

POS	NO	NAME	ENTRY	LAPS	TIME	GAP	DIFF	MPH	BEST	ON
1	21	Jonathan LOVELL	Porsche Boxster S	27	25:45.458			75.97	55.926	20
2	6	Mike THOMPSON	Porsche Boxster S	27	25:52.178	6.720	6.720	75.64	55.989	17
3	46	Matt GOUGH	Porsche Boxster S	27	25:53.066	7.608	0.888	75.60	56.024	16
4	20	Faye NOBLE-EVANS	Porsche Boxster S	27	25:53.467	8.009	0.401	75.58	56.004	16
5	55	Scot ADAMS	Porsche Boxster S	27	26:05.570	20.112	12.103	74.99	56.393	9
6	33	Jessica WILKINSON	Porsche Boxster S	27	26:11.786	26.328	6.216	74.69	56.167	18
7	81	Perry DARLING	Porsche Boxster S	27	26:12.143	26.685	0.357	74.68	56.221	20
8	38	Eric BRIDGES	Porsche Boxster S	26	26:00.074	1 Lap	1 Lap	72.47	57.648	26
9	51	Tony LEVY	Porsche Boxster S	26	26:07.140	1 Lap	7.066	72.14	57.051	21
10	24	Sarah WOOD	Porsche Boxster S	25	26:16.293	2 Laps	1 Lap	68.96	1:00.500	16
11	125	Craig HORVATH	Porsche Boxster S	25	26:34.765	2 Laps	18.472	68.16	1:00.832	20
12	90	Sarah THOMPSON	Porsche Boxster S	24	25:50.596	3 Laps	1 Lap	67.30	58.267	10
13	23	Zoe KYLE-HENNEY	Porsche Boxster S	22	25:58.148	5 Laps	2 Laps	61.39	57.730	17

NOT CLASSIFIED

DNF	53	Wayne GREGORY	Porsche Boxster S	25	24:00.697	2 Laps	0.000	75.46	56.229	19
DNF	8	Will TOON	Porsche Boxster S	10	11:03.405	17 Laps	15 Laps	65.54	58.530	10
DNF	66	Vikram SUDERA	Porsche Boxster S	2	4:26.263	25 Laps	8 Laps	32.66		

NOT STARTED

NS	28	Phil GRAHAM	Porsche Boxster S							
----	----	-------------	-------------------	--	--	--	--	--	--	--

FASTEST LAP

21	Jonathan LOVELL	Porsche Boxster S	20	55.926	77.75 mph	125.13 kph
----	-----------------	-------------------	----	--------	-----------	------------

Weather / Track : Bright / Dry

These results are provisional until the conclusion of any judicial and technical matters.

Race Distance: 27 Laps / 32.61 miles

Brands Hatch Indy: 1.2079 miles

Date: 03/09/2023 Start: 14:56 Finish: 15:22

Clerk Of Course : Luke Caudle

Stewards :

Timekeeper : Stewart Burr

MSVR Festival of Porsche - Brands Hatch - 3rd September 2023

Woods Foodservice Boxster Cup

RACE 4 - LAP CHART

LAP 1 @ 14:57:18.232			LAP 2 @ 14:58:20.800			LAP 3 @ 14:59:19.427			LAP 4 @ 15:00:18.134			LAP 5 @ 15:01:16.068		
NO	BEHIND	LAP TIME	NO	BEHIND	LAP TIME	NO	BEHIND	LAP TIME	NO	BEHIND	LAP TIME	NO	BEHIND	LAP TIME
21		1:01.800	21		1:02.568	21		58.627	21		58.707	21		57.934
6	0.922	1:02.722	6	0.526	1:02.172	46	1.853	59.513	46	2.183	59.037	8	1 Lap	1:01.472
81	2.418	1:04.218	46	0.967	1:00.536	6	3.866	1:01.967	6	4.183	59.024	23	4 Laps	5:01.386 P
46	2.999	1:04.799	20	2.095	1:01.289	20	4.377	1:00.909	20	5.083	59.413	46	2.126	57.877
20	3.374	1:05.174	53	2.916	1:01.304	53	4.698	1:00.409	53	5.603	59.612	6	3.911	57.662
53	4.180	1:05.980	55	3.801	1:00.388	55	5.280	1:00.106	55	5.849	59.276	20	4.844	57.695
33	4.978	1:06.778	33	5.864	1:03.454	33	6.912	59.675	33	7.608	59.403	53	5.360	57.691
55	5.981	1:07.781	90	6.324	1:01.353	90	8.267	1:00.570	90	12.555	1:02.995	55	6.055	58.140
38	7.412	1:09.212	38	6.552	1:01.708	38	10.214	1:02.289	81	12.692	1:00.258	33	8.375	58.701
90	7.539	1:09.339	81	9.472	1:09.622	81	11.141	1:00.296	38	14.000	1:02.493	81	12.800	58.042
8	11.943	1:13.743	51	15.441	1:00.908	51	18.911	1:02.097	51	21.819	1:01.615	38	16.737	1:00.671
51	17.101	1:18.901	24	19.033	1:03.026	24	22.980	1:02.574	66	2 Laps	1:33.252	51	24.414	1:00.529
24	18.575	1:20.375	125	26.518	1:05.826	125	34.658	1:06.767	24	27.378	1:03.105	24	33.047	1:03.603
125	23.260	1:25.060	66	1 Lap	2:53.011 P	8	55.356	1:03.771	125	38.858	1:02.907	125	44.158	1:03.234
			8	50.212	1:40.837							90	49.059	1:34.438 P

MSVR Festival of Porsche - Brands Hatch - 3rd September 2023

Woods Foodservice Boxster Cup

RACE 4 - LAP CHART

LAP 6 @ 15:02:13.161			LAP 7 @ 15:03:10.577			LAP 8 @ 15:04:07.318			LAP 9 @ 15:05:04.717			LAP 10 @ 15:06:01.250		
NO	BEHIND	LAP TIME	NO	BEHIND	LAP TIME	NO	BEHIND	LAP TIME	NO	BEHIND	LAP TIME	NO	BEHIND	LAP TIME
21		57.093	21		57.416	21		56.741	21		57.399	21		56.533
46	3.833	58.800	46	3.613	57.196	6	4.899	57.571	125	1 Lap	1:03.040	90	1 Lap	58.785
6	4.686	57.868	6	4.069	56.799	46	5.119	58.247	6	4.262	56.762	6	4.452	56.723
8	1 Lap	1:03.273	20	7.012	57.870	20	7.132	56.861	46	5.256	57.536	46	5.699	56.976
20	6.558	58.807	53	7.864	58.334	53	7.856	56.733	20	6.257	56.524	20	6.906	57.182
53	6.946	58.679	55	8.341	58.319	55	8.724	57.124	53	6.991	56.534	53	7.837	57.379
55	7.438	58.476	8	1 Lap	1:01.370	33	12.811	58.498	55	7.718	56.393	55	8.520	57.335
23	4 Laps	1:03.588	33	11.054	59.338	8	1 Lap	1:01.130	33	12.647	57.235	125	1 Lap	1:05.345
33	9.132	57.850	23	4 Laps	1:00.794	23	4 Laps	1:00.688	8	1 Lap	59.248	33	13.504	57.390
81	14.197	58.490	81	15.315	58.534	81	16.709	58.135	81	17.455	58.145	81	18.573	57.651
38	20.575	1:00.931	38	24.087	1:00.928	38	27.991	1:00.645	23	4 Laps	1:00.133	8	1 Lap	1:00.031
51	27.846	1:00.525	51	30.113	59.683	51	32.952	59.580	38	30.534	59.942	23	4 Laps	59.140
24	40.131	1:04.177	24	44.417	1:01.702	24	49.383	1:01.707	51	33.697	58.144	38	33.658	59.657
125	50.073	1:03.008	125	55.078	1:02.421	90	56.877	58.384	24	54.182	1:02.198	51	35.525	58.361
90	53.316	1:01.350	90	55.234	59.334									

MSVR Festival of Porsche - Brands Hatch - 3rd September 2023

Woods Foodservice Boxster Cup

RACE 4 - LAP CHART

LAP 11 @ 15:06:58.529			LAP 12 @ 15:07:55.104			LAP 13 @ 15:08:51.809			LAP 14 @ 15:09:48.191			LAP 15 @ 15:10:44.509		
NO	BEHIND	LAP TIME	NO	BEHIND	LAP TIME	NO	BEHIND	LAP TIME	NO	BEHIND	LAP TIME	NO	BEHIND	LAP TIME
21		57.279	21		56.575	21		56.705	21		56.382	21		56.318
90	1 Lap	58.267	6	4.579	57.060	6	4.032	56.158	6	4.117	56.467	6	4.218	56.419
6	4.094	56.921	46	5.934	57.284	46	5.468	56.239	46	5.341	56.255	46	5.480	56.457
24	1 Lap	1:04.581	20	6.841	57.415	20	6.501	56.365	20	6.269	56.150	20	6.296	56.345
46	5.225	56.805	53	7.218	56.720	53	7.003	56.490	53	6.919	56.298	53	6.926	56.325
20	6.001	56.374	55	8.298	57.029	55	8.570	56.977	55	8.673	56.485	55	8.787	56.432
53	7.073	56.515	24	1 Lap	1:03.415	90	2 Laps	2:06.851 P	33	17.360	56.781	33	18.192	57.150
55	7.844	56.603	33	14.735	56.789	33	16.961	58.931	81	22.648	58.414	81	23.627	57.297
33	14.521	58.296	81	19.821	57.867	24	1 Lap	1:02.440	24	1 Lap	1:02.153	90	2 Laps	1:01.471
125	1 Lap	1:02.264	125	1 Lap	1:02.559	81	20.616	57.500	90	2 Laps	1:03.947	24	1 Lap	1:03.035
81	18.529	57.235	23	4 Laps	58.590	23	4 Laps	1:01.206	23	4 Laps	58.403	23	4 Laps	58.498
8	1 Lap	58.530	51	39.557	58.684	125	1 Lap	1:02.624	125	1 Lap	1:01.262	125	1 Lap	1:01.880
23	4 Laps	58.929	38	41.231	59.368	51	41.569	58.717	51	43.270	58.083	51	45.177	58.225
51	37.448	59.202				38	43.247	58.721	38	45.733	58.868	38	47.404	57.989
38	38.438	1:02.059												

MSVR Festival of Porsche - Brands Hatch - 3rd September 2023

Woods Foodservice Boxster Cup

RACE 4 - LAP CHART

LAP 16 @ 15:11:40.858			LAP 17 @ 15:12:36.929			LAP 18 @ 15:13:33.222			LAP 19 @ 15:14:29.282			LAP 20 @ 15:15:25.208		
NO	BEHIND	LAP TIME	NO	BEHIND	LAP TIME	NO	BEHIND	LAP TIME	NO	BEHIND	LAP TIME	NO	BEHIND	LAP TIME
21		56.349	21		56.071	21		56.293	21		56.060	21		55.926
6	3.965	56.096	6	3.883	55.989	6	4.140	56.550	125	2 Laps	1:01.511	38	1 Lap	59.407
46	5.155	56.024	46	5.183	56.099	46	5.198	56.308	6	4.417	56.337	6	5.575	57.084
20	5.951	56.004	20	6.126	56.246	20	5.902	56.069	46	5.479	56.341	46	6.170	56.617
53	7.095	56.518	53	7.363	56.339	53	7.371	56.301	20	6.260	56.418	20	6.989	56.655
55	9.646	57.208	55	10.425	56.850	55	10.966	56.834	53	7.540	56.229	53	8.564	56.950
33	18.801	56.958	33	19.014	56.284	33	18.888	56.167	55	12.320	57.414	125	2 Laps	1:04.347
81	24.216	56.938	81	25.389	57.244	81	25.565	56.469	33	23.392	1:00.564	55	14.096	57.702
90	2 Laps	58.843	90	2 Laps	58.764	90	2 Laps	59.125	81	26.293	56.788	33	24.353	56.887
24	1 Lap	1:00.899	24	1 Lap	1:00.500	24	1 Lap	1:02.549	90	2 Laps	59.178	81	26.588	56.221
23	4 Laps	58.072	23	4 Laps	1:00.392	23	4 Laps	1:02.527	23	4 Laps	1:01.335	90	2 Laps	59.409
125	1 Lap	1:01.988	51	49.179	58.817	51	50.429	57.543	24	1 Lap	1:01.792	23	4 Laps	58.093
51	46.433	57.605	38	52.407	59.625	38	54.490	58.376	51	51.757	57.388	51	54.890	59.059
38	48.853	57.798	125	1 Lap	1:03.992									

MSVR Festival of Porsche - Brands Hatch - 3rd September 2023

Woods Foodservice Boxster Cup

RACE 4 - LAP CHART

LAP 21 @ 15:16:22.492			LAP 22 @ 15:17:18.702			LAP 23 @ 15:18:14.824			LAP 24 @ 15:19:12.075			LAP 25 @ 15:20:08.666		
NO	BEHIND	LAP TIME	NO	BEHIND	LAP TIME	NO	BEHIND	LAP TIME	NO	BEHIND	LAP TIME	NO	BEHIND	LAP TIME
21		57.284	21		56.210	21		56.122	21		57.251	21		56.591
24	2 Laps	1:03.546	38	1 Lap	58.567	6	5.740	56.298	51	1 Lap	59.275	51	1 Lap	57.448
38	1 Lap	58.442	6	5.564	57.052	46	6.598	56.719	23	5 Laps	1:01.440	6	4.868	56.565
6	4.722	56.431	46	6.001	56.746	20	7.385	56.921	6	4.894	56.405	46	6.134	56.946
46	5.465	56.579	20	6.586	56.566	53	9.390	57.364	46	5.779	56.432	20	6.997	56.945
20	6.230	56.525	24	2 Laps	1:01.931	38	1 Lap	1:01.019	20	6.643	56.509	53	8.463	56.445
53	7.765	56.485	53	8.148	56.593	24	2 Laps	1:02.184	53	8.609	56.470	23	5 Laps	1:02.164
55	14.313	57.501	55	15.410	57.307	55	16.608	57.320	38	1 Lap	57.944	38	1 Lap	57.692
125	2 Laps	1:02.101	125	2 Laps	1:00.832	33	26.110	58.219	24	2 Laps	1:00.549	55	17.224	57.234
33	23.511	56.442	33	24.013	56.712	81	26.911	56.998	55	16.581	57.224	24	2 Laps	1:01.038
81	25.774	56.470	81	26.035	56.471	125	2 Laps	1:03.541	33	25.860	57.001	33	25.968	56.699
90	2 Laps	59.354	90	2 Laps	59.871	90	2 Laps	1:00.183	81	26.248	56.588	81	26.975	57.318
23	4 Laps	57.730	23	4 Laps	58.000				125	2 Laps	1:01.476	125	2 Laps	1:02.040
51	54.657	57.051	51	55.911	57.464				90	2 Laps	59.137			

MSVR Festival of Porsche - Brands Hatch - 3rd September 2023

Woods Foodservice Boxster Cup

RACE 4 - LAP CHART

LAP 26 @ 15:21:04.925			LAP 27 @ 15:22:01.890		
NO	BEHIND	LAP TIME	NO	BEHIND	LAP TIME
21		56.259	21		56.965
90	3 Laps	59.676	90	3 Laps	59.972
6	7.065	58.456	6	6.720	56.620
46	7.840	57.965	46	7.608	56.733
20	8.541	57.803	20	8.009	56.433
23	5 Laps	58.948	23	5 Laps	58.092
38	1 Lap	58.075	38	1 Lap	57.648
55	19.414	58.449	55	20.112	57.663
51	1 Lap	1:14.566	51	1 Lap	57.670
33	26.274	56.565	33	26.328	57.019
24	2 Laps	1:02.150	81	26.685	56.655
81	26.995	56.279	24	2 Laps	1:01.064
125	2 Laps	1:02.399	125	2 Laps	1:02.341

MSVR Festival of Porsche - Brands Hatch - 3rd September 2023

Woods Foodservice Boxster Cup

RACE 4 - POSITION CHART

No	Name	Lap																												
		Pos	1	2	3	4	5	6	7	8	9	10	11	12	13	14	15	16	17	18	19	20	21	22	23	24	25	26	27	
21	LOVELL	1	21	21	21	21	21	21	21	21	21	21	21	21	21	21	21	21	21	21	21	21	21	21	21	21	21	21	21	
6	THOMPSON	2	6	6	46	46	46	46	46	6	6	6	6	6	6	6	6	6	6	6	6	6	6	6	6	6	6	6	6	
81	DARLING	3	81	46	6	6	6	6	6	46	46	46	46	46	46	46	46	46	46	46	46	46	46	46	46	46	46	46	46	
23	KYLE-HENNEY	4	46	20	20	20	20	20	20	20	20	20	20	20	20	20	20	20	20	20	20	20	20	20	20	20	20	20	20	
20	NOBLE-EVANS	5	20	53	53	53	53	53	53	53	53	53	53	53	53	53	53	53	53	53	53	53	53	53	53	53	53	55	55	
46	GOUGH	6	53	55	55	55	55	55	55	55	55	55	55	55	55	55	55	55	55	55	55	55	55	55	55	55	55	55	33	33
66	SUDERA	7	33	33	33	33	33	33	33	33	33	33	33	33	33	33	33	33	33	33	33	33	33	33	33	33	33	33	81	81
53	GREGORY	8	55	90	90	90	81	81	81	81	81	81	81	81	81	81	81	81	81	81	81	81	81	81	81	81	81	81	81	38
55	ADAMS	9	38	38	38	81	38	38	38	38	38	38	51	51	51	51	51	51	51	51	51	51	51	51	51	51	51	38	51	
8	TOON	10	90	81	81	38	51	51	51	51	51	38	38	38	38	38	38	38	38	38	38	38	38	38	38	38	38	38	51	
90	THOMSON	11	8	51	51	51	24	24	24	24	24	90	24	24	24	24	24	24	24	24	24	24	24	24	24	24	24	24	24	
33	WILKINSON	12	51	24	24	24	125	125	125	90	90	24	125	125	125	125	125	125	125	125	125	125	125	125	125	125	125	125	125	
51	LEVY	13	24	125	125	125	90	90	90	125	125	125	90	90	90	90	90	90	90	90	90	90	90	90	90	90	90	90	90	
38	BRIDGES	14	125	8	8	8	8	8	8	8	8	8	8	8	23	23	23	23	23	23	23	23	23	23	23	23	23	23	23	
125	HORVATH	15	66	66	23	23	23	23	23	23	23	23																		
24	WOOD	16	23	23																										
28	GRAHAM	17																												

MSVR Festival of Porsche - Brands Hatch - 3rd September 2023

Woods Foodservice Boxster Cup

RACE 4 - LAP ANALYSIS

DIFF = Difference To Personal Best Lap

P1 21 Jonathan LOVELL				
LAP	LAP TIME	DIFF	MPH	TIME OF DAY
1 -	1:01.800	5.874	70.36	14:57:18.232
2 -	1:02.568	6.642	69.50	14:58:20.800
3 -	58.627	2.701	74.17	14:59:19.427
4 -	58.707	2.781	74.07	15:00:18.134
5 -	57.934	2.008	75.06	15:01:16.068
6 -	57.093	1.167	76.16	15:02:13.161
7 -	57.416	1.490	75.73	15:03:10.577
8 -	56.741	0.815	76.63	15:04:07.318
9 -	57.399	1.473	75.76	15:05:04.717
10 -	56.533	0.607	76.92	15:06:01.250
11 -	57.279	1.353	75.91	15:06:58.529
12 -	56.575	0.649	76.86	15:07:55.104
13 -	56.705	0.779	76.68	15:08:51.809
14 -	56.382	0.456	77.12	15:09:48.191
15 -	56.318	0.392	77.21	15:10:44.509
16 -	56.349	0.423	77.17	15:11:40.858
17 -	56.071 (3)	0.145	77.55	15:12:36.929
18 -	56.293	0.367	77.24	15:13:33.222
19 -	56.060 (2)	0.134	77.57	15:14:29.282
20 -	55.926 (1)		77.75	15:15:25.208
21 -	57.284	1.358	75.91	15:16:22.492
22 -	56.210	0.284	77.36	15:17:18.702
23 -	56.122	0.196	77.48	15:18:14.824
24 -	57.251	1.325	75.95	15:19:12.075
25 -	56.591	0.665	76.84	15:20:08.666
26 -	56.259	0.333	77.29	15:21:04.925
27 -	56.965	1.039	76.33	15:22:01.890

P2 6 Mike THOMPSON				
LAP	LAP TIME	DIFF	MPH	TIME OF DAY
1 -	1:02.722	6.733	69.33	14:57:19.154
2 -	1:02.172	6.183	69.94	14:58:21.326
3 -	1:01.967	5.978	70.17	14:59:23.293
4 -	59.024	3.035	73.67	15:00:22.317
5 -	57.662	1.673	75.41	15:01:19.979
6 -	57.868	1.879	75.14	15:02:17.847
7 -	56.799	0.810	76.56	15:03:14.646
8 -	57.571	1.582	75.53	15:04:12.217
9 -	56.762	0.773	76.61	15:05:08.979
10 -	56.723	0.734	76.66	15:06:05.702
11 -	56.921	0.932	76.39	15:07:02.623
12 -	57.060	1.071	76.21	15:07:59.683
13 -	56.158 (3)	0.169	77.43	15:08:55.841
14 -	56.467	0.478	77.01	15:09:52.308
15 -	56.419	0.430	77.07	15:10:48.727
16 -	56.096 (2)	0.107	77.52	15:11:44.823
17 -	55.989 (1)		77.66	15:12:40.812
18 -	56.550	0.561	76.89	15:13:37.362
19 -	56.337	0.348	77.18	15:14:33.699
20 -	57.084	1.095	76.17	15:15:30.783
21 -	56.431	0.442	77.06	15:16:27.214
22 -	57.052	1.063	76.22	15:17:24.266
23 -	56.298	0.309	77.24	15:18:20.564
24 -	56.405	0.416	77.09	15:19:16.969
25 -	56.565	0.576	76.87	15:20:13.534
26 -	58.456	2.467	74.39	15:21:11.990
27 -	56.620	0.631	76.80	15:22:08.610

P3 46 Matt GOUGH				
LAP	LAP TIME	DIFF	MPH	TIME OF DAY
1 -	1:04.799	8.775	67.10	14:57:21.231

DIFF = Difference To Personal Best Lap

2 -	1:00.536	4.512	71.83	14:58:21.767
3 -	59.513	3.489	73.06	14:59:21.280
4 -	59.037	3.013	73.65	15:00:20.317
5 -	57.877	1.853	75.13	15:01:18.194
6 -	58.800	2.776	73.95	15:02:16.994
7 -	57.196	1.172	76.02	15:03:14.190
8 -	58.247	2.223	74.65	15:04:12.437
9 -	57.536	1.512	75.58	15:05:09.973
10 -	56.976	0.952	76.32	15:06:06.949
11 -	56.805	0.781	76.55	15:07:03.754
12 -	57.284	1.260	75.91	15:08:01.038
13 -	56.239 (3)	0.215	77.32	15:08:57.277
14 -	56.255	0.231	77.30	15:09:53.532
15 -	56.457	0.433	77.02	15:10:49.989
16 -	56.024 (1)		77.62	15:11:46.013
17 -	56.099 (2)	0.075	77.51	15:12:42.112
18 -	56.308	0.284	77.22	15:13:38.420
19 -	56.341	0.317	77.18	15:14:34.761
20 -	56.617	0.593	76.80	15:15:31.378
21 -	56.579	0.555	76.85	15:16:27.957
22 -	56.746	0.722	76.63	15:17:24.703
23 -	56.719	0.695	76.66	15:18:21.422
24 -	56.432	0.408	77.05	15:19:17.854
25 -	56.946	0.922	76.36	15:20:14.800
26 -	57.965	1.941	75.02	15:21:12.765
27 -	56.733	0.709	76.65	15:22:09.498

P4 20 Faye NOBLE-EVANS				
LAP	LAP TIME	DIFF	MPH	TIME OF DAY
1 -	1:05.174	9.170	66.72	14:57:21.606
2 -	1:01.289	5.285	70.95	14:58:22.895
3 -	1:00.909	4.905	71.39	14:59:23.804
4 -	59.413	3.409	73.19	15:00:23.217
5 -	57.695	1.691	75.37	15:01:20.912
6 -	58.807	2.803	73.94	15:02:19.719
7 -	57.870	1.866	75.14	15:03:17.589
8 -	56.861	0.857	76.47	15:04:14.450
9 -	56.524	0.520	76.93	15:05:10.974
10 -	57.182	1.178	76.04	15:06:08.156
11 -	56.374	0.370	77.13	15:07:04.530
12 -	57.415	1.411	75.73	15:08:01.945
13 -	56.365	0.361	77.15	15:08:58.310
14 -	56.150 (3)	0.146	77.44	15:09:54.460
15 -	56.345	0.341	77.17	15:10:50.805
16 -	56.004 (1)		77.64	15:11:46.809
17 -	56.246	0.242	77.31	15:12:43.055
18 -	56.069 (2)	0.065	77.55	15:13:39.124
19 -	56.418	0.414	77.07	15:14:35.542
20 -	56.655	0.651	76.75	15:15:32.197
21 -	56.525	0.521	76.93	15:16:28.722
22 -	56.566	0.562	76.87	15:17:25.288
23 -	56.921	0.917	76.39	15:18:22.209
24 -	56.509	0.505	76.95	15:19:18.718
25 -	56.945	0.941	76.36	15:20:15.663
26 -	57.803	1.799	75.23	15:21:13.466
27 -	56.433	0.429	77.05	15:22:09.899

P5 55 Scot ADAMS				
LAP	LAP TIME	DIFF	MPH	TIME OF DAY
1 -	1:07.781	11.388	64.15	14:57:24.213
2 -	1:00.388	3.995	72.01	14:58:24.601
3 -	1:00.106	3.713	72.34	14:59:24.707
4 -	59.276	2.883	73.36	15:00:23.983
5 -	58.140	1.747	74.79	15:01:22.123

MSVR Festival of Porsche - Brands Hatch - 3rd September 2023

Woods Foodservice Boxster Cup

RACE 4 - LAP ANALYSIS

DIFF = Difference To Personal Best Lap

6 -	58.476	2.083	74.36	15:02:20.599
7 -	58.319	1.926	74.56	15:03:18.918
8 -	57.124	0.731	76.12	15:04:16.042
9 -	56.393 (1)		77.11	15:05:12.435
10 -	57.335	0.942	75.84	15:06:09.770
11 -	56.603	0.210	76.82	15:07:06.373
12 -	57.029	0.636	76.25	15:08:03.402
13 -	56.977	0.584	76.32	15:09:00.379
14 -	56.485 (3)	0.092	76.98	15:09:56.864
15 -	56.432 (2)	0.039	77.05	15:10:53.296
16 -	57.208	0.815	76.01	15:11:50.504
17 -	56.850	0.457	76.49	15:12:47.354
18 -	56.834	0.441	76.51	15:13:44.188
19 -	57.414	1.021	75.74	15:14:41.602
20 -	57.702	1.309	75.36	15:15:39.304
21 -	57.501	1.108	75.62	15:16:36.805
22 -	57.307	0.914	75.88	15:17:34.112
23 -	57.320	0.927	75.86	15:18:31.432
24 -	57.224	0.831	75.99	15:19:28.656
25 -	57.234	0.841	75.97	15:20:25.890
26 -	58.449	2.056	74.39	15:21:24.339
27 -	57.663	1.270	75.41	15:22:22.002

P6 33 Jessica WILKINSON

LAP	LAP TIME	DIFF	MPH	TIME OF DAY
1 -	1:06.778	10.611	65.11	14:57:23.210
2 -	1:03.454	7.287	68.53	14:58:26.664
3 -	59.675	3.508	72.87	14:59:26.339
4 -	59.403	3.236	73.20	15:00:25.742
5 -	58.701	2.534	74.08	15:01:24.443
6 -	57.850	1.683	75.17	15:02:22.293
7 -	59.338	3.171	73.28	15:03:21.631
8 -	58.498	2.331	74.33	15:04:20.129
9 -	57.235	1.068	75.97	15:05:17.364
10 -	57.390	1.223	75.77	15:06:14.754
11 -	58.296	2.129	74.59	15:07:13.050
12 -	56.789	0.622	76.57	15:08:09.839
13 -	58.931	2.764	73.79	15:09:08.770
14 -	56.781	0.614	76.58	15:10:05.551
15 -	57.150	0.983	76.09	15:11:02.701
16 -	56.958	0.791	76.34	15:11:59.659
17 -	56.284 (2)	0.117	77.26	15:12:55.943
18 -	56.167 (1)		77.42	15:13:52.110
19 -	1:00.564	4.397	71.80	15:14:52.674
20 -	56.887	0.720	76.44	15:15:49.561
21 -	56.442 (3)	0.275	77.04	15:16:46.003
22 -	56.712	0.545	76.67	15:17:42.715
23 -	58.219	2.052	74.69	15:18:40.934
24 -	57.001	0.834	76.28	15:19:37.935
25 -	56.699	0.532	76.69	15:20:34.634
26 -	56.565	0.398	76.87	15:21:31.199
27 -	57.019	0.852	76.26	15:22:28.218

P7 81 Perry DARLING

LAP	LAP TIME	DIFF	MPH	TIME OF DAY
1 -	1:04.218	7.997	67.71	14:57:20.650
2 -	1:09.622	13.401	62.46	14:58:30.272
3 -	1:00.296	4.075	72.12	14:59:30.568
4 -	1:00.258	4.037	72.16	15:00:30.826
5 -	58.042	1.821	74.92	15:01:28.868
6 -	58.490	2.269	74.34	15:02:27.358
7 -	58.534	2.313	74.29	15:03:25.892
8 -	58.135	1.914	74.80	15:04:24.027
9 -	58.145	1.924	74.78	15:05:22.172

DIFF = Difference To Personal Best Lap

10 -	57.651	1.430	75.42	15:06:19.823
11 -	57.235	1.014	75.97	15:07:17.058
12 -	57.867	1.646	75.14	15:08:14.925
13 -	57.500	1.279	75.62	15:09:12.425
14 -	58.414	2.193	74.44	15:10:10.839
15 -	57.297	1.076	75.89	15:11:08.136
16 -	56.938	0.717	76.37	15:12:05.074
17 -	57.244	1.023	75.96	15:13:02.318
18 -	56.469 (3)	0.248	77.00	15:13:58.787
19 -	56.788	0.567	76.57	15:14:55.575
20 -	56.221 (1)		77.34	15:15:51.796
21 -	56.470	0.249	77.00	15:16:48.266
22 -	56.471	0.250	77.00	15:17:44.737
23 -	56.998	0.777	76.29	15:18:41.735
24 -	56.588	0.367	76.84	15:19:38.323
25 -	57.318	1.097	75.86	15:20:35.641
26 -	56.279 (2)	0.058	77.26	15:21:31.920
27 -	56.655	0.434	76.75	15:22:28.575

P8 38 Eric BRIDGES

LAP	LAP TIME	DIFF	MPH	TIME OF DAY
1 -	1:09.212	11.564	62.82	14:57:25.644
2 -	1:01.708	4.060	70.47	14:58:27.352
3 -	1:02.289	4.641	69.81	14:59:29.641
4 -	1:02.493	4.845	69.58	15:00:32.134
5 -	1:00.671	3.023	71.67	15:01:32.805
6 -	1:00.931	3.283	71.36	15:02:33.736
7 -	1:00.928	3.280	71.37	15:03:34.664
8 -	1:00.645	2.997	71.70	15:04:35.309
9 -	59.942	2.294	72.54	15:05:35.251
10 -	59.657	2.009	72.89	15:06:34.908
11 -	1:02.059	4.411	70.07	15:07:36.967
12 -	59.368	1.720	73.24	15:08:36.335
13 -	58.721	1.073	74.05	15:09:35.056
14 -	58.868	1.220	73.87	15:10:33.924
15 -	57.989	0.341	74.99	15:11:31.913
16 -	57.798 (3)	0.150	75.23	15:12:29.711
17 -	59.625	1.977	72.93	15:13:29.336
18 -	58.376	0.728	74.49	15:14:27.712
19 -	59.407	1.759	73.20	15:15:27.119
20 -	58.442	0.794	74.40	15:16:25.561
21 -	58.567	0.919	74.25	15:17:24.128
22 -	1:01.019	3.371	71.26	15:18:25.147
23 -	57.944	0.296	75.04	15:19:23.091
24 -	57.692 (2)	0.044	75.37	15:20:20.783
25 -	58.075	0.427	74.87	15:21:18.858
26 -	57.648 (1)		75.43	15:22:16.506

P9 51 Tony LEVY

LAP	LAP TIME	DIFF	MPH	TIME OF DAY
1 -	1:18.901	21.850	55.11	14:57:35.333
2 -	1:00.908	3.857	71.39	14:58:36.241
3 -	1:02.097	5.046	70.02	14:59:38.338
4 -	1:01.615	4.564	70.57	15:00:39.953
5 -	1:00.529	3.478	71.84	15:01:40.482
6 -	1:00.525	3.474	71.84	15:02:41.007
7 -	59.683	2.632	72.86	15:03:40.690
8 -	59.580	2.529	72.98	15:04:40.270
9 -	58.144	1.093	74.79	15:05:38.414
10 -	58.361	1.310	74.51	15:06:36.775
11 -	59.202	2.151	73.45	15:07:35.977
12 -	58.684	1.633	74.10	15:08:34.661
13 -	58.717	1.666	74.06	15:09:33.378
14 -	58.083	1.032	74.86	15:10:31.461

MSVR Festival of Porsche - Brands Hatch - 3rd September 2023

Woods Foodservice Boxster Cup

RACE 4 - LAP ANALYSIS

DIFF = Difference To Personal Best Lap

15 -	58.225	1.174	74.68	15:11:29.686
16 -	57.605	0.554	75.49	15:12:27.291
17 -	58.817	1.766	73.93	15:13:26.108
18 -	57.543	0.492	75.57	15:14:23.651
19 -	57.388 (2)	0.337	75.77	15:15:21.039
20 -	59.059	2.008	73.63	15:16:20.098
21 -	57.051 (1)		76.22	15:17:17.149
22 -	57.464	0.413	75.67	15:18:14.613
23 -	59.275	2.224	73.36	15:19:13.888
24 -	57.448 (3)	0.397	75.69	15:20:11.336
25 -	1:14.566	17.515	58.31	15:21:25.902
26 -	57.670	0.619	75.40	15:22:23.572

P10 24 Sarah WOOD

LAP	LAP TIME	DIFF	MPH	TIME OF DAY
1 -	1:20.375	19.875	54.10	14:57:36.807
2 -	1:03.026	2.526	68.99	14:58:39.833
3 -	1:02.574	2.074	69.49	14:59:42.407
4 -	1:03.105	2.605	68.91	15:00:45.512
5 -	1:03.603	3.103	68.37	15:01:49.115
6 -	1:04.177	3.677	67.75	15:02:53.292
7 -	1:01.702	1.202	70.47	15:03:54.994
8 -	1:01.707	1.207	70.47	15:04:56.701
9 -	1:02.198	1.698	69.91	15:05:58.899
10 -	1:04.581	4.081	67.33	15:07:03.480
11 -	1:03.415	2.915	68.57	15:08:06.895
12 -	1:02.440	1.940	69.64	15:09:09.335
13 -	1:02.153	1.653	69.96	15:10:11.488
14 -	1:03.035	2.535	68.98	15:11:14.523
15 -	1:00.899 (3)	0.399	71.40	15:12:15.422
16 -	1:00.500 (1)		71.87	15:13:15.922
17 -	1:02.549	2.049	69.52	15:14:18.471
18 -	1:01.792	1.292	70.37	15:15:20.263
19 -	1:03.546	3.046	68.43	15:16:23.809
20 -	1:01.931	1.431	70.21	15:17:25.740
21 -	1:02.184	1.684	69.93	15:18:27.924
22 -	1:00.549 (2)	0.049	71.81	15:19:28.473
23 -	1:01.038	0.538	71.24	15:20:29.511
24 -	1:02.150	1.650	69.96	15:21:31.661
25 -	1:01.064	0.564	71.21	15:22:32.725

P11 125 Craig HORVATH

LAP	LAP TIME	DIFF	MPH	TIME OF DAY
1 -	1:25.060	24.228	51.12	14:57:41.492
2 -	1:05.826	4.994	66.06	14:58:47.318
3 -	1:06.767	5.935	65.13	14:59:54.085
4 -	1:02.907	2.075	69.12	15:00:56.992
5 -	1:03.234	2.402	68.77	15:02:00.226
6 -	1:03.008	2.176	69.01	15:03:03.234
7 -	1:02.421	1.589	69.66	15:04:05.655
8 -	1:03.040	2.208	68.98	15:05:08.695
9 -	1:05.345	4.513	66.54	15:06:14.040
10 -	1:02.264	1.432	69.84	15:07:16.304
11 -	1:02.559	1.727	69.51	15:08:18.863
12 -	1:02.624	1.792	69.43	15:09:21.487
13 -	1:01.262 (2)	0.430	70.98	15:10:22.749
14 -	1:01.880	1.048	70.27	15:11:24.629
15 -	1:01.988	1.156	70.15	15:12:26.617
16 -	1:03.992	3.160	67.95	15:13:30.609
17 -	1:01.511	0.679	70.69	15:14:32.120
18 -	1:04.347	3.515	67.58	15:15:36.467
19 -	1:02.101	1.269	70.02	15:16:38.568
20 -	1:00.832 (1)		71.48	15:17:39.400
21 -	1:03.541	2.709	68.43	15:18:42.941

DIFF = Difference To Personal Best Lap

22 -	1:01.476 (3)	0.644	70.73	15:19:44.417
23 -	1:02.040	1.208	70.09	15:20:46.457
24 -	1:02.399	1.567	69.69	15:21:48.856
25 -	1:02.341	1.509	69.75	15:22:51.197

P12 90 Sarah THOMSON

LAP	LAP TIME	DIFF	MPH	TIME OF DAY
1 -	1:09.339	11.072	62.71	14:57:25.771
2 -	1:01.353	3.086	70.87	14:58:27.124
3 -	1:00.570	2.303	71.79	14:59:27.694
4 -	1:02.995	4.728	69.03	15:00:30.689
5 -	1:34.438 P	36.171	46.04	15:02:05.127
6 -	1:01.350	3.083	70.88	15:03:06.477
7 -	59.334	1.067	73.29	15:04:05.811
8 -	58.384 (2)	0.117	74.48	15:05:04.195
9 -	58.785	0.518	73.97	15:06:02.980
10 -	58.267 (1)		74.63	15:07:01.247
11 -	2:06.851 P	1:08.584	34.28	15:09:08.098
12 -	1:03.947	5.680	68.00	15:10:12.045
13 -	1:01.471	3.204	70.74	15:11:13.516
14 -	58.843	0.576	73.90	15:12:12.359
15 -	58.764 (3)	0.497	74.00	15:13:11.123
16 -	59.125	0.858	73.54	15:14:10.248
17 -	59.178	0.911	73.48	15:15:09.426
18 -	59.409	1.142	73.19	15:16:08.835
19 -	59.354	1.087	73.26	15:17:08.189
20 -	59.871	1.604	72.63	15:18:08.060
21 -	1:00.183	1.916	72.25	15:19:08.243
22 -	59.137	0.870	73.53	15:20:07.380
23 -	59.676	1.409	72.87	15:21:07.056
24 -	59.972	1.705	72.51	15:22:07.028

P13 23 Zoe KYLE-HENNEY

LAP	LAP TIME	DIFF	MPH	TIME OF DAY
1 -	5:01.386 P	4:03.656	14.42	15:01:17.818
2 -	1:03.588	5.858	68.38	15:02:21.406
3 -	1:00.794	3.064	71.53	15:03:22.200
4 -	1:00.688	2.958	71.65	15:04:22.888
5 -	1:00.133	2.403	72.31	15:05:23.021
6 -	59.140	1.410	73.53	15:06:22.161
7 -	58.929	1.199	73.79	15:07:21.090
8 -	58.590	0.860	74.22	15:08:19.680
9 -	1:01.206	3.476	71.04	15:09:20.886
10 -	58.403	0.673	74.45	15:10:19.289
11 -	58.498	0.768	74.33	15:11:17.787
12 -	58.072 (3)	0.342	74.88	15:12:15.859
13 -	1:00.392	2.662	72.00	15:13:16.251
14 -	1:02.527	4.797	69.54	15:14:18.778
15 -	1:01.335	3.605	70.89	15:15:20.113
16 -	58.093	0.363	74.85	15:16:18.206
17 -	57.730 (1)		75.32	15:17:15.936
18 -	58.000 (2)	0.270	74.97	15:18:13.936
19 -	1:01.440	3.710	70.77	15:19:15.376
20 -	1:02.164	4.434	69.95	15:20:17.540
21 -	58.948	1.218	73.77	15:21:16.488
22 -	58.092	0.362	74.85	15:22:14.580

P14 53 Wayne GREGORY

LAP	LAP TIME	DIFF	MPH	TIME OF DAY
1 -	1:05.980	9.751	65.90	14:57:22.412
2 -	1:01.304	5.075	70.93	14:58:23.716
3 -	1:00.409	4.180	71.98	14:59:24.125
4 -	59.612	3.383	72.94	15:00:23.737

MSVR Festival of Porsche - Brands Hatch - 3rd September 2023

Woods Foodservice Boxster Cup

RACE 4 - LAP ANALYSIS

DIFF = Difference To Personal Best Lap

5 -	57.691	1.462	75.37	15:01:21.428
6 -	58.679	2.450	74.10	15:02:20.107
7 -	58.334	2.105	74.54	15:03:18.441
8 -	56.733	0.504	76.65	15:04:15.174
9 -	56.534	0.305	76.92	15:05:11.708
10 -	57.379	1.150	75.78	15:06:09.087
11 -	56.515	0.286	76.94	15:07:05.602
12 -	56.720	0.491	76.66	15:08:02.322
13 -	56.490	0.261	76.98	15:08:58.812
14 -	56.298 (2)	0.069	77.24	15:09:55.110
15 -	56.325	0.096	77.20	15:10:51.435
16 -	56.518	0.289	76.94	15:11:47.953
17 -	56.339	0.110	77.18	15:12:44.292
18 -	56.301 (3)	0.072	77.23	15:13:40.593
19 -	56.229 (1)		77.33	15:14:36.822
20 -	56.950	0.721	76.35	15:15:33.772
21 -	56.485	0.256	76.98	15:16:30.257
22 -	56.593	0.364	76.83	15:17:26.850
23 -	57.364	1.135	75.80	15:18:24.214
24 -	56.470	0.241	77.00	15:19:20.684
25 -	56.445	0.216	77.04	15:20:17.129

P15 8 Will TOON

LAP	LAP TIME	DIFF	MPH	TIME OF DAY
1 -	1:13.743	15.213	58.96	14:57:30.175
2 -	1:40.837	42.307	43.12	14:59:11.012
3 -	1:03.771	5.241	68.19	15:00:14.783
4 -	1:01.472	2.942	70.74	15:01:16.255
5 -	1:03.273	4.743	68.72	15:02:19.528
6 -	1:01.370	2.840	70.85	15:03:20.898
7 -	1:01.130	2.600	71.13	15:04:22.028
8 -	59.248 (2)	0.718	73.39	15:05:21.276
9 -	1:00.031 (3)	1.501	72.43	15:06:21.307
10 -	58.530 (1)		74.29	15:07:19.837

P16 66 Vikram SUDERA

LAP	LAP TIME	DIFF	MPH	TIME OF DAY
1 -	2:53.011 P		25.13	14:59:09.443
2 -	1:33.252		46.63	15:00:42.695

MSVR Festival of Porsche - Brands Hatch - 3rd September 2023

Woods Foodservice Boxster Cup

RACE 4 - STATISTICS

Competitors Started	16
Planned Start	2023-09-03 @ 14:55:00.000
Actual Start	2023-09-03 @ 14:56:16.431
Finish Time	2023-09-03 @ 15:22:00.013
Track Length	1.2079mi.
Total Laps	374
Total Distance Covered	451.7716mi.

Session Fastest Lap History

NO	NAME	LAP TIME	TIME OF DAY	LAP	VEHICLE
21	Jonathan LOVELL	1:01.800	14:57:18.239	1	Porsche Boxster S
46	Matt GOUGH	1:00.536	14:58:21.776	2	Porsche Boxster S
55	Scot ADAMS	1:00.388	14:58:24.610	2	Porsche Boxster S
21	Jonathan LOVELL	58.627	14:59:19.434	3	Porsche Boxster S
21	Jonathan LOVELL	57.934	15:01:16.075	5	Porsche Boxster S
46	Matt GOUGH	57.877	15:01:18.201	5	Porsche Boxster S
6	Mike THOMPSON	57.662	15:01:19.993	5	Porsche Boxster S
21	Jonathan LOVELL	57.093	15:02:13.168	6	Porsche Boxster S
6	Mike THOMPSON	56.799	15:03:14.661	7	Porsche Boxster S
21	Jonathan LOVELL	56.741	15:04:07.325	8	Porsche Boxster S
53	Wayne GREGORY	56.733	15:04:15.186	8	Porsche Boxster S
20	Faye NOBLE-EVANS	56.524	15:05:10.993	9	Porsche Boxster S
55	Scot ADAMS	56.393	15:05:12.444	9	Porsche Boxster S
20	Faye NOBLE-EVANS	56.374	15:07:04.550	11	Porsche Boxster S
6	Mike THOMPSON	56.158	15:08:55.857	13	Porsche Boxster S
20	Faye NOBLE-EVANS	56.150	15:09:54.479	14	Porsche Boxster S
6	Mike THOMPSON	56.096	15:11:44.837	16	Porsche Boxster S
46	Matt GOUGH	56.024	15:11:46.021	16	Porsche Boxster S
20	Faye NOBLE-EVANS	56.004	15:11:46.828	16	Porsche Boxster S
6	Mike THOMPSON	55.989	15:12:40.825	17	Porsche Boxster S
21	Jonathan LOVELL	55.926	15:15:25.215	20	Porsche Boxster S

Session Leader History

NO	NAME	FROM LAP	LAPS LED	DISTANCE	VEHICLE
21	Jonathan LOVELL	1	27	32.61 miles	Porsche Boxster S

Flag History

TYPE	TIME OF DAY
GREEN	14:56:16.431
FINISH	15:22:00.013


Flag Statistics

TYPE	COUNT	TOTAL LAPS	TOTAL TIME
Green	1	27	26:41.778
Red	0	0	0.000
Safety Car	0	0	0.000
FCY	0	0	0.000

MSVR Festival of Porsche - Brands Hatch - 3rd September 2023

Woods Foodservice Boxster Cup

RACE 7 - GRID (20 minutes)

ROW 5	9	20	Faye NOBLE-EVANS	10	28	Phil GRAHAM	
ROW 4		7	81	Perry DARLING	8	38	Eric BRIDGES
ROW 3	5	46	Ashley WHITE	6	90	Sarah THOMSON	
ROW 2		3	66	Vikram SUDERA	4	55	Scot ADAMS
ROW 1	1	21	Jonathan LOVELL	2	6	Mike THOMPSON	
Pole							
							

Grid set from Oulton Park meeting per second fastest qualifying time

Brands Hatch Indy: 1.2079 miles

These results are provisional until the conclusion of any judicial and technical matters.

Clerk Of Course : Luke Caudle

Stewards :

Timekeeper : Stewart Burr

MSVR Festival of Porsche - Brands Hatch - 3rd September 2023

Woods Foodservice Boxster Cup

RACE 7 - CLASSIFICATION

POS	NO	NAME	ENTRY	LAPS	TIME	GAP	DIFF	MPH	BEST	ON
1	21	Jonathan LOVELL	Porsche Boxster S	22	20:44.423			76.87	55.985	8
2	6	Mike THOMPSON	Porsche Boxster S	22	20:55.002	10.579	10.579	76.23	56.011	7
3	55	Scot ADAMS	Porsche Boxster S	22	21:03.915	19.492	8.913	75.69	56.823	16
4	81	Perry DARLING	Porsche Boxster S	22	21:05.781	21.358	1.866	75.58	56.379	15
5	46	Ashley WHITE	Porsche Boxster S	22	21:12.651	28.228	6.870	75.17	56.867	15
6	20	Faye NOBLE-EVANS	Porsche Boxster S	22	21:12.862	28.439	0.211	75.16	56.755	15
7	90	Sarah THOMSON	Porsche Boxster S	22	21:28.110	43.687	15.248	74.27	57.523	15
8	38	Eric BRIDGES	Porsche Boxster S	22	21:28.550	44.127	0.440	74.24	57.328	17
9	28	Phil GRAHAM	Porsche Boxster S	20	21:10.915	2 Laps	2 Laps	68.43	1:01.760	18

NOT STARTED

NS 66 Vikram SUDERA Porsche Boxster S

FASTEST LAP

21 Jonathan LOVELL Porsche Boxster S 8 55.985 77.67 mph 125.00 kph

Weather / Track : Bright / Dry

These results are provisional until the conclusion of any judicial and technical matters.

Race Distance: 22 Laps / 26.57 miles

Brands Hatch Indy: 1.2079 miles

Date: 03/09/2023 Start: 16:46 Finish: 17:07

Clerk Of Course : Luke Caudle

Stewards :

Timekeeper : Stewart Burr

MSVR Festival of Porsche - Brands Hatch - 3rd September 2023

Woods Foodservice Boxster Cup

RACE 7 - LAP CHART

LAP 1 @ 16:47:21.984			LAP 2 @ 16:48:18.021			LAP 3 @ 16:49:14.627			LAP 4 @ 16:50:10.953			LAP 5 @ 16:51:07.025		
NO	BEHIND	LAP TIME	NO	BEHIND	LAP TIME	NO	BEHIND	LAP TIME	NO	BEHIND	LAP TIME	NO	BEHIND	LAP TIME
21		1:01.225	21		56.037	21		56.606	21		56.326	21		56.072
6	0.517	1:01.742	6	1.295	56.815	6	1.528	56.839	6	1.287	56.085	6	1.550	56.335
55	1.771	1:02.996	55	3.038	57.304	55	3.691	57.259	55	4.729	57.364	55	5.748	57.091
46	2.884	1:04.109	46	4.775	57.928	46	6.017	57.848	46	7.344	57.653	46	8.477	57.205
81	3.032	1:04.257	81	5.281	58.286	81	6.495	57.820	81	7.763	57.594	81	8.921	57.230
20	3.550	1:04.775	20	6.051	58.538	20	7.263	57.818	20	8.508	57.571	20	10.059	57.623
90	4.773	1:05.998	90	7.935	59.199	90	9.999	58.670	90	12.738	59.065	90	15.475	58.809
38	5.262	1:06.487	38	8.674	59.449	38	11.007	58.939	38	13.629	58.948	38	16.375	58.818
28	10.382	1:11.607	28	17.395	1:03.050	28	23.526	1:02.737	28	30.478	1:03.278	28	37.201	1:02.795

MSVR Festival of Porsche - Brands Hatch - 3rd September 2023

Woods Foodservice Boxster Cup

RACE 7 - LAP CHART

LAP 6 @ 16:52:03.186			LAP 7 @ 16:52:59.222			LAP 8 @ 16:53:55.207			LAP 9 @ 16:54:51.613			LAP 10 @ 16:55:47.964		
NO	BEHIND	LAP TIME	NO	BEHIND	LAP TIME	NO	BEHIND	LAP TIME	NO	BEHIND	LAP TIME	NO	BEHIND	LAP TIME
21		56.161	21		56.036	21		55.985	21		56.406	21		56.351
6	1.796	56.407	6	1.771	56.011	6	1.952	56.166	6	2.013	56.467	6	1.930	56.268
55	6.565	56.978	55	7.764	57.235	55	8.947	57.168	28	1 Lap	1:03.612	28	1 Lap	1:03.351
46	9.932	57.616	46	11.392	57.496	46	12.879	57.472	55	9.655	57.114	55	10.523	57.219
81	10.465	57.705	81	11.796	57.367	81	13.055	57.244	46	14.379	57.906	46	15.311	57.283
20	11.890	57.992	20	13.092	57.238	20	14.542	57.435	81	14.633	57.984	81	15.712	57.430
90	18.078	58.764	90	20.502	58.460	90	22.739	58.222	20	15.102	56.966	20	16.372	57.621
38	18.954	58.740	38	21.673	58.755	38	23.734	58.046	90	24.190	57.857	90	26.098	58.259
28	44.102	1:03.062	28	50.924	1:02.858				38	25.022	57.694	38	26.851	58.180

MSVR Festival of Porsche - Brands Hatch - 3rd September 2023

Woods Foodservice Boxster Cup

RACE 7 - LAP CHART

LAP 11 @ 16:56:44.087			LAP 12 @ 16:57:40.402			LAP 13 @ 16:58:36.692			LAP 14 @ 16:59:33.138			LAP 15 @ 17:00:29.454		
NO	BEHIND	LAP TIME	NO	BEHIND	LAP TIME	NO	BEHIND	LAP TIME	NO	BEHIND	LAP TIME	NO	BEHIND	LAP TIME
21		56.123	21		56.315	21		56.290	21		56.446	21		56.316
6	2.142	56.335	6	2.365	56.538	6	3.007	56.932	6	3.763	57.202	6	4.406	56.959
55	12.064	57.664	55	12.745	56.996	55	13.881	57.426	55	14.548	57.113	55	15.561	57.329
46	16.555	57.367	46	17.859	57.619	46	19.691	58.122	81	20.285	56.907	81	20.348	56.379
81	17.069	57.480	81	18.068	57.314	81	19.824	58.046	46	20.894	57.649	46	21.445	56.867
28	1 Lap	1:04.283	20	18.767	57.388	20	21.017	58.540	20	21.658	57.087	20	22.097	56.755
20	17.694	57.445	28	1 Lap	1:03.521	28	1 Lap	1:02.806	90	34.049	58.100	90	35.256	57.523
90	27.920	57.945	90	30.469	58.864	90	32.395	58.216	38	34.925	58.391	38	36.415	57.806
38	28.832	58.104	38	30.630	58.113	38	32.980	58.640	28	1 Lap	1:03.845	28	1 Lap	1:03.268

MSVR Festival of Porsche - Brands Hatch - 3rd September 2023

Woods Foodservice Boxster Cup

RACE 7 - LAP CHART

LAP 16 @ 17:01:25.809			LAP 17 @ 17:02:22.145			LAP 18 @ 17:03:18.779			LAP 19 @ 17:04:15.407			LAP 20 @ 17:05:11.835		
NO	BEHIND	LAP TIME	NO	BEHIND	LAP TIME	NO	BEHIND	LAP TIME	NO	BEHIND	LAP TIME	NO	BEHIND	LAP TIME
21		56.355	21		56.336	21		56.634	21		56.628	21		56.428
6	4.656	56.605	6	5.392	57.072	28	2 Laps	1:02.895	6	6.266	57.374	6	6.813	56.975
55	16.029	56.823	55	16.621	56.928	6	5.520	56.762	28	2 Laps	1:03.186	28	2 Laps	1:01.760
81	20.406	56.413	81	20.514	56.444	55	16.847	56.860	55	17.375	57.156	55	18.332	57.385
46	22.708	57.618	46	23.718	57.346	81	20.612	56.732	81	20.927	56.943	81	21.340	56.841
20	22.953	57.211	20	24.210	57.593	46	24.575	57.491	46	25.694	57.747	46	26.686	57.420
90	36.777	57.876	90	38.120	57.679	20	25.215	57.639	20	25.907	57.320	20	27.125	57.646
38	37.721	57.661	38	38.713	57.328	90	39.032	57.546	90	40.119	57.715	90	41.271	57.580
28	1 Lap	1:03.511				38	39.739	57.660	38	40.725	57.614	38	42.001	57.704

MSVR Festival of Porsche - Brands Hatch - 3rd September 2023

Woods Foodservice Boxster Cup

RACE 7 - LAP CHART

LAP 21 @ 17:06:08.491			LAP 22 @ 17:07:05.182		
NO	BEHIND	LAP TIME	NO	BEHIND	LAP TIME
21		56.656	21		56.691
6	7.398	57.241	6	10.579	59.872
55	19.154	57.478	55	19.492	57.029
81	21.191	56.507	81	21.358	56.858
28	2 Laps	1:03.711	28	2 Laps	1:01.779
46	27.604	57.574	46	28.228	57.315
20	27.841	57.372	20	28.439	57.289
90	42.582	57.967	90	43.687	57.796
38	43.147	57.802	38	44.127	57.671

MSVR Festival of Porsche - Brands Hatch - 3rd September 2023

Woods Foodservice Boxster Cup

RACE 7 - POSITION CHART

No	Name	Lap																						
		Pos	1	2	3	4	5	6	7	8	9	10	11	12	13	14	15	16	17	18	19	20	21	22
21	LOVELL	1	21	21	21	21	21	21	21	21	21	21	21	21	21	21	21	21	21	21	21	21	21	21
6	THOMPSON	2	6	6	6	6	6	6	6	6	6	6	6	6	6	6	6	6	6	6	6	6	6	6
66	SUDERA	3	55	55	55	55	55	55	55	55	55	55	55	55	55	55	55	55	55	55	55	55	55	55
55	ADAMS	4	46	46	46	46	46	46	46	46	46	46	46	46	46	81	81	81	81	81	81	81	81	81
46	WHITE	5	81	81	81	81	81	81	81	81	81	81	81	81	81	46	46	46	46	46	46	46	46	46
90	THOMSON	6	20	20	20	20	20	20	20	20	20	20	20	20	20	20	20	20	20	20	20	20	20	20
81	DARLING	7	90	90	90	90	90	90	90	90	90	90	90	90	90	90	90	90	90	90	90	90	90	90
38	BRIDGES	8	38	38	38	38	38	38	38	38	38	38	38	38	38	38	38	38	38	38	38	38	38	38
20	NOBLE-EVANS	9	28	28	28	28	28	28	28	28	28	28	28	28	28	28	28	28	28	28	28	28	28	28
28	GRAHAM	10																						

MSVR Festival of Porsche - Brands Hatch - 3rd September 2023

Woods Foodservice Boxster Cup

RACE 7 - LAP ANALYSIS

DIFF = Difference To Personal Best Lap

P1 21 Jonathan LOVELL				
LAP	LAP TIME	DIFF	MPH	TIME OF DAY
1 -	1:01.225	5.240	71.02	16:47:21.984
2 -	56.037 (3)	0.052	77.60	16:48:18.021
3 -	56.606	0.621	76.82	16:49:14.627
4 -	56.326	0.341	77.20	16:50:10.953
5 -	56.072	0.087	77.55	16:51:07.025
6 -	56.161	0.176	77.43	16:52:03.186
7 -	56.036 (2)	0.051	77.60	16:52:59.222
8 -	55.985 (1)		77.67	16:53:55.207
9 -	56.406	0.421	77.09	16:54:51.613
10 -	56.351	0.366	77.16	16:55:47.964
11 -	56.123	0.138	77.48	16:56:44.087
12 -	56.315	0.330	77.21	16:57:40.402
13 -	56.290	0.305	77.25	16:58:36.692
14 -	56.446	0.461	77.04	16:59:33.138
15 -	56.316	0.331	77.21	17:00:29.454
16 -	56.355	0.370	77.16	17:01:25.809
17 -	56.336	0.351	77.19	17:02:22.145
18 -	56.634	0.649	76.78	17:03:18.779
19 -	56.628	0.643	76.79	17:04:15.407
20 -	56.428	0.443	77.06	17:05:11.835
21 -	56.656	0.671	76.75	17:06:08.491
22 -	56.691	0.706	76.70	17:07:05.182

P2 6 Mike THOMPSON				
LAP	LAP TIME	DIFF	MPH	TIME OF DAY
1 -	1:01.742	5.731	70.43	16:47:22.501
2 -	56.815	0.804	76.53	16:48:19.316
3 -	56.839	0.828	76.50	16:49:16.155
4 -	56.085 (2)	0.074	77.53	16:50:12.240
5 -	56.335	0.324	77.19	16:51:08.575
6 -	56.407	0.396	77.09	16:52:04.982
7 -	56.011 (1)		77.63	16:53:00.993
8 -	56.166 (3)	0.155	77.42	16:53:57.159
9 -	56.467	0.456	77.01	16:54:53.626
10 -	56.268	0.257	77.28	16:55:49.894
11 -	56.335	0.324	77.19	16:56:46.229
12 -	56.538	0.527	76.91	16:57:42.767
13 -	56.932	0.921	76.38	16:58:39.699
14 -	57.202	1.191	76.02	16:59:36.901
15 -	56.959	0.948	76.34	17:00:33.860
16 -	56.605	0.594	76.82	17:01:30.465
17 -	57.072	1.061	76.19	17:02:27.537
18 -	56.762	0.751	76.61	17:03:24.299
19 -	57.374	1.363	75.79	17:04:21.673
20 -	56.975	0.964	76.32	17:05:18.648
21 -	57.241	1.230	75.97	17:06:15.889
22 -	59.872	3.861	72.63	17:07:15.761

P3 55 Scot ADAMS				
LAP	LAP TIME	DIFF	MPH	TIME OF DAY
1 -	1:02.996	6.173	69.02	16:47:23.755
2 -	57.304	0.481	75.88	16:48:21.059
3 -	57.259	0.436	75.94	16:49:18.318
4 -	57.364	0.541	75.80	16:50:15.682
5 -	57.091	0.268	76.16	16:51:12.773
6 -	56.978	0.155	76.32	16:52:09.751
7 -	57.235	0.412	75.97	16:53:06.986
8 -	57.168	0.345	76.06	16:54:04.154
9 -	57.114	0.291	76.13	16:55:01.268
10 -	57.219	0.396	75.99	16:55:58.487
11 -	57.664	0.841	75.41	16:56:56.151

DIFF = Difference To Personal Best Lap

12 -	56.996	0.173	76.29	16:57:53.147
13 -	57.426	0.603	75.72	16:58:50.573
14 -	57.113	0.290	76.14	16:59:47.686
15 -	57.329	0.506	75.85	17:00:45.015
16 -	56.823 (1)		76.52	17:01:41.838
17 -	56.928 (3)	0.105	76.38	17:02:38.766
18 -	56.860 (2)	0.037	76.47	17:03:35.626
19 -	57.156	0.333	76.08	17:04:32.782
20 -	57.385	0.562	75.77	17:05:30.167
21 -	57.478	0.655	75.65	17:06:27.645
22 -	57.029	0.206	76.25	17:07:24.674

P4 81 Perry DARLING				
LAP	LAP TIME	DIFF	MPH	TIME OF DAY
1 -	1:04.257	7.878	67.67	16:47:25.016
2 -	58.286	1.907	74.60	16:48:23.302
3 -	57.820	1.441	75.20	16:49:21.122
4 -	57.594	1.215	75.50	16:50:18.716
5 -	57.230	0.851	75.98	16:51:15.946
6 -	57.705	1.326	75.35	16:52:13.651
7 -	57.367	0.988	75.80	16:53:11.018
8 -	57.244	0.865	75.96	16:54:08.262
9 -	57.984	1.605	74.99	16:55:06.246
10 -	57.430	1.051	75.72	16:56:03.676
11 -	57.480	1.101	75.65	16:57:01.156
12 -	57.314	0.935	75.87	16:57:58.470
13 -	58.046	1.667	74.91	16:58:56.516
14 -	56.907	0.528	76.41	16:59:53.423
15 -	56.379 (1)		77.13	17:00:49.802
16 -	56.413 (2)	0.034	77.08	17:01:46.215
17 -	56.444 (3)	0.065	77.04	17:02:42.659
18 -	56.732	0.353	76.65	17:03:39.391
19 -	56.943	0.564	76.36	17:04:36.334
20 -	56.841	0.462	76.50	17:05:33.175
21 -	56.507	0.128	76.95	17:06:29.682
22 -	56.858	0.479	76.48	17:07:26.540

P5 46 Ashley WHITE				
LAP	LAP TIME	DIFF	MPH	TIME OF DAY
1 -	1:04.109	7.242	67.83	16:47:24.868
2 -	57.928	1.061	75.06	16:48:22.796
3 -	57.848	0.981	75.17	16:49:20.644
4 -	57.653	0.786	75.42	16:50:18.297
5 -	57.205 (2)	0.338	76.01	16:51:15.502
6 -	57.616	0.749	75.47	16:52:13.118
7 -	57.496	0.629	75.63	16:53:10.614
8 -	57.472	0.605	75.66	16:54:08.086
9 -	57.906	1.039	75.09	16:55:05.992
10 -	57.283 (3)	0.416	75.91	16:56:03.275
11 -	57.367	0.500	75.80	16:57:00.642
12 -	57.619	0.752	75.47	16:57:58.261
13 -	58.122	1.255	74.81	16:58:56.383
14 -	57.649	0.782	75.43	16:59:54.032
15 -	56.867 (1)		76.46	17:00:50.899
16 -	57.618	0.751	75.47	17:01:48.517
17 -	57.346	0.479	75.83	17:02:45.863
18 -	57.491	0.624	75.63	17:03:43.354
19 -	57.747	0.880	75.30	17:04:41.101
20 -	57.420	0.553	75.73	17:05:38.521
21 -	57.574	0.707	75.53	17:06:36.095
22 -	57.315	0.448	75.87	17:07:33.410

MSVR Festival of Porsche - Brands Hatch - 3rd September 2023

Woods Foodservice Boxster Cup

RACE 7 - LAP ANALYSIS

DIFF = Difference To Personal Best Lap

P6 20 Faye NOBLE-EVANS				
LAP	LAP TIME	DIFF	MPH	TIME OF DAY
1 -	1:04.775	8.020	67.13	16:47:25.534
2 -	58.538	1.783	74.28	16:48:24.072
3 -	57.818	1.063	75.21	16:49:21.890
4 -	57.571	0.816	75.53	16:50:19.461
5 -	57.623	0.868	75.46	16:51:17.084
6 -	57.992	1.237	74.98	16:52:15.076
7 -	57.238	0.483	75.97	16:53:12.314
8 -	57.435	0.680	75.71	16:54:09.749
9 -	56.966 (2)	0.211	76.33	16:55:06.715
10 -	57.621	0.866	75.46	16:56:04.336
11 -	57.445	0.690	75.70	16:57:01.781
12 -	57.388	0.633	75.77	16:57:59.169
13 -	58.540	1.785	74.28	16:58:57.709
14 -	57.087 (3)	0.332	76.17	16:59:54.796
15 -	56.755 (1)		76.62	17:00:51.551
16 -	57.211	0.456	76.00	17:01:48.762
17 -	57.593	0.838	75.50	17:02:46.355
18 -	57.639	0.884	75.44	17:03:43.994
19 -	57.320	0.565	75.86	17:04:41.314
20 -	57.646	0.891	75.43	17:05:38.960
21 -	57.372	0.617	75.79	17:06:36.332
22 -	57.289	0.534	75.90	17:07:33.621

P7 90 Sarah THOMSON				
LAP	LAP TIME	DIFF	MPH	TIME OF DAY
1 -	1:05.998	8.475	65.88	16:47:26.757
2 -	59.199	1.676	73.45	16:48:25.956
3 -	58.670	1.147	74.11	16:49:24.626
4 -	59.065	1.542	73.62	16:50:23.691
5 -	58.809	1.286	73.94	16:51:22.500
6 -	58.764	1.241	74.00	16:52:21.264
7 -	58.460	0.937	74.38	16:53:19.724
8 -	58.222	0.699	74.69	16:54:17.946
9 -	57.857	0.334	75.16	16:55:15.803
10 -	58.259	0.736	74.64	16:56:14.062
11 -	57.945	0.422	75.04	16:57:12.007
12 -	58.864	1.341	73.87	16:58:10.871
13 -	58.216	0.693	74.69	16:59:09.087
14 -	58.100	0.577	74.84	17:00:07.187
15 -	57.523 (1)		75.59	17:01:04.710
16 -	57.876	0.353	75.13	17:02:02.586
17 -	57.679	0.156	75.39	17:03:00.265
18 -	57.546 (2)	0.023	75.56	17:03:57.811
19 -	57.715	0.192	75.34	17:04:55.526
20 -	57.580 (3)	0.057	75.52	17:05:53.106
21 -	57.967	0.444	75.01	17:06:51.073
22 -	57.796	0.273	75.24	17:07:48.869

P8 38 Eric BRIDGES				
LAP	LAP TIME	DIFF	MPH	TIME OF DAY
1 -	1:06.487	9.159	65.40	16:47:27.246
2 -	59.449	2.121	73.14	16:48:26.695
3 -	58.939	1.611	73.78	16:49:25.634
4 -	58.948	1.620	73.77	16:50:24.582
5 -	58.818	1.490	73.93	16:51:23.400
6 -	58.740	1.412	74.03	16:52:22.140
7 -	58.755	1.427	74.01	16:53:20.895
8 -	58.046	0.718	74.91	16:54:18.941
9 -	57.694	0.366	75.37	16:55:16.635
10 -	58.180	0.852	74.74	16:56:14.815
11 -	58.104	0.776	74.84	16:57:12.919

DIFF = Difference To Personal Best Lap

12 -	58.113	0.785	74.83	16:58:11.032
13 -	58.640	1.312	74.15	16:59:09.672
14 -	58.391	1.063	74.47	17:00:08.063
15 -	57.806	0.478	75.22	17:01:05.869
16 -	57.661	0.333	75.41	17:02:03.530
17 -	57.328 (1)		75.85	17:03:00.858
18 -	57.660 (3)	0.332	75.41	17:03:58.518
19 -	57.614 (2)	0.286	75.47	17:04:56.132
20 -	57.704	0.376	75.36	17:05:53.836
21 -	57.802	0.474	75.23	17:06:51.638
22 -	57.671	0.343	75.40	17:07:49.309

P9 28 Phil GRAHAM				
LAP	LAP TIME	DIFF	MPH	TIME OF DAY
1 -	1:11.607	9.847	60.72	16:47:32.366
2 -	1:03.050	1.290	68.97	16:48:35.416
3 -	1:02.737 (3)	0.977	69.31	16:49:38.153
4 -	1:03.278	1.518	68.72	16:50:41.431
5 -	1:02.795	1.035	69.25	16:51:44.226
6 -	1:03.062	1.302	68.95	16:52:47.288
7 -	1:02.858	1.098	69.18	16:53:50.146
8 -	1:03.612	1.852	68.36	16:54:53.758
9 -	1:03.351	1.591	68.64	16:55:57.109
10 -	1:04.283	2.523	67.64	16:57:01.392
11 -	1:03.521	1.761	68.45	16:58:04.913
12 -	1:02.806	1.046	69.23	16:59:07.719
13 -	1:03.845	2.085	68.11	17:00:11.564
14 -	1:03.268	1.508	68.73	17:01:14.832
15 -	1:03.511	1.751	68.47	17:02:18.343
16 -	1:02.895	1.135	69.14	17:03:21.238
17 -	1:03.186	1.426	68.82	17:04:24.424
18 -	1:01.760 (1)		70.41	17:05:26.184
19 -	1:03.711	1.951	68.25	17:06:29.895
20 -	1:01.779 (2)	0.019	70.38	17:07:31.674

MSVR Festival of Porsche - Brands Hatch - 3rd September 2023

Woods Foodservice Boxster Cup

RACE 7 - STATISTICS

Competitors Started 9
Planned Start 2023-09-03 @ 16:55:00.000
Actual Start 2023-09-03 @ 16:46:20.759
Finish Time 2023-09-03 @ 17:07:03.520
Track Length 1.2079mi.
Total Laps 196
Total Distance Covered 236.7573mi.

Session Fastest Lap History

NO	NAME	LAP TIME	TIME OF DAY	LAP	VEHICLE
21	Jonathan LOVELL	1:01.225	16:47:21.991	1	Porsche Boxster S
21	Jonathan LOVELL	56.037	16:48:18.028	2	Porsche Boxster S
21	Jonathan LOVELL	56.036	16:52:59.229	7	Porsche Boxster S
6	Mike THOMPSON	56.011	16:53:01.008	7	Porsche Boxster S
21	Jonathan LOVELL	55.985	16:53:55.214	8	Porsche Boxster S

Session Leader History

NO	NAME	FROM LAP	LAPS LED	DISTANCE	VEHICLE
21	Jonathan LOVELL	1	22	26.57 miles	Porsche Boxster S

Flag History

TYPE	TIME OF DAY
GREEN	16:46:20.759
FINISH	17:07:03.520

Flag Statistics

TYPE	COUNT	TOTAL LAPS	TOTAL TIME
Green	1	22	21:39.200
Red	0	0	0.000
Safety Car	0	0	0.000
FCY	0	0	0.000