



Porsche Club

Motorsport



BOXSTER CUP



Snetterton 300

October 7th 2023

Results

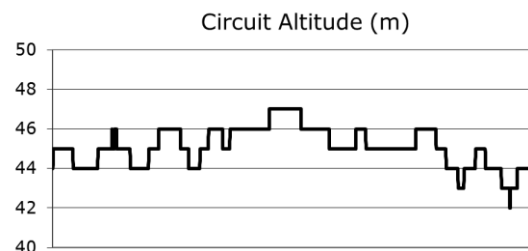
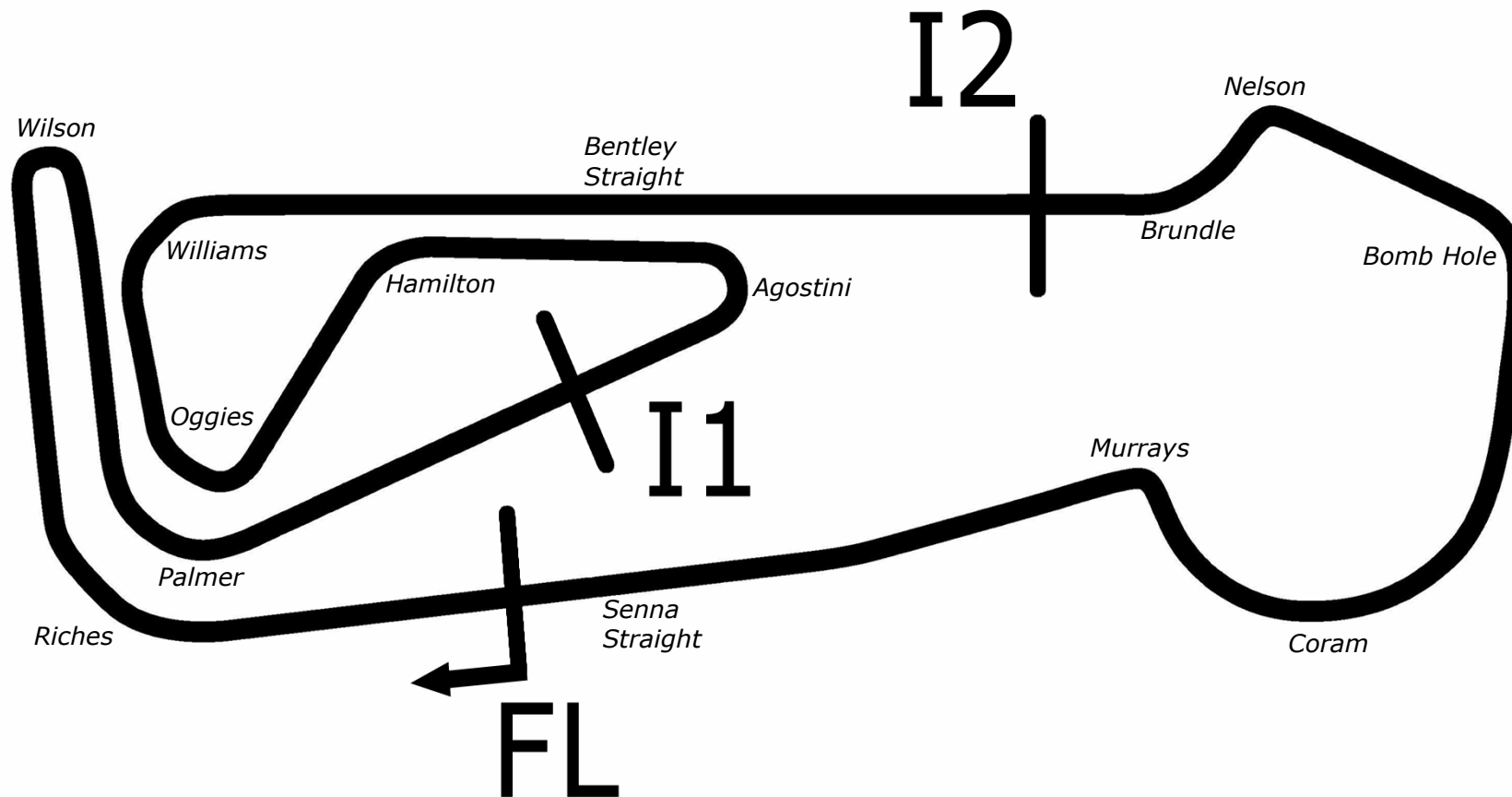


Snetterton 300



SPORTS TIMING

TIMING SOLUTIONS LTD



Length	2.9689 miles	4778.0 m	
FL		52.46340 N	0.94476 E
I1	1545m	52.46487 N	0.94466 E
I2	3198m	52.46617 N	0.94964 E
Pit Entry	4572m	52.46364 N	0.94774 E
Pit Exit	40m after FL	52.46338 N	0.94420 E
Pit Entry-Pit Exit 246m, 17.7s @50kph, 14.7s @60kph			

All results available at www.tsl-timing.com

Porsche Boxster Cup

QUALIFYING - RACE 5 - 2ND FASTEST CLASSIFICATION

POS	NO	NAME	ENTRY	TIME	ON	LAPS	GAP	DIFF	MPH
1	21	Jonathan LOVELL	Porsche Boxster S	2:14.736	8	9			79.32
2	6	Mike THOMPSON	Porsche Boxster S	2:15.792	8	9	1.056	1.056	78.70
3	20	Faye NOBLE-EVANS	Porsche Boxster S	2:17.025	6	9	2.289	1.233	78.00
4	53	Wayne GREGORY	Porsche Boxster S	2:17.288	9	9	2.552	0.263	77.85
5	33*	Jessica WILKINSON	Porsche Boxster S	2:18.011	8	9	3.275	0.723	77.44
6	81	Perry DARLING	Porsche Boxster S	2:19.213	5	8	4.477	1.202	76.77
7	90*	Sarah THOMSON	Porsche Boxster S	2:19.269	8	9	4.533	0.056	76.74
8	38	Eric BRIDGES	Porsche Boxster S	2:20.783	9	9	6.047	1.514	75.91
9	46	Ashley WHITE	Porsche Boxster S	2:21.030	8	8	6.294	0.247	75.78
10	125	Craig HORVATH	Porsche Boxster S	2:23.769	7	9	9.033	2.739	74.34
11	51	Tony LEVY	Porsche Boxster S	2:25.060	4	8	10.324	1.291	73.68
12	24*	Sarah WOOD	Porsche Boxster S	2:30.786	7	8	16.050	5.726	70.88
13	28	Phil GRAHAM	Porsche Boxster S	2:34.223	6	8	19.487	3.437	69.30
14	8	Will TOON	Porsche Boxster S	2:45.316	3	3	30.580	11.093	64.65

*Cars 24 & 33 - transponder battery low, please charge.

No. 90 - 1 Lap time disallowed; exceeding track limits.

Weather / Track : Bright / Dry

These results are provisional until the conclusion of any judicial and technical matters.

Snetterton 300: 2.9689 miles

Date: 07/10/2023 Start: 09:00 Finish: 09:20

Clerk Of Course : Andy Stevens

Stewards :

Timekeeper : Nick Palmer

Porsche Boxster Cup

QUALIFYING - RACE 1 - CLASSIFICATION

POS	NO	NAME	ENTRY	TIME	ON	LAPS	GAP	DIFF	MPH
1	21	Jonathan LOVELL	Porsche Boxster S	2:13.941	6	9			79.79
2	6	Mike THOMPSON	Porsche Boxster S	2:15.500	9	9	1.559	1.559	78.87
3	90*	Sarah THOMSON	Porsche Boxster S	2:16.616	9	9	2.675	1.116	78.23
4	20	Faye NOBLE-EVANS	Porsche Boxster S	2:16.753	7	9	2.812	0.137	78.15
5	53	Wayne GREGORY	Porsche Boxster S	2:17.256	8	9	3.315	0.503	77.86
6	33*	Jessica WILKINSON	Porsche Boxster S	2:17.396	9	9	3.455	0.140	77.79
7	81	Perry DARLING	Porsche Boxster S	2:19.153	8	8	5.212	1.757	76.80
8	38	Eric BRIDGES	Porsche Boxster S	2:20.188	8	9	6.247	1.035	76.24
9	46	Ashley WHITE	Porsche Boxster S	2:20.195	4	8	6.254	0.007	76.23
10	125	Craig HORVATH	Porsche Boxster S	2:22.901	6	9	8.960	2.706	74.79
11	51	Tony LEVY	Porsche Boxster S	2:23.036	7	8	9.095	0.135	74.72
12	24*	Sarah WOOD	Porsche Boxster S	2:29.609	8	8	15.668	6.573	71.44
13	8	Will TOON	Porsche Boxster S	2:30.543	2	3	16.602	0.934	70.99
14	28	Phil GRAHAM	Porsche Boxster S	2:33.564	7	8	19.623	3.021	69.60

*Cars 24 & 33 - transponder battery low, please charge.

No. 90 - 1 Lap time disallowed; exceeding track limits.

Weather / Track : Bright / Dry

These results are provisional until the conclusion of any judicial and technical matters.

Snetterton 300: 2.9689 miles

Date: 07/10/2023 Start: 09:00 Finish: 09:20

Clerk Of Course : Andy Stevens

Stewards :

Timekeeper : Nick Palmer

Porsche Boxster Cup

QUALIFYING - RACE 5 - 2ND FASTEST CLASSIFICATION - AMENDED

POS	NO	NAME	ENTRY	TIME	ON	LAPS	GAP	DIFF	MPH
1	21	Jonathan LOVELL	Porsche Boxster S	2:14.736	8	9			79.32
2	6	Mike THOMPSON	Porsche Boxster S	2:15.792	8	9	1.056	1.056	78.70
3	20	Faye NOBLE-EVANS	Porsche Boxster S	2:17.025	6	9	2.289	1.233	78.00
4	53	Wayne GREGORY	Porsche Boxster S	2:17.288	9	9	2.552	0.263	77.85
5	33*	Jessica WILKINSON	Porsche Boxster S	2:18.011	8	9	3.275	0.723	77.44
6	81	Perry DARLING	Porsche Boxster S	2:19.213	5	8	4.477	1.202	76.77
7	90*	Sarah THOMSON	Porsche Boxster S	2:19.269	8	9	4.533	0.056	76.74
8	38	Eric BRIDGES	Porsche Boxster S	2:20.783	9	9	6.047	1.514	75.91
9	46	Ashley WHITE	Porsche Boxster S	2:21.030	8	8	6.294	0.247	75.78
10	24*	Sarah WOOD	Porsche Boxster S	2:30.786	7	8	16.050	9.756	70.88
11	28	Phil GRAHAM	Porsche Boxster S	2:34.223	6	8	19.487	3.437	69.30
12	8	Will TOON	Porsche Boxster S	2:45.316	3	3	30.580	11.093	64.65
DQ	51	Tony LEVY	Porsche Boxster S						
DQ	125	Craig HORVATH	Porsche Boxster S						

Cars 51 & 125 disqualified from qualifying - Championship Regulation 45.1 refers.

*Cars 24 & 33 - transponder battery low, please charge.

No. 90 - 1 Lap time disallowed; exceeding track limits.

Weather / Track : Bright / Dry

These results are provisional until the conclusion of any judicial and technical matters.

Snetterton 300: 2.9689 miles

Date: 07/10/2023 Start: 09:00 Finish: 09:20

Clerk Of Course : Andy Stevens

Stewards :

Timekeeper : Nick Palmer

Porsche Boxster Cup

QUALIFYING - RACE 1 - CLASSIFICATION - AMENDED

POS	NO	NAME	ENTRY	TIME	ON	LAPS	GAP	DIFF	MPH
1	21	Jonathan LOVELL	Porsche Boxster S	2:13.941	6	9			79.79
2	6	Mike THOMPSON	Porsche Boxster S	2:15.500	9	9	1.559	1.559	78.87
3	90*	Sarah THOMSON	Porsche Boxster S	2:16.616	9	9	2.675	1.116	78.23
4	20	Faye NOBLE-EVANS	Porsche Boxster S	2:16.753	7	9	2.812	0.137	78.15
5	53	Wayne GREGORY	Porsche Boxster S	2:17.256	8	9	3.315	0.503	77.86
6	33*	Jessica WILKINSON	Porsche Boxster S	2:17.396	9	9	3.455	0.140	77.79
7	81	Perry DARLING	Porsche Boxster S	2:19.153	8	8	5.212	1.757	76.80
8	38	Eric BRIDGES	Porsche Boxster S	2:20.188	8	9	6.247	1.035	76.24
9	46	Ashley WHITE	Porsche Boxster S	2:20.195	4	8	6.254	0.007	76.23
10	24*	Sarah WOOD	Porsche Boxster S	2:29.609	8	8	15.668	9.414	71.44
11	8	Will TOON	Porsche Boxster S	2:30.543	2	3	16.602	0.934	70.99
12	28	Phil GRAHAM	Porsche Boxster S	2:33.564	7	8	19.623	3.021	69.60
DQ	125	Craig HORVATH	Porsche Boxster S						
DQ	51	Tony LEVY	Porsche Boxster S						

Cars 51 & 125 disqualified from qualifying - Championship Regulation 45.1 refers.

*Cars 24 & 33 - transponder battery low, please charge.

No. 90 - 1 Lap time disallowed; exceeding track limits.

Weather / Track : Bright / Dry

These results are provisional until the conclusion of any judicial and technical matters.

Snetterton 300: 2.9689 miles

Date: 07/10/2023 Start: 09:00 Finish: 09:20

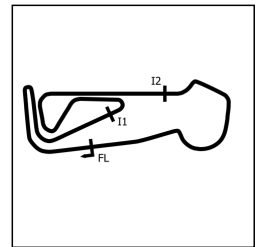
Clerk Of Course : Andy Stevens

Stewards :

Timekeeper : Nick Palmer

Porsche Boxster Cup

QUALIFYING - RACE 1 - SECTOR ANALYSIS



SECTOR 1 = FL to I1, SECTOR 2 = I1 to I2, SECTOR 3 = I2 to FL, DIFF = Difference To Personal Best Lap, P = Crossed Finish Line in Pit Lane, D = Time Disallowed

P1 21		Jonathan LOVELL		Porsche Boxster S			
IDEAL LAP TIME : 2:13.895		BEST LAP TIME : 2:13.941		DIFFERENCE : 0.046			
LAP	SECTOR 1	SECTOR 2	SECTOR 3	LAP TIME	MPH	DIFF	TIME OF DAY
1 -	OUTLAP	49.596	46.673	2:25.020	73.70	11.079	09:02:32.094
2 -	43.469	47.995	45.654	2:17.118	77.94	3.177	09:04:49.212
3 -	42.502	47.725	45.367	2:15.594	78.82	1.653	09:07:04.806
4 -	42.229	47.860	45.418	2:15.507	78.87	1.566	09:09:20.313
5 -	41.966	47.825	45.219	2:15.010	79.16	1.069	09:11:35.323
6 -	41.630	47.457	44.854	2:13.941 (1)	79.79		09:13:49.264
7 -	42.062	47.609	45.147	2:14.818 (3)	79.27	0.877	09:16:04.082
8 -	42.211	47.484	45.041	2:14.736 (2)	79.32	0.795	09:18:18.818
9 -	42.000	47.411	47.570	2:16.981	78.02	3.040	09:20:35.799

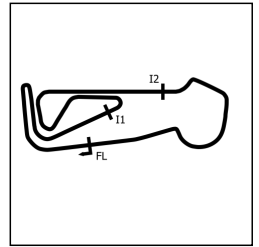
P2 6		Mike THOMPSON		Porsche Boxster S			
IDEAL LAP TIME : 2:15.058		BEST LAP TIME : 2:15.500		DIFFERENCE : 0.442			
LAP	SECTOR 1	SECTOR 2	SECTOR 3	LAP TIME	MPH	DIFF	TIME OF DAY
1 -	OUTLAP	50.441	47.321	2:26.842	72.78	11.342	09:02:35.750
2 -	43.212	48.349	46.118	2:17.679	77.63	2.179	09:04:53.429
3 -	42.460	47.947	45.873	2:16.280	78.42	0.780	09:07:09.709
4 -	42.581	48.051	46.187	2:16.819	78.11	1.319	09:09:26.528
5 -	42.174	48.262	45.658	2:16.094 (3)	78.53	0.594	09:11:42.622
6 -	42.264	48.191	46.627	2:17.082	77.96	1.582	09:13:59.704
7 -	42.812	48.645	46.125	2:17.582	77.68	2.082	09:16:17.286
8 -	42.416	47.982	45.394	2:15.792 (2)	78.70	0.292	09:18:33.078
9 -	41.901	47.763	45.836	2:15.500 (1)	78.87		09:20:48.578

P3 90		Sarah THOMSON		Porsche Boxster S			
IDEAL LAP TIME : 2:16.616		BEST LAP TIME : 2:16.616		DIFFERENCE : 0.000			
LAP	SECTOR 1	SECTOR 2	SECTOR 3	LAP TIME	MPH	DIFF	TIME OF DAY
1 -	OUTLAP	52.555	49.876	2:34.008	69.39	17.392	09:02:48.859
2 -	45.318	50.071	48.703	2:24.092	74.17	7.476	09:05:12.951
3 -	44.505	49.511	46.973	2:20.989	75.80	4.373	09:07:33.940
4 -	44.417	49.377	47.364	2:21.158	75.71	4.542	09:09:55.098
5 -	44.116	49.554	47.213	2:20.883	75.86	4.267	09:12:15.981
6 -	43.483	49.061	47.302	2:19.846 D	76.42	3.230	09:14:35.827
7 -	43.493	48.540	47.464	2:19.497 (3)	76.61	2.881	09:16:55.324
8 -	43.544	49.014	46.711	2:19.269 (2)	76.74	2.653	09:19:14.593
9 -	43.013	47.835	45.768	2:16.616 (1)	78.23		09:21:31.209

P4 20		Faye NOBLE-EVANS		Porsche Boxster S			
IDEAL LAP TIME : 2:15.864		BEST LAP TIME : 2:16.753		DIFFERENCE : 0.889			
LAP	SECTOR 1	SECTOR 2	SECTOR 3	LAP TIME	MPH	DIFF	TIME OF DAY
1 -	OUTLAP	49.849	47.104	2:26.115	73.14	9.362	09:02:36.561
2 -	43.505	48.897	46.792	2:19.194	76.78	2.441	09:04:55.755
3 -	42.909	48.600	46.655	2:18.164	77.35	1.411	09:07:13.919
4 -	42.841	48.516	45.936	2:17.293 (3)	77.84	0.540	09:09:31.212
5 -	42.973	48.316	46.329	2:17.618	77.66	0.865	09:11:48.830
6 -	42.779	47.966	46.280	2:17.025 (2)	78.00	0.272	09:14:05.855
7 -	42.695	47.541	46.517	2:16.753 (1)	78.15		09:16:22.608
8 -	42.387	48.258	47.231	2:17.876	77.51	1.123	09:18:40.484
9 -	54.311	47.940	46.753	2:29.004	71.73	12.251	09:21:09.488

Porsche Boxster Cup

QUALIFYING - RACE 1 - SECTOR ANALYSIS



SECTOR 1 = FL to I1, SECTOR 2 = I1 to I2, SECTOR 3 = I2 to FL, DIFF = Difference To Personal Best Lap, P = Crossed Finish Line in Pit Lane, D = Time Disallowed

P5 53		Wayne GREGORY		Porsche Boxster S			
IDEAL LAP TIME : 2:16.849		BEST LAP TIME : 2:17.256		DIFFERENCE : 0.407			
LAP	SECTOR 1	SECTOR 2	SECTOR 3	LAP TIME	MPH	DIFF	TIME OF DAY
1 -	OUTLAP	52.329	49.073	2:33.520	69.62	16.264	09:02:47.087
2 -	44.665	50.881	49.045	2:24.591	73.91	7.335	09:05:11.678
3 -	44.249	49.499	46.938	2:20.686	75.97	3.430	09:07:32.364
4 -	43.403	49.312	47.029	2:19.744	76.48	2.488	09:09:52.108
5 -	43.128	49.070	46.505	2:18.703	77.05	1.447	09:12:10.811
6 -	43.001	48.495	46.050	2:17.546	77.70	0.290	09:14:28.357
7 -	43.015	48.422	45.941	2:17.378 (3)	77.80	0.122	09:16:45.735
8 -	42.735	48.639	45.882	2:17.256 (1)	77.86		09:19:02.991
9 -	42.545	48.439	46.304	2:17.288 (2)	77.85	0.032	09:21:20.279

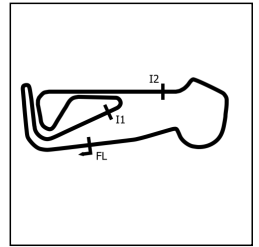
P6 33		Jessica WILKINSON		Porsche Boxster S			
IDEAL LAP TIME : 2:17.367		BEST LAP TIME : 2:17.396		DIFFERENCE : 0.029			
LAP	SECTOR 1	SECTOR 2	SECTOR 3	LAP TIME	MPH	DIFF	TIME OF DAY
1 -	OUTLAP	52.618	50.219	2:38.771	67.31	21.375	09:03:27.516
2 -	45.312	49.788	48.252	2:23.352	74.55	5.956	09:05:50.868
3 -	44.210	50.845	49.429	2:24.484	73.97	7.088	09:08:15.352
4 -	43.961	48.950	46.668	2:19.579	76.57	2.183	09:10:34.931
5 -	43.731	48.665	46.281	2:18.677 (3)	77.07	1.281	09:12:53.608
6 -	43.955	48.512	46.649	2:19.116	76.82	1.720	09:15:12.724
7 -	43.648	50.248	46.973	2:20.869	75.87	3.473	09:17:33.593
8 -	43.534	48.320	46.157	2:18.011 (2)	77.44	0.615	09:19:51.604
9 -	43.201	48.009	46.186	2:17.396 (1)	77.79		09:22:09.000

P7 81		Perry DARLING		Porsche Boxster S			
IDEAL LAP TIME : 2:18.683		BEST LAP TIME : 2:19.153		DIFFERENCE : 0.470			
LAP	SECTOR 1	SECTOR 2	SECTOR 3	LAP TIME	MPH	DIFF	TIME OF DAY
1 -	OUTLAP	53.471	50.559	2:37.975	67.65	18.822	09:02:57.512
2 -	45.363	49.651	47.967	2:22.981	74.75	3.828	09:05:20.493
3 -	44.877	49.751	IN PIT	3:52.899 P	45.89	1:33.746	09:09:13.392
4 -	OUTLAP	49.783	46.837	2:26.711	72.85	7.558	09:11:40.103
5 -	43.943	48.811	46.459	2:19.213 (2)	76.77	0.060	09:13:59.316
6 -	44.887	49.265	47.887	2:22.039	75.24	2.886	09:16:21.355
7 -	44.031	48.438	46.858	2:19.327 (3)	76.71	0.174	09:18:40.682
8 -	43.829	48.908	46.416	2:19.153 (1)	76.80		09:20:59.835

P8 38		Eric BRIDGES		Porsche Boxster S			
IDEAL LAP TIME : 2:20.188		BEST LAP TIME : 2:20.188		DIFFERENCE : 0.000			
LAP	SECTOR 1	SECTOR 2	SECTOR 3	LAP TIME	MPH	DIFF	TIME OF DAY
1 -	OUTLAP	53.979	51.057	2:38.780	67.31	18.592	09:02:56.896
2 -	44.663	50.360	48.162	2:23.185	74.64	2.997	09:05:20.081
3 -	44.644	49.986	47.386	2:22.016	75.25	1.828	09:07:42.097
4 -	44.694	49.787	47.833	2:22.314	75.10	2.126	09:10:04.411
5 -	44.474	49.593	47.493	2:21.560 (3)	75.50	1.372	09:12:25.971
6 -	44.529	49.991	48.102	2:22.622	74.93	2.434	09:14:48.593
7 -	44.642	49.568	47.457	2:21.667	75.44	1.479	09:17:10.260
8 -	43.993	48.883	47.312	2:20.188 (1)	76.24		09:19:30.448
9 -	44.044	49.231	47.508	2:20.783 (2)	75.91	0.595	09:21:51.231

Porsche Boxster Cup

QUALIFYING - RACE 1 - SECTOR ANALYSIS



SECTOR 1 = FL to I1, SECTOR 2 = I1 to I2, SECTOR 3 = I2 to FL, DIFF = Difference To Personal Best Lap, P = Crossed Finish Line in Pit Lane, D = Time Disallowed

P9 46		Ashley WHITE		Porsche Boxster S			
IDEAL LAP TIME : 2:19.708		BEST LAP TIME : 2:20.195		DIFFERENCE : 0.487			
LAP	SECTOR 1	SECTOR 2	SECTOR 3	LAP TIME	MPH	DIFF	TIME OF DAY
1 -	OUTLAP	56.289	51.203	2:41.137	66.32	20.942	09:03:08.912
2 -	44.777	49.899	47.544	2:22.220	75.15	2.025	09:05:31.132
3 -	43.563	49.051	48.508	2:21.122 (3)	75.73	0.927	09:07:52.254
4 -	43.653	49.448	47.094	2:20.195 (1)	76.23		09:10:12.449
5 -	44.124	49.705	IN PIT	3:15.797 P	54.58	55.602	09:13:28.246
6 -	OUTLAP	49.630	47.576	2:24.543	73.94	4.348	09:15:52.789
7 -	44.096	49.394	47.969	2:21.459	75.55	1.264	09:18:14.248
8 -	43.641	49.440	47.949	2:21.030 (2)	75.78	0.835	09:20:35.278

P10 125		Craig HORVATH		Porsche Boxster S			
IDEAL LAP TIME : 2:22.794		BEST LAP TIME : 2:22.901		DIFFERENCE : 0.107			
LAP	SECTOR 1	SECTOR 2	SECTOR 3	LAP TIME	MPH	DIFF	TIME OF DAY
1 -	OUTLAP	53.136	49.621	2:33.874	69.45	10.973	09:02:45.808
2 -	45.762	50.866	48.920	2:25.548	73.43	2.647	09:05:11.356
3 -	46.924	50.676	48.758	2:26.358	73.02	3.457	09:07:37.714
4 -	45.469	50.586	49.285	2:25.340	73.53	2.439	09:10:03.054
5 -	46.540	50.613	48.517	2:25.670	73.37	2.769	09:12:28.724
6 -	44.832	50.324	47.745	2:22.901 (1)	74.79		09:14:51.625
7 -	44.916	50.217	48.636	2:23.769 (2)	74.34	0.868	09:17:15.394
8 -	45.055	50.780	48.611	2:24.446 (3)	73.99	1.545	09:19:39.840
9 -	45.736	50.905	48.971	2:25.612	73.40	2.711	09:22:05.452

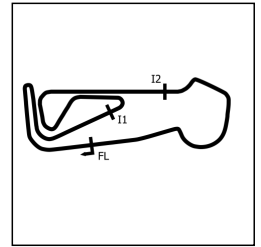
P11 51		Tony LEVY		Porsche Boxster S			
IDEAL LAP TIME : 2:22.638		BEST LAP TIME : 2:23.036		DIFFERENCE : 0.398			
LAP	SECTOR 1	SECTOR 2	SECTOR 3	LAP TIME	MPH	DIFF	TIME OF DAY
1 -	OUTLAP	58.675	55.230	2:48.057	63.59	25.021	09:03:13.845
2 -	48.516	55.277	51.264	2:35.057	68.93	12.021	09:05:48.902
3 -	45.421	58.210	53.282	2:36.913	68.11	13.877	09:08:25.815
4 -	44.631	51.754	48.675	2:25.060 (2)	73.68	2.024	09:10:50.875
5 -	47.406	53.482	IN PIT	3:44.148 P	47.68	1:21.112	09:14:35.023
6 -	OUTLAP	53.048	49.434	2:32.207	70.22	9.171	09:17:07.230
7 -	45.029	49.486	48.521	2:23.036 (1)	74.72		09:19:30.266
8 -	46.872	51.067	50.946	2:28.885 (3)	71.78	5.849	09:21:59.151

P12 24		Sarah WOOD		Porsche Boxster S			
IDEAL LAP TIME : 2:28.872		BEST LAP TIME : 2:29.609		DIFFERENCE : 0.737			
LAP	SECTOR 1	SECTOR 2	SECTOR 3	LAP TIME	MPH	DIFF	TIME OF DAY
1 -	OUTLAP	57.897	54.002	2:48.191	63.54	18.582	09:03:04.470
2 -	49.291	54.639	52.839	2:36.769	68.17	7.160	09:05:41.239
3 -	47.876	54.165	52.271	2:34.312	69.26	4.703	09:08:15.551
4 -	46.902	52.765	51.843	2:31.510	70.54	1.901	09:10:47.061
5 -	48.083	53.076	51.478	2:32.637	70.02	3.028	09:13:19.698
6 -	47.265	52.800	51.212	2:31.277 (3)	70.65	1.668	09:15:50.975
7 -	48.059	52.035	50.692	2:30.786 (2)	70.88	1.177	09:18:21.761
8 -	46.197	51.983	51.429	2:29.609 (1)	71.44		09:20:51.370

P13 8		Will TOON		Porsche Boxster S			
IDEAL LAP TIME : 2:30.543		BEST LAP TIME : 2:30.543		DIFFERENCE : 0.000			
LAP	SECTOR 1	SECTOR 2	SECTOR 3	LAP TIME	MPH	DIFF	TIME OF DAY
1 -	OUTLAP	56.628	52.684	2:43.568	65.34	13.025	09:03:13.191
2 -	47.191	53.810	49.542	2:30.543 (1)	70.99		09:05:43.734
3 -	51.481	1:00.112	53.723	2:45.316 (2)	64.65	14.773	09:08:29.050

Porsche Boxster Cup

QUALIFYING - RACE 1 - SECTOR ANALYSIS



SECTOR 1 = FL to I1, SECTOR 2 = I1 to I2, SECTOR 3 = I2 to FL, DIFF = Difference To Personal Best Lap, P = Crossed Finish Line in Pit Lane, D = Time Disallowed

P14 28		Phil GRAHAM		Porsche Boxster S			
IDEAL LAP TIME : 2:33.061		BEST LAP TIME : 2:33.564		DIFFERENCE : 0.503			
LAP	SECTOR 1	SECTOR 2	SECTOR 3	LAP TIME	MPH	DIFF	TIME OF DAY
1 -	OUTLAP	55.796	54.425	2:44.380	65.02	10.816	09:03:05.602
2 -	48.558	55.480	53.153	2:37.191	67.99	3.627	09:05:42.793
3 -	51.128	55.223	53.198	2:39.549	66.98	5.985	09:08:22.342
4 -	49.281	53.470	53.463	2:36.214	68.41	2.650	09:10:58.556
5 -	48.215	53.166	53.448	2:34.829 (3)	69.03	1.265	09:13:33.385
6 -	47.310	53.572	53.341	2:34.223 (2)	69.30	0.659	09:16:07.608
7 -	47.811	52.767	52.986	2:33.564 (1)	69.60		09:18:41.172
8 -	49.149	52.765	54.214	2:36.128	68.45	2.564	09:21:17.300

Porsche Boxster Cup

QUALIFYING - RACE 1 - BEST SECTORS

SECTOR 1			SECTOR 2			SECTOR 3			IDEAL / BEST COMPARISON						
POS	NO	NAME	TIME	NO	NAME	TIME	NO	NAME	TIME	POS	NO	NAME	IDEAL	BEST	DIFF
													PERFECT LAP	2:13.895	
1	21	LOVELL	41.630	21	LOVELL	47.411	21	LOVELL	44.854	1	21	LOVELL	2:13.895	2:13.941	0.046
2	6	THOMPSON	41.901	20	NOBLE-EVANS	47.541	6	THOMPSON	45.394	2	6	THOMPSON	2:15.058	2:15.500	0.442
3	20	NOBLE-EVANS	42.387	6	THOMPSON	47.763	90	THOMSON	45.768	3	20	NOBLE-EVANS	2:15.864	2:16.753	0.889
4	53	GREGORY	42.545	90	THOMSON	47.835	53	GREGORY	45.882	4	90	THOMSON	2:16.616	2:16.616	0.000
5	90	THOMSON	43.013	33	WILKINSON	48.009	20	NOBLE-EVANS	45.936	5	53	GREGORY	2:16.849	2:17.256	0.407
6	33	WILKINSON	43.201	53	GREGORY	48.422	33	WILKINSON	46.157	6	33	WILKINSON	2:17.367	2:17.396	0.029
7	46	WHITE	43.563	81	DARLING	48.438	81	DARLING	46.416	7	81	DARLING	2:18.683	2:19.153	0.470
8	81	DARLING	43.829	38	BRIDGES	48.883	46	WHITE	47.094	8	46	WHITE	2:19.708	2:20.195	0.487
9	38	BRIDGES	43.993	46	WHITE	49.051	38	BRIDGES	47.312	9	38	BRIDGES	2:20.188	2:20.188	0.000
10	51	LEVY	44.631	51	LEVY	49.486	125	HORVATH	47.745	10	51	LEVY	2:22.638	2:23.036	0.398
11	125	HORVATH	44.832	125	HORVATH	50.217	51	LEVY	48.521	11	125	HORVATH	2:22.794	2:22.901	0.107
12	24	WOOD	46.197	24	WOOD	51.983	8	TOON	49.542	12	24	WOOD	2:28.872	2:29.609	0.737
13	8	TOON	47.191	28	GRAHAM	52.765	24	WOOD	50.692	13	8	TOON	2:30.543	2:30.543	0.000
14	28	GRAHAM	47.310	8	TOON	53.810	28	GRAHAM	52.986	14	28	GRAHAM	2:33.061	2:33.564	0.503

Porsche Boxster Cup

QUALIFYING - RACE 1 - STATISTICS

Competitors Started 14
Planned Start 2023-10-07 @ 09:00:00.000
Actual Start 2023-10-07 @ 09:00:03.209
Finish Time 2023-10-07 @ 09:20:03.445
Track Length 2.9689mi.
Total Laps 115
Total Distance Covered 341.4248mi.

Session Fastest Lap History

NO	NAME	LAP TIME	TIME OF DAY	LAP	VEHICLE
21	Jonathan LOVELL	2:17.118	09:04:49.216	2	Porsche Boxster S
21	Jonathan LOVELL	2:15.594	09:07:04.809	3	Porsche Boxster S
21	Jonathan LOVELL	2:15.507	09:09:20.317	4	Porsche Boxster S
21	Jonathan LOVELL	2:15.010	09:11:35.327	5	Porsche Boxster S
21	Jonathan LOVELL	2:13.941	09:13:49.267	6	Porsche Boxster S

Flag History


TYPE	TIME OF DAY
GREEN	09:00:03.209
FINISH	09:20:03.445

Flag Statistics

TYPE	COUNT	TOTAL LAPS	TOTAL TIME
Green	1	9	22:45.522
Red	0	0	0.000
Safety Car	0	0	0.000
FCY	0	0	0.000

Porsche Boxster Cup

RACE 1 - GRID (25 minutes) - AMENDED

ROW 8	15	125 Craig HORVATH	16	51 Tony LEVY
ROW 7				
ROW 6	11	2:30.543 8 Will TOON	12	2:33.564 28 Phil GRAHAM
ROW 5	9	2:20.195 46 Ashley WHITE	10	2:29.609 24 Sarah WOOD
ROW 4	7	2:19.153 81 Perry DARLING	8	2:20.188 38 Eric BRIDGES
ROW 3	5	2:17.256 53 Wayne GREGORY	6	2:17.396 33 Jessica WILKINSON
ROW 2	3	2:16.616 90 Sarah THOMSON	4	2:16.753 20 Faye NOBLE-EVANS
ROW 1	1	2:13.941 21 Jonathan LOVELL	2	2:15.500 6 Mike THOMPSON
Pole				
				

Cars 51 & 125 to start from the back of the grid with a 10 second delay.


Snetterton 300: 2.9689 miles

These results are provisional until the conclusion of any judicial and technical matters.

Clerk Of Course : Andy Stevens	Stewards :	Timekeeper : Nick Palmer
--------------------------------	------------	--------------------------

Porsche Boxster Cup

RACE 1 - GRID (25 minutes)

ROW 7	13	2:30.543 8 Will TOON	14	2:33.564 28 Phil GRAHAM	
ROW 6		11	2:23.036 51 Tony LEVY	12	2:29.609 24 Sarah WOOD
ROW 5	9	2:20.195 46 Ashley WHITE	10	2:22.901 125 Craig HORVATH	
ROW 4		7	2:19.153 81 Perry DARLING	8	2:20.188 38 Eric BRIDGES
ROW 3	5	2:17.256 53 Wayne GREGORY	6	2:17.396 33 Jessica WILKINSON	
ROW 2		3	2:16.616 90 Sarah THOMSON	4	2:16.753 20 Faye NOBLE-EVANS
ROW 1	1	2:13.941 21 Jonathan LOVELL	2	2:15.500 6 Mike THOMPSON	
Pole					
					

Snetterton 300: 2.9689 miles

These results are provisional until the conclusion of any judicial and technical matters.

Clerk Of Course : Andy Stevens


Stewards :

Timekeeper : Nick Palmer

Porsche Boxster Cup

RACE 5 - GRID (25 minutes)

ROW 8	15	125 Craig HORVATH	16	51 Tony LEVY
ROW 7				
ROW 6	11	2:34.223 28 Phil GRAHAM	12	2:45.316 8 Will TOON
ROW 5	9	2:21.030 46 Ashley WHITE	10	2:30.786 24 Sarah WOOD
ROW 4	7	2:19.269 90 Sarah THOMSON	8	2:20.783 38 Eric BRIDGES
ROW 3	5	2:18.011 33 Jessica WILKINSON	6	2:19.213 81 Perry DARLING
ROW 2	3	2:17.025 20 Faye NOBLE-EVANS	4	2:17.288 53 Wayne GREGORY
ROW 1	1	2:14.736 21 Jonathan LOVELL	2	2:15.792 6 Mike THOMPSON
		Pole		



Cars 51 & 125 to start from the back of the grid with a 10 second delay.

Snetterton 300: 2.9689 miles

These results are provisional until the conclusion of any judicial and technical matters.

Clerk Of Course : Andy Stevens	Stewards :	Timekeeper : Nick Palmer
--------------------------------	------------	--------------------------

Porsche Boxster Cup

RACE 1 - CLASSIFICATION

POS	NO	NAME	ENTRY	LAPS	TIME	GAP	DIFF	MPH	BEST	ON
1	6	Mike THOMPSON	Porsche Boxster S	12	27:19.158			78.24	2:13.996	5
2	21*	Jonathan LOVELL	Porsche Boxster S	12	27:31.240	12.082	12.082	77.67	2:14.445	5
3	81	Perry DARLING	Porsche Boxster S	12	27:31.240	12.082	0.000	77.67	2:15.155	10
4	20	Faye NOBLE-EVANS	Porsche Boxster S	12	27:31.489	12.331	0.249	77.66	2:15.402	8
5	53	Wayne GREGORY	Porsche Boxster S	12	27:31.934	12.776	0.445	77.64	2:15.675	9
6	90	Sarah THOMSON	Porsche Boxster S	12	27:36.338	17.180	4.404	77.43	2:14.922	10
7	38	Eric BRIDGES	Porsche Boxster S	12	28:31.308	1:12.150	54.970	74.94	2:20.251	2
8	51	Tony LEVY	Porsche Boxster S	12	29:00.680	1:41.522	29.372	73.68	2:21.220	6
9	125	Craig HORVATH	Porsche Boxster S	12	29:01.130	1:41.972	0.450	73.66	2:21.312	7
10	8	Will TOON	Porsche Boxster S	12	29:37.154	2:17.996	36.024	72.16	2:20.948	9
11	24	Sarah WOOD	Porsche Boxster S	11	27:48.168	1 Lap	1 Lap	70.47	2:28.648	7
12	28	Phil GRAHAM	Porsche Boxster S	11	28:20.247	1 Lap	32.079	69.14	2:29.318	10
13	33	Jessica WILKINSON	Porsche Boxster S	10	29:00.864	2 Laps	1 Lap	61.39	2:18.092	9

NOT CLASSIFIED

DNF	46	Ashley WHITE	Porsche Boxster S	2	4:46.040	10 Laps	8 Laps	74.73	2:17.946	2
-----	----	--------------	-------------------	---	----------	---------	--------	-------	----------	---

FASTEST LAP

	6	Mike THOMPSON	Porsche Boxster S	5	2:13.996			79.76 mph	128.36 kph	
--	---	---------------	-------------------	---	----------	--	--	-----------	------------	--

*Car 21 - 15 second penalty for exceeding track limits.

Weather / Track : Cloudy / Dry

These results are provisional until the conclusion of any judicial and technical matters.

Race Distance: 12 Laps / 35.62 miles

Snetterton 300: 2.9689 miles

Date: 07/10/2023 Start: 11:36 Finish: 12:03

Clerk Of Course : Andy Stevens

Stewards :

Timekeeper : Nick Palmer

Porsche Boxster Cup

RACE 1 - LAP CHART

LAP 1 @ 11:38:48.660			LAP 2 @ 11:41:03.897			LAP 3 @ 11:43:18.655			LAP 4 @ 11:45:34.608			LAP 5 @ 11:47:49.053		
NO	BEHIND	LAP TIME	NO	BEHIND	LAP TIME	NO	BEHIND	LAP TIME	NO	BEHIND	LAP TIME	NO	BEHIND	LAP TIME
6		2:23.410	6		2:15.237	6		2:14.758	21		2:15.560	21		2:14.445
21	0.269	2:23.679	21	0.417	2:15.385	21	0.393	2:14.734	6	0.664	2:16.617	6	0.215	2:13.996
20	1.228	2:24.638	20	2.793	2:16.802	20	4.236	2:16.201	20	5.146	2:16.863	20	7.704	2:17.003
90	2.891	2:26.301	90	5.235	2:17.581	90	7.540	2:17.063	90	8.058	2:16.471	90	9.538	2:15.925
81	4.421	2:27.831	81	6.491	2:17.307	81	8.576	2:16.843	81	9.939	2:17.316	81	12.570	2:17.076
46	4.684	2:28.094	53	6.730	2:17.240	53	9.059	2:17.087	53	10.464	2:17.358	53	12.765	2:16.746
53	4.727	2:28.137	46	7.393	2:17.946	38	18.430	2:21.818	38	24.739	2:22.262	38	32.118	2:21.824
38	6.356	2:29.766	38	11.370	2:20.251	8	43.058	2:25.051	125	51.385	2:23.768	125	1:00.319	2:23.379
24	16.481	2:39.891	8	32.765	2:31.027	125	43.570	2:24.511	8	52.408	2:25.303	51	1:03.096	2:23.381
8	16.975	2:40.385	24	33.645	2:32.401	51	48.351	2:26.960	51	54.160	2:21.762	8	1:03.412	2:25.449
125	21.160	2:44.570	125	33.817	2:27.894	24	50.215	2:31.328	24	1:04.749	2:30.487	24	1:20.561	2:30.257
28	21.409	2:44.819	51	36.149	2:27.597	33	2 Laps	7:54.754 P	33	2 Laps	2:26.870	33	2 Laps	2:23.113
51	23.789	2:47.199	28	41.690	2:35.518	28	1:03.230	2:36.298	28	1:24.256	2:36.979	28	1:43.653	2:33.842

Porsche Boxster Cup

RACE 1 - LAP CHART

LAP 6 @ 11:50:04.618			LAP 7 @ 11:52:19.095			LAP 8 @ 11:54:34.192			LAP 9 @ 11:56:49.236			LAP 10 @ 11:59:05.537		
NO	BEHIND	LAP TIME	NO	BEHIND	LAP TIME	NO	BEHIND	LAP TIME	NO	BEHIND	LAP TIME	NO	BEHIND	LAP TIME
6		2:15.350	6		2:14.477	6		2:15.097	6		2:15.044	6		2:16.301
21	0.367	2:15.932	21	0.355	2:14.465	21	0.335	2:15.077	21	0.407	2:15.116	21	0.215	2:16.109
20	7.903	2:15.764	20	10.398	2:16.972	28	1 Lap	2:33.985	20	12.584	2:16.925	24	1 Lap	2:33.352
81	12.904	2:15.899	53	14.407	2:15.709	20	10.703	2:15.402	81	18.796	2:15.720	20	14.239	2:17.956
53	13.175	2:15.975	81	14.532	2:16.105	81	18.120	2:18.685	53	18.995	2:15.675	81	17.650	2:15.155
90	23.153	2:29.180	90	24.494	2:15.818	53	18.364	2:19.054	90	26.128	2:15.310	53	18.503	2:15.809
38	38.261	2:21.708	38	46.619	2:22.835	90	25.862	2:16.465	28	1 Lap	2:35.140	90	24.749	2:14.922
125	1:08.032	2:23.278	125	1:14.867	2:21.312	38	54.074	2:22.552	38	1:00.203	2:21.173	28	1 Lap	2:30.984
51	1:08.751	2:21.220	51	1:16.110	2:21.836	125	1:21.421	2:21.651	125	1:29.348	2:22.971	38	1:05.665	2:21.763
8	1:11.686	2:23.839	8	1:18.734	2:21.525	51	1:22.933	2:21.920	51	1:31.381	2:23.492	125	1:35.606	2:22.559
33	2 Laps	2:22.363	33	2 Laps	2:18.981	8	1:25.882	2:22.245	8	1:31.786	2:20.948	51	1:36.416	2:21.336
24	1:34.882	2:29.886	24	1:49.053	2:28.648	33	2 Laps	2:18.253	33	2 Laps	2:19.186	8	1:36.640	2:21.155
28	2:01.655	2:33.567				24	2:03.498	2:29.542				33	2 Laps	2:18.391

Porsche Boxster Cup

RACE 1 - LAP CHART

LAP 11 @ 12:01:22.475			LAP 12 @ 12:03:41.490		
NO	BEHIND	LAP TIME	NO	BEHIND	LAP TIME
21		2:16.723	21		2:19.015
6	0.174	2:17.112	6	2.918	2:21.759
20	16.429	2:19.128	81	15.000	2:16.776
81	17.239	2:16.527	20	15.249	2:17.835
53	18.877	2:17.312	53	15.694	2:15.832
24	1 Lap	2:32.069	90	20.098	2:15.508
90	23.605	2:15.794	24	1 Lap	2:30.307
28	1 Lap	2:29.318	28	1 Lap	2:29.797
38	1:11.351	2:22.624	38	1:15.068	2:22.732
51	1:41.104	2:21.626	51	1:44.440	2:22.351
125	1:41.789	2:23.121	33	2 Laps	2:20.861
8	1:42.456	2:22.754	125	1:44.890	2:22.116
33	2 Laps	2:18.092	8	2:20.914	2:57.473

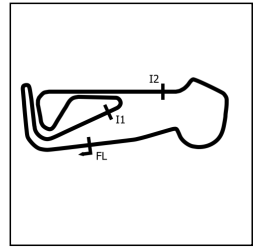
Porsche Boxster Cup

RACE 1 - POSITION CHART

No	Name	Lap Pos	Lap											
			1	2	3	4	5	6	7	8	9	10	11	12
21	LOVELL	1	6	6	6	21	21	6	6	6	6	6	21	21
6	THOMPSON	2	21	21	21	6	6	21	21	21	21	21	6	6
90	THOMSON	3	20	20	20	20	20	20	20	20	20	20	20	81
20	NOBLE-EVANS	4	90	90	90	90	90	81	53	81	81	81	81	20
53	GREGORY	5	81	81	81	81	81	53	81	53	53	53	53	53
33	WILKINSON	6	46	53	53	53	53	90	90	90	90	90	90	90
81	DARLING	7	53	46	38	38	38	38	38	38	38	38	38	38
38	BRIDGES	8	38	38	8	125	125	125	125	125	125	125	51	51
46	WHITE	9	24	8	125	8	51	51	51	51	51	51	125	125
24	WOOD	10	8	24	51	51	8	8	8	8	8	8	8	8
8	TOON	11	125	125	24	24	24	24	24	24	24	24	24	24
28	GRAHAM	12	28	51	28	28	28	28	28	28	28	28	28	28
125	HORVATH	13	51	28	33	33	33	33	33	33	33	33	33	33
51	LEVY	14	33	33										

Porsche Boxster Cup

RACE 1 - SECTOR ANALYSIS



SECTOR 1 = FL to I1, SECTOR 2 = I1 to I2, SECTOR 3 = I2 to FL, DIFF = Difference To Personal Best Lap, P = Crossed Finish Line in Pit Lane, D = Time Disallowed

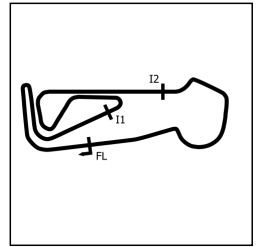
P1		6		Mike THOMPSON		Porsche Boxster S	
IDEAL LAP TIME : 2:13.693		BEST LAP TIME : 2:13.996		DIFFERENCE : 0.303			
LAP	SECTOR 1	SECTOR 2	SECTOR 3	LAP TIME	MPH	DIFF	TIME OF DAY
1 -		48.226	46.130	2:23.410	74.52	9.414	11:38:48.660
2 -	41.871	47.925	45.441	2:15.237	79.03	1.241	11:41:03.897
3 -	42.029	47.371	45.358	2:14.758 (3)	79.31	0.762	11:43:18.655
4 -	41.865	48.512	46.240	2:16.617	78.23	2.621	11:45:35.272
5 -	41.701	47.220	45.075	2:13.996 (1)	79.76		11:47:49.268
6 -	42.296	47.979	45.075	2:15.350	78.96	1.354	11:50:04.618
7 -	41.398	47.442	45.637	2:14.477 (2)	79.47	0.481	11:52:19.095
8 -	41.688	47.715	45.694	2:15.097	79.11	1.101	11:54:34.192
9 -	42.184	47.271	45.589	2:15.044	79.14	1.048	11:56:49.236
10 -	42.138	47.740	46.423	2:16.301	78.41	2.305	11:59:05.537
11 -	42.564	47.618	46.930	2:17.112	77.95	3.116	12:01:22.649
12 -	42.543	48.862	50.354	2:21.759	75.39	7.763	12:03:44.408

P2		21		Jonathan LOVELL		Porsche Boxster S	
IDEAL LAP TIME : 2:13.721		BEST LAP TIME : 2:14.445		DIFFERENCE : 0.724			
LAP	SECTOR 1	SECTOR 2	SECTOR 3	LAP TIME	MPH	DIFF	TIME OF DAY
1 -		48.050	46.005	2:23.679	74.38	9.234	11:38:48.929
2 -	42.556	47.527	45.302	2:15.385	78.94	0.940	11:41:04.314
3 -	42.172	47.671	44.891	2:14.734 (3)	79.32	0.289	11:43:19.048
4 -	41.710	48.303	45.547	2:15.560	78.84	1.115	11:45:34.608
5 -	42.055	47.555	44.835	2:14.445 (1)	79.49		11:47:49.053
6 -	42.933	47.939	45.060	2:15.932	78.62	1.487	11:50:04.985
7 -	42.132	47.432	44.901	2:14.465 (2)	79.48	0.020	11:52:19.450
8 -	42.341	47.746	44.990	2:15.077	79.12	0.632	11:54:34.527
9 -	42.615	47.176	45.325	2:15.116	79.10	0.671	11:56:49.643
10 -	42.135	48.061	45.913	2:16.109	78.52	1.664	11:59:05.752
11 -	42.961	47.639	46.123	2:16.723	78.17	2.278	12:01:22.475
12 -	42.697	49.095	47.223	2:19.015	76.88	4.570	12:03:41.490

P3		81		Perry DARLING		Porsche Boxster S	
IDEAL LAP TIME : 2:14.655		BEST LAP TIME : 2:15.155		DIFFERENCE : 0.500			
LAP	SECTOR 1	SECTOR 2	SECTOR 3	LAP TIME	MPH	DIFF	TIME OF DAY
1 -		49.362	46.842	2:27.831	72.29	12.676	11:38:53.081
2 -	43.180	48.138	45.989	2:17.307	77.84	2.152	11:41:10.388
3 -	42.715	48.439	45.689	2:16.843	78.10	1.688	11:43:27.231
4 -	42.918	48.842	45.556	2:17.316	77.83	2.161	11:45:44.547
5 -	43.643	47.902	45.531	2:17.076	77.97	1.921	11:48:01.623
6 -	42.121	48.370	45.408	2:15.899 (3)	78.64	0.744	11:50:17.522
7 -	42.613	47.832	45.660	2:16.105	78.52	0.950	11:52:33.627
8 -	43.368	49.118	46.199	2:18.685	77.06	3.530	11:54:52.312
9 -	42.229	47.951	45.540	2:15.720 (2)	78.75	0.565	11:57:08.032
10 -	42.121	47.948	45.086	2:15.155 (1)	79.08		11:59:23.187
11 -	42.518	47.448	46.561	2:16.527	78.28	1.372	12:01:39.714
12 -	42.384	48.183	46.209	2:16.776	78.14	1.621	12:03:56.490

Porsche Boxster Cup

RACE 1 - SECTOR ANALYSIS



SECTOR 1 = FL to I1, SECTOR 2 = I1 to I2, SECTOR 3 = I2 to FL, DIFF = Difference To Personal Best Lap, P = Crossed Finish Line in Pit Lane, D = Time Disallowed

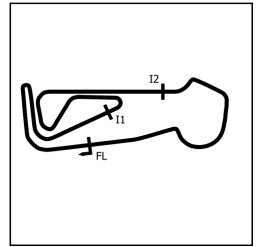
P4 20		Faye NOBLE-EVANS		Porsche Boxster S			
IDEAL LAP TIME : 2:15.306		BEST LAP TIME : 2:15.402		DIFFERENCE : 0.096			
LAP	SECTOR 1	SECTOR 2	SECTOR 3	LAP TIME	MPH	DIFF	TIME OF DAY
1 -		47.777	46.367	2:24.638	73.89	9.236	11:38:49.888
2 -	42.522	48.764	45.516	2:16.802	78.12	1.400	11:41:06.690
3 -	42.488	47.776	45.937	2:16.201 (3)	78.47	0.799	11:43:22.891
4 -	42.616	48.159	46.088	2:16.863	78.09	1.461	11:45:39.754
5 -	43.036	47.853	46.114	2:17.003	78.01	1.601	11:47:56.757
6 -	42.237	47.785	45.742	2:15.764 (2)	78.72	0.362	11:50:12.521
7 -	42.773	47.806	46.393	2:16.972	78.03	1.570	11:52:29.493
8 -	42.231	47.559	45.612	2:15.402 (1)	78.93		11:54:44.895
9 -	42.602	48.685	45.638	2:16.925	78.05	1.523	11:57:01.820
10 -	44.129	47.602	46.225	2:17.956	77.47	2.554	11:59:19.776
11 -	45.338	47.584	46.206	2:19.128	76.82	3.726	12:01:38.904
12 -	43.591	48.316	45.928	2:17.835	77.54	2.433	12:03:56.739

P5 53		Wayne GREGORY		Porsche Boxster S			
IDEAL LAP TIME : 2:15.157		BEST LAP TIME : 2:15.675		DIFFERENCE : 0.518			
LAP	SECTOR 1	SECTOR 2	SECTOR 3	LAP TIME	MPH	DIFF	TIME OF DAY
1 -		49.473	46.304	2:28.137	72.14	12.462	11:38:53.387
2 -	43.204	48.176	45.860	2:17.240	77.87	1.565	11:41:10.627
3 -	42.794	48.359	45.934	2:17.087	77.96	1.412	11:43:27.714
4 -	42.708	49.144	45.506	2:17.358	77.81	1.683	11:45:45.072
5 -	43.548	48.049	45.149	2:16.746	78.16	1.071	11:48:01.818
6 -	42.401	48.098	45.476	2:15.975	78.60	0.300	11:50:17.793
7 -	42.786	47.868	45.055	2:15.709 (2)	78.75	0.034	11:52:33.502
8 -	43.796	49.079	46.179	2:19.054	76.86	3.379	11:54:52.556
9 -	42.302	48.090	45.283	2:15.675 (1)	78.77		11:57:08.231
10 -	42.534	48.021	45.254	2:15.809 (3)	78.69	0.134	11:59:24.040
11 -	42.408	49.105	45.799	2:17.312	77.83	1.637	12:01:41.352
12 -	42.276	47.826	45.730	2:15.832	78.68	0.157	12:03:57.184

P6 90		Sarah THOMSON		Porsche Boxster S			
IDEAL LAP TIME : 2:14.891		BEST LAP TIME : 2:14.922		DIFFERENCE : 0.031			
LAP	SECTOR 1	SECTOR 2	SECTOR 3	LAP TIME	MPH	DIFF	TIME OF DAY
1 -		48.722	46.522	2:26.301	73.05	11.379	11:38:51.551
2 -	43.365	48.609	45.607	2:17.581	77.68	2.659	11:41:09.132
3 -	42.834	48.291	45.938	2:17.063	77.97	2.141	11:43:26.195
4 -	42.871	48.008	45.592	2:16.471	78.31	1.549	11:45:42.666
5 -	42.865	47.670	45.390	2:15.925	78.63	1.003	11:47:58.591
6 -	42.259	1:01.226	45.695	2:29.180	71.64	14.258	11:50:27.771
7 -	42.357	47.860	45.601	2:15.818	78.69	0.896	11:52:43.589
8 -	42.461	48.361	45.643	2:16.465	78.32	1.543	11:55:00.054
9 -	42.415	47.566	45.329	2:15.310 (2)	78.98	0.388	11:57:15.364
10 -	42.059	47.597	45.266	2:14.922 (1)	79.21		11:59:30.286
11 -	42.662	47.652	45.480	2:15.794	78.70	0.872	12:01:46.080
12 -	42.402	47.761	45.345	2:15.508 (3)	78.87	0.586	12:04:01.588

Porsche Boxster Cup

RACE 1 - SECTOR ANALYSIS



SECTOR 1 = FL to I1, SECTOR 2 = I1 to I2, SECTOR 3 = I2 to FL, DIFF = Difference To Personal Best Lap, P = Crossed Finish Line in Pit Lane, D = Time Disallowed

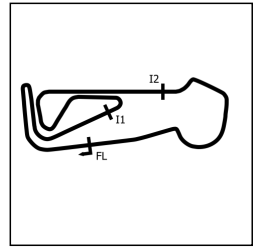
P7 38		Eric BRIDGES		Porsche Boxster S			
IDEAL LAP TIME : 2:19.964		BEST LAP TIME : 2:20.251		DIFFERENCE : 0.287			
LAP	SECTOR 1	SECTOR 2	SECTOR 3	LAP TIME	MPH	DIFF	TIME OF DAY
1 -		49.115	46.924	2:29.766	71.36	9.515	11:38:55.016
2 -	43.965	49.075	47.211	2:20.251 (1)	76.20		11:41:15.267
3 -	44.316	49.841	47.661	2:21.818	75.36	1.567	11:43:37.085
4 -	44.839	50.093	47.330	2:22.262	75.12	2.011	11:45:59.347
5 -	44.388	49.654	47.782	2:21.824	75.36	1.573	11:48:21.171
6 -	44.113	49.692	47.903	2:21.708 (3)	75.42	1.457	11:50:42.879
7 -	45.223	49.396	48.216	2:22.835	74.82	2.584	11:53:05.714
8 -	44.980	49.959	47.613	2:22.552	74.97	2.301	11:55:28.266
9 -	44.139	49.478	47.556	2:21.173 (2)	75.70	0.922	11:57:49.439
10 -	44.683	49.415	47.665	2:21.763	75.39	1.512	12:00:11.202
11 -	45.099	49.235	48.290	2:22.624	74.93	2.373	12:02:33.826
12 -	45.155	50.014	47.563	2:22.732	74.88	2.481	12:04:56.558

P8 51		Tony LEVY		Porsche Boxster S			
IDEAL LAP TIME : 2:20.213		BEST LAP TIME : 2:21.220		DIFFERENCE : 1.007			
LAP	SECTOR 1	SECTOR 2	SECTOR 3	LAP TIME	MPH	DIFF	TIME OF DAY
1 -		50.982	50.023	2:47.199	63.92	25.979	11:39:12.449
2 -	45.542	50.622	51.433	2:27.597	72.41	6.377	11:41:40.046
3 -	46.213	51.692	49.055	2:26.960	72.72	5.740	11:44:07.006
4 -	44.856	49.155	47.751	2:21.762	75.39	0.542	11:46:28.768
5 -	44.146	50.170	49.065	2:23.381	74.54	2.161	11:48:52.149
6 -	44.304	49.202	47.714	2:21.220 (1)	75.68		11:51:13.369
7 -	44.234	49.234	48.368	2:21.836	75.35	0.616	11:53:35.205
8 -	43.904	49.618	48.398	2:21.920	75.31	0.700	11:55:57.125
9 -	43.408	49.091	50.993	2:23.492	74.48	2.272	11:58:20.617
10 -	44.201	49.388	47.747	2:21.336 (2)	75.62	0.116	12:00:41.953
11 -	43.790	49.575	48.261	2:21.626 (3)	75.46	0.406	12:03:03.579
12 -	44.295	49.790	48.266	2:22.351	75.08	1.131	12:05:25.930

P9 125		Craig HORVATH		Porsche Boxster S			
IDEAL LAP TIME : 2:21.043		BEST LAP TIME : 2:21.312		DIFFERENCE : 0.269			
LAP	SECTOR 1	SECTOR 2	SECTOR 3	LAP TIME	MPH	DIFF	TIME OF DAY
1 -		50.475	50.072	2:44.570	64.94	23.258	11:39:09.820
2 -	45.765	51.077	51.052	2:27.894	72.26	6.582	11:41:37.714
3 -	45.233	50.872	48.406	2:24.511	73.96	3.199	11:44:02.225
4 -	45.534	49.955	48.279	2:23.768	74.34	2.456	11:46:25.993
5 -	45.133	50.024	48.222	2:23.379	74.54	2.067	11:48:49.372
6 -	44.832	50.412	48.034	2:23.278	74.59	1.966	11:51:12.650
7 -	44.450	49.483	47.379	2:21.312 (1)	75.63		11:53:33.962
8 -	44.580	49.548	47.523	2:21.651 (2)	75.45	0.339	11:55:55.613
9 -	44.480	49.483	49.008	2:22.971	74.75	1.659	11:58:18.584
10 -	44.419	50.105	48.035	2:22.559	74.97	1.247	12:00:41.143
11 -	45.338	50.158	47.625	2:23.121	74.67	1.809	12:03:04.264
12 -	44.384	50.556	47.176	2:22.116 (3)	75.20	0.804	12:05:26.380

Porsche Boxster Cup

RACE 1 - SECTOR ANALYSIS



SECTOR 1 = FL to I1, SECTOR 2 = I1 to I2, SECTOR 3 = I2 to FL, DIFF = Difference To Personal Best Lap, P = Crossed Finish Line in Pit Lane, D = Time Disallowed

P10 8		Will TOON		Porsche Boxster S			
IDEAL LAP TIME : 2:19.922		BEST LAP TIME : 2:20.948		DIFFERENCE : 1.026			
LAP	SECTOR 1	SECTOR 2	SECTOR 3	LAP TIME	MPH	DIFF	TIME OF DAY
1 -		52.138	51.094	2:40.385	66.64	19.437	11:39:05.635
2 -	47.898	52.877	50.252	2:31.027	70.76	10.079	11:41:36.662
3 -	45.585	51.025	48.441	2:25.051	73.68	4.103	11:44:01.713
4 -	46.738	50.836	47.729	2:25.303	73.55	4.355	11:46:27.016
5 -	45.418	51.290	48.741	2:25.449	73.48	4.501	11:48:52.465
6 -	44.692	49.536	49.611	2:23.839	74.30	2.891	11:51:16.304
7 -	44.597	50.028	46.900	2:21.525 (3)	75.52	0.577	11:53:37.829
8 -	44.672	49.795	47.778	2:22.245	75.13	1.297	11:56:00.074
9 -	43.874	49.384	47.690	2:20.948 (1)	75.82		11:58:21.022
10 -	44.735	49.148	47.272	2:21.155 (2)	75.71	0.207	12:00:42.177
11 -	44.613	50.084	48.057	2:22.754	74.87	1.806	12:03:04.931
12 -	44.012	1:25.711	47.750	2:57.473	60.22	36.525	12:06:02.404

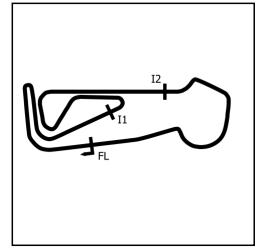
P11 24		Sarah WOOD		Porsche Boxster S			
IDEAL LAP TIME : 2:28.478		BEST LAP TIME : 2:28.648		DIFFERENCE : 0.170			
LAP	SECTOR 1	SECTOR 2	SECTOR 3	LAP TIME	MPH	DIFF	TIME OF DAY
1 -		51.876	51.677	2:39.891	66.84	11.243	11:39:05.141
2 -	47.963	52.660	51.778	2:32.401	70.13	3.753	11:41:37.542
3 -	47.244	53.616	50.468	2:31.328	70.62	2.680	11:44:08.870
4 -	46.944	52.680	50.863	2:30.487	71.02	1.839	11:46:39.357
5 -	46.618	52.371	51.268	2:30.257	71.13	1.609	11:49:09.614
6 -	47.032	52.151	50.703	2:29.886 (3)	71.30	1.238	11:51:39.500
7 -	46.663	51.535	50.450	2:28.648 (1)	71.90		11:54:08.148
8 -	46.523	52.364	50.655	2:29.542 (2)	71.47	0.894	11:56:37.690
9 -	46.962	53.853	52.537	2:33.352	69.69	4.704	11:59:11.042
10 -	46.692	52.526	52.851	2:32.069	70.28	3.421	12:01:43.111
11 -	47.625	51.505	51.177	2:30.307	71.10	1.659	12:04:13.418

P12 28		Phil GRAHAM		Porsche Boxster S			
IDEAL LAP TIME : 2:29.247		BEST LAP TIME : 2:29.318		DIFFERENCE : 0.071			
LAP	SECTOR 1	SECTOR 2	SECTOR 3	LAP TIME	MPH	DIFF	TIME OF DAY
1 -		53.804	52.946	2:44.819	64.84	15.501	11:39:10.069
2 -	49.607	53.272	52.639	2:35.518	68.72	6.200	11:41:45.587
3 -	48.555	53.699	54.044	2:36.298	68.38	6.980	11:44:21.885
4 -	49.769	53.718	53.492	2:36.979	68.08	7.661	11:46:58.864
5 -	48.130	52.757	52.955	2:33.842	69.47	4.524	11:49:32.706
6 -	48.196	52.660	52.711	2:33.567	69.59	4.249	11:52:06.273
7 -	47.300	52.371	54.314	2:33.985	69.40	4.667	11:54:40.258
8 -	49.500	53.687	51.953	2:35.140	68.89	5.822	11:57:15.398
9 -	47.296	51.929	51.759	2:30.984 (3)	70.78	1.666	11:59:46.382
10 -	46.583	51.594	51.141	2:29.318 (1)	71.57		12:02:15.700
11 -	47.133	51.534	51.130	2:29.797 (2)	71.35	0.479	12:04:45.497

P13 33		Jessica WILKINSON		Porsche Boxster S			
IDEAL LAP TIME : 2:17.285		BEST LAP TIME : 2:18.092		DIFFERENCE : 0.807			
LAP	SECTOR 1	SECTOR 2	SECTOR 3	LAP TIME	MPH	DIFF	TIME OF DAY
1 -		55.696	IN PIT	7:54.754 P	22.51	5:36.662	11:44:20.004
2 -	OUTLAP	49.238	47.570	2:26.870	72.77	8.778	11:46:46.874
3 -	43.862	48.496	50.755	2:23.113	74.68	5.021	11:49:09.987
4 -	46.958	48.473	46.932	2:22.363	75.07	4.271	11:51:32.350
5 -	43.981	48.282	46.718	2:18.981	76.90	0.889	11:53:51.331
6 -	43.245	48.189	46.819	2:18.253 (2)	77.30	0.161	11:56:09.584
7 -	43.673	48.514	46.999	2:19.186	76.78	1.094	11:58:28.770
8 -	42.958	48.667	46.766	2:18.391 (3)	77.23	0.299	12:00:47.161
9 -	43.188	47.609	47.295	2:18.092 (1)	77.39		12:03:05.253
10 -	44.208	48.666	47.987	2:20.861	75.87	2.769	12:05:26.114

Porsche Boxster Cup

RACE 1 - SECTOR ANALYSIS



SECTOR 1 = FL to I1, SECTOR 2 = I1 to I2, SECTOR 3 = I2 to FL, DIFF = Difference To Personal Best Lap, P = Crossed Finish Line in Pit Lane, D = Time Disallowed

P14 46		Ashley WHITE		Porsche Boxster S			
IDEAL LAP TIME : 2:17.249		BEST LAP TIME : 2:17.946		DIFFERENCE : 0.697			
LAP	SECTOR 1	SECTOR 2	SECTOR 3	LAP TIME	MPH	DIFF	TIME OF DAY
1 -		49.738	46.470	2:28.094 (2)	72.17	10.148	11:38:53.344
2 -	43.715	48.396	45.835	2:17.946 (1)	77.48		11:41:11.290

Porsche Boxster Cup

RACE 1 - BEST SECTORS

SECTOR 1			SECTOR 2			SECTOR 3			IDEAL / BEST COMPARISON						
POS	NO	NAME	TIME	NO	NAME	TIME	NO	NAME	TIME	POS	NO	NAME	IDEAL	BEST	DIFF
													PERFECT LAP	2:13.409	
1	6	THOMPSON	41.398	21	LOVELL	47.176	21	LOVELL	44.835	1	6	THOMPSON	2:13.693	2:13.996	0.303
2	21	LOVELL	41.710	6	THOMPSON	47.220	53	GREGORY	45.055	2	21	LOVELL	2:13.721	2:14.445	0.724
3	90	THOMSON	42.059	81	DARLING	47.448	6	THOMPSON	45.075	3	81	DARLING	2:14.655	2:15.155	0.500
4	81	DARLING	42.121	20	NOBLE-EVANS	47.559	81	DARLING	45.086	4	90	THOMSON	2:14.891	2:14.922	0.031
5	20	NOBLE-EVANS	42.231	90	THOMSON	47.566	90	THOMSON	45.266	5	53	GREGORY	2:15.157	2:15.675	0.518
6	53	GREGORY	42.276	33	WILKINSON	47.609	20	NOBLE-EVANS	45.516	6	20	NOBLE-EVANS	2:15.306	2:15.402	0.096
7	33	WILKINSON	42.958	53	GREGORY	47.826	46	WHITE	45.835	7	46	WHITE	2:17.249	2:17.946	0.697
8	46	WHITE	43.018	46	WHITE	48.396	33	WILKINSON	46.718	8	33	WILKINSON	2:17.285	2:18.092	0.807
9	51	LEVY	43.408	38	BRIDGES	49.075	8	TOON	46.900	9	8	TOON	2:19.922	2:20.948	1.026
10	8	TOON	43.874	51	LEVY	49.091	38	BRIDGES	46.924	10	38	BRIDGES	2:19.964	2:20.251	0.287
11	38	BRIDGES	43.965	8	TOON	49.148	125	HORVATH	47.176	11	51	LEVY	2:20.213	2:21.220	1.007
12	125	HORVATH	44.384	125	HORVATH	49.483	51	LEVY	47.714	12	125	HORVATH	2:21.043	2:21.312	0.269
13	24	WOOD	46.523	24	WOOD	51.505	24	WOOD	50.450	13	24	WOOD	2:28.478	2:28.648	0.170
14	28	GRAHAM	46.583	28	GRAHAM	51.534	28	GRAHAM	51.130	14	28	GRAHAM	2:29.247	2:29.318	0.071

Porsche Boxster Cup

RACE 1 - STATISTICS

Competitors Started 14
Planned Start 2023-10-07 @ 11:30:00.000
Actual Start 2023-10-07 @ 11:36:25.249
Finish Time 2023-10-07 @ 12:03:41.047
Track Length 2.9689mi.
Total Laps 154
Total Distance Covered 457.2123mi.

Session Fastest Lap History

NO	NAME	LAP TIME	TIME OF DAY	LAP	VEHICLE
6	Mike THOMPSON	2:23.410	11:38:48.671	1	Porsche Boxster S
6	Mike THOMPSON	2:15.237	11:41:03.907	2	Porsche Boxster S
6	Mike THOMPSON	2:14.758	11:43:18.665	3	Porsche Boxster S
21	Jonathan LOVELL	2:14.734	11:43:19.051	3	Porsche Boxster S
21	Jonathan LOVELL	2:14.445	11:47:49.056	5	Porsche Boxster S
6	Mike THOMPSON	2:13.996	11:47:49.279	5	Porsche Boxster S

Session Leader History

NO	NAME	FROM LAP	LAPS LED	DISTANCE	VEHICLE
6	Mike THOMPSON	1	3	8.90 miles	Porsche Boxster S
21	Jonathan LOVELL	4	2	5.93 miles	Porsche Boxster S
6	Mike THOMPSON	6	5	14.84 miles	Porsche Boxster S
21	Jonathan LOVELL	11	2	5.93 miles	Porsche Boxster S

Flag History

TYPE	TIME OF DAY
GREEN	11:36:25.249
FINISH	12:03:41.047

Flag Statistics

TYPE	COUNT	TOTAL LAPS	TOTAL TIME
Green	1	12	30:38.299
Red	0	0	0.000
Safety Car	0	0	0.000
FCY	0	0	0.000

Porsche Boxster Cup

RACE 5 - CLASSIFICATION

POS	NO	NAME	ENTRY	LAPS	TIME	GAP	DIFF	MPH	BEST	ON
1	21	Jonathan LOVELL	Porsche Boxster S	11	25:03.530			78.19	2:14.267	5
2	53	Wayne GREGORY	Porsche Boxster S	11	25:14.459	10.929	10.929	77.63	2:16.435	8
3	81	Perry DARLING	Porsche Boxster S	11	25:19.108	15.578	4.649	77.39	2:16.463	6
4	20	Faye NOBLE-EVANS	Porsche Boxster S	11	25:31.911	28.381	12.803	76.74	2:17.252	3
5	90	Sarah THOMSON	Porsche Boxster S	11	25:33.335	29.805	1.424	76.67	2:16.143	10
6	46	Ashley WHITE	Porsche Boxster S	11	25:53.603	50.073	20.268	75.67	2:17.503	3
7	38	Eric BRIDGES	Porsche Boxster S	11	26:04.036	1:00.506	10.433	75.17	2:19.955	11
8	33	Jessica WILKINSON	Porsche Boxster S	11	26:16.587	1:13.057	12.551	74.57	2:18.572	7
9	51	Tony LEVY	Porsche Boxster S	11	26:47.232	1:43.702	30.645	73.14	2:21.391	10
10	8	Will TOON	Porsche Boxster S	11	26:47.730	1:44.200	0.498	73.12	2:21.388	7
11	125	Craig HORVATH	Porsche Boxster S	11	26:47.788	1:44.258	0.058	73.12	2:21.923	9
12	28	Phil GRAHAM	Porsche Boxster S	10	25:08.110	1 Lap	1 Lap	70.87	2:26.682	7
13	24	Sarah WOOD	Porsche Boxster S	10	25:09.110	1 Lap	1.000	70.82	2:26.646	7
14	6	Mike THOMPSON	Porsche Boxster S	9	25:34.790	2 Laps	1 Lap	62.67	2:14.601	4

FASTEST LAP

21	Jonathan LOVELL	Porsche Boxster S	5	2:14.267	79.60 mph	128.10 kph
----	-----------------	-------------------	---	----------	-----------	------------

Weather / Track : Cloudy / Dry

These results are provisional until the conclusion of any judicial and technical matters.

Race Distance: 11 Laps / 32.65 miles

Snetterton 300: 2.9689 miles

Date: 07/10/2023 Start: 14:37 Finish: 15:02

Clerk Of Course : Andy Stevens

Stewards :

Timekeeper : Nick Palmer

Porsche Boxster Cup

RACE 5 - LAP CHART

LAP 1 @ 14:39:30.537			LAP 2 @ 14:41:46.235			LAP 3 @ 14:44:01.468			LAP 4 @ 14:46:16.310			LAP 5 @ 14:48:30.577		
NO	BEHIND	LAP TIME	NO	BEHIND	LAP TIME	NO	BEHIND	LAP TIME	NO	BEHIND	LAP TIME	NO	BEHIND	LAP TIME
21		2:22.940	21		2:15.698	21		2:15.233	21		2:14.842	21		2:14.267
6	1.088	2:24.028	6	1.396	2:16.006	6	1.113	2:14.950	6	0.872	2:14.601	6	1.586	2:14.981
53	2.104	2:25.044	53	3.676	2:17.270	53	5.876	2:17.433	53	7.551	2:16.517	53	10.134	2:16.850
81	3.927	2:26.867	81	6.054	2:17.825	81	7.838	2:17.017	81	9.493	2:16.497	81	11.972	2:16.746
90	4.393	2:27.333	90	6.962	2:18.267	90	9.015	2:17.286	90	11.188	2:17.015	90	13.652	2:16.731
20	6.309	2:29.249	20	8.959	2:18.348	20	10.978	2:17.252	20	13.945	2:17.809	20	17.814	2:18.136
46	6.984	2:29.924	46	9.386	2:18.100	46	11.656	2:17.503	46	15.446	2:18.632	46	21.347	2:20.168
38	7.977	2:30.917	38	15.997	2:23.718	38	20.989	2:20.225	38	27.511	2:21.364	38	34.888	2:21.644
28	18.659	2:41.599	125	31.711	2:26.354	125	43.958	2:27.480	51	54.926	2:24.327	33	1:00.472	2:19.626
24	20.240	2:43.180	51	35.589	2:29.456	51	45.441	2:25.085	33	55.113	2:21.822	125	1:05.812	2:23.930
125	21.055	2:43.995	28	37.698	2:34.737	33	48.133	2:21.118	125	56.149	2:27.033	51	1:06.192	2:25.533
51	21.831	2:44.771	24	38.351	2:33.809	8	55.379	2:28.767	8	1:03.693	2:23.156	8	1:11.056	2:21.630
8	31.673	2:54.613	8	41.845	2:25.870	28	57.007	2:34.542	28	1:11.928	2:29.763	28	1:26.686	2:29.025
33	36.724	2:59.664	33	42.248	2:21.222	24	57.855	2:34.737	24	1:13.280	2:30.267	24	1:27.786	2:28.773

Porsche Boxster Cup

RACE 5 - LAP CHART

LAP 6 @ 14:50:45.352			LAP 7 @ 14:53:02.121			LAP 8 @ 14:55:19.383			LAP 9 @ 14:57:37.163			LAP 10 @ 14:59:54.603		
NO	BEHIND	LAP TIME	NO	BEHIND	LAP TIME	NO	BEHIND	LAP TIME	NO	BEHIND	LAP TIME	NO	BEHIND	LAP TIME
21		2:14.775	21		2:16.769	21		2:17.262	21		2:17.780	21		2:17.440
53	11.937	2:16.578	53	11.656	2:16.488	53	10.829	2:16.435	53	9.835	2:16.786	53	9.753	2:17.358
81	13.660	2:16.463	81	14.455	2:17.564	81	13.892	2:16.699	81	14.236	2:18.124	81	14.174	2:17.378
90	15.497	2:16.620	90	16.017	2:17.289	90	16.228	2:17.473	90	15.755	2:17.307	90	14.458	2:16.143
20	21.522	2:18.483	20	23.004	2:18.251	6	2 Laps	7:07.628 P	20	24.770	2:18.195	20	25.898	2:18.568
46	27.648	2:21.076	46	32.022	2:21.143	20	24.355	2:18.613	6	2 Laps	2:22.665	6	2 Laps	2:18.567
38	41.323	2:21.210	38	46.591	2:22.037	46	36.250	2:21.490	46	40.857	2:22.387	46	44.541	2:21.124
33	1:04.773	2:19.076	33	1:06.576	2:18.572	38	49.899	2:20.570	38	53.420	2:21.301	38	57.075	2:21.095
125	1:15.037	2:24.000	125	1:21.819	2:23.551	33	1:08.523	2:19.209	33	1:09.443	2:18.700	33	1:11.008	2:19.005
51	1:16.738	2:25.321	51	1:22.258	2:22.289	51	1:27.735	2:22.739	51	1:32.895	2:22.940	51	1:36.846	2:21.391
8	1:18.070	2:21.789	8	1:22.689	2:21.388	8	1:28.082	2:22.655	8	1:33.041	2:22.739	8	1:37.036	2:21.435
28	1:39.975	2:28.064	28	1:49.888	2:26.682	125	1:29.058	2:24.501	125	1:33.201	2:21.923	125	1:38.248	2:22.487
24	1:41.077	2:28.066	24	1:50.954	2:26.646	28	2:00.605	2:27.979	28	2:10.283	2:27.458	24		
						24	2:01.514	2:27.822	24	2:11.044	2:27.310			

Porsche Boxster Cup

RACE 5 - LAP CHART

LAP 11 @ 15:02:11.127

NO	BEHIND	LAP TIME
21		2:16.524
28	1 Lap	2:28.261
24	1 Lap	2:28.500
53	10.929	2:17.700
81	15.578	2:17.928
20	28.381	2:19.007
90	29.805	2:31.871
6	2 Laps	2:21.364
46	50.073	2:22.056
38	1:00.506	2:19.955
33	1:13.057	2:18.573
51	1:43.702	2:23.380
8	1:44.200	2:23.688
125	1:44.258	2:22.534

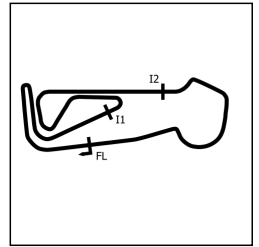
Porsche Boxster Cup

RACE 5 - POSITION CHART

No	Name	Lap												
		Pos	1	2	3	4	5	6	7	8	9	10	11	
21	LOVELL	1	21	21	21	21	21	21	21	21	21	21	21	21
6	THOMPSON	2	6	6	6	6	6	53	53	53	53	53	53	53
20	NOBLE-EVANS	3	53	53	53	53	53	81	81	81	81	81	81	81
53	GREGORY	4	81	81	81	81	81	90	90	90	90	90	90	20
33	WILKINSON	5	90	90	90	90	90	20	20	20	20	20	20	90
81	DARLING	6	20	20	20	20	20	46	46	46	46	46	46	46
90	THOMSON	7	46	46	46	46	46	38	38	38	38	38	38	38
38	BRIDGES	8	38	38	38	38	38	33	33	33	33	33	33	33
46	WHITE	9	28	125	125	51	33	125	125	51	51	51	51	51
24	WOOD	10	24	51	51	33	125	51	51	8	8	8	8	8
28	GRAHAM	11	125	28	33	125	51	8	8	125	125	125	125	125
8	TOON	12	51	24	8	8	8	28	28	28	28	28	28	28
125	HORVATH	13	8	8	28	28	28	24	24	24	24	24	24	24
51	LEVY	14	33	33	24	24	24	6	6	6	6	6	6	6

Porsche Boxster Cup

RACE 5 - SECTOR ANALYSIS



SECTOR 1 = FL to I1, SECTOR 2 = I1 to I2, SECTOR 3 = I2 to FL, DIFF = Difference To Personal Best Lap, P = Crossed Finish Line in Pit Lane, D = Time Disallowed

P1 21		Jonathan LOVELL		Porsche Boxster S			
IDEAL LAP TIME : 2:14.028		BEST LAP TIME : 2:14.267		DIFFERENCE : 0.239			
LAP	SECTOR 1	SECTOR 2	SECTOR 3	LAP TIME	MPH	DIFF	TIME OF DAY
1 -		48.003	45.466	2:22.940	74.77	8.673	14:39:30.537
2 -	42.086	48.443	45.169	2:15.698	78.76	1.431	14:41:46.235
3 -	42.120	47.660	45.453	2:15.233	79.03	0.966	14:44:01.468
4 -	41.906	47.457	45.479	2:14.842 (3)	79.26	0.575	14:46:16.310
5 -	42.129	47.232	44.906	2:14.267 (1)	79.60		14:48:30.577
6 -	41.890	47.500	45.385	2:14.775 (2)	79.30	0.508	14:50:45.352
7 -	42.602	48.085	46.082	2:16.769	78.14	2.502	14:53:02.121
8 -	42.684	48.327	46.251	2:17.262	77.86	2.995	14:55:19.383
9 -	42.877	48.518	46.385	2:17.780	77.57	3.513	14:57:37.163
10 -	43.178	48.111	46.151	2:17.440	77.76	3.173	14:59:54.603
11 -	42.329	48.321	45.874	2:16.524	78.28	2.257	15:02:11.127

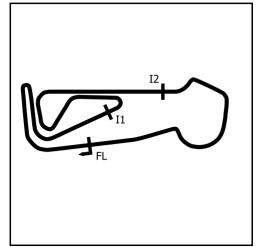
P2 53		Wayne GREGORY		Porsche Boxster S			
IDEAL LAP TIME : 2:16.002		BEST LAP TIME : 2:16.435		DIFFERENCE : 0.433			
LAP	SECTOR 1	SECTOR 2	SECTOR 3	LAP TIME	MPH	DIFF	TIME OF DAY
1 -		48.951	45.754	2:25.044	73.68	8.609	14:39:32.641
2 -	42.759	48.906	45.605	2:17.270	77.86	0.835	14:41:49.911
3 -	42.568	48.755	46.110	2:17.433	77.76	0.998	14:44:07.344
4 -	42.711	48.338	45.468	2:16.517 (3)	78.29	0.082	14:46:23.861
5 -	42.728	48.354	45.768	2:16.850	78.10	0.415	14:48:40.711
6 -	42.466	48.279	45.833	2:16.578	78.25	0.143	14:50:57.289
7 -	42.584	48.167	45.737	2:16.488 (2)	78.30	0.053	14:53:13.777
8 -	42.518	48.075	45.842	2:16.435 (1)	78.33		14:55:30.212
9 -	42.459	48.401	45.926	2:16.786	78.13	0.351	14:57:46.998
10 -	42.625	48.663	46.070	2:17.358	77.81	0.923	15:00:04.356
11 -	42.957	48.737	46.006	2:17.700	77.61	1.265	15:02:22.056

P3 81		Perry DARLING		Porsche Boxster S			
IDEAL LAP TIME : 2:15.921		BEST LAP TIME : 2:16.463		DIFFERENCE : 0.542			
LAP	SECTOR 1	SECTOR 2	SECTOR 3	LAP TIME	MPH	DIFF	TIME OF DAY
1 -		49.015	46.875	2:26.867	72.77	10.404	14:39:34.464
2 -	42.859	48.932	46.034	2:17.825	77.54	1.362	14:41:52.289
3 -	42.708	48.472	45.837	2:17.017	78.00	0.554	14:44:09.306
4 -	42.699	48.062	45.736	2:16.497 (2)	78.30	0.034	14:46:25.803
5 -	42.742	48.682	45.322	2:16.746	78.16	0.283	14:48:42.549
6 -	42.537	48.438	45.488	2:16.463 (1)	78.32		14:50:59.012
7 -	42.847	48.629	46.088	2:17.564	77.69	1.101	14:53:16.576
8 -	42.631	48.259	45.809	2:16.699 (3)	78.18	0.236	14:55:33.275
9 -	43.414	48.472	46.238	2:18.124	77.38	1.661	14:57:51.399
10 -	43.436	48.088	45.854	2:17.378	77.80	0.915	15:00:08.777
11 -	43.369	48.404	46.155	2:17.928	77.49	1.465	15:02:26.705

P4 20		Faye NOBLE-EVANS		Porsche Boxster S			
IDEAL LAP TIME : 2:16.917		BEST LAP TIME : 2:17.252		DIFFERENCE : 0.335			
LAP	SECTOR 1	SECTOR 2	SECTOR 3	LAP TIME	MPH	DIFF	TIME OF DAY
1 -		49.355	47.037	2:29.249	71.61	11.997	14:39:36.846
2 -	43.376	48.573	46.399	2:18.348	77.25	1.096	14:41:55.194
3 -	42.989	48.110	46.153	2:17.252 (1)	77.87		14:44:12.446
4 -	43.018	48.569	46.222	2:17.809 (2)	77.55	0.557	14:46:30.255
5 -	42.910	48.368	46.858	2:18.136 (3)	77.37	0.884	14:48:48.391
6 -	42.654	49.455	46.374	2:18.483	77.17	1.231	14:51:06.874
7 -	43.233	48.219	46.799	2:18.251	77.30	0.999	14:53:25.125
8 -	43.007	48.690	46.916	2:18.613	77.10	1.361	14:55:43.738
9 -	43.178	48.513	46.504	2:18.195	77.34	0.943	14:58:01.933
10 -	42.994	48.657	46.917	2:18.568	77.13	1.316	15:00:20.501
11 -	43.259	49.170	46.578	2:19.007	76.88	1.755	15:02:39.508

Porsche Boxster Cup

RACE 5 - SECTOR ANALYSIS



SECTOR 1 = FL to I1, SECTOR 2 = I1 to I2, SECTOR 3 = I2 to FL, DIFF = Difference To Personal Best Lap, P = Crossed Finish Line in Pit Lane, D = Time Disallowed

P5 90 Sarah THOMSON		Porsche Boxster S					
IDEAL LAP TIME : 2:16.043		BEST LAP TIME : 2:16.143		DIFFERENCE : 0.100			
LAP	SECTOR 1	SECTOR 2	SECTOR 3	LAP TIME	MPH	DIFF	TIME OF DAY
1 -		49.195	46.561	2:27.333	72.54	11.190	14:39:34.930
2 -	43.029	49.019	46.219	2:18.267	77.30	2.124	14:41:53.197
3 -	42.729	48.376	46.181	2:17.286	77.85	1.143	14:44:10.483
4 -	42.894	48.174	45.947	2:17.015	78.00	0.872	14:46:27.498
5 -	42.878	48.071	45.782	2:16.731 (3)	78.16	0.588	14:48:44.229
6 -	42.761	48.051	45.808	2:16.620 (2)	78.23	0.477	14:51:00.849
7 -	42.866	48.714	45.709	2:17.289	77.85	1.146	14:53:18.138
8 -	43.078	48.552	45.843	2:17.473	77.74	1.330	14:55:35.611
9 -	43.104	48.198	46.005	2:17.307	77.84	1.164	14:57:52.918
10 -	42.616	47.718	45.809	2:16.143 (1)	78.50		15:00:09.061
11 -	47.918	57.905	46.048	2:31.871	70.37	15.728	15:02:40.932

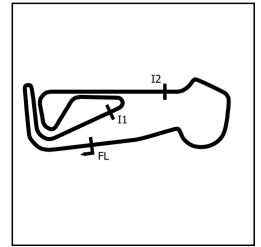
P6 46 Ashley WHITE		Porsche Boxster S					
IDEAL LAP TIME : 2:17.402		BEST LAP TIME : 2:17.503		DIFFERENCE : 0.101			
LAP	SECTOR 1	SECTOR 2	SECTOR 3	LAP TIME	MPH	DIFF	TIME OF DAY
1 -		49.528	47.800	2:29.924	71.28	12.421	14:39:37.521
2 -	43.207	48.799	46.094	2:18.100 (2)	77.39	0.597	14:41:55.621
3 -	42.916	48.392	46.195	2:17.503 (1)	77.72		14:44:13.124
4 -	43.490	48.748	46.394	2:18.632 (3)	77.09	1.129	14:46:31.756
5 -	43.304	49.782	47.082	2:20.168	76.25	2.665	14:48:51.924
6 -	43.669	49.240	48.167	2:21.076	75.76	3.573	14:51:13.000
7 -	43.930	49.628	47.585	2:21.143	75.72	3.640	14:53:34.143
8 -	44.175	49.947	47.368	2:21.490	75.53	3.987	14:55:55.633
9 -	43.908	50.214	48.265	2:22.387	75.06	4.884	14:58:18.020
10 -	43.993	49.754	47.377	2:21.124	75.73	3.621	15:00:39.144
11 -	44.391	49.829	47.836	2:22.056	75.23	4.553	15:03:01.200

P7 38 Eric BRIDGES		Porsche Boxster S					
IDEAL LAP TIME : 2:19.099		BEST LAP TIME : 2:19.955		DIFFERENCE : 0.046			
LAP	SECTOR 1	SECTOR 2	SECTOR 3	LAP TIME	MPH	DIFF	TIME OF DAY
1 -		49.350	48.091	2:30.917	70.82	10.962	14:39:38.514
2 -	46.141	49.848	47.729	2:23.718	74.36	3.763	14:42:02.232
3 -	44.272	48.927	47.026	2:20.225 (2)	76.22	0.270	14:44:22.457
4 -	44.005	49.077	48.282	2:21.364	75.60	1.409	14:46:43.821
5 -	44.560	49.542	47.542	2:21.644	75.45	1.689	14:49:05.465
6 -	44.208	49.547	47.455	2:21.210	75.68	1.255	14:51:26.675
7 -	44.584	49.641	47.812	2:22.037	75.24	2.082	14:53:48.712
8 -	44.157	49.125	47.288	2:20.570 (3)	76.03	0.615	14:56:09.282
9 -	44.176	49.073	48.052	2:21.301	75.64	1.346	14:58:30.583
10 -	44.464	49.133	47.498	2:21.095	75.75	1.140	15:00:51.678
11 -	43.956	48.954	47.045	2:19.955 (1)	76.36		15:03:11.633

P8 33 Jessica WILKINSON		Porsche Boxster S					
IDEAL LAP TIME : 2:17.958		BEST LAP TIME : 2:18.572		DIFFERENCE : 0.614			
LAP	SECTOR 1	SECTOR 2	SECTOR 3	LAP TIME	MPH	DIFF	TIME OF DAY
1 -		1:09.948	47.801	2:59.664	59.48	41.092	14:40:07.261
2 -	43.899	49.080	48.243	2:21.222	75.68	2.650	14:42:28.483
3 -	44.837	48.846	47.435	2:21.118	75.73	2.546	14:44:49.601
4 -	43.591	49.462	48.769	2:21.822	75.36	3.250	14:47:11.423
5 -	44.793	48.294	46.539	2:19.626	76.54	1.054	14:49:31.049
6 -	43.722	48.357	46.997	2:19.076	76.85	0.504	14:51:50.125
7 -	43.572	48.433	46.567	2:18.572 (1)	77.13		14:54:08.697
8 -	44.476	48.242	46.491	2:19.209	76.77	0.637	14:56:27.906
9 -	43.559	48.201	46.940	2:18.700 (3)	77.05	0.128	14:58:46.606
10 -	43.481	48.133	47.391	2:19.005	76.88	0.433	15:01:05.611
11 -	43.868	47.986	46.719	2:18.573 (2)	77.12	0.001	15:03:24.184

Porsche Boxster Cup

RACE 5 - SECTOR ANALYSIS



SECTOR 1 = FL to I1, SECTOR 2 = I1 to I2, SECTOR 3 = I2 to FL, DIFF = Difference To Personal Best Lap, P = Crossed Finish Line in Pit Lane, D = Time Disallowed

P9 51		Tony LEVY		Porsche Boxster S			
IDEAL LAP TIME : 2:21.011		BEST LAP TIME : 2:21.391		DIFFERENCE : 0.380			
LAP	SECTOR 1	SECTOR 2	SECTOR 3	LAP TIME	MPH	DIFF	TIME OF DAY
1 -		50.948	49.797	2:44.771	64.86	23.380	14:39:52.368
2 -	47.308	51.662	50.486	2:29.456	71.51	8.065	14:42:21.824
3 -	44.060	50.539	50.486	2:25.085	73.66	3.694	14:44:46.909
4 -	44.640	50.744	48.943	2:24.327	74.05	2.936	14:47:11.236
5 -	44.387	51.549	49.597	2:25.533	73.44	4.142	14:49:36.769
6 -	45.595	49.931	49.795	2:25.321	73.54	3.930	14:52:02.090
7 -	44.542	49.864	47.883	2:22.289 (2)	75.11	0.898	14:54:24.379
8 -	44.678	49.960	48.101	2:22.739 (3)	74.87	1.348	14:56:47.118
9 -	43.705	49.585	49.650	2:22.940	74.77	1.549	14:59:10.058
10 -	44.061	49.609	47.721	2:21.391 (1)	75.59		15:01:31.449
11 -	43.895	50.350	49.135	2:23.380	74.54	1.989	15:03:54.829

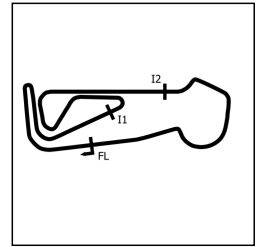
P10 8		Will TOON		Porsche Boxster S			
IDEAL LAP TIME : 2:20.738		BEST LAP TIME : 2:21.388		DIFFERENCE : 0.650			
LAP	SECTOR 1	SECTOR 2	SECTOR 3	LAP TIME	MPH	DIFF	TIME OF DAY
1 -		52.998	1:05.636	2:54.613	61.20	33.225	14:40:02.210
2 -	46.071	51.588	48.211	2:25.870	73.27	4.482	14:42:28.080
3 -	46.213	51.910	50.644	2:28.767	71.84	7.379	14:44:56.847
4 -	44.873	50.133	48.150	2:23.156	74.66	1.768	14:47:20.003
5 -	44.535	49.822	47.273	2:21.630 (3)	75.46	0.242	14:49:41.633
6 -	43.905	50.272	47.612	2:21.789	75.38	0.401	14:52:03.422
7 -	43.970	49.786	47.632	2:21.388 (1)	75.59		14:54:24.810
8 -	44.605	50.519	47.531	2:22.655	74.92	1.267	14:56:47.465
9 -	44.028	49.692	49.019	2:22.739	74.87	1.351	14:59:10.204
10 -	44.486	49.560	47.389	2:21.435 (2)	75.56	0.047	15:01:31.639
11 -	44.266	50.420	49.002	2:23.688	74.38	2.300	15:03:55.327

P11 125		Craig HORVATH		Porsche Boxster S			
IDEAL LAP TIME : 2:21.607		BEST LAP TIME : 2:21.923		DIFFERENCE : 0.316			
LAP	SECTOR 1	SECTOR 2	SECTOR 3	LAP TIME	MPH	DIFF	TIME OF DAY
1 -		51.099	49.465	2:43.995	65.17	22.072	14:39:51.592
2 -	46.632	51.090	48.632	2:26.354	73.02	4.431	14:42:17.946
3 -	45.963	51.914	49.603	2:27.480	72.47	5.557	14:44:45.426
4 -	45.485	51.449	50.099	2:27.033	72.69	5.110	14:47:12.459
5 -	44.999	50.742	48.189	2:23.930	74.25	2.007	14:49:36.389
6 -	45.133	50.348	48.519	2:24.000	74.22	2.077	14:52:00.389
7 -	44.785	50.763	48.003	2:23.551	74.45	1.628	14:54:23.940
8 -	44.785	51.572	48.144	2:24.501	73.96	2.578	14:56:48.441
9 -	44.166	50.398	47.359	2:21.923 (1)	75.30		14:59:10.364
10 -	44.703	50.191	47.593	2:22.487 (2)	75.01	0.564	15:01:32.851
11 -	44.057	50.676	47.801	2:22.534 (3)	74.98	0.611	15:03:55.385

P12 28		Phil GRAHAM		Porsche Boxster S			
IDEAL LAP TIME : 2:25.948		BEST LAP TIME : 2:26.682		DIFFERENCE : 0.734			
LAP	SECTOR 1	SECTOR 2	SECTOR 3	LAP TIME	MPH	DIFF	TIME OF DAY
1 -		53.191	52.843	2:41.599	66.13	14.917	14:39:49.196
2 -	47.817	52.484	54.436	2:34.737	69.07	8.055	14:42:23.933
3 -	49.248	52.747	52.547	2:34.542	69.15	7.860	14:44:58.475
4 -	47.347	51.720	50.696	2:29.763	71.36	3.081	14:47:28.238
5 -	45.917	52.313	50.795	2:29.025	71.72	2.343	14:49:57.263
6 -	46.262	51.217	50.585	2:28.064	72.18	1.382	14:52:25.327
7 -	46.023	50.733	49.926	2:26.682 (1)	72.86		14:54:52.009
8 -	46.250	51.738	49.991	2:27.979 (3)	72.22	1.297	14:57:19.988
9 -	46.477	51.683	49.298	2:27.458 (2)	72.48	0.776	14:59:47.446
10 -	46.529	51.640	50.092	2:28.261	72.08	1.579	15:02:15.707

Porsche Boxster Cup

RACE 5 - SECTOR ANALYSIS



SECTOR 1 = FL to I1, SECTOR 2 = I1 to I2, SECTOR 3 = I2 to FL, DIFF = Difference To Personal Best Lap, P = Crossed Finish Line in Pit Lane, D = Time Disallowed

P13 24		Sarah WOOD		Porsche Boxster S			
IDEAL LAP TIME : 2:26.646		BEST LAP TIME : 2:26.646		DIFFERENCE : 0.000			
LAP	SECTOR 1	SECTOR 2	SECTOR 3	LAP TIME	MPH	DIFF	TIME OF DAY
1 -		52.674	53.618	2:43.180	65.49	16.534	14:39:50.777
2 -	48.705	54.335	50.769	2:33.809	69.48	7.163	14:42:24.586
3 -	49.395	53.744	51.598	2:34.737	69.07	8.091	14:44:59.323
4 -	47.295	51.899	51.073	2:30.267	71.12	3.621	14:47:29.590
5 -	45.882	51.847	51.044	2:28.773	71.84	2.127	14:49:58.363
6 -	46.123	51.455	50.488	2:28.066	72.18	1.420	14:52:26.429
7 -	45.812	50.885	49.949	2:26.646 (1)	72.88		14:54:53.075
8 -	45.932	51.614	50.276	2:27.822 (3)	72.30	1.176	14:57:20.897
9 -	46.036	51.264	50.010	2:27.310 (2)	72.55	0.664	14:59:48.207
10 -	46.225	51.877	50.398	2:28.500	71.97	1.854	15:02:16.707

P14 6		Mike THOMPSON		Porsche Boxster S			
IDEAL LAP TIME : 2:14.508		BEST LAP TIME : 2:14.601		DIFFERENCE : 0.093			
LAP	SECTOR 1	SECTOR 2	SECTOR 3	LAP TIME	MPH	DIFF	TIME OF DAY
1 -		48.505	46.326	2:24.028	74.20	9.427	14:39:31.625
2 -	42.247	47.994	45.765	2:16.006	78.58	1.405	14:41:47.631
3 -	41.874	47.854	45.222	2:14.950 (2)	79.20	0.349	14:44:02.581
4 -	41.874	47.412	45.315	2:14.601 (1)	79.40		14:46:17.182
5 -	41.924	47.776	45.281	2:14.981 (3)	79.18	0.380	14:48:32.163
6 -	42.012	47.782	IN PIT	7:07.628 P	24.99	4:53.027	14:55:39.791
7 -	OUTLAP	48.814	45.906	2:22.665	74.91	8.064	14:58:02.456
8 -	43.581	48.874	46.112	2:18.567	77.13	3.966	15:00:21.023
9 -	44.070	50.933	46.361	2:21.364	75.60	6.763	15:02:42.387

Porsche Boxster Cup

RACE 5 - BEST SECTORS

SECTOR 1			SECTOR 2			SECTOR 3			IDEAL / BEST COMPARISON						
POS	NO	NAME	TIME	NO	NAME	TIME	NO	NAME	TIME	POS	NO	NAME	IDEAL	BEST	DIFF
													PERFECT LAP	2:14.012	
1	6	THOMPSON	41.874	21	LOVELL	47.232	21	LOVELL	44.906	1	21	LOVELL	2:14.028	2:14.267	0.239
2	21	LOVELL	41.890	6	THOMPSON	47.412	6	THOMPSON	45.222	2	6	THOMPSON	2:14.508	2:14.601	0.093
3	53	GREGORY	42.459	90	THOMSON	47.718	81	DARLING	45.322	3	81	DARLING	2:15.921	2:16.463	0.542
4	81	DARLING	42.537	33	WILKINSON	47.986	53	GREGORY	45.468	4	53	GREGORY	2:16.002	2:16.435	0.433
5	90	THOMSON	42.616	81	DARLING	48.062	90	THOMSON	45.709	5	90	THOMSON	2:16.043	2:16.143	0.100
6	20	NOBLE-EVANS	42.654	53	GREGORY	48.075	46	WHITE	46.094	6	20	NOBLE-EVANS	2:16.917	2:17.252	0.335
7	46	WHITE	42.916	20	NOBLE-EVANS	48.110	20	NOBLE-EVANS	46.153	7	46	WHITE	2:17.402	2:17.503	0.101
8	33	WILKINSON	43.481	46	WHITE	48.392	33	WILKINSON	46.491	8	33	WILKINSON	2:17.958	2:18.572	0.614
9	51	LEVY	43.705	38	BRIDGES	48.927	38	BRIDGES	47.026	9	38	BRIDGES	2:19.909	2:19.955	0.046
10	8	TOON	43.905	8	TOON	49.560	8	TOON	47.273	10	8	TOON	2:20.738	2:21.388	0.650
11	38	BRIDGES	43.956	51	LEVY	49.585	125	HORVATH	47.359	11	51	LEVY	2:21.011	2:21.391	0.380
12	125	HORVATH	44.057	125	HORVATH	50.191	51	LEVY	47.721	12	125	HORVATH	2:21.607	2:21.923	0.316
13	24	WOOD	45.812	28	GRAHAM	50.733	28	GRAHAM	49.298	13	28	GRAHAM	2:25.948	2:26.682	0.734
14	28	GRAHAM	45.917	24	WOOD	50.885	24	WOOD	49.949	14	24	WOOD	2:26.646	2:26.646	0.000

Porsche Boxster Cup

RACE 5 - STATISTICS

Competitors Started 14
Planned Start 2023-10-07 @ 14:35:00.000
Actual Start 2023-10-07 @ 14:37:07.596
Finish Time 2023-10-07 @ 15:02:10.302
Track Length 2.9689mi.
Total Laps 150
Total Distance Covered 445.3367mi.

Session Fastest Lap History

NO	NAME	LAP TIME	TIME OF DAY	LAP	VEHICLE
21	Jonathan LOVELL	2:22.940	14:39:30.541	1	Porsche Boxster S
21	Jonathan LOVELL	2:15.698	14:41:46.239	2	Porsche Boxster S
21	Jonathan LOVELL	2:15.233	14:44:01.471	3	Porsche Boxster S
6	Mike THOMPSON	2:14.950	14:44:02.592	3	Porsche Boxster S
21	Jonathan LOVELL	2:14.842	14:46:16.313	4	Porsche Boxster S
6	Mike THOMPSON	2:14.601	14:46:17.193	4	Porsche Boxster S
21	Jonathan LOVELL	2:14.267	14:48:30.580	5	Porsche Boxster S

Session Leader History

NO	NAME	FROM LAP	LAPS LED	DISTANCE	VEHICLE
21	Jonathan LOVELL	1	11	32.65 miles	Porsche Boxster S

Flag History

TYPE	TIME OF DAY
GREEN	14:37:07.596
FINISH	15:02:10.302

Flag Statistics

TYPE	COUNT	TOTAL LAPS	TOTAL TIME
Green	1	11	27:29.761
Red	0	0	0.000
Safety Car	0	0	0.000
FCY	0	0	0.000