



Porsche Club

Motorsport



BOXSTER CUP



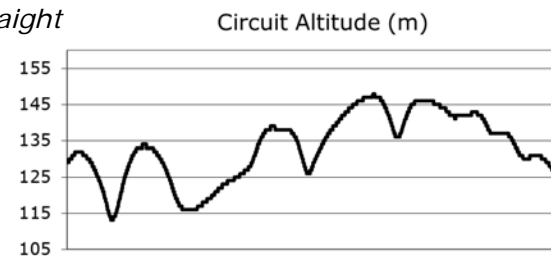
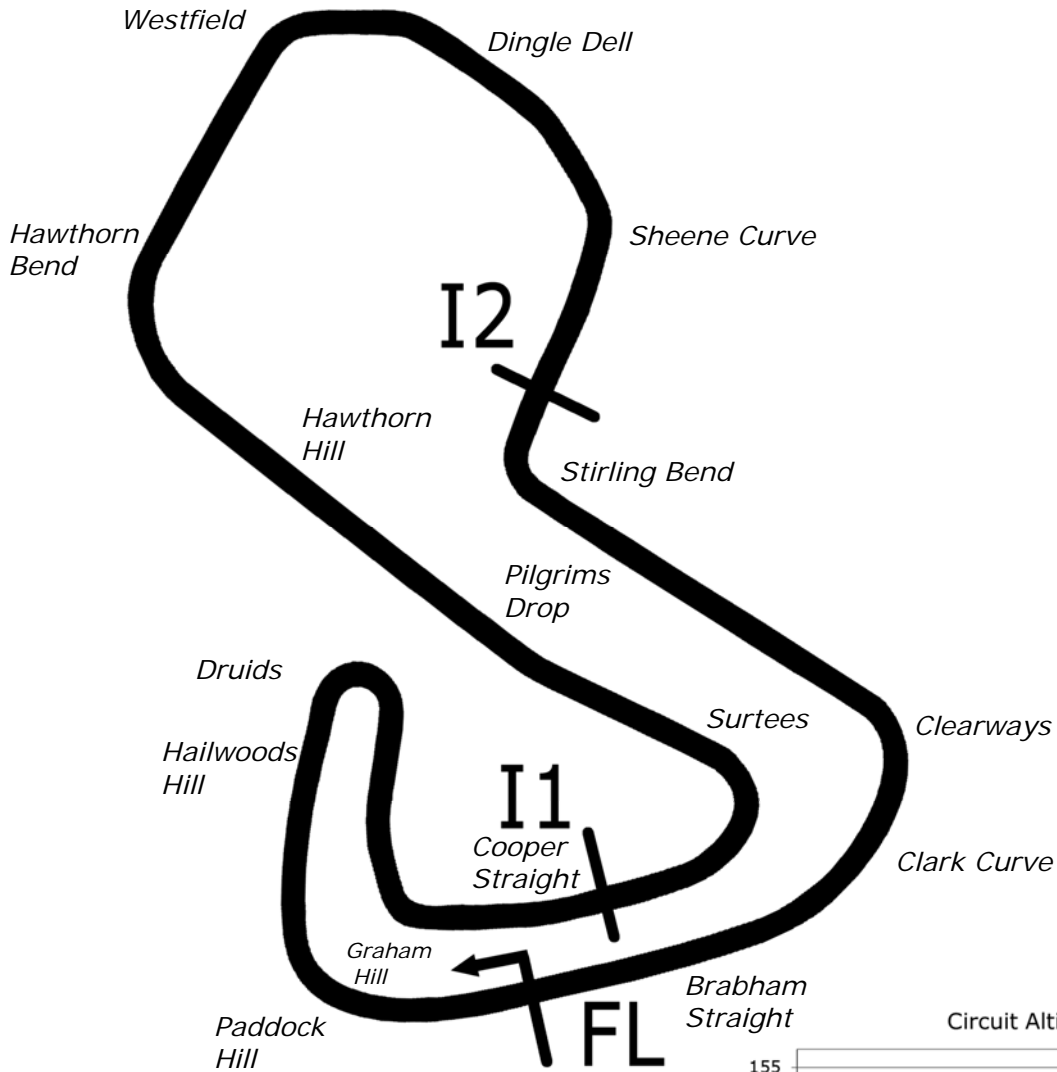
Brands Hatch GP

29th April 2023

Results



Brands Hatch GP



Length	2.4332 miles	3916.0 m	
FL		51.36032 N	0.26032 E
I1	1116m	51.35934 N	0.25955 E
I2	2928m	51.35532 N	0.26250 E
Pit Entry	3646m	51.35911 N	0.25743 E
Pit Exit	26m after FL	51.36027 N	0.26078 E
Pit Entry-Pit Exit 277m, 19.9s @50kph, 16.6s @60kph			

All results available at www.tsl-timing.com

Porsche Boxster Cup

QUALIFYING - RACE 4 - CLASSIFICATION

POS	NO	NAME	ENTRY	TIME	ON	LAPS	GAP	DIFF	MPH
1	21	Jonathan LOVELL	Porsche Boxster S	1:44.618	6	11			83.73
2	7*	Tom ANDREW	Porsche Boxster S	1:44.972	11	11	0.354	0.354	83.44
3	81	Perry DARLING	Porsche Boxster S	1:46.323	10	10	1.705	1.351	82.38
4	66	Vikram SUDERA	Porsche Boxster S	1:46.962	9	10	2.344	0.639	81.89
5	6*	Mike THOMPSON	Porsche Boxster S	1:47.058	10	10	2.440	0.096	81.82
6	90	Sarah THOMSON	Porsche Boxster S	1:48.591	10	10	3.973	1.533	80.66
7	55	Scot ADAMS	Porsche Boxster S	1:48.625	10	10	4.007	0.034	80.64
8	20	Faye NOBLE-EVANS	Porsche Boxster S	1:49.688	11	11	5.070	1.063	79.86
9	46	Ashley WHITE	Porsche Boxster S	1:49.849	6	10	5.231	0.161	79.74
10	38	Eric BRIDGES	Porsche Boxster S	1:51.124	11	11	6.506	1.275	78.82
11	77*	Paul WATSON	Porsche Boxster S	1:52.030	10	10	7.412	0.906	78.19
12	33	Jessica WILKINSON	Porsche Boxster S	1:52.322	9	11	7.704	0.292	77.98
13	23	Zoe KYLE-HENNEY	Porsche Boxster S	1:54.599	8	9	9.981	2.277	76.43
14	24	Sarah WOOD	Porsche Boxster S	1:59.649	10	10	15.031	5.050	73.21
15	600	Simon RUFFELL-WARD	Porsche Boxster S	2:01.724	2	3	17.106	2.075	71.96

No. 6, 7, 77 - 1 Lap time disallowed; exceeding track limits.

Weather / Track : Bright / Dry

These results are provisional until the conclusion of any judicial and technical matters.

Brands Hatch GP: 2.4332 miles

Date: 29/04/2023 Start: 11:07 Finish: 11:27

Clerk Of Course : Andy Stevens

Stewards :

Timekeeper : Nick Palmer

Porsche Boxster Cup

QUALIFYING - RACE 8 - 2ND FASTEST CLASSIFICATION

POS	NO	NAME	ENTRY	TIME	ON	LAPS	GAP	DIFF	MPH
1	21	Jonathan LOVELL	Porsche Boxster S	1:44.793	4	11			83.59
2	7*	Tom ANDREW	Porsche Boxster S	1:45.963	10	11	1.170	1.170	82.66
3	81	Perry DARLING	Porsche Boxster S	1:46.910	8	10	2.117	0.947	81.93
4	66	Vikram SUDERA	Porsche Boxster S	1:47.154	10	10	2.361	0.244	81.75
5	6*	Mike THOMPSON	Porsche Boxster S	1:48.624	5	10	3.831	1.470	80.64
6	90	Sarah THOMSON	Porsche Boxster S	1:48.711	9	10	3.918	0.087	80.57
7	55	Scot ADAMS	Porsche Boxster S	1:49.761	7	10	4.968	1.050	79.80
8	20	Faye NOBLE-EVANS	Porsche Boxster S	1:50.026	7	11	5.233	0.265	79.61
9	46	Ashley WHITE	Porsche Boxster S	1:50.367	5	10	5.574	0.341	79.37
10	38	Eric BRIDGES	Porsche Boxster S	1:51.128	10	11	6.335	0.761	78.82
11	77*	Paul WATSON	Porsche Boxster S	1:52.108	7	10	7.315	0.980	78.13
12	33	Jessica WILKINSON	Porsche Boxster S	1:52.765	8	11	7.972	0.657	77.68
13	23	Zoe KYLE-HENNEY	Porsche Boxster S	1:54.804	9	9	10.011	2.039	76.30
14	24	Sarah WOOD	Porsche Boxster S	2:00.816	9	10	16.023	6.012	72.50
15	600	Simon RUFFELL-WARD	Porsche Boxster S	2:11.936	3	3	27.143	11.120	66.39

No. 6, 7, 77 - 1 Lap time disallowed; exceeding track limits.

Weather / Track : Bright / Dry

These results are provisional until the conclusion of any judicial and technical matters.

Brands Hatch GP: 2.4332 miles

Date: 29/04/2023 Start: 11:07 Finish: 11:27

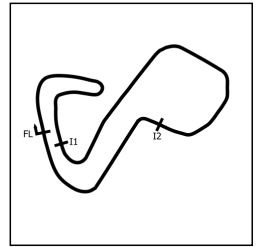
Clerk Of Course : Andy Stevens

Stewards :

Timekeeper : Nick Palmer

Porsche Boxster Cup

QUALIFYING - RACE 4 - SECTOR ANALYSIS



SECTOR 1 = FL to I1, SECTOR 2 = I1 to I2, SECTOR 3 = I2 to FL, DIFF = Difference To Personal Best Lap, P = Crossed Finish Line in Pit Lane, D = Time Disallowed

P1 21		Jonathan LOVELL		Porsche Boxster S			
IDEAL LAP TIME : 1:44.310		BEST LAP TIME : 1:44.618		DIFFERENCE : 0.308			
LAP	SECTOR 1	SECTOR 2	SECTOR 3	LAP TIME	MPH	DIFF	TIME OF DAY
1 -	OUTLAP	49.306	26.147	1:54.501	76.50	9.883	11:10:03.846
2 -	33.515	47.172	25.425	1:46.112	82.55	1.494	11:11:49.958
3 -	32.853	46.749	25.379	1:44.981 (3)	83.44	0.363	11:13:34.939
4 -	32.554	46.915	25.324	1:44.793 (2)	83.59	0.175	11:15:19.732
5 -	32.994	48.557	25.220	1:46.771	82.04	2.153	11:17:06.503
6 -	32.862	46.607	25.149	1:44.618 (1)	83.73		11:18:51.121
7 -	33.004	47.443	25.585	1:46.032	82.61	1.414	11:20:37.153
8 -	33.424	47.241	25.151	1:45.816	82.78	1.198	11:22:22.969
9 -	33.317	46.661	25.206	1:45.184	83.28	0.566	11:24:08.153
10 -	32.960	48.559	25.232	1:46.751	82.05	2.133	11:25:54.904
11 -	33.036	47.274	25.161	1:45.471	83.05	0.853	11:27:40.375

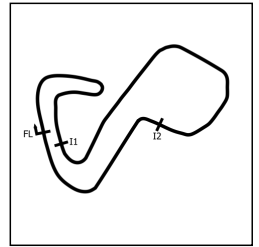
P2 7		Tom ANDREW		Porsche Boxster S			
IDEAL LAP TIME : 1:44.972		BEST LAP TIME : 1:44.972		DIFFERENCE : 0.000			
LAP	SECTOR 1	SECTOR 2	SECTOR 3	LAP TIME	MPH	DIFF	TIME OF DAY
1 -	OUTLAP	50.620	26.918	1:58.706	73.79	13.734	11:10:04.040
2 -	37.671	49.606	26.389	1:53.666 D	77.06	8.694	11:11:57.706
3 -	36.754	51.977	26.507	1:55.238	76.01	10.266	11:13:52.944
4 -	34.564	48.989	25.789	1:49.342	80.11	4.370	11:15:42.286
5 -	34.277	48.005	26.158	1:48.440	80.78	3.468	11:17:30.726
6 -	34.373	47.798	25.397	1:47.568	81.43	2.596	11:19:18.294
7 -	33.926	47.693	25.730	1:47.349	81.60	2.377	11:21:05.643
8 -	33.765	47.461	25.306	1:46.532 (3)	82.22	1.560	11:22:52.175
9 -	33.479	50.881	26.145	1:50.505	79.27	5.533	11:24:42.680
10 -	33.618	47.287	25.058	1:45.963 (2)	82.66	0.991	11:26:28.643
11 -	33.395	46.684	24.893	1:44.972 (1)	83.44		11:28:13.615

P3 81		Perry DARLING		Porsche Boxster S			
IDEAL LAP TIME : 1:46.125		BEST LAP TIME : 1:46.323		DIFFERENCE : 0.198			
LAP	SECTOR 1	SECTOR 2	SECTOR 3	LAP TIME	MPH	DIFF	TIME OF DAY
1 -	37.868	51.111	26.397	1:55.376	75.92	9.053	11:12:33.540
2 -	34.799	49.247	26.322	1:50.368	79.36	4.045	11:14:23.908
3 -	35.190	48.901	25.950	1:50.041	79.60	3.718	11:16:13.949
4 -	34.043	50.262	26.150	1:50.455	79.30	4.132	11:18:04.404
5 -	33.857	47.872	25.423	1:47.152 (3)	81.75	0.829	11:19:51.556
6 -	34.053	58.604	27.014	1:59.671	73.19	13.348	11:21:51.227
7 -	33.992	48.656	25.519	1:48.167	80.98	1.844	11:23:39.394
8 -	33.321	47.572	26.017	1:46.910 (2)	81.93	0.587	11:25:26.304
9 -	33.375	50.257	29.206	1:52.838	77.63	6.515	11:27:19.142
10 -	33.439	47.381	25.503	1:46.323 (1)	82.38		11:29:05.465

P4 66		Vikram SUDERA		Porsche Boxster S			
IDEAL LAP TIME : 1:49.595		BEST LAP TIME : 1:46.962		DIFFERENCE : -2.633			
LAP	SECTOR 1	SECTOR 2	SECTOR 3	LAP TIME	MPH	DIFF	TIME OF DAY
1 -	34.653	50.831	26.632	1:52.116	78.13	5.154	11:12:15.035
2 -	34.642	49.986	26.131	1:50.759	79.08	3.797	11:14:05.794
3 -	34.755	49.552	26.050	1:50.357	79.37	3.395	11:15:56.151
4 -			26.115	1:49.785	79.79	2.823	11:17:45.936
5 -			25.692	1:48.841	80.48	1.879	11:19:34.777
6 -			25.710	1:48.270 (3)	80.90	1.308	11:21:23.047
7 -			26.130	1:50.734	79.10	3.772	11:23:13.781
8 -			25.590	1:48.642	80.63	1.680	11:25:02.423
9 -			25.447	1:46.962 (1)	81.89		11:26:49.385
10 -			25.401	1:47.154 (2)	81.75	0.192	11:28:36.539

Porsche Boxster Cup

QUALIFYING - RACE 4 - SECTOR ANALYSIS



SECTOR 1 = FL to I1, SECTOR 2 = I1 to I2, SECTOR 3 = I2 to FL, DIFF = Difference To Personal Best Lap, P = Crossed Finish Line in Pit Lane, D = Time Disallowed

P5		6		Mike THOMPSON		Porsche Boxster S	
IDEAL LAP TIME : 1:46.714		BEST LAP TIME : 1:47.058		DIFFERENCE : 0.344			
LAP	SECTOR 1	SECTOR 2	SECTOR 3	LAP TIME	MPH	DIFF	TIME OF DAY
1 -	OUTLAP	52.397	26.284	1:58.966	73.63	11.908	11:10:09.678
2 -	34.192	49.315	25.607	1:49.114	80.28	2.056	11:11:58.792
3 -	35.589	49.535	25.913	1:51.037	78.89	3.979	11:13:49.829
4 -	34.275	48.997	26.291	1:49.563	79.95	2.505	11:15:39.392
5 -	34.014	48.791	25.819	1:48.624 (2)	80.64	1.566	11:17:28.016
6 -	33.883	48.362	26.440	1:48.685 (3)	80.59	1.627	11:19:16.701
7 -	33.812	48.668	IN PIT	2:53.179 P	50.58	1:06.121	11:22:09.880
8 -	OUTLAP	51.321	27.130	1:55.103	76.10	8.045	11:24:04.983
9 -	33.325	48.010	25.900	1:47.235 D	81.68	0.177	11:25:52.218
10 -	33.411	48.268	25.379	1:47.058 (1)	81.82		11:27:39.276

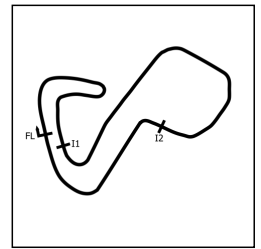
P6		90		Sarah THOMSON		Porsche Boxster S	
IDEAL LAP TIME : 1:47.941		BEST LAP TIME : 1:48.591		DIFFERENCE : 0.650			
LAP	SECTOR 1	SECTOR 2	SECTOR 3	LAP TIME	MPH	DIFF	TIME OF DAY
1 -	36.363	1:03.787	29.630	2:09.780	67.49	21.189	11:12:24.103
2 -	35.809	52.191	27.170	1:55.170	76.06	6.579	11:14:19.273
3 -	34.836	51.454	26.945	1:53.235	77.35	4.644	11:16:12.508
4 -	34.585	50.974	26.943	1:52.502	77.86	3.911	11:18:05.010
5 -	34.725	49.324	26.464	1:50.513	79.26	1.922	11:19:55.523
6 -	34.005	50.326	26.607	1:50.938	78.96	2.347	11:21:46.461
7 -	34.327	49.393	26.214	1:49.934	79.68	1.343	11:23:36.395
8 -	33.791	48.956	26.001	1:48.748 (3)	80.55	0.157	11:25:25.143
9 -	33.672	49.094	25.945	1:48.711 (2)	80.57	0.120	11:27:13.854
10 -	34.322	48.352	25.917	1:48.591 (1)	80.66		11:29:02.445

P7		55		Scot ADAMS		Porsche Boxster S	
IDEAL LAP TIME : 1:48.625		BEST LAP TIME : 1:48.625		DIFFERENCE : 0.000			
LAP	SECTOR 1	SECTOR 2	SECTOR 3	LAP TIME	MPH	DIFF	TIME OF DAY
1 -	OUTLAP	59.705	32.441	2:19.056	62.99	30.431	11:10:39.157
2 -	38.455	51.930	27.210	1:57.595	74.49	8.970	11:12:36.752
3 -	35.179	50.278	26.533	1:51.990	78.21	3.365	11:14:28.742
4 -	35.080	50.295	26.361	1:51.736	78.39	3.111	11:16:20.478
5 -	35.364	49.804	26.332	1:51.500	78.56	2.875	11:18:11.978
6 -	34.765	49.368	26.437	1:50.570 (3)	79.22	1.945	11:20:02.548
7 -	34.483	49.334	25.944	1:49.761 (2)	79.80	1.136	11:21:52.309
8 -	34.736	53.754	IN PIT	3:11.561 P	45.72	1:22.936	11:25:03.870
9 -	OUTLAP	50.817	26.226	1:57.300	74.67	8.675	11:27:01.170
10 -	34.072	48.835	25.718	1:48.625 (1)	80.64		11:28:49.795

P8		20		Faye NOBLE-EVANS		Porsche Boxster S	
IDEAL LAP TIME : 1:49.156		BEST LAP TIME : 1:49.688		DIFFERENCE : 0.532			
LAP	SECTOR 1	SECTOR 2	SECTOR 3	LAP TIME	MPH	DIFF	TIME OF DAY
1 -	OUTLAP	56.872	29.385	2:10.130	67.31	20.442	11:10:32.297
2 -	36.892	52.964	27.539	1:57.395	74.61	7.707	11:12:29.692
3 -	35.792	51.733	28.111	1:55.636	75.75	5.948	11:14:25.328
4 -	35.408	52.464	26.817	1:54.689	76.37	5.001	11:16:20.017
5 -	36.773	51.161	26.722	1:54.656	76.40	4.968	11:18:14.673
6 -	34.292	49.798	26.535	1:50.625	79.18	0.937	11:20:05.298
7 -	34.165	49.430	26.431	1:50.026 (2)	79.61	0.338	11:21:55.324
8 -	33.899	49.616	26.520	1:50.035 (3)	79.60	0.347	11:23:45.359
9 -	34.505	49.192	26.624	1:50.321	79.40	0.633	11:25:35.680
10 -	33.799	49.462	28.169	1:51.430	78.61	1.742	11:27:27.110
11 -	33.960	49.563	26.165	1:49.688 (1)	79.86		11:29:16.798

Porsche Boxster Cup

QUALIFYING - RACE 4 - SECTOR ANALYSIS



SECTOR 1 = FL to I1, SECTOR 2 = I1 to I2, SECTOR 3 = I2 to FL, DIFF = Difference To Personal Best Lap, P = Crossed Finish Line in Pit Lane, D = Time Disallowed

P9 46		Ashley WHITE		Porsche Boxster S			
IDEAL LAP TIME : 1:49.267		BEST LAP TIME : 1:49.849		DIFFERENCE : 0.582			
LAP	SECTOR 1	SECTOR 2	SECTOR 3	LAP TIME	MPH	DIFF	TIME OF DAY
1 -	OUTLAP	52.683	26.216	2:02.860	71.29	13.011	11:10:11.346
2 -	35.218	50.325	26.514	1:52.057	78.17	2.208	11:12:03.403
3 -	34.688	49.792	26.090	1:50.570	79.22	0.721	11:13:53.973
4 -	34.640	50.338	26.024	1:51.002	78.91	1.153	11:15:44.975
5 -	34.540	49.641	26.186	1:50.367 (2)	79.37	0.518	11:17:35.342
6 -	34.165	49.561	26.123	1:49.849 (1)	79.74		11:19:25.191
7 -	34.163	51.006	IN PIT	3:09.174 P	46.30	1:19.325	11:22:34.365
8 -	OUTLAP	49.695	26.566	1:53.445	77.21	3.596	11:24:27.810
9 -	34.800	49.080	26.665	1:50.545 (3)	79.24	0.696	11:26:18.355
10 -	34.586	49.750	26.857	1:51.193	78.78	1.344	11:28:09.548

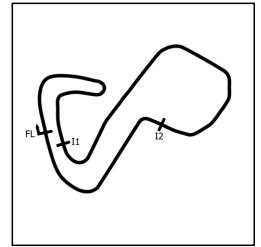
P10 38		Eric BRIDGES		Porsche Boxster S			
IDEAL LAP TIME : 1:50.697		BEST LAP TIME : 1:51.124		DIFFERENCE : 0.427			
LAP	SECTOR 1	SECTOR 2	SECTOR 3	LAP TIME	MPH	DIFF	TIME OF DAY
1 -	OUTLAP	1:04.777	30.771	2:23.452	61.06	32.328	11:10:48.668
2 -	35.327	53.719	27.336	1:56.382	75.26	5.258	11:12:45.050
3 -	35.357	52.260	27.214	1:54.831	76.28	3.707	11:14:39.881
4 -	35.238	51.056	26.878	1:53.172	77.40	2.048	11:16:33.053
5 -	35.034	52.281	26.912	1:54.227	76.68	3.103	11:18:27.280
6 -	35.073	50.820	26.622	1:52.515	77.85	1.391	11:20:19.795
7 -	34.800	50.445	26.473	1:51.718 (3)	78.41	0.594	11:22:11.513
8 -	34.713	51.258	27.943	1:53.914	76.89	2.790	11:24:05.427
9 -	34.994	50.804	26.123	1:51.921	78.26	0.797	11:25:57.348
10 -	34.593	49.981	26.554	1:51.128 (2)	78.82	0.004	11:27:48.476
11 -	34.827	49.995	26.302	1:51.124 (1)	78.82		11:29:39.600

P11 77		Paul WATSON		Porsche Boxster S			
IDEAL LAP TIME : 1:51.455		BEST LAP TIME : 1:52.030		DIFFERENCE : 0.575			
LAP	SECTOR 1	SECTOR 2	SECTOR 3	LAP TIME	MPH	DIFF	TIME OF DAY
1 -	OUTLAP	1:06.351	31.629	2:26.973	59.60	34.943	11:10:44.378
2 -	39.116	59.520	29.656	2:08.292	68.28	16.262	11:12:52.670
3 -	36.723	55.026	27.900	1:59.649	73.21	7.619	11:14:52.319
4 -	36.268	53.489	27.058	1:56.815	74.98	4.785	11:16:49.134
5 -	35.033	52.292	26.620	1:53.945	76.87	1.915	11:18:43.079
6 -	35.455	51.206	26.789	1:53.450	77.21	1.420	11:20:36.529
7 -	35.137	50.388	26.583	1:52.108 (2)	78.13	0.078	11:22:28.637
8 -	35.071	50.984	26.700	1:52.755 D	77.68	0.725	11:24:21.392
9 -	34.559	51.192	26.829	1:52.580 (3)	77.80	0.550	11:26:13.972
10 -	34.814	50.708	26.508	1:52.030 (1)	78.19		11:28:06.002

P12 33		Jessica WILKINSON		Porsche Boxster S			
IDEAL LAP TIME : 1:52.283		BEST LAP TIME : 1:52.322		DIFFERENCE : 0.039			
LAP	SECTOR 1	SECTOR 2	SECTOR 3	LAP TIME	MPH	DIFF	TIME OF DAY
1 -	OUTLAP	58.282	27.605	2:10.528	67.11	18.206	11:10:25.222
2 -	37.672	54.979	28.494	2:01.145	72.30	8.823	11:12:26.367
3 -	36.872	53.247	27.065	1:57.184	74.75	4.862	11:14:23.551
4 -	36.560	52.641	26.784	1:55.985	75.52	3.663	11:16:19.536
5 -	35.908	54.120	27.384	1:57.412	74.60	5.090	11:18:16.948
6 -	35.455	52.042	27.163	1:54.660	76.39	2.338	11:20:11.608
7 -	35.044	51.886	26.575	1:53.505	77.17	1.183	11:22:05.113
8 -	34.888	51.361	26.516	1:52.765 (2)	77.68	0.443	11:23:57.878
9 -	34.883	51.041	26.398	1:52.322 (1)	77.98		11:25:50.200
10 -	34.897	51.668	26.359	1:52.924 (3)	77.57	0.602	11:27:43.124
11 -	35.678	53.032	27.121	1:55.831	75.62	3.509	11:29:38.955

Porsche Boxster Cup

QUALIFYING - RACE 4 - SECTOR ANALYSIS



SECTOR 1 = FL to I1, SECTOR 2 = I1 to I2, SECTOR 3 = I2 to FL, DIFF = Difference To Personal Best Lap, P = Crossed Finish Line in Pit Lane, D = Time Disallowed

P13 23		Zoe KYLE-HENNEY		Porsche Boxster S			
IDEAL LAP TIME : 1:53.738		BEST LAP TIME : 1:54.599		DIFFERENCE : 0.861			
LAP	SECTOR 1	SECTOR 2	SECTOR 3	LAP TIME	MPH	DIFF	TIME OF DAY
1 -	OUTLAP	1:02.414	IN PIT	3:23.636 P	43.01	1:29.037	11:11:36.137
2 -	OUTLAP		IN PIT	1:58.738 P	73.77	4.139	11:13:34.875
3 -	OUTLAP		IN PIT	2:47.642 P	52.25	53.043	11:16:22.517
4 -	OUTLAP	56.885	29.057	2:08.842	67.98	14.243	11:18:31.359
5 -	37.067	53.591	27.931	1:58.589	73.86	3.990	11:20:29.948
6 -	36.548	52.958	27.217	1:56.723	75.04	2.124	11:22:26.671
7 -	36.460	52.415	27.015	1:55.890 (3)	75.58	1.291	11:24:22.561
8 -	35.878	51.912	26.809	1:54.599 (1)	76.43		11:26:17.160
9 -	36.843	51.051	26.910	1:54.804 (2)	76.30	0.205	11:28:11.964

P14 24		Sarah WOOD		Porsche Boxster S			
IDEAL LAP TIME : 1:59.560		BEST LAP TIME : 1:59.649		DIFFERENCE : 0.089			
LAP	SECTOR 1	SECTOR 2	SECTOR 3	LAP TIME	MPH	DIFF	TIME OF DAY
1 -	OUTLAP	1:03.760	33.302	2:24.628	60.56	24.979	11:10:38.443
2 -	41.079	1:02.526	32.318	2:15.923	64.44	16.274	11:12:54.366
3 -	39.096	59.684	30.863	2:09.643	67.56	9.994	11:15:04.009
4 -	38.745	59.243	30.119	2:08.107	68.37	8.458	11:17:12.116
5 -	38.017	57.571	30.411	2:05.999	69.52	6.350	11:19:18.115
6 -	38.237	57.262	29.005	2:04.504	70.35	4.855	11:21:22.619
7 -	38.527	55.865	28.481	2:02.873	71.29	3.224	11:23:25.492
8 -	36.966	55.587	28.642	2:01.195 (3)	72.27	1.546	11:25:26.687
9 -	36.493	55.446	28.877	2:00.816 (2)	72.50	1.167	11:27:27.503
10 -	36.582	54.799	28.268	1:59.649 (1)	73.21		11:29:27.152

P15 600		Simon RUFFELL-WARD		Porsche Boxster S			
IDEAL LAP TIME : 2:01.724		BEST LAP TIME : 2:01.724		DIFFERENCE : 0.000			
LAP	SECTOR 1	SECTOR 2	SECTOR 3	LAP TIME	MPH	DIFF	TIME OF DAY
1 -	OUTLAP	1:03.245	29.073	2:19.286	62.89	17.562	11:10:40.331
2 -	39.145	53.940	28.639	2:01.724 (1)	71.96		11:12:42.055
3 -	41.408	59.311	31.217	2:11.936 (2)	66.39	10.212	11:14:53.991

Porsche Boxster Cup

QUALIFYING - RACE 4 - BEST SECTORS

SECTOR 1			SECTOR 2			SECTOR 3			IDEAL / BEST COMPARISON						
POS	NO	NAME	TIME	NO	NAME	TIME	NO	NAME	TIME	POS	NO	NAME	IDEAL	BEST	DIFF
													PERFECT LAP	1:44.054	
1	21	LOVELL	32.554	21	LOVELL	46.607	7	ANDREW	24.893	1	21	LOVELL	1:44.310	1:44.618	0.308
2	81	DARLING	33.321	7	ANDREW	46.684	21	LOVELL	25.149	2	7	ANDREW	1:44.972	1:44.972	0.000
3	6	THOMPSON	33.325	81	DARLING	47.381	6	THOMPSON	25.379	3	81	DARLING	1:46.125	1:46.323	0.198
4	7	ANDREW	33.395	6	THOMPSON	48.010	66	SUDERA	25.401	4	6	THOMPSON	1:46.714	1:47.058	0.344
5	90	THOMSON	33.672	90	THOMSON	48.352	81	DARLING	25.423	5	90	THOMSON	1:47.941	1:48.591	0.650
6	20	NOBLE-EVANS	33.799	55	ADAMS	48.835	55	ADAMS	25.718	6	55	ADAMS	1:48.625	1:48.625	0.000
7	55	ADAMS	34.072	46	WHITE	49.080	90	THOMSON	25.917	7	20	NOBLE-EVANS	1:49.156	1:49.688	0.532
8	46	WHITE	34.163	20	NOBLE-EVANS	49.192	46	WHITE	26.024	8	46	WHITE	1:49.267	1:49.849	0.582
9	77	WATSON	34.559	66	SUDERA	49.552	38	BRIDGES	26.123	9	66	SUDERA		1:46.962	
10	38	BRIDGES	34.593	38	BRIDGES	49.981	20	NOBLE-EVANS	26.165	10	38	BRIDGES	1:50.697	1:51.124	0.427
11	66	SUDERA	34.642	77	WATSON	50.388	33	WILKINSON	26.359	11	77	WATSON	1:51.455	1:52.030	0.575
12	33	WILKINSON	34.883	33	WILKINSON	51.041	77	WATSON	26.508	12	33	WILKINSON	1:52.283	1:52.322	0.039
13	23	KYLE-HENNEY	35.878	23	KYLE-HENNEY	51.051	23	KYLE-HENNEY	26.809	13	23	KYLE-HENNEY	1:53.738	1:54.599	0.861
14	24	WOOD	36.493	600	RUFFELL-WARD	53.940	24	WOOD	28.268	14	24	WOOD	1:59.560	1:59.649	0.089
15	600	RUFFELL-WARD	39.145	24	WOOD	54.799	600	RUFFELL-WARD	28.639	15	600	RUFFELL-WARD	2:01.724	2:01.724	0.000

Porsche Boxster Cup

QUALIFYING - RACE 4 - STATISTICS

Competitors Started 15
Planned Start 2023-04-29 @ 11:05:00.000
Actual Start 2023-04-29 @ 11:07:53.567
Finish Time 2023-04-29 @ 11:27:56.638
Track Length 2.4332mi.
Total Laps 147
Total Distance Covered 357.6935mi.

Session Fastest Lap History

NO	NAME	LAP TIME	TIME OF DAY	LAP	VEHICLE
21	Jonathan LOVELL	1:46.112	11:11:49.965	2	Porsche Boxster S
21	Jonathan LOVELL	1:44.981	11:13:34.946	3	Porsche Boxster S
21	Jonathan LOVELL	1:44.793	11:15:19.740	4	Porsche Boxster S
21	Jonathan LOVELL	1:44.618	11:18:51.129	6	Porsche Boxster S

Flag History

TYPE	TIME OF DAY
GREEN	11:07:53.567
FINISH	11:27:56.638


Flag Statistics

TYPE	COUNT	TOTAL LAPS	TOTAL TIME
Green	1	11	22:15.194
Red	0	0	0.000
Safety Car	0	0	0.000
FCY	0	0	0.000

Porsche Boxster Cup

RACE 4 - GRID (25 minutes)

ROW 8	15	2:01.724	600 Simon RUFFELL-WARD				
ROW 7	13	1:54.599	23 Zoe KYLE-HENNEY	14	1:59.649	24 Sarah WOOD	
ROW 6		1:52.030	11	77 Paul WATSON	12	1:52.322	33 Jessica WILKINSON
ROW 5	9	1:49.849	46 Ashley WHITE	10	1:51.124	38 Eric BRIDGES	
ROW 4		1:48.625	7	55 Scot ADAMS	8	1:49.688	20 Faye NOBLE-EVANS
ROW 3	5	1:47.058	6 Mike THOMPSON	6	1:48.591	90 Sarah THOMSON	
ROW 2		1:46.323	3	81 Perry DARLING	4	1:46.962	66 Vikram SUDERA
ROW 1	1	1:44.618	21 Jonathan LOVELL	2	1:44.972	7 Tom ANDREW	
Pole							



Brands Hatch GP: 2.4332 miles

These results are provisional until the conclusion of any judicial and technical matters.


Clerk Of Course : Andy Stevens

Stewards :

Timekeeper : Nick Palmer

Porsche Boxster Cup

RACE 8 - GRID (25 minutes)

ROW 7	13	1:54.804	23 Zoe KYLE-HENNEY	14	2:00.816	24 Sarah WOOD		
ROW 6			11	1:52.108	77 Paul WATSON	12	1:52.765	33 Jessica WILKINSON
ROW 5	9	1:50.367	46 Ashley WHITE	10	1:51.128	38 Eric BRIDGES		
ROW 4			7	1:49.761	55 Scot ADAMS	8	1:50.026	20 Faye NOBLE-EVANS
ROW 3	5	1:48.624	6 Mike THOMPSON	6	1:48.711	90 Sarah THOMSON		
ROW 2			3	1:46.910	81 Perry DARLING	4	1:47.154	66 Vikram SUDERA
ROW 1	1	1:44.793	21 Jonathan LOVELL	2	1:45.963	7 Tom ANDREW		
Pole								
								

Brands Hatch GP: 2.4332 miles

These results are provisional until the conclusion of any judicial and technical matters.

Clerk Of Course : Andy Stevens

Stewards :

Timekeeper : Nick Palmer

Porsche Boxster Cup

RACE 4 - CLASSIFICATION

POS	NO	NAME	ENTRY	LAPS	TIME	GAP	DIFF	MPH	BEST	ON
1	21	Jonathan LOVELL	Porsche Boxster S	14	25:00.578			81.72	1:45.908	13
2	66*	Vikram SUDERA	Porsche Boxster S	14	25:03.327	2.749	2.749	81.57	1:45.773	10
3	6	Mike THOMPSON	Porsche Boxster S	14	25:03.400	2.822	0.073	81.57	1:45.655	10
4	7	Tom ANDREW	Porsche Boxster S	14	25:07.430	6.852	4.030	81.35	1:45.609	10
5	81*	Perry DARLING	Porsche Boxster S	14	25:12.300	11.722	4.870	81.09	1:46.413	14
6	90	Sarah THOMSON	Porsche Boxster S	14	25:28.688	28.110	16.388	80.22	1:46.722	10
7	46	Ashley WHITE	Porsche Boxster S	14	25:36.373	35.795	7.685	79.82	1:48.367	9
8	20	Faye NOBLE-EVANS	Porsche Boxster S	14	25:36.731	36.153	0.358	79.80	1:47.949	10
9	55	Scot ADAMS	Porsche Boxster S	14	25:52.596	52.018	15.865	78.98	1:49.005	11
10	38	Eric BRIDGES	Porsche Boxster S	14	25:59.847	59.269	7.251	78.62	1:49.055	9
11	23	Zoe KYLE-HENNEY	Porsche Boxster S	14	26:00.399	59.821	0.552	78.59	1:48.970	11
12	33	Jessica WILKINSON	Porsche Boxster S	14	26:26.536	1:25.958	26.137	77.29	1:50.764	5
13	77	Paul WATSON	Porsche Boxster S	14	26:41.544	1:40.966	15.008	76.57	1:52.478	13
14	24	Sarah WOOD	Porsche Boxster S	13	25:45.357	1 Lap	1 Lap	73.69	1:55.895	11
FASTEST LAP										
	7	Tom ANDREW	Porsche Boxster S	10	1:45.609			82.94 mph		133.48 kph

*Cars 66 & 81 - transponder working intermittently, please check position.

Weather / Track : Bright / Dry

These results are provisional until the conclusion of any judicial and technical matters.

Race Distance: 14 Laps / 34.06 miles

Brands Hatch GP: 2.4332 miles

Date: 29/04/2023 Start: 14:32 Finish: 14:57

Clerk Of Course : Andy Stevens

Stewards :

Timekeeper : Nick Palmer

Porsche Boxster Cup

RACE 4 - LAP CHART

LAP 1 @ 14:34:01.076			LAP 2 @ 14:35:47.236			LAP 3 @ 14:37:33.735			LAP 4 @ 14:39:21.178			LAP 5 @ 14:41:08.360		
NO	BEHIND	LAP TIME	NO	BEHIND	LAP TIME	NO	BEHIND	LAP TIME	NO	BEHIND	LAP TIME	NO	BEHIND	LAP TIME
21		1:52.534	21		1:46.160	21		1:46.499	21		1:47.443	21		1:47.182
66	1.440	1:53.974	66	3.478	1:48.198	66	5.968	1:48.989	66	7.001	1:48.476	66	6.679	1:46.860
6	3.093	1:55.627	6	4.180	1:47.247	6	6.460	1:48.779	6	7.339	1:48.322	6	7.721	1:47.564
81	3.830	1:56.364	81	5.876	1:48.206	81	7.003	1:47.626	81	7.540	1:47.980	7	8.031	1:47.457
7	4.450	1:56.984	7	6.330	1:48.040	7	7.271	1:47.440	7	7.756	1:47.928	81	9.335	1:48.977
46	5.417	1:57.951	46	8.568	1:49.311	46	11.047	1:48.978	46	12.666	1:49.062	46	15.046	1:49.562
20	7.052	1:59.586	20	10.825	1:49.933	20	14.395	1:50.069	20	17.236	1:50.284	20	18.640	1:48.586
90	8.836	2:01.370	90	13.646	1:50.970	90	17.840	1:50.693	90	19.377	1:48.980	90	19.797	1:47.602
38	9.269	2:01.803	38	14.203	1:51.094	38	18.718	1:51.014	38	21.408	1:50.133	38	25.288	1:51.062
55	9.667	2:02.201	55	14.471	1:50.964	55	18.898	1:50.926	55	21.799	1:50.344	55	25.743	1:51.126
77	12.341	2:04.875	77	19.955	1:53.774	77	26.290	1:52.834	23	32.279	1:53.141	23	34.577	1:49.480
23	13.552	2:06.086	23	20.687	1:53.295	23	26.581	1:52.393	33	32.645	1:52.494	33	36.227	1:50.764
33	14.478	2:07.012	33	21.629	1:53.311	33	27.594	1:52.464	77	34.356	1:55.509	77	40.724	1:53.550
24	15.751	2:08.285	24	33.446	2:03.855	24	46.828	1:59.881	24	58.151	1:58.766	24	1:08.291	1:57.322

Porsche Boxster Cup

RACE 4 - LAP CHART

LAP 6 @ 14:42:56.282			LAP 7 @ 14:44:42.948			LAP 8 @ 14:46:30.223			LAP 9 @ 14:48:16.921			LAP 10 @ 14:50:04.263		
NO	BEHIND	LAP TIME	NO	BEHIND	LAP TIME	NO	BEHIND	LAP TIME	NO	BEHIND	LAP TIME	NO	BEHIND	LAP TIME
21		1:47.922	21		1:46.666	21		1:47.275	21		1:46.698	21		1:47.342
66	6.048	1:47.291	66	6.093	1:46.711	66	5.159	1:46.341	66	4.425	1:45.964	24	1 Lap	1:57.031
6	7.968	1:48.169	6	7.410	1:46.108	6	6.599	1:46.464	6	5.632	1:45.731	66	2.856	1:45.773
7	8.159	1:48.050	7	7.772	1:46.279	7	6.739	1:46.242	7	5.819	1:45.778	6	3.945	1:45.655
81	8.550	1:47.137	81	9.097	1:47.213	81	9.272	1:47.450	81	9.266	1:46.692	7	4.086	1:45.609
46	17.108	1:49.984	46	19.510	1:49.068	90	20.548	1:48.142	90	20.808	1:46.958	81	9.085	1:47.161
20	19.045	1:48.327	90	19.681	1:47.119	46	22.093	1:49.858	46	23.762	1:48.367	90	20.188	1:46.722
90	19.228	1:47.353	20	21.810	1:49.431	20	23.030	1:48.495	20	25.019	1:48.687	46	24.942	1:48.522
38	28.294	1:50.928	38	30.763	1:49.135	38	33.559	1:50.071	38	35.916	1:49.055	20	25.626	1:47.949
55	28.556	1:50.735	55	30.970	1:49.080	55	33.771	1:50.076	55	36.208	1:49.135	38	37.704	1:49.130
23	36.241	1:49.586	23	39.307	1:49.732	23	41.216	1:49.184	23	43.609	1:49.091	55	38.120	1:49.254
33	39.385	1:51.080	33	44.221	1:51.502	33	49.236	1:52.290	33	54.799	1:52.261	23	45.585	1:49.318
77	47.055	1:54.253	77	54.344	1:53.955	77	1:00.148	1:53.079	77	1:07.164	1:53.714	33	59.943	1:52.486
24	1:19.051	1:58.682	24	1:28.911	1:56.526	24	1:38.276	1:56.640				77	1:12.794	1:52.972

Porsche Boxster Cup

RACE 4 - LAP CHART

LAP 11 @ 14:51:50.459			LAP 12 @ 14:53:36.443			LAP 13 @ 14:55:22.351			LAP 14 @ 14:57:09.120		
NO	BEHIND	LAP TIME	NO	BEHIND	LAP TIME	NO	BEHIND	LAP TIME	NO	BEHIND	LAP TIME
21		1:46.196	21		1:45.984	21		1:45.908	21		1:46.769
66	2.659	1:45.999	66	2.756	1:46.081	66	2.637	1:45.789	66	2.749	1:46.881
6	3.541	1:45.792	6	3.662	1:46.105	6	3.810	1:46.056	6	2.822	1:45.781
7	3.678	1:45.788	7	3.912	1:46.218	7	3.994	1:45.990	7	6.852	1:49.627
81	10.090	1:47.201	81	11.458	1:47.352	81	12.078	1:46.528	81	11.722	1:46.413
24	1 Lap	1:58.418	90	22.721	1:47.325	90	25.201	1:48.388	90	28.110	1:49.678
90	21.380	1:47.388	24	1 Lap	1:55.895	24	1 Lap	1:56.199	46	35.795	1:48.691
46	27.784	1:49.038	46	30.977	1:49.177	46	33.873	1:48.804	20	36.153	1:48.506
20	28.357	1:48.927	20	31.574	1:49.201	20	34.416	1:48.750	24	1 Lap	1:57.857
38	40.641	1:49.133	38	44.162	1:49.505	55	48.222	1:49.798	55	52.018	1:50.565
55	40.929	1:49.005	55	44.332	1:49.387	38	56.816	1:58.562	38	59.269	1:49.222
23	48.359	1:48.970	23	51.465	1:49.090	23	57.117	1:51.560	23	59.821	1:49.473
33	1:05.294	1:51.547	33	1:10.985	1:51.675	33	1:19.767	1:54.690	33	1:25.958	1:52.960
77	1:20.983	1:54.385	77	1:27.795	1:52.796	77	1:34.365	1:52.478	77	1:40.966	1:53.370

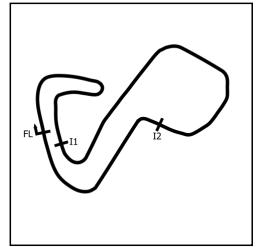
Porsche Boxster Cup

RACE 4 - POSITION CHART

No	Name	Lap Pos	Lap														
			1	2	3	4	5	6	7	8	9	10	11	12	13	14	
21	LOVELL	1	21	21	21	21	21	21	21	21	21	21	21	21	21	21	21
7	ANDREW	2	66	66	66	66	66	66	66	66	66	66	66	66	66	66	66
81	DARLING	3	6	6	6	6	6	6	6	6	6	6	6	6	6	6	6
66	SUDERA	4	81	81	81	81	7	7	7	7	7	7	7	7	7	7	7
6	THOMPSON	5	7	7	7	7	81	81	81	81	81	81	81	81	81	81	81
90	THOMSON	6	46	46	46	46	46	46	46	90	90	90	90	90	90	90	90
55	ADAMS	7	20	20	20	20	20	20	90	46	46	46	46	46	46	46	46
20	NOBLE-EVANS	8	90	90	90	90	90	90	20	20	20	20	20	20	20	20	20
46	WHITE	9	38	38	38	38	38	38	38	38	38	38	38	38	38	55	55
38	BRIDGES	10	55	55	55	55	55	55	55	55	55	55	55	55	55	38	38
77	WATSON	11	77	77	77	23	23	23	23	23	23	23	23	23	23	23	23
33	WILKINSON	12	23	23	23	33	33	33	33	33	33	33	33	33	33	33	33
23	KYLE-HENNEY	13	33	33	33	77	77	77	77	77	77	77	77	77	77	77	77
24	WOOD	14	24	24	24	24	24	24	24	24	24	24	24	24	24	24	24

Porsche Boxster Cup

RACE 4 - SECTOR ANALYSIS



SECTOR 1 = FL to I1, SECTOR 2 = I1 to I2, SECTOR 3 = I2 to FL, DIFF = Difference To Personal Best Lap, P = Crossed Finish Line in Pit Lane, D = Time Disallowed

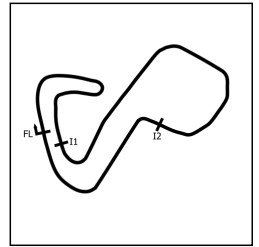
P1 21		Jonathan LOVELL		Porsche Boxster S			
IDEAL LAP TIME : 1:45.552		BEST LAP TIME : 1:45.908		DIFFERENCE : 0.356			
LAP	SECTOR 1	SECTOR 2	SECTOR 3	LAP TIME	MPH	DIFF	TIME OF DAY
1 -		47.618	25.772	1:52.534	77.84	6.626	14:34:01.076
2 -	33.177	47.538	25.445	1:46.160 (3)	82.51	0.252	14:35:47.236
3 -	33.541	47.481	25.477	1:46.499	82.25	0.591	14:37:33.735
4 -	33.593	48.167	25.683	1:47.443	81.53	1.535	14:39:21.178
5 -	33.560	47.905	25.717	1:47.182	81.72	1.274	14:41:08.360
6 -	33.851	48.334	25.737	1:47.922	81.16	2.014	14:42:56.282
7 -	33.585	47.503	25.578	1:46.666	82.12	0.758	14:44:42.948
8 -	33.655	48.146	25.474	1:47.275	81.65	1.367	14:46:30.223
9 -	33.801	47.491	25.406	1:46.698	82.09	0.790	14:48:16.921
10 -	33.427	47.996	25.919	1:47.342	81.60	1.434	14:50:04.263
11 -	33.521	47.469	25.206	1:46.196	82.48	0.288	14:51:50.459
12 -	33.325	47.196	25.463	1:45.984 (2)	82.65	0.076	14:53:36.443
13 -	33.321	47.169	25.418	1:45.908 (1)	82.71		14:55:22.351
14 -	33.742	47.576	25.451	1:46.769	82.04	0.861	14:57:09.120

P2 66		Vikram SUDERA		Porsche Boxster S			
IDEAL LAP TIME : 1:47.011		BEST LAP TIME : 1:45.773		DIFFERENCE : -1.238			
LAP	SECTOR 1	SECTOR 2	SECTOR 3	LAP TIME	MPH	DIFF	TIME OF DAY
1 -		48.336	25.602	1:53.974	76.85	8.201	14:34:02.516
2 -	33.929	48.905	25.364	1:48.198	80.96	2.425	14:35:50.714
3 -	34.295	48.893	25.801	1:48.989	80.37	3.216	14:37:39.703
4 -	33.811	48.881	25.784	1:48.476	80.75	2.703	14:39:28.179
5 -			25.265	1:46.860	81.97	1.087	14:41:15.039
6 -	33.730	48.199	25.362	1:47.291	81.64	1.518	14:43:02.330
7 -			25.383	1:46.711	82.08	0.938	14:44:49.041
8 -			25.390	1:46.341	82.37	0.568	14:46:35.382
9 -			25.277	1:45.964 (3)	82.66	0.191	14:48:21.346
10 -			25.208	1:45.773 (1)	82.81		14:50:07.119
11 -			25.625	1:45.999	82.64	0.226	14:51:53.118
12 -			25.082	1:46.081	82.57	0.308	14:53:39.199
13 -			25.098	1:45.789 (2)	82.80	0.016	14:55:24.988
14 -			25.485	1:46.881	81.95	1.108	14:57:11.869

P3 6		Mike THOMPSON		Porsche Boxster S			
IDEAL LAP TIME : 1:45.090		BEST LAP TIME : 1:45.655		DIFFERENCE : 0.565			
LAP	SECTOR 1	SECTOR 2	SECTOR 3	LAP TIME	MPH	DIFF	TIME OF DAY
1 -		48.772	25.459	1:55.627	75.75	9.972	14:34:04.169
2 -	33.464	48.468	25.315	1:47.247	81.67	1.592	14:35:51.416
3 -	33.817	48.971	25.991	1:48.779	80.52	3.124	14:37:40.195
4 -	33.547	49.122	25.653	1:48.322	80.86	2.667	14:39:28.517
5 -	34.108	48.108	25.348	1:47.564	81.43	1.909	14:41:16.081
6 -	33.561	49.242	25.366	1:48.169	80.98	2.514	14:43:04.250
7 -	33.581	47.384	25.143	1:46.108	82.55	0.453	14:44:50.358
8 -	33.272	47.822	25.370	1:46.464	82.27	0.809	14:46:36.822
9 -	33.158	47.366	25.207	1:45.731 (2)	82.85	0.076	14:48:22.553
10 -	33.194	47.263	25.198	1:45.655 (1)	82.90		14:50:08.208
11 -	33.180	47.403	25.209	1:45.792	82.80	0.137	14:51:54.000
12 -	32.976	48.183	24.946	1:46.105	82.55	0.450	14:53:40.105
13 -	32.969	47.748	25.339	1:46.056	82.59	0.401	14:55:26.161
14 -	32.881	47.709	25.191	1:45.781 (3)	82.81	0.126	14:57:11.942

Porsche Boxster Cup

RACE 4 - SECTOR ANALYSIS



SECTOR 1 = FL to I1, SECTOR 2 = I1 to I2, SECTOR 3 = I2 to FL, DIFF = Difference To Personal Best Lap, P = Crossed Finish Line in Pit Lane, D = Time Disallowed

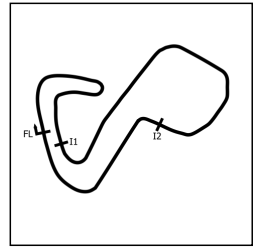
P4		7		Tom ANDREW		Porsche Boxster S	
IDEAL LAP TIME : 1:44.988		BEST LAP TIME : 1:45.609		DIFFERENCE : 0.621			
LAP	SECTOR 1	SECTOR 2	SECTOR 3	LAP TIME	MPH	DIFF	TIME OF DAY
1 -		49.015	25.699	1:56.984	74.88	11.375	14:34:05.526
2 -	33.834	48.783	25.423	1:48.040	81.07	2.431	14:35:53.566
3 -	33.837	48.240	25.363	1:47.440	81.53	1.831	14:37:41.006
4 -	33.735	48.840	25.353	1:47.928	81.16	2.319	14:39:28.934
5 -	34.466	47.648	25.343	1:47.457	81.51	1.848	14:41:16.391
6 -	33.437	49.377	25.236	1:48.050	81.07	2.441	14:43:04.441
7 -	33.691	47.467	25.121	1:46.279	82.42	0.670	14:44:50.720
8 -	33.209	47.787	25.246	1:46.242	82.45	0.633	14:46:36.962
9 -	33.418	47.210	25.150	1:45.778 (2)	82.81	0.169	14:48:22.740
10 -	33.577	47.051	24.981	1:45.609 (1)	82.94		14:50:08.349
11 -	33.372	47.370	25.046	1:45.788 (3)	82.80	0.179	14:51:54.137
12 -	33.188	48.018	25.012	1:46.218	82.47	0.609	14:53:40.355
13 -	32.956	47.719	25.315	1:45.990	82.64	0.381	14:55:26.345
14 -	33.053	49.485	27.089	1:49.627	79.90	4.018	14:57:15.972

P5		81		Perry DARLING		Porsche Boxster S	
IDEAL LAP TIME : 1:45.864		BEST LAP TIME : 1:46.413		DIFFERENCE : 0.549			
LAP	SECTOR 1	SECTOR 2	SECTOR 3	LAP TIME	MPH	DIFF	TIME OF DAY
1 -		48.722	25.625	1:56.364	75.27	9.951	14:34:04.906
2 -	34.026	48.745	25.435	1:48.206	80.95	1.793	14:35:53.112
3 -	33.871	48.073	25.682	1:47.626	81.39	1.213	14:37:40.738
4 -	33.933	48.508	25.539	1:47.980	81.12	1.567	14:39:28.718
5 -	35.581	48.024	25.372	1:48.977	80.38	2.564	14:41:17.695
6 -	33.879	47.912	25.346	1:47.137	81.76	0.724	14:43:04.832
7 -	34.005	47.924	25.284	1:47.213	81.70	0.800	14:44:52.045
8 -	33.355	48.308	25.787	1:47.450	81.52	1.037	14:46:39.495
9 -	33.537	47.598	25.557	1:46.692 (3)	82.10	0.279	14:48:26.187
10 -	33.458	48.119	25.584	1:47.161	81.74	0.748	14:50:13.348
11 -	33.791	47.820	25.590	1:47.201	81.71	0.788	14:52:00.549
12 -	33.758	47.929	25.665	1:47.352	81.59	0.939	14:53:47.901
13 -	33.676	47.310	25.542	1:46.528 (2)	82.23	0.115	14:55:34.429
14 -	33.270	47.538	25.605	1:46.413 (1)	82.31		14:57:20.842

P6		90		Sarah THOMSON		Porsche Boxster S	
IDEAL LAP TIME : 1:46.376		BEST LAP TIME : 1:46.722		DIFFERENCE : 0.346			
LAP	SECTOR 1	SECTOR 2	SECTOR 3	LAP TIME	MPH	DIFF	TIME OF DAY
1 -		51.169	26.682	2:01.370	72.17	14.648	14:34:09.912
2 -	34.557	49.629	26.784	1:50.970	78.93	4.248	14:36:00.882
3 -	34.378	49.820	26.495	1:50.693	79.13	3.971	14:37:51.575
4 -	34.025	48.971	25.984	1:48.980	80.38	2.258	14:39:40.555
5 -	33.820	48.059	25.723	1:47.602	81.40	0.880	14:41:28.157
6 -	33.726	48.089	25.538	1:47.353	81.59	0.631	14:43:15.510
7 -	33.763	47.521	25.835	1:47.119 (3)	81.77	0.397	14:45:02.629
8 -	34.524	48.324	25.294	1:48.142	81.00	1.420	14:46:50.771
9 -	33.561	47.636	25.761	1:46.958 (2)	81.89	0.236	14:48:37.729
10 -	33.600	47.763	25.359	1:46.722 (1)	82.08		14:50:24.451
11 -	33.853	48.099	25.436	1:47.388	81.57	0.666	14:52:11.839
12 -	33.643	47.886	25.796	1:47.325	81.61	0.603	14:53:59.164
13 -	33.619	48.454	26.315	1:48.388	80.81	1.666	14:55:47.552
14 -	34.550	49.062	26.066	1:49.678	79.86	2.956	14:57:37.230

Porsche Boxster Cup

RACE 4 - SECTOR ANALYSIS



SECTOR 1 = FL to I1, SECTOR 2 = I1 to I2, SECTOR 3 = I2 to FL, DIFF = Difference To Personal Best Lap, P = Crossed Finish Line in Pit Lane, D = Time Disallowed

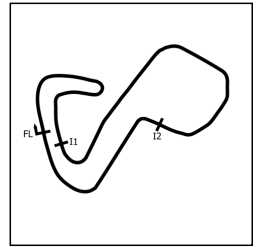
P7 46		Ashley WHITE		Porsche Boxster S			
IDEAL LAP TIME : 1:47.595		BEST LAP TIME : 1:48.367		DIFFERENCE : 0.772			
LAP	SECTOR 1	SECTOR 2	SECTOR 3	LAP TIME	MPH	DIFF	TIME OF DAY
1 -		49.677	25.827	1:57.951	74.26	9.584	14:34:06.493
2 -	34.250	48.851	26.210	1:49.311	80.13	0.944	14:35:55.804
3 -	34.366	48.947	25.665	1:48.978	80.38	0.611	14:37:44.782
4 -	34.340	48.789	25.933	1:49.062	80.31	0.695	14:39:33.844
5 -	34.195	49.141	26.226	1:49.562	79.95	1.195	14:41:23.406
6 -	34.678	49.232	26.074	1:49.984	79.64	1.617	14:43:13.390
7 -	34.359	48.637	26.072	1:49.068	80.31	0.701	14:45:02.458
8 -	34.424	48.834	26.600	1:49.858	79.73	1.491	14:46:52.316
9 -	33.822	48.365	26.180	1:48.367 (1)	80.83		14:48:40.683
10 -	34.043	48.354	26.125	1:48.522 (2)	80.71	0.155	14:50:29.205
11 -	34.361	48.467	26.210	1:49.038	80.33	0.671	14:52:18.243
12 -	34.293	48.970	25.914	1:49.177	80.23	0.810	14:54:07.420
13 -	34.396	48.108	26.300	1:48.804	80.51	0.437	14:55:56.224
14 -	33.991	48.473	26.227	1:48.691 (3)	80.59	0.324	14:57:44.915

P8 20		Faye NOBLE-EVANS		Porsche Boxster S			
IDEAL LAP TIME : 1:47.405		BEST LAP TIME : 1:47.949		DIFFERENCE : 0.544			
LAP	SECTOR 1	SECTOR 2	SECTOR 3	LAP TIME	MPH	DIFF	TIME OF DAY
1 -		50.586	26.138	1:59.586	73.25	11.637	14:34:08.128
2 -	33.998	49.535	26.400	1:49.933	79.68	1.984	14:35:58.061
3 -	34.026	49.588	26.455	1:50.069	79.58	2.120	14:37:48.130
4 -	33.881	50.010	26.393	1:50.284	79.42	2.335	14:39:38.414
5 -	33.561	49.178	25.847	1:48.586	80.67	0.637	14:41:27.000
6 -	33.147	49.363	25.817	1:48.327 (2)	80.86	0.378	14:43:15.327
7 -	34.449	48.976	26.006	1:49.431	80.04	1.482	14:45:04.758
8 -	33.638	48.715	26.142	1:48.495 (3)	80.73	0.546	14:46:53.253
9 -	33.538	49.011	26.138	1:48.687	80.59	0.738	14:48:41.940
10 -	33.603	48.583	25.763	1:47.949 (1)	81.14		14:50:29.889
11 -	34.165	48.878	25.884	1:48.927	80.41	0.978	14:52:18.816
12 -	34.116	49.244	25.841	1:49.201	80.21	1.252	14:54:08.017
13 -	34.209	48.748	25.793	1:48.750	80.55	0.801	14:55:56.767
14 -	33.827	49.004	25.675	1:48.506	80.73	0.557	14:57:45.273

P9 55		Scot ADAMS		Porsche Boxster S			
IDEAL LAP TIME : 1:48.414		BEST LAP TIME : 1:49.005		DIFFERENCE : 0.591			
LAP	SECTOR 1	SECTOR 2	SECTOR 3	LAP TIME	MPH	DIFF	TIME OF DAY
1 -		51.110	26.650	2:02.201	71.68	13.196	14:34:10.743
2 -	34.727	50.135	26.102	1:50.964	78.94	1.959	14:36:01.707
3 -	34.648	50.423	25.855	1:50.926	78.97	1.921	14:37:52.633
4 -	34.362	50.015	25.967	1:50.344	79.38	1.339	14:39:42.977
5 -	34.061	51.030	26.035	1:51.126	78.82	2.121	14:41:34.103
6 -	34.255	50.434	26.046	1:50.735	79.10	1.730	14:43:24.838
7 -	34.148	49.003	25.929	1:49.080 (2)	80.30	0.075	14:45:13.918
8 -	34.917	49.073	26.086	1:50.076	79.57	1.071	14:47:03.994
9 -	34.696	48.828	25.611	1:49.135 (3)	80.26	0.130	14:48:53.129
10 -	34.540	48.949	25.765	1:49.254	80.17	0.249	14:50:42.383
11 -	34.165	49.192	25.648	1:49.005 (1)	80.36		14:52:31.388
12 -	34.595	48.742	26.050	1:49.387	80.08	0.382	14:54:20.775
13 -	34.500	49.425	25.873	1:49.798	79.78	0.793	14:56:10.573
14 -	34.408	49.744	26.413	1:50.565	79.22	1.560	14:58:01.138

Porsche Boxster Cup

RACE 4 - SECTOR ANALYSIS



SECTOR 1 = FL to I1, SECTOR 2 = I1 to I2, SECTOR 3 = I2 to FL, DIFF = Difference To Personal Best Lap, P = Crossed Finish Line in Pit Lane, D = Time Disallowed

P10 38		Eric BRIDGES		Porsche Boxster S			
IDEAL LAP TIME : 1:48.516		BEST LAP TIME : 1:49.055		DIFFERENCE : 0.539			
LAP	SECTOR 1	SECTOR 2	SECTOR 3	LAP TIME	MPH	DIFF	TIME OF DAY
1 -		51.547	26.486	2:01.803	71.91	12.748	14:34:10.345
2 -	34.636	50.191	26.267	1:51.094	78.85	2.039	14:36:01.439
3 -	34.439	50.445	26.130	1:51.014	78.90	1.959	14:37:52.453
4 -	34.065	49.963	26.105	1:50.133	79.53	1.078	14:39:42.586
5 -	34.045	51.034	25.983	1:51.062	78.87	2.007	14:41:33.648
6 -	33.971	50.793	26.164	1:50.928	78.96	1.873	14:43:24.576
7 -	33.859	49.209	26.067	1:49.135	80.26	0.080	14:45:13.711
8 -	34.550	49.140	26.381	1:50.071	79.58	1.016	14:47:03.782
9 -	34.193	49.184	25.678	1:49.055 (1)	80.32		14:48:52.837
10 -	33.777	49.090	26.263	1:49.130 (2)	80.26	0.075	14:50:41.967
11 -	33.872	49.358	25.903	1:49.133 (3)	80.26	0.078	14:52:31.100
12 -	34.089	49.151	26.265	1:49.505	79.99	0.450	14:54:20.605
13 -	42.352	49.575	26.635	1:58.562	73.88	9.507	14:56:19.167
14 -	33.748	49.338	26.136	1:49.222	80.20	0.167	14:58:08.389

P11 23		Zoe KYLE-HENNEY		Porsche Boxster S			
IDEAL LAP TIME : 1:48.640		BEST LAP TIME : 1:48.970		DIFFERENCE : 0.330			
LAP	SECTOR 1	SECTOR 2	SECTOR 3	LAP TIME	MPH	DIFF	TIME OF DAY
1 -		53.290	27.174	2:06.086	69.47	17.116	14:34:14.628
2 -	35.475	50.867	26.953	1:53.295	77.31	4.325	14:36:07.923
3 -	35.355	50.621	26.417	1:52.393	77.93	3.423	14:38:00.316
4 -	35.480	50.974	26.687	1:53.141	77.42	4.171	14:39:53.457
5 -	34.682	49.033	25.765	1:49.480	80.01	0.510	14:41:42.937
6 -	34.353	49.307	25.926	1:49.586	79.93	0.616	14:43:32.523
7 -	34.552	49.401	25.779	1:49.732	79.82	0.762	14:45:22.255
8 -	34.365	49.009	25.810	1:49.184	80.23	0.214	14:47:11.439
9 -	34.242	48.920	25.929	1:49.091 (3)	80.29	0.121	14:49:00.530
10 -	34.303	49.109	25.906	1:49.318	80.13	0.348	14:50:49.848
11 -	34.408	48.807	25.755	1:48.970 (1)	80.38		14:52:38.818
12 -	34.078	49.144	25.868	1:49.090 (2)	80.29	0.120	14:54:27.908
13 -	35.599	49.422	26.539	1:51.560	78.52	2.590	14:56:19.468
14 -	34.299	48.954	26.220	1:49.473	80.01	0.503	14:58:08.941

P12 33		Jessica WILKINSON		Porsche Boxster S			
IDEAL LAP TIME : 1:49.940		BEST LAP TIME : 1:50.764		DIFFERENCE : 0.824			
LAP	SECTOR 1	SECTOR 2	SECTOR 3	LAP TIME	MPH	DIFF	TIME OF DAY
1 -		53.804	27.068	2:07.012	68.96	16.248	14:34:15.554
2 -	35.091	51.536	26.684	1:53.311	77.30	2.547	14:36:08.865
3 -	35.021	51.169	26.274	1:52.464	77.89	1.700	14:38:01.329
4 -	34.765	51.053	26.676	1:52.494	77.86	1.730	14:39:53.823
5 -	34.694	50.081	25.989	1:50.764 (1)	79.08		14:41:44.587
6 -	34.466	49.658	26.956	1:51.080 (2)	78.86	0.316	14:43:35.667
7 -	34.340	50.819	26.343	1:51.502 (3)	78.56	0.738	14:45:27.169
8 -	34.956	51.283	26.051	1:52.290	78.01	1.526	14:47:19.459
9 -	34.982	50.959	26.320	1:52.261	78.03	1.497	14:49:11.720
10 -	34.770	51.169	26.547	1:52.486	77.87	1.722	14:51:04.206
11 -	35.172	50.433	25.942	1:51.547	78.53	0.783	14:52:55.753
12 -	34.847	50.571	26.257	1:51.675	78.44	0.911	14:54:47.428
13 -	37.045	50.941	26.704	1:54.690	76.37	3.926	14:56:42.118
14 -	35.564	50.981	26.415	1:52.960	77.54	2.196	14:58:35.078

Porsche Boxster Cup

RACE 4 - BEST SECTORS

SECTOR 1			SECTOR 2			SECTOR 3			IDEAL / BEST COMPARISON						
POS	NO	NAME	TIME	NO	NAME	TIME	NO	NAME	TIME	POS	NO	NAME	IDEAL	BEST	DIFF
													PERFECT LAP	1:44.878	
1	6	THOMPSON	32.881	7	ANDREW	47.051	6	THOMPSON	24.946	1	7	ANDREW	1:44.988	1:45.609	0.621
2	7	ANDREW	32.956	21	LOVELL	47.169	7	ANDREW	24.981	2	6	THOMPSON	1:45.090	1:45.655	0.565
3	20	NOBLE-EVANS	33.147	6	THOMPSON	47.263	66	SUDERA	25.082	3	21	LOVELL	1:45.552	1:45.908	0.356
4	21	LOVELL	33.177	81	DARLING	47.310	21	LOVELL	25.206	4	81	DARLING	1:45.864	1:46.413	0.549
5	81	DARLING	33.270	90	THOMSON	47.521	81	DARLING	25.284	5	90	THOMSON	1:46.376	1:46.722	0.346
6	90	THOMSON	33.561	46	WHITE	48.108	90	THOMSON	25.294	6	66	SUDERA		1:45.773	
7	66	SUDERA	33.730	66	SUDERA	48.199	55	ADAMS	25.611	7	20	NOBLE-EVANS	1:47.405	1:47.949	0.544
8	38	BRIDGES	33.748	20	NOBLE-EVANS	48.583	46	WHITE	25.665	8	46	WHITE	1:47.595	1:48.367	0.772
9	46	WHITE	33.822	55	ADAMS	48.742	20	NOBLE-EVANS	25.675	9	55	ADAMS	1:48.414	1:49.005	0.591
10	55	ADAMS	34.061	23	KYLE-HENNEY	48.807	38	BRIDGES	25.678	10	38	BRIDGES	1:48.516	1:49.055	0.539
11	23	KYLE-HENNEY	34.078	38	BRIDGES	49.090	23	KYLE-HENNEY	25.755	11	23	KYLE-HENNEY	1:48.640	1:48.970	0.330
12	33	WILKINSON	34.340	33	WILKINSON	49.658	33	WILKINSON	25.942	12	33	WILKINSON	1:49.940	1:50.764	0.824
13	77	WATSON	34.664	77	WATSON	50.735	77	WATSON	26.550	13	77	WATSON	1:51.949	1:52.478	0.529
14	24	WOOD	35.598	24	WOOD	52.785	24	WOOD	27.091	14	24	WOOD	1:55.474	1:55.895	0.421

Porsche Boxster Cup

RACE 4 - STATISTICS

Competitors Started 14
Planned Start 2023-04-29 @ 14:20:00.000
Actual Start 2023-04-29 @ 14:32:08.542
Finish Time 2023-04-29 @ 14:57:07.832
Track Length 2.4332mi.
Total Laps 195
Total Distance Covered 474.4914mi.

Session Fastest Lap History

NO	NAME	LAP TIME	TIME OF DAY	LAP	VEHICLE
21	Jonathan LOVELL	1:52.534	14:34:01.084	1	Porsche Boxster S
21	Jonathan LOVELL	1:46.160	14:35:47.244	2	Porsche Boxster S
6	Mike THOMPSON	1:46.108	14:44:50.373	7	Porsche Boxster S
66	Vikram SUDERA	1:45.964	14:48:21.359	9	Porsche Boxster S
6	Mike THOMPSON	1:45.731	14:48:22.569	9	Porsche Boxster S
6	Mike THOMPSON	1:45.655	14:50:08.223	10	Porsche Boxster S
7	Tom ANDREW	1:45.609	14:50:08.357	10	Porsche Boxster S

Session Leader History

NO	NAME	FROM LAP	LAPS LED	DISTANCE	VEHICLE
21	Jonathan LOVELL	1	14	34.06 miles	Porsche Boxster S

Flag History

TYPE	TIME OF DAY
GREEN	14:32:08.542
FINISH	14:57:07.832

Flag Statistics

TYPE	COUNT	TOTAL LAPS	TOTAL TIME
Green	1	14	27:51.913
Red	0	0	0.000
Safety Car	0	0	0.000
FCY	0	0	0.000

Porsche Boxster Cup

RACE 8 - CLASSIFICATION

POS	NO	NAME	ENTRY	LAPS	TIME	GAP	DIFF	MPH	BEST	ON
1	21	Jonathan LOVELL	Porsche Boxster S	10	20:13.250			72.20	1:44.092	7
2	7	Tom ANDREW	Porsche Boxster S	10	20:18.392	5.142	5.142	71.89	1:43.936	8
3	6	Mike THOMPSON	Porsche Boxster S	10	20:27.677	14.427	9.285	71.35	1:45.847	9
4	81	Perry DARLING	Porsche Boxster S	10	20:27.934	14.684	0.257	71.33	1:45.071	9
5	90	Sarah THOMSON	Porsche Boxster S	10	20:46.199	32.949	18.265	70.29	1:46.469	8
6	46	Ashley WHITE	Porsche Boxster S	10	20:46.554	33.304	0.355	70.27	1:48.154	4
7	66	Vikram SUDERA	Porsche Boxster S	10	20:53.855	40.605	7.301	69.86	1:48.119	8
8	55	Scot ADAMS	Porsche Boxster S	10	21:02.744	49.494	8.889	69.37	1:49.447	8
9	38	Eric BRIDGES	Porsche Boxster S	10	21:10.608	57.358	7.864	68.94	1:51.261	9
10	33	Jessica WILKINSON	Porsche Boxster S	10	21:11.362	58.112	0.754	68.90	1:51.001	10
11	23	Zoe KYLE-HENNEY	Porsche Boxster S	10	21:11.592	58.342	0.230	68.88	1:50.038	8
12	77	Paul WATSON	Porsche Boxster S	10	22:17.277	2:04.027	1:05.685	65.50	1:55.983	7
13	24	Sarah WOOD	Porsche Boxster S	9	20:34.655	1 Lap	1 Lap	63.85	1:59.434	7

NOT CLASSIFIED

DNF	20	Faye NOBLE-EVANS	Porsche Boxster S	0						
-----	----	------------------	-------------------	---	--	--	--	--	--	--

FASTEST LAP

7	Tom ANDREW	Porsche Boxster S	8	1:43.936	84.28 mph	135.63 kph
---	------------	-------------------	---	----------	-----------	------------

Weather / Track : Sunny / Dry

These results are provisional until the conclusion of any judicial and technical matters.

Race Distance: 10 Laps / 24.33 miles

Brands Hatch GP: 2.4332 miles

Date: 29/04/2023 Start: 17:33 Finish: 17:53

Clerk Of Course : Andy Stevens

Stewards :

Timekeeper : Nick Palmer

Porsche Boxster Cup

RACE 8 - LAP CHART

LAP 1 @ 17:35:48.847			LAP 2 @ 17:39:09.124			LAP 3 @ 17:40:55.601			LAP 4 @ 17:42:40.783			LAP 5 @ 17:44:25.754		
NO	BEHIND	LAP TIME	NO	BEHIND	LAP TIME	NO	BEHIND	LAP TIME	NO	BEHIND	LAP TIME	NO	BEHIND	LAP TIME
21		2:47.921	21		3:20.277	21		1:46.477	21		1:45.182	21		1:44.971
7	1.202	2:49.123	7	0.736	3:19.811	7	0.383	1:46.124	7	0.450	1:45.249	7	0.267	1:44.788
81	1.920	2:49.841	81	2.400	3:20.757	81	3.591	1:47.668	81	5.710	1:47.301	81	9.064	1:48.325
6	2.965	2:50.886	6	3.187	3:20.499	6	5.080	1:48.370	6	7.352	1:47.454	6	9.217	1:46.836
66	3.733	2:51.654	66	4.237	3:20.781	66	8.697	1:50.937	46	12.232	1:48.154	46	15.946	1:48.685
46	5.678	2:53.599	46	5.164	3:19.763	46	9.260	1:50.573	66	15.371	1:51.856	66	20.842	1:50.442
38	6.727	2:54.648	38	6.412	3:19.962	38	12.715	1:52.780	38	19.600	1:52.067	90	23.001	1:48.231
90	7.667	2:55.588	90	8.117	3:20.727	90	13.373	1:51.733	90	19.741	1:51.550	38	27.383	1:52.754
33	8.817	2:56.738	33	9.002	3:20.462	33	13.943	1:51.418	33	21.233	1:52.472	33	28.134	1:51.872
77	11.441	2:59.362	77	11.360	3:20.196	55	18.344	1:51.980	55	24.098	1:50.936	55	29.148	1:50.021
55	12.428	3:00.349	55	12.841	3:20.690	23	21.053	1:54.310	23	28.370	1:52.499	23	34.038	1:50.639
23	13.585	3:01.506	23	13.220	3:19.912	77	27.601	2:02.718	77	41.916	1:59.497	77	54.227	1:57.282
24	15.060	3:02.981	24	14.426	3:19.643	24	30.914	2:02.965	24	48.834	2:03.102	24	1:05.228	2:01.365

Porsche Boxster Cup

RACE 8 - LAP CHART

LAP 6 @ 17:46:10.836			LAP 7 @ 17:47:54.928			LAP 8 @ 17:49:39.023			LAP 9 @ 17:51:29.049			LAP 10 @ 17:53:14.176		
NO	BEHIND	LAP TIME	NO	BEHIND	LAP TIME	NO	BEHIND	LAP TIME	NO	BEHIND	LAP TIME	NO	BEHIND	LAP TIME
21		1:45.082	21		1:44.092	21		1:44.095	21		1:50.026	21		1:45.127
7	0.241	1:45.056	7	0.304	1:44.155	7	0.145	1:43.936	7	5.408	1:55.289	7	5.142	1:44.861
6	11.832	1:47.697	6	14.582	1:46.842	6	16.371	1:45.884	24	1 Lap	2:04.644	6	14.427	1:47.362
81	12.025	1:48.043	81	14.971	1:47.038	81	17.406	1:46.530	6	12.192	1:45.847	81	14.684	1:47.360
46	21.019	1:50.155	46	25.820	1:48.893	46	30.645	1:48.920	81	12.451	1:45.071	24	1 Lap	1:59.506
66	25.259	1:49.499	90	30.417	1:49.086	90	32.791	1:46.469	46	29.063	1:48.444	90	32.949	1:48.703
90	25.423	1:47.504	66	31.521	1:50.354	66	35.545	1:48.119	90	29.373	1:46.608	46	33.304	1:49.368
38	34.140	1:51.839	55	39.866	1:49.650	55	45.218	1:49.447	66	35.533	1:50.014	66	40.605	1:50.199
55	34.308	1:50.242	38	42.517	1:52.469	38	49.934	1:51.512	55	44.865	1:49.673	55	49.494	1:49.756
33	35.555	1:52.503	33	43.310	1:51.847	33	50.708	1:51.493	38	51.169	1:51.261	38	57.358	1:51.316
23	39.167	1:50.211	23	45.341	1:50.266	23	51.284	1:50.038	33	52.238	1:51.556	33	58.112	1:51.001
77	1:05.472	1:56.327	77	1:17.363	1:55.983	77	1:29.621	1:56.353	23	52.411	1:51.153	23	58.342	1:51.058
24	1:21.161	2:01.015	24	1:36.503	1:59.434				77	1:35.603	1:56.008	77	2:04.027	2:13.551

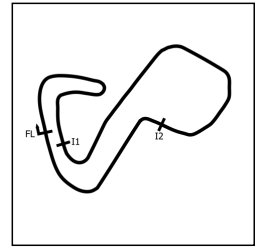
Porsche Boxster Cup

RACE 8 - POSITION CHART

No	Name	Lap Pos	Lap											
			1	2	3	4	5	6	7	8	9	10		
21	LOVELL	1	21	21	21	21	21	21	21	21	21	21	21	21
7	ANDREW	2	7	7	7	7	7	7	7	7	7	7	7	7
81	DARLING	3	81	81	81	81	81	6	6	6	6	6	6	6
66	SUDERA	4	6	6	6	6	6	81	81	81	81	81	81	81
6	THOMPSON	5	66	66	66	46	46	46	46	46	46	46	46	90
90	THOMSON	6	46	46	46	66	66	66	90	90	90	90	46	46
55	ADAMS	7	38	38	38	38	90	90	66	66	66	66	66	66
20	NOBLE-EVANS	8	90	90	90	90	38	38	55	55	55	55	55	55
46	WHITE	9	33	33	33	33	33	55	38	38	38	38	38	38
38	BRIDGES	10	77	77	55	55	55	33	33	33	33	33	33	33
77	WATSON	11	55	55	23	23	23	23	23	23	23	23	23	23
33	WILKINSON	12	23	23	77	77	77	77	77	77	77	77	77	77
23	KYLE-HENNEY	13	24	24	24	24	24	24	24	24	24	24	24	24
24	WOOD	14												

Porsche Boxster Cup

RACE 8 - SECTOR ANALYSIS



SECTOR 1 = FL to I1, SECTOR 2 = I1 to I2, SECTOR 3 = I2 to FL, DIFF = Difference To Personal Best Lap, P = Crossed Finish Line in Pit Lane, D = Time Disallowed

P1 21		Jonathan LOVELL			Porsche Boxster S		
IDEAL LAP TIME : 1:43.768		BEST LAP TIME : 1:44.092		DIFFERENCE : 0.324			
LAP	SECTOR 1	SECTOR 2	SECTOR 3	LAP TIME	MPH	DIFF	TIME OF DAY
1 -		1:14.335	54.775	2:47.921	52.16	1:03.829	17:35:48.847
2 -	1:12.154	1:35.119	33.004	3:20.277	43.73	1:36.185	17:39:09.124
3 -	33.727	47.343	25.407	1:46.477	82.26	2.385	17:40:55.601
4 -	32.903	46.918	25.361	1:45.182	83.28	1.090	17:42:40.783
5 -	32.981	46.759	25.231	1:44.971 (3)	83.45	0.879	17:44:25.754
6 -	32.603	47.362	25.117	1:45.082	83.36	0.990	17:46:10.836
7 -	32.633	46.329	25.130	1:44.092 (1)	84.15		17:47:54.928
8 -	32.572	46.656	24.867	1:44.095 (2)	84.15	0.003	17:49:39.023
9 -	33.418	51.300	25.308	1:50.026	79.61	5.934	17:51:29.049
10 -	33.115	46.824	25.188	1:45.127	83.32	1.035	17:53:14.176

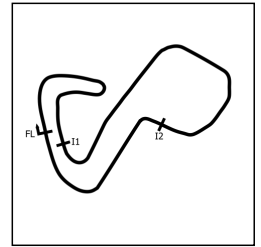
P2 7		Tom ANDREW			Porsche Boxster S		
IDEAL LAP TIME : 1:43.811		BEST LAP TIME : 1:43.936		DIFFERENCE : 0.125			
LAP	SECTOR 1	SECTOR 2	SECTOR 3	LAP TIME	MPH	DIFF	TIME OF DAY
1 -		1:14.829	54.849	2:49.123	51.79	1:05.187	17:35:50.049
2 -	1:12.408	1:34.134	33.269	3:19.811	43.84	1:35.875	17:39:09.860
3 -	33.624	47.308	25.192	1:46.124	82.54	2.188	17:40:55.984
4 -	33.071	47.124	25.054	1:45.249	83.22	1.313	17:42:41.233
5 -	33.053	47.023	24.712	1:44.788 (3)	83.59	0.852	17:44:26.021
6 -	32.820	47.402	24.834	1:45.056	83.38	1.120	17:46:11.077
7 -	32.720	46.570	24.865	1:44.155 (2)	84.10	0.219	17:47:55.232
8 -	32.713	46.695	24.528	1:43.936 (1)	84.28		17:49:39.168
9 -	33.186	56.602	25.501	1:55.289	75.98	11.353	17:51:34.457
10 -	32.764	47.061	25.036	1:44.861	83.53	0.925	17:53:19.318

P3 6		Mike THOMPSON			Porsche Boxster S		
IDEAL LAP TIME : 1:45.589		BEST LAP TIME : 1:45.847		DIFFERENCE : 0.258			
LAP	SECTOR 1	SECTOR 2	SECTOR 3	LAP TIME	MPH	DIFF	TIME OF DAY
1 -		1:14.489	54.711	2:50.886	51.26	1:05.039	17:35:51.812
2 -	1:13.349	1:33.080	34.070	3:20.499	43.69	1:34.652	17:39:12.311
3 -	33.758	48.830	25.782	1:48.370	80.83	2.523	17:41:00.681
4 -	33.426	48.309	25.719	1:47.454	81.52	1.607	17:42:48.135
5 -	33.379	48.228	25.229	1:46.836 (3)	81.99	0.989	17:44:34.971
6 -	34.324	48.127	25.246	1:47.697	81.33	1.850	17:46:22.668
7 -	33.471	47.759	25.612	1:46.842	81.98	0.995	17:48:09.510
8 -	33.159	47.416	25.309	1:45.884 (2)	82.73	0.037	17:49:55.394
9 -	32.944	47.667	25.236	1:45.847 (1)	82.75		17:51:41.241
10 -	33.219	48.554	25.589	1:47.362	81.59	1.515	17:53:28.603

P4 81		Perry DARLING			Porsche Boxster S		
IDEAL LAP TIME : 1:45.071		BEST LAP TIME : 1:45.071		DIFFERENCE : 0.000			
LAP	SECTOR 1	SECTOR 2	SECTOR 3	LAP TIME	MPH	DIFF	TIME OF DAY
1 -		1:13.852	54.566	2:49.841	51.57	1:04.770	17:35:50.767
2 -	1:13.014	1:33.482	34.261	3:20.757	43.63	1:35.686	17:39:11.524
3 -	34.395	47.676	25.597	1:47.668	81.35	2.597	17:40:59.192
4 -	33.827	48.027	25.447	1:47.301	81.63	2.230	17:42:46.493
5 -	34.712	48.067	25.546	1:48.325	80.86	3.254	17:44:34.818
6 -	34.799	48.080	25.164	1:48.043	81.07	2.972	17:46:22.861
7 -	34.460	47.453	25.125	1:47.038 (3)	81.83	1.967	17:48:09.899
8 -	33.841	47.518	25.171	1:46.530 (2)	82.22	1.459	17:49:56.429
9 -	33.334	46.748	24.989	1:45.071 (1)	83.37		17:51:41.500
10 -	33.687	48.140	25.533	1:47.360	81.59	2.289	17:53:28.860

Porsche Boxster Cup

RACE 8 - SECTOR ANALYSIS



SECTOR 1 = FL to I1, SECTOR 2 = I1 to I2, SECTOR 3 = I2 to FL, DIFF = Difference To Personal Best Lap, P = Crossed Finish Line in Pit Lane, D = Time Disallowed

P5 90		Sarah THOMSON		Porsche Boxster S			
IDEAL LAP TIME : 1:46.229		BEST LAP TIME : 1:46.469		DIFFERENCE : 0.240			
LAP	SECTOR 1	SECTOR 2	SECTOR 3	LAP TIME	MPH	DIFF	TIME OF DAY
1 -		1:15.877	55.470	2:55.588	49.88	1:09.119	17:35:56.514
2 -	1:12.881	1:33.013	34.833	3:20.727	43.64	1:34.258	17:39:17.241
3 -	34.411	50.533	26.789	1:51.733	78.39	5.264	17:41:08.974
4 -	35.706	49.337	26.507	1:51.550	78.52	5.081	17:43:00.524
5 -	34.187	48.021	26.023	1:48.231	80.93	1.762	17:44:48.755
6 -	33.635	47.984	25.885	1:47.504 (3)	81.48	1.035	17:46:36.259
7 -	34.467	49.242	25.377	1:49.086	80.30	2.617	17:48:25.345
8 -	33.394	47.512	25.563	1:46.469 (1)	82.27		17:50:11.814
9 -	33.544	47.458	25.606	1:46.608 (2)	82.16	0.139	17:51:58.422
10 -	34.069	48.631	26.003	1:48.703	80.58	2.234	17:53:47.125

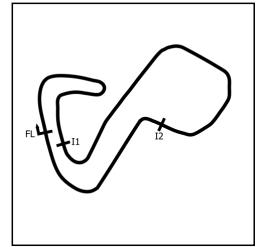
P6 46		Ashley WHITE		Porsche Boxster S			
IDEAL LAP TIME : 1:47.466		BEST LAP TIME : 1:48.154		DIFFERENCE : 0.688			
LAP	SECTOR 1	SECTOR 2	SECTOR 3	LAP TIME	MPH	DIFF	TIME OF DAY
1 -		1:15.240	55.961	2:53.599	50.46	1:05.445	17:35:54.525
2 -	1:12.429	1:33.079	34.255	3:19.763	43.85	1:31.609	17:39:14.288
3 -	34.288	48.794	27.491	1:50.573	79.22	2.419	17:41:04.861
4 -	34.232	47.801	26.121	1:48.154 (1)	80.99		17:42:53.015
5 -	33.755	48.805	26.125	1:48.685 (3)	80.59	0.531	17:44:41.700
6 -	34.734	49.492	25.929	1:50.155	79.52	2.001	17:46:31.855
7 -	34.401	48.582	25.910	1:48.893	80.44	0.739	17:48:20.748
8 -	34.355	48.299	26.266	1:48.920	80.42	0.766	17:50:09.668
9 -	34.342	47.882	26.220	1:48.444 (2)	80.77	0.290	17:51:58.112
10 -	34.175	48.369	26.824	1:49.368	80.09	1.214	17:53:47.480

P7 66		Vikram SUDERA		Porsche Boxster S			
IDEAL LAP TIME : 1:49.441		BEST LAP TIME : 1:48.119		DIFFERENCE : -1.322			
LAP	SECTOR 1	SECTOR 2	SECTOR 3	LAP TIME	MPH	DIFF	TIME OF DAY
1 -		1:14.817	54.653	2:51.654	51.03	1:03.535	17:35:52.580
2 -	1:13.447	1:32.827	34.507	3:20.781	43.62	1:32.662	17:39:13.361
3 -	34.727	49.342	26.868	1:50.937	78.96	2.818	17:41:04.298
4 -			26.432	1:51.856	78.31	3.737	17:42:56.154
5 -	35.006	49.449	25.987	1:50.442	79.31	2.323	17:44:46.596
6 -	34.293	49.176	26.030	1:49.499 (2)	79.99	1.380	17:46:36.095
7 -			26.148	1:50.354	79.37	2.235	17:48:26.449
8 -			25.972	1:48.119 (1)	81.02		17:50:14.568
9 -			26.249	1:50.014 (3)	79.62	1.895	17:52:04.582
10 -			26.266	1:50.199	79.49	2.080	17:53:54.781

P8 55		Scot ADAMS		Porsche Boxster S			
IDEAL LAP TIME : 1:49.171		BEST LAP TIME : 1:49.447		DIFFERENCE : 0.276			
LAP	SECTOR 1	SECTOR 2	SECTOR 3	LAP TIME	MPH	DIFF	TIME OF DAY
1 -		1:15.610	56.207	3:00.349	48.57	1:10.902	17:36:01.275
2 -	1:12.343	1:32.133	36.214	3:20.690	43.64	1:31.243	17:39:21.965
3 -	36.119	49.733	26.128	1:51.980	78.22	2.533	17:41:13.945
4 -	34.691	49.795	26.450	1:50.936	78.96	1.489	17:43:04.881
5 -	34.523	49.507	25.991	1:50.021	79.61	0.574	17:44:54.902
6 -	34.304	49.993	25.945	1:50.242	79.46	0.795	17:46:45.144
7 -	34.183	49.244	26.223	1:49.650 (2)	79.88	0.203	17:48:34.794
8 -	34.225	49.043	26.179	1:49.447 (1)	80.03		17:50:24.241
9 -	34.400	49.198	26.075	1:49.673 (3)	79.87	0.226	17:52:13.914
10 -	34.403	49.336	26.017	1:49.756	79.81	0.309	17:54:03.670

Porsche Boxster Cup

RACE 8 - SECTOR ANALYSIS



SECTOR 1 = FL to I1, SECTOR 2 = I1 to I2, SECTOR 3 = I2 to FL, DIFF = Difference To Personal Best Lap, P = Crossed Finish Line in Pit Lane, D = Time Disallowed

P9 38		Eric BRIDGES		Porsche Boxster S			
IDEAL LAP TIME : 1:50.711		BEST LAP TIME : 1:51.261		DIFFERENCE : 0.550			
LAP	SECTOR 1	SECTOR 2	SECTOR 3	LAP TIME	MPH	DIFF	TIME OF DAY
1 -		1:15.881	55.352	2:54.648	50.15	1:03.387	17:35:55.574
2 -	1:12.797	1:33.180	33.985	3:19.962	43.80	1:28.701	17:39:15.536
3 -	35.277	50.886	26.617	1:52.780	77.67	1.519	17:41:08.316
4 -	35.350	50.064	26.653	1:52.067	78.16	0.806	17:43:00.383
5 -	35.198	50.674	26.882	1:52.754	77.68	1.493	17:44:53.137
6 -	34.768	50.656	26.415	1:51.839	78.32	0.578	17:46:44.976
7 -	35.287	50.809	26.373	1:52.469	77.88	1.208	17:48:37.445
8 -	34.722	50.343	26.447	1:51.512 (3)	78.55	0.251	17:50:28.957
9 -	34.528	50.546	26.187	1:51.261 (1)	78.73		17:52:20.218
10 -	34.460	50.398	26.458	1:51.316 (2)	78.69	0.055	17:54:11.534

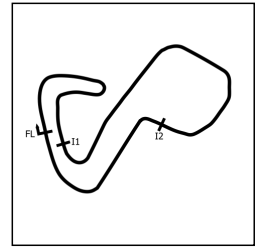
P10 33		Jessica WILKINSON		Porsche Boxster S			
IDEAL LAP TIME : 1:50.077		BEST LAP TIME : 1:51.001		DIFFERENCE : 0.924			
LAP	SECTOR 1	SECTOR 2	SECTOR 3	LAP TIME	MPH	DIFF	TIME OF DAY
1 -		1:15.499	55.731	2:56.738	49.56	1:05.737	17:35:57.664
2 -	1:12.785	1:32.461	35.216	3:20.462	43.69	1:29.461	17:39:18.126
3 -	35.045	49.489	26.884	1:51.418 (2)	78.62	0.417	17:41:09.544
4 -	35.588	50.368	26.516	1:52.472	77.88	1.471	17:43:02.016
5 -	34.968	50.720	26.184	1:51.872	78.30	0.871	17:44:53.888
6 -	34.824	51.454	26.225	1:52.503	77.86	1.502	17:46:46.391
7 -	35.163	50.147	26.537	1:51.847	78.31	0.846	17:48:38.238
8 -	34.877	50.033	26.583	1:51.493 (3)	78.56	0.492	17:50:29.731
9 -	34.404	50.383	26.769	1:51.556	78.52	0.555	17:52:21.287
10 -	34.466	50.001	26.534	1:51.001 (1)	78.91		17:54:12.288

P11 23		Zoe KYLE-HENNEY		Porsche Boxster S			
IDEAL LAP TIME : 1:49.836		BEST LAP TIME : 1:50.038		DIFFERENCE : 0.202			
LAP	SECTOR 1	SECTOR 2	SECTOR 3	LAP TIME	MPH	DIFF	TIME OF DAY
1 -		1:15.757	56.455	3:01.506	48.26	1:11.468	17:36:02.432
2 -	1:12.487	1:31.931	35.494	3:19.912	43.81	1:29.874	17:39:22.344
3 -	36.526	50.505	27.279	1:54.310	76.63	4.272	17:41:16.654
4 -	35.056	50.756	26.687	1:52.499	77.86	2.461	17:43:09.153
5 -	34.927	49.384	26.328	1:50.639	79.17	0.601	17:44:59.792
6 -	34.561	49.581	26.069	1:50.211 (2)	79.48	0.173	17:46:50.003
7 -	34.641	49.515	26.110	1:50.266 (3)	79.44	0.228	17:48:40.269
8 -	34.714	49.206	26.118	1:50.038 (1)	79.60		17:50:30.307
9 -	34.806	49.954	26.393	1:51.153	78.80	1.115	17:52:21.460
10 -	34.846	50.025	26.187	1:51.058	78.87	1.020	17:54:12.518

P12 77		Paul WATSON		Porsche Boxster S			
IDEAL LAP TIME : 1:55.136		BEST LAP TIME : 1:55.983		DIFFERENCE : 0.847			
LAP	SECTOR 1	SECTOR 2	SECTOR 3	LAP TIME	MPH	DIFF	TIME OF DAY
1 -		1:15.639	56.086	2:59.362	48.83	1:03.379	17:36:00.288
2 -	1:11.956	1:32.476	35.764	3:20.196	43.75	1:24.213	17:39:20.484
3 -	38.658	55.765	28.295	2:02.718	71.38	6.735	17:41:23.202
4 -	37.073	54.530	27.894	1:59.497	73.30	3.514	17:43:22.699
5 -	36.508	53.414	27.360	1:57.282	74.69	1.299	17:45:19.981
6 -	36.335	52.400	27.592	1:56.327 (3)	75.30	0.344	17:47:16.308
7 -	36.086	52.115	27.782	1:55.983 (1)	75.52		17:49:12.291
8 -	36.562	52.413	27.378	1:56.353	75.28	0.370	17:51:08.644
9 -	35.956	52.682	27.370	1:56.008 (2)	75.51	0.025	17:53:04.652
10 -	35.661	1:05.813	32.077	2:13.551	65.59	17.568	17:55:18.203

Porsche Boxster Cup

RACE 8 - SECTOR ANALYSIS



SECTOR 1 = FL to I1, SECTOR 2 = I1 to I2, SECTOR 3 = I2 to FL, DIFF = Difference To Personal Best Lap, P = Crossed Finish Line in Pit Lane, D = Time Disallowed

P13 24		Sarah WOOD		Porsche Boxster S			
IDEAL LAP TIME : 1:58.901		BEST LAP TIME : 1:59.434		DIFFERENCE : 0.533			
LAP	SECTOR 1	SECTOR 2	SECTOR 3	LAP TIME	MPH	DIFF	TIME OF DAY
1 -		1:13.968	57.084	3:02.981	47.87	1:03.547	17:36:03.907
2 -	1:12.582	1:31.373	35.688	3:19.643	43.87	1:20.209	17:39:23.550
3 -	38.128	55.965	28.872	2:02.965	71.23	3.531	17:41:26.515
4 -	37.882	56.398	28.822	2:03.102	71.15	3.668	17:43:29.617
5 -	37.631	55.269	28.465	2:01.365	72.17	1.931	17:45:30.982
6 -	37.829	54.926	28.260	2:01.015 (3)	72.38	1.581	17:47:31.997
7 -	37.424	54.201	27.809	1:59.434 (1)	73.34		17:49:31.431
8 -	36.891	58.639	29.114	2:04.644	70.27	5.210	17:51:36.075
9 -	37.122	54.560	27.824	1:59.506 (2)	73.30	0.072	17:53:35.581

Porsche Boxster Cup

RACE 8 - BEST SECTORS

SECTOR 1			SECTOR 2			SECTOR 3			IDEAL / BEST COMPARISON						
POS	NO	NAME	TIME	NO	NAME	TIME	NO	NAME	TIME	POS	NO	NAME	IDEAL	BEST	DIFF
													PERFECT LAP	1:43.429	
1	21	LOVELL	32.572	21	LOVELL	46.329	7	ANDREW	24.528	1	21	LOVELL	1:43.768	1:44.092	0.324
2	7	ANDREW	32.713	7	ANDREW	46.570	21	LOVELL	24.867	2	7	ANDREW	1:43.811	1:43.936	0.125
3	6	THOMPSON	32.944	81	DARLING	46.748	81	DARLING	24.989	3	81	DARLING	1:45.071	1:45.071	0.000
4	81	DARLING	33.334	6	THOMPSON	47.416	6	THOMPSON	25.229	4	6	THOMPSON	1:45.589	1:45.847	0.258
5	90	THOMSON	33.394	90	THOMSON	47.458	90	THOMSON	25.377	5	90	THOMSON	1:46.229	1:46.469	0.240
6	46	WHITE	33.755	46	WHITE	47.801	46	WHITE	25.910	6	46	WHITE	1:47.466	1:48.154	0.688
7	55	ADAMS	34.183	55	ADAMS	49.043	55	ADAMS	25.945	7	55	ADAMS	1:49.171	1:49.447	0.276
8	66	SUDERA	34.293	66	SUDERA	49.176	66	SUDERA	25.972	8	66	SUDERA		1:48.119	
9	33	WILKINSON	34.404	23	KYLE-HENNEY	49.206	23	KYLE-HENNEY	26.069	9	23	KYLE-HENNEY	1:49.836	1:50.038	0.202
10	38	BRIDGES	34.460	33	WILKINSON	49.489	33	WILKINSON	26.184	10	33	WILKINSON	1:50.077	1:51.001	0.924
11	23	KYLE-HENNEY	34.561	38	BRIDGES	50.064	38	BRIDGES	26.187	11	38	BRIDGES	1:50.711	1:51.261	0.550
12	77	WATSON	35.661	77	WATSON	52.115	77	WATSON	27.360	12	77	WATSON	1:55.136	1:55.983	0.847
13	24	WOOD	36.891	24	WOOD	54.201	24	WOOD	27.809	13	24	WOOD	1:58.901	1:59.434	0.533
14															

Porsche Boxster Cup

RACE 8 - STATISTICS

Competitors Started 14
Planned Start 2023-04-29 @ 17:15:00.000
Actual Start 2023-04-29 @ 17:33:00.925
Finish Time 2023-04-29 @ 17:53:12.590
Track Length 2.4332mi.
Total Laps 129
Total Distance Covered 313.8943mi.

Session Fastest Lap History

NO	NAME	LAP TIME	TIME OF DAY	LAP	VEHICLE
21	Jonathan LOVELL	2:47.921	17:35:48.872	1	Porsche Boxster S
21	Jonathan LOVELL	1:46.477	17:40:55.609	3	Porsche Boxster S
7	Tom ANDREW	1:46.124	17:40:55.991	3	Porsche Boxster S
21	Jonathan LOVELL	1:45.182	17:42:40.791	4	Porsche Boxster S
21	Jonathan LOVELL	1:44.971	17:44:25.762	5	Porsche Boxster S
7	Tom ANDREW	1:44.788	17:44:26.028	5	Porsche Boxster S
21	Jonathan LOVELL	1:44.092	17:47:54.936	7	Porsche Boxster S
7	Tom ANDREW	1:43.936	17:49:39.176	8	Porsche Boxster S

Session Leader History

NO	NAME	FROM LAP	LAPS LED	DISTANCE	VEHICLE
21	Jonathan LOVELL	1	10	24.33 miles	Porsche Boxster S

Flag History

TYPE	TIME OF DAY
GREEN	17:33:00.925
SAFETY	17:34:00.351
GREEN	17:39:03.796
FINISH	17:53:12.590

Flag Statistics

TYPE	COUNT	TOTAL LAPS	TOTAL TIME
Green	2	9	17:28.680
Red	0	0	0.000
Safety Car	1	1	5:03.445
FCY	0	0	0.000