



Porsche Club

Motorsport



BOXSTER CUP

Snetterton 300

11th October 2025

Results

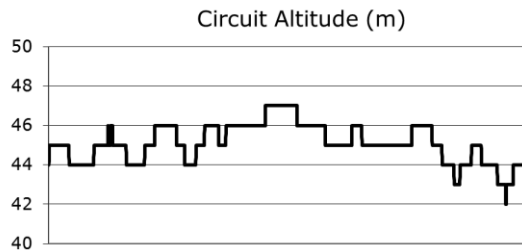
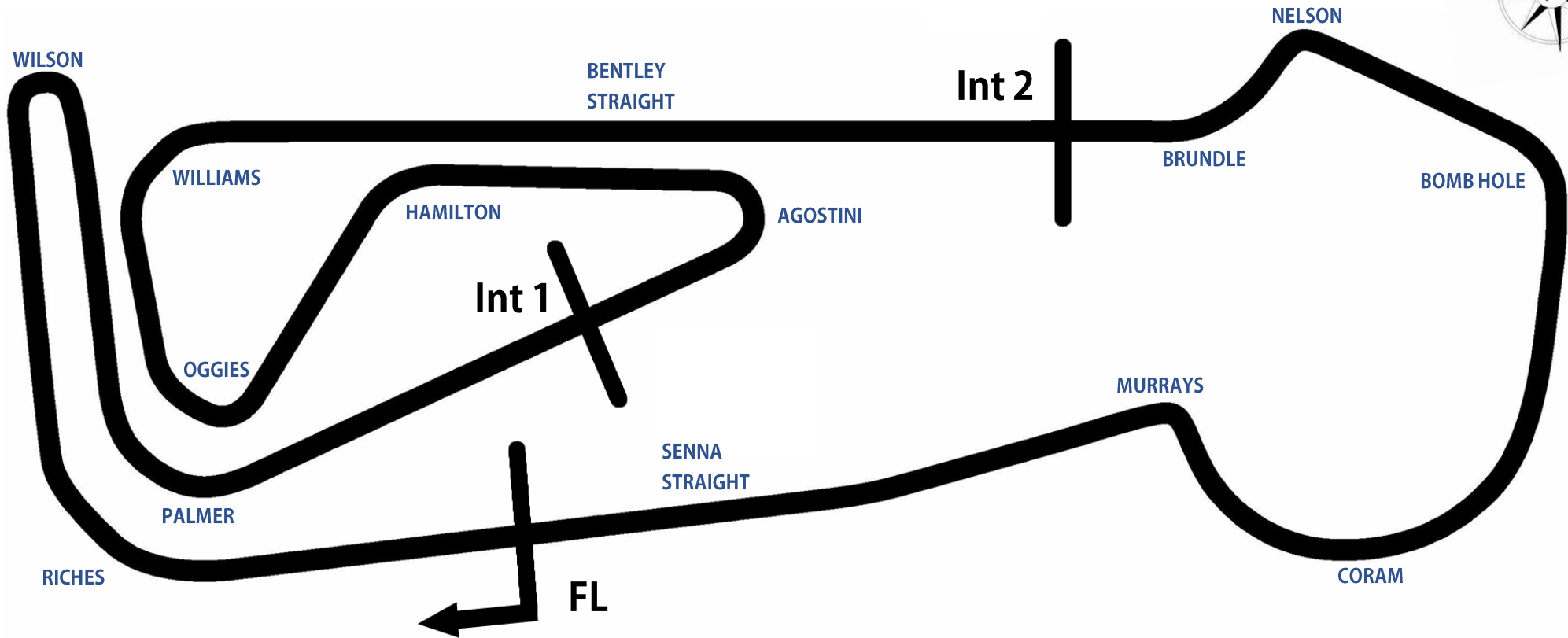




Snetterton

Snetterton 300 Circuit

Norwich, Norfolk, UK



Length	2.9689 miles 4.778 km 4778.0 m		
FL		52.46340 N	0.94476 E
Int 1	1545m	52.46487 N	0.94466 E
Int 2	3198m	52.46617 N	0.94964 E
Pit Entry	4572m	52.46364 N	0.94774 E
Pit Exit	40m after FL	52.46338 N	0.94420 E
Pit Entry - Pit Exit	246m, 17.75 @ 50kph, 14.7s @ 60kph		

Porsche Club Motorsport Boxster Cup

QUALIFYING - RACES 4 & 9 - CLASSIFICATION - AMENDED

POS	NO	NAME	ENTRY	TIME	ON	LAPS	GAP	DIFF	MPH
1	23	Max WATT	Porsche Boxster S 3.2	2:10.433	3	4			81.94
2	44*	Scott EVANS	Porsche Boxster S 3.2	2:13.018	8	9	2.585	2.585	80.35
3	8	Bertie BREAM	Porsche Boxster S 3.2	2:13.516	3	3	3.083	0.498	80.05
4	81	Perry DARLING	Porsche Boxster S 3.2	2:13.581	8	8	3.148	0.065	80.01
5	3	Matthew SHEARS	Porsche Boxster S 3.2	2:13.680	9	9	3.247	0.099	79.95
6	96*	Charlie DYE	Porsche Boxster S 3.2	2:13.829	5	8	3.396	0.149	79.86
7	51	Stuart WARNER	Porsche Boxster S 3.2	2:13.879	9	9	3.446	0.050	79.83
8	6	Mike THOMPSON	Porsche Boxster S 3.2	2:15.192	2	5	4.759	1.313	79.05
9	60	Tony LEVY	Porsche Boxster S 3.2	2:16.327	8	8	5.894	1.135	78.40
10	68	Martin MASON	Porsche Boxster S 3.2	2:16.827	8	8	6.394	0.500	78.11
11	11*	Tony JONES	Porsche Boxster S 3.2	2:18.014	8	8	7.581	1.187	77.44
12	64	David HUSSEY	Porsche Boxster S 3.2	2:19.469	5	7	9.036	1.455	76.63
13	46	Matt GOUGH	Porsche Boxster S 3.2	2:19.604	3	3	9.171	0.135	76.55
14	38	Eric BRIDGES	Porsche Boxster S 3.2	2:19.981	3	9	9.548	0.377	76.35
15	25	Craig HORVATH	Porsche Boxster S 3.2	2:20.122	6	8	9.689	0.141	76.27
16	46	Tom HALE	Porsche Boxster S 3.2	2:21.477	2	3	11.044	1.355	75.54
17	71	Simon DYE	Porsche Boxster S 3.2	2:22.444	8	8	12.011	0.967	75.03
18	99*	Graham HEARD	Porsche Boxster S 3.2	2:23.812	8	8	13.379	1.368	74.31
19	18	Eva NOLAN	Porsche Boxster S 3.2	2:25.844	8	8	15.411	2.032	73.28
DQ	86*	Ben GREWCOCK	Porsche Boxster S 3.2						

Car 86 - Disqualified from the results of qualifying - Ch.2 App.8 Eligibility - Post Practice Scrutineering
 No. 11, 96 - 1 Lap time disallowed; exceeding track limits.
 No. 44, 99 - 2 Lap times disallowed; exceeding track limits.

Weather / Track : Cloudy / Dry

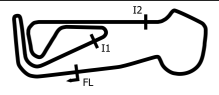
These results are provisional until the conclusion of any judicial and technical matters.

Date: 11/10/2025 Start: 11:00 Finish: 11:20

Snetterton 300: 2.9689 miles

Clerk Of Course: Andy Stevens

Timekeeper: Andrew Craker



Porsche Club Motorsport Boxster Cup

QUALIFYING - RACES 4 & 9 - 2ND FASTEST CLASSIFICATION - AMENDED

POS	NO	NAME	ENTRY	TIME	ON	LAPS	GAP	DIFF	MPH
1	23	Max WATT	Porsche Boxster S 3.2	2:10.461	4	4			81.92
2	44*	Scott EVANS	Porsche Boxster S 3.2	2:13.156	6	9	2.695	2.695	80.26
3	81	Perry DARLING	Porsche Boxster S 3.2	2:13.774	3	8	3.313	0.618	79.89
4	96*	Charlie DYE	Porsche Boxster S 3.2	2:14.056	4	8	3.595	0.282	79.72
5	8	Bertie BREAM	Porsche Boxster S 3.2	2:14.327	2	3	3.866	0.271	79.56
6	51	Stuart WARNER	Porsche Boxster S 3.2	2:14.491	8	9	4.030	0.164	79.47
7	3	Matthew SHEARS	Porsche Boxster S 3.2	2:14.523	5	9	4.062	0.032	79.45
8	6	Mike THOMPSON	Porsche Boxster S 3.2	2:15.276	3	5	4.815	0.753	79.00
9	68	Martin MASON	Porsche Boxster S 3.2	2:17.292	7	8	6.831	2.016	77.84
10	60	Tony LEVY	Porsche Boxster S 3.2	2:17.463	7	8	7.002	0.171	77.75
11	64	David HUSSEY	Porsche Boxster S 3.2	2:19.844	6	7	9.383	2.381	76.42
12	38	Eric BRIDGES	Porsche Boxster S 3.2	2:20.364	7	9	9.903	0.520	76.14
13	11*	Tony JONES	Porsche Boxster S 3.2	2:20.445	2	8	9.984	0.081	76.10
14	46	Matt GOUGH	Porsche Boxster S 3.2	2:20.862	2	3	10.401	0.417	75.87
15	25	Craig HORVATH	Porsche Boxster S 3.2	2:21.702	5	8	11.241	0.840	75.42
16	46	Tom HALE	Porsche Boxster S 3.2	2:22.379	3	3	11.918	0.677	75.06
17	71	Simon DYE	Porsche Boxster S 3.2	2:23.753	5	8	13.292	1.374	74.35
18	99*	Graham HEARD	Porsche Boxster S 3.2	2:24.544	6	8	14.083	0.791	73.94
19	18	Eva NOLAN	Porsche Boxster S 3.2	2:27.278	7	8	16.817	2.734	72.57
DQ	86*	Ben GREWCOCK	Porsche Boxster S 3.2						

Car 86 - Disqualified from the results of qualifying - Ch.2 App.8 Eligibility - Post Practice Scrutineering
 No. 11, 96 - 1 Lap time disallowed; exceeding track limits.
 No. 44, 99 - 2 Lap times disallowed; exceeding track limits.

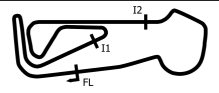
Weather / Track : Cloudy / Dry

These results are provisional until the conclusion of any judicial and technical matters.

Date: 11/10/2025 Start: 11:00 Finish: 11:20
 Snetterton 300: 2.9689 miles

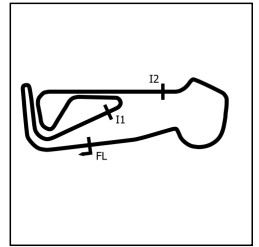
Clerk Of Course: Andy Stevens

Timekeeper: Andrew Craker



Porsche Club Motorsport Boxster Cup

QUALIFYING - RACES 4 & 9 - SECTOR ANALYSIS



SECTOR 1 = FL to I1, SECTOR 2 = I1 to I2, SECTOR 3 = I2 to FL, DIFF = Difference To Personal Best Lap, P = Crossed Finish Line in Pit Lane, D = Time Disallowed

P1 23		Max WATT		Porsche Boxster S 3.2			
IDEAL LAP TIME : 2:09.949		BEST LAP TIME : 2:10.433		DIFFERENCE : 0.484			
LAP	SECTOR 1	SECTOR 2	SECTOR 3	LAP TIME	MPH	DIFF	TIME OF DAY
1 -	41.803	47.418	43.594	2:12.815	80.47	2.382	11:04:50.754
2 -	41.476	46.340	43.171	2:10.987 (3)	81.59	0.554	11:07:01.741
3 -	40.969	46.427	43.037	2:10.433 (1)	81.94		11:09:12.174
4 -	40.781	46.131	43.549	2:10.461 (2)	81.92	0.028	11:11:22.635

P2 44		Scott EVANS		Porsche Boxster S 3.2			
IDEAL LAP TIME : 2:12.409		BEST LAP TIME : 2:13.018		DIFFERENCE : 0.609			
LAP	SECTOR 1	SECTOR 2	SECTOR 3	LAP TIME	MPH	DIFF	TIME OF DAY
1 -	OUTLAP	50.144	47.035	2:25.909	73.25	12.891	11:03:02.175
2 -	42.956	48.095	45.106	2:16.157	78.49	3.139	11:05:18.332
3 -	43.001	47.221	45.552	2:15.774	78.71	2.756	11:07:34.106
4 -	41.938	47.460	45.222	2:14.620 D	79.39	1.602	11:09:48.726
5 -	41.998	47.419	44.727	2:14.144 (3)	79.67	1.126	11:12:02.870
6 -	41.698	47.201	44.257	2:13.156 (2)	80.26	0.138	11:14:16.026
7 -	42.689	47.912	45.048	2:15.649	78.79	2.631	11:16:31.675
8 -	42.032	46.919	44.067	2:13.018 (1)	80.35		11:18:44.693
9 -	41.487	46.855	44.113	2:12.455 D	80.69		11:20:57.148

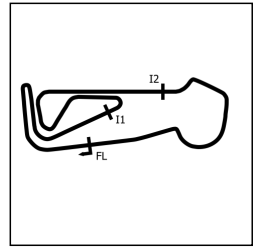
P3 86		Ben GREWCOCK		Porsche Boxster S 3.2			
IDEAL LAP TIME : 2:12.452		BEST LAP TIME : 2:13.066		DIFFERENCE : 0.614			
LAP	SECTOR 1	SECTOR 2	SECTOR 3	LAP TIME	MPH	DIFF	TIME OF DAY
1 -	OUTLAP	50.693	49.436	2:29.434	71.52	16.368	11:03:09.151
2 -	43.254	48.201	45.280	2:16.735	78.16	3.669	11:05:25.886
3 -	42.575	47.660	44.534	2:14.769 D	79.30	1.703	11:07:40.655
4 -	41.975	47.031	45.207	2:14.213	79.63	1.147	11:09:54.868
5 -	45.112	52.082	47.702	2:24.896 D	73.76	11.830	11:12:19.764
6 -	41.776	47.201	44.089	2:13.066 (1)	80.32		11:14:32.830
7 -	41.631	46.732	44.876	2:13.239 (2)	80.21	0.173	11:16:46.069
8 -	42.551	47.373	45.056	2:14.980	79.18	1.914	11:19:01.049
9 -	41.992	47.206	44.609	2:13.807 (3)	79.87	0.741	11:21:14.856

P4 8		Bertie BREAM		Porsche Boxster S 3.2			
IDEAL LAP TIME : 2:12.154		BEST LAP TIME : 2:13.516		DIFFERENCE : 1.362			
LAP	SECTOR 1	SECTOR 2	SECTOR 3	LAP TIME	MPH	DIFF	TIME OF DAY
1 -	OUTLAP	49.290	45.797	2:24.350	74.04	10.834	11:02:57.762
2 -	42.075	47.884	44.368	2:14.327 (2)	79.56	0.811	11:05:12.089
3 -	42.278	46.792	44.446	2:13.516 (1)	80.05		11:07:25.605

P5 81		Perry DARLING		Porsche Boxster S 3.2			
IDEAL LAP TIME : 2:12.449		BEST LAP TIME : 2:13.581		DIFFERENCE : 1.132			
LAP	SECTOR 1	SECTOR 2	SECTOR 3	LAP TIME	MPH	DIFF	TIME OF DAY
1 -	OUTLAP	50.376	47.850	2:28.599	71.92	15.018	11:02:59.367
2 -	42.604	48.011	45.834	2:16.449	78.33	2.868	11:05:15.816
3 -	41.754	47.367	44.653	2:13.774 (2)	79.89	0.193	11:07:29.590
4 -	41.897	47.355	IN PIT	3:34.948 P	49.72	1:21.367	11:11:04.538
5 -	OUTLAP	47.330	44.793	2:17.841	77.53	4.260	11:13:22.379
6 -	42.614	47.261	44.582	2:14.457 (3)	79.49	0.876	11:15:36.836
7 -	41.678	58.748	46.412	2:26.838	72.78	13.257	11:18:03.674
8 -	41.253	46.614	45.714	2:13.581 (1)	80.01		11:20:17.255

Porsche Club Motorsport Boxster Cup

QUALIFYING - RACES 4 & 9 - SECTOR ANALYSIS



SECTOR 1 = FL to I1, SECTOR 2 = I1 to I2, SECTOR 3 = I2 to FL, DIFF = Difference To Personal Best Lap, P = Crossed Finish Line in Pit Lane, D = Time Disallowed

P6		3		Matthew SHEARS		Porsche Boxster S 3.2	
IDEAL LAP TIME : 2:13.680		BEST LAP TIME : 2:13.680		DIFFERENCE : 0.000			
LAP	SECTOR 1	SECTOR 2	SECTOR 3	LAP TIME	MPH	DIFF	TIME OF DAY
1 -	OUTLAP	56.146	52.567	2:41.475	66.19	27.795	11:03:10.871
2 -	47.219	49.374	45.892	2:22.485	75.01	8.805	11:05:33.356
3 -	43.546	48.417	45.320	2:17.283	77.85	3.603	11:07:50.639
4 -	42.670	47.487	44.703	2:14.860	79.25	1.180	11:10:05.499
5 -	42.280	47.477	44.766	2:14.523 (2)	79.45	0.843	11:12:20.022
6 -	45.259	49.259	45.738	2:20.256	76.20	6.576	11:14:40.278
7 -	42.502	47.522	44.947	2:14.971	79.18	1.291	11:16:55.249
8 -	41.881	47.621	45.021	2:14.523 (2)	79.45	0.843	11:19:09.772
9 -	41.878	47.292	44.510	2:13.680 (1)	79.95		11:21:23.452

P7		96		Charlie DYE		Porsche Boxster S 3.2	
IDEAL LAP TIME : 2:13.608		BEST LAP TIME : 2:13.829		DIFFERENCE : 0.221			
LAP	SECTOR 1	SECTOR 2	SECTOR 3	LAP TIME	MPH	DIFF	TIME OF DAY
1 -	42.784	48.400	45.749	2:16.933	78.05	3.104	11:05:00.695
2 -	42.342	47.687	45.386	2:15.415	78.92	1.586	11:07:16.110
3 -	42.125	47.352	44.764	2:14.241 (3)	79.61	0.412	11:09:30.351
4 -	42.122	47.007	44.927	2:14.056 (2)	79.72	0.227	11:11:44.407
5 -	41.871	47.054	44.904	2:13.829 (1)	79.86		11:13:58.236
6 -	44.578	49.764	IN PIT	3:34.023 P	49.93	1:20.194	11:17:32.259
7 -	OUTLAP	47.488	45.094	2:18.084	77.40	4.255	11:19:50.343
8 -	41.837	47.272	45.393	2:14.502 D	79.46	0.673	11:22:04.845

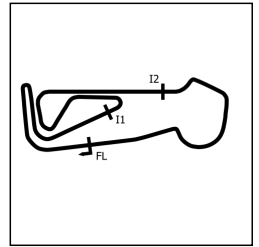
P8		51		Stuart WARNER		Porsche Boxster S 3.2	
IDEAL LAP TIME : 2:13.879		BEST LAP TIME : 2:13.879		DIFFERENCE : 0.000			
LAP	SECTOR 1	SECTOR 2	SECTOR 3	LAP TIME	MPH	DIFF	TIME OF DAY
1 -	OUTLAP	51.342	47.867	2:30.545	70.99	16.666	11:02:46.319
2 -	43.612	48.507	45.886	2:18.005	77.44	4.126	11:05:04.324
3 -	42.830	47.712	45.230	2:15.772	78.72	1.893	11:07:20.096
4 -	42.661	48.111	45.006	2:15.778	78.71	1.899	11:09:35.874
5 -	42.321	47.353	45.123	2:14.797 (3)	79.29	0.918	11:11:50.671
6 -	42.323	48.157	IN PIT	3:27.064 P	51.61	1:13.185	11:15:17.735
7 -	OUTLAP	47.776	46.497	2:24.453	73.99	10.574	11:17:42.188
8 -	42.222	47.100	45.169	2:14.491 (2)	79.47	0.612	11:19:56.679
9 -	42.140	46.996	44.743	2:13.879 (1)	79.83		11:22:10.558

P9		6		Mike THOMPSON		Porsche Boxster S 3.2	
IDEAL LAP TIME : 2:14.903		BEST LAP TIME : 2:15.192		DIFFERENCE : 0.289			
LAP	SECTOR 1	SECTOR 2	SECTOR 3	LAP TIME	MPH	DIFF	TIME OF DAY
1 -	43.032	48.020	46.203	2:17.255	77.87	2.063	11:04:57.459
2 -	42.020	47.865	45.307	2:15.192 (1)	79.05		11:07:12.651
3 -	42.006	47.762	45.508	2:15.276 (2)	79.00	0.084	11:09:27.927
4 -	42.103	47.590	45.599	2:15.292 (3)	79.00	0.100	11:11:43.219
5 -	42.413	50.778	IN PIT	5:06.844 P	34.83	2:51.652	11:16:50.063

P10		60		Tony LEVY		Porsche Boxster S 3.2	
IDEAL LAP TIME : 2:16.327		BEST LAP TIME : 2:16.327		DIFFERENCE : 0.000			
LAP	SECTOR 1	SECTOR 2	SECTOR 3	LAP TIME	MPH	DIFF	TIME OF DAY
1 -	OUTLAP	53.666	47.596	2:32.787	69.95	16.460	11:02:54.901
2 -	44.296	50.177	47.690	2:22.163	75.18	5.836	11:05:17.064
3 -	45.091	49.332	IN PIT	3:42.956 P	47.93	1:26.629	11:09:00.020
4 -	OUTLAP	49.762	47.319	2:26.547	72.93	10.220	11:11:26.567
5 -	44.312	48.436	46.137	2:18.885	76.95	2.558	11:13:45.452
6 -	43.903	48.169	46.632	2:18.704 (3)	77.05	2.377	11:16:04.156
7 -	43.068	48.122	46.273	2:17.463 (2)	77.75	1.136	11:18:21.619
8 -	42.872	47.938	45.517	2:16.327 (1)	78.40		11:20:37.946

Porsche Club Motorsport Boxster Cup

QUALIFYING - RACES 4 & 9 - SECTOR ANALYSIS



SECTOR 1 = FL to I1, SECTOR 2 = I1 to I2, SECTOR 3 = I2 to FL, DIFF = Difference To Personal Best Lap, P = Crossed Finish Line in Pit Lane, D = Time Disallowed

P11 68		Martin MASON		Porsche Boxster S 3.2			
IDEAL LAP TIME : 2:16.588		BEST LAP TIME : 2:16.827		DIFFERENCE : 0.239			
LAP	SECTOR 1	SECTOR 2	SECTOR 3	LAP TIME	MPH	DIFF	TIME OF DAY
1 -	OUTLAP	54.965	49.559	2:35.238	68.84	18.411	11:03:01.654
2 -	45.147	50.002	49.857	2:25.006	73.70	8.179	11:05:26.660
3 -	43.916	49.072	46.696	2:19.684	76.51	2.857	11:07:46.344
4 -	43.376	48.398	47.158	2:18.932	76.93	2.105	11:10:05.276
5 -	43.941	48.808	46.375	2:19.124	76.82	2.297	11:12:24.400
6 -	43.273	48.459	46.085	2:17.817 (3)	77.55	0.990	11:14:42.217
7 -	43.059	48.746	45.487	2:17.292 (2)	77.84	0.465	11:16:59.509
8 -	42.898	48.203	45.726	2:16.827 (1)	78.11		11:19:16.336

P12 11		Tony JONES		Porsche Boxster S 3.2			
IDEAL LAP TIME : 2:17.952		BEST LAP TIME : 2:18.014		DIFFERENCE : 0.062			
LAP	SECTOR 1	SECTOR 2	SECTOR 3	LAP TIME	MPH	DIFF	TIME OF DAY
1 -	OUTLAP	54.715	50.768	2:41.625	66.12	23.611	11:03:29.081
2 -	44.229	48.765	47.451	2:20.445 (2)	76.10	2.431	11:05:49.526
3 -	44.949	49.451	49.911	2:24.311	74.06	6.297	11:08:13.837
4 -	43.480	49.014	56.593	2:29.087	71.69	11.073	11:10:42.924
5 -	44.587	50.815	56.155	2:31.557	70.52	13.543	11:13:14.481
6 -	43.487	48.873	47.079	2:19.439 D	76.65	1.425	11:15:33.920
7 -	42.849	48.721	52.490	2:24.060 (3)	74.19	6.046	11:17:57.980
8 -	42.911	48.317	46.786	2:18.014 (1)	77.44		11:20:15.994

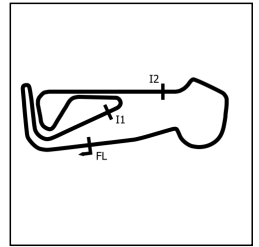
P13 64		David HUSSEY		Porsche Boxster S 3.2			
IDEAL LAP TIME :		BEST LAP TIME : 2:19.469		DIFFERENCE :			
LAP	SECTOR 1	SECTOR 2	SECTOR 3	LAP TIME	MPH	DIFF	TIME OF DAY
1 -				2:24.809	73.80	5.340	11:05:57.603
2 -				2:21.992	75.27	2.523	11:08:19.595
3 -				2:21.885	75.32	2.416	11:10:41.480
4 -				2:21.163	75.71	1.694	11:13:02.643
5 -				2:19.469 (1)	76.63		11:15:22.112
6 -				2:19.844 (2)	76.42	0.375	11:17:41.956
7 -				2:20.513 (3)	76.06	1.044	11:20:02.469

P14 46		Matt GOUGH		Porsche Boxster S 3.2			
IDEAL LAP TIME : 2:18.098		BEST LAP TIME : 2:19.604		DIFFERENCE : 1.506			
LAP	SECTOR 1	SECTOR 2	SECTOR 3	LAP TIME	MPH	DIFF	TIME OF DAY
1 -	OUTLAP	54.288	48.866	2:33.214	69.75	13.610	11:02:56.430
2 -	44.835	49.007	47.020	2:20.862 (2)	75.87	1.258	11:05:17.292
3 -	44.132	49.157	46.315	2:19.604 (1)	76.55		11:07:36.896
4 -	43.377	48.406	IN PIT	4:35.527 P	38.79	2:15.923	11:12:12.423
5 -	OUTLAP	50.259	48.963	2:28.027	72.20	8.423	11:14:40.450
6 -	44.380	49.557	47.540	2:21.477 (3)	75.54	1.873	11:17:01.927
7 -	44.864	49.718	47.797	2:22.379	75.06	2.775	11:19:24.306

P15 38		Eric BRIDGES		Porsche Boxster S 3.2			
IDEAL LAP TIME : 2:19.454		BEST LAP TIME : 2:19.981		DIFFERENCE : 0.527			
LAP	SECTOR 1	SECTOR 2	SECTOR 3	LAP TIME	MPH	DIFF	TIME OF DAY
1 -	OUTLAP	51.727	50.299	2:32.359	70.15	12.378	11:03:13.445
2 -	44.987	49.844	48.012	2:22.843	74.82	2.862	11:05:36.288
3 -	44.009	48.806	47.166	2:19.981 (1)	76.35		11:07:56.269
4 -	43.790	49.191	48.452	2:21.433	75.56	1.452	11:10:17.702
5 -	44.393	49.278	47.966	2:21.637	75.46	1.656	11:12:39.339
6 -	44.281	49.476	48.183	2:21.940	75.29	1.959	11:15:01.279
7 -	43.722	49.032	47.610	2:20.364 (2)	76.14	0.383	11:17:21.643
8 -	44.273	49.108	47.320	2:20.701	75.96	0.720	11:19:42.344
9 -	44.106	48.566	47.784	2:20.456 (3)	76.09	0.475	11:22:02.800

Porsche Club Motorsport Boxster Cup

QUALIFYING - RACES 4 & 9 - SECTOR ANALYSIS



SECTOR 1 = FL to I1, SECTOR 2 = I1 to I2, SECTOR 3 = I2 to FL, DIFF = Difference To Personal Best Lap, P = Crossed Finish Line in Pit Lane, D = Time Disallowed

P16 25		Craig HORVATH		Porsche Boxster S 3.2			
IDEAL LAP TIME : 2:20.122		BEST LAP TIME : 2:20.122		DIFFERENCE : 0.000			
LAP	SECTOR 1	SECTOR 2	SECTOR 3	LAP TIME	MPH	DIFF	TIME OF DAY
1 -	OUTLAP	55.928	49.988	2:41.084	66.35	20.962	11:03:25.672
2 -	44.924	50.563	47.791	2:23.278	74.59	3.156	11:05:48.950
3 -	44.848	49.869	47.250	2:21.967 (3)	75.28	1.845	11:08:10.917
4 -	45.165	53.485	54.376	2:33.026	69.84	12.904	11:10:43.943
5 -	44.863	49.686	47.153	2:21.702 (2)	75.42	1.580	11:13:05.645
6 -	44.429	48.948	46.745	2:20.122 (1)	76.27		11:15:25.767
7 -	44.490	52.674	IN PIT	4:05.786 P	43.48	1:45.664	11:19:31.553
8 -	OUTLAP	54.289	50.602	2:35.192	68.87	15.070	11:22:06.745

P17 71		Simon DYE		Porsche Boxster S 3.2			
IDEAL LAP TIME : 2:22.444		BEST LAP TIME : 2:22.444		DIFFERENCE : 0.000			
LAP	SECTOR 1	SECTOR 2	SECTOR 3	LAP TIME	MPH	DIFF	TIME OF DAY
1 -	OUTLAP	57.120	55.193	2:46.392	64.23	23.948	11:03:38.793
2 -	45.992	50.625	49.910	2:26.527	72.94	4.083	11:06:05.320
3 -	46.102	50.478	49.143	2:25.723	73.34	3.279	11:08:31.043
4 -	45.679	50.725	49.596	2:26.000	73.20	3.556	11:10:57.043
5 -	45.012	49.857	48.884	2:23.753 (2)	74.35	1.309	11:13:20.796
6 -	46.004	49.503	49.829	2:25.336	73.54	2.892	11:15:46.132
7 -	45.063	49.980	48.942	2:23.985 (3)	74.23	1.541	11:18:10.117
8 -	44.874	49.372	48.198	2:22.444 (1)	75.03		11:20:32.561

P18 99		Graham HEARD		Porsche Boxster S 3.2			
IDEAL LAP TIME : 2:23.314		BEST LAP TIME : 2:23.812		DIFFERENCE : 0.498			
LAP	SECTOR 1	SECTOR 2	SECTOR 3	LAP TIME	MPH	DIFF	TIME OF DAY
1 -	OUTLAP	53.927	50.022	2:35.878	68.56	12.066	11:03:24.278
2 -	46.073	51.881	48.248	2:26.202	73.10	2.390	11:05:50.480
3 -	46.255	50.533	47.789	2:24.577 (3)	73.92	0.765	11:08:15.057
4 -	45.305	50.436	48.981	2:24.722	73.85	0.910	11:10:39.779
5 -	45.958	50.500	47.943	2:24.404 D	74.01	0.589	11:13:04.180
6 -	45.897	50.748	47.899	2:24.544 (2)	73.94	0.732	11:15:28.724
7 -	46.013	51.104	48.233	2:25.350 D	73.53	1.538	11:17:54.074
8 -	45.774	50.220	47.818	2:23.812 (1)	74.31		11:20:17.886

P19 18		Eva NOLAN		Porsche Boxster S 3.2			
IDEAL LAP TIME : 2:25.378		BEST LAP TIME : 2:25.844		DIFFERENCE : 0.466			
LAP	SECTOR 1	SECTOR 2	SECTOR 3	LAP TIME	MPH	DIFF	TIME OF DAY
1 -	OUTLAP	1:00.429	56.633	2:52.277	62.04	26.433	11:03:09.873
2 -	51.321	54.340	52.388	2:38.049	67.62	12.205	11:05:47.922
3 -	48.510	53.076	51.362	2:32.948	69.88	7.104	11:08:20.870
4 -	46.888	52.509	IN PIT	3:20.368 P	53.34	54.524	11:11:41.238
5 -	OUTLAP	51.819	51.991	2:34.509	69.17	8.665	11:14:15.747
6 -	47.045	52.049	49.970	2:29.064 (3)	71.70	3.220	11:16:44.811
7 -	46.598	50.792	49.888	2:27.278 (2)	72.57	1.434	11:19:12.089
8 -	45.580	51.258	49.006	2:25.844 (1)	73.28		11:21:37.933

Porsche Club Motorsport Boxster Cup

QUALIFYING - RACES 4 & 9 - BEST SECTORS

SECTOR 1			SECTOR 2		SECTOR 3		IDEAL / BEST COMPARISON						
POS	NO	TIME	NO	TIME	NO	TIME	POS	NO	NAME	IDEAL	BEST	DIFF	
										PERFECT LAP	2:09.949		
1	23	40.781	23	46.131	23	43.037	1	23	WATT	2:09.949	2:10.433	0.484	
2	81	41.253	8	46.411	44	44.067	2	8	BREAM	2:12.154	2:13.516	1.362	
3	8	41.375	81	46.614	86	44.089	3	44	EVANS	2:12.409	2:13.018	0.609	
4	44	41.487	86	46.732	8	44.368	4	81	DARLING	2:12.449	2:13.581	1.132	
5	86	41.631	44	46.855	3	44.510	5	86	GREWCOCK	2:12.452	2:13.066	0.614	
6	96	41.837	51	46.996	81	44.582	6	96	DYE	2:13.608	2:13.829	0.221	
7	3	41.878	96	47.007	51	44.743	7	3	SHEARS	2:13.680	2:13.680	0.000	
8	6	42.006	3	47.292	96	44.764	8	51	WARNER	2:13.879	2:13.879	0.000	
9	51	42.140	6	47.590	6	45.307	9	6	THOMPSON	2:14.903	2:15.192	0.289	
10	11	42.849	60	47.938	68	45.487	10	60	LEVY	2:16.327	2:16.327	0.000	
11	60	42.872	68	48.203	60	45.517	11	68	MASON	2:16.588	2:16.827	0.239	
12	68	42.898	11	48.317	46	46.315	12	11	JONES	2:17.952	2:18.014	0.062	
13	46	43.377	46	48.406	25	46.745	13	46	GOUGH	2:18.098	2:19.604	1.506	
14	38	43.722	38	48.566	11	46.786	14	38	BRIDGES	2:19.454	2:19.981	0.527	
15	25	44.429	25	48.948	38	47.166	15	25	HORVATH	2:20.122	2:20.122	0.000	
16	71	44.874	71	49.372	99	47.789	16	71	DYE	2:22.444	2:22.444	0.000	
17	99	45.305	99	50.220	71	48.198	17	99	HEARD	2:23.314	2:23.812	0.498	
18	18	45.580	18	50.792	18	49.006	18	18	NOLAN	2:25.378	2:25.844	0.466	
19							19	64	HUSSEY		2:19.469		

Porsche Club Motorsport Boxster Cup

RACE 9 - GRID (25 minutes) - AMENDED

ROW 10		19	86 Ben GREWCOCK + 10 Seconds		
ROW 9	17	99 Graham HEARD 2:24.544	18	18 Eva NOLAN 2:27.278	
ROW 8		15	46 Tom HALE 2:22.379	16	71 Simon DYE 2:23.753
ROW 7	13	11 Tony JONES 2:20.445	14	25 Craig HORVATH 2:21.702	
ROW 6		11	64 David HUSSEY 2:19.844	12	38 Eric BRIDGES 2:20.364
ROW 5	9	68 Martin MASON 2:17.292	10	60 Tony LEVY 2:17.463	
ROW 4		7	3 Matthew SHEARS 2:14.523	8	6 Mike THOMPSON 2:15.276
ROW 3	5	8 Bertie BREAM 2:14.327	6	51 Stuart WARNER 2:14.491	
ROW 2		3	81 Perry DARLING 2:13.774	4	96 Charlie DYE 2:14.056
ROW 1	1	23 Max WATT 2:10.461 Pole	2	44 Scott EVANS 2:13.156	

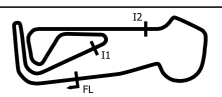
Car 86 moved to the back of the Grid

These results are provisional until the conclusion of any judicial and technical matters.

Snetterton 300: 2.9689 miles

Clerk Of Course: Andy Stevens

Timekeeper: Andrew Craker



Porsche Club Motorsport Boxster Cup

RACE 4 - CLASSIFICATION

Race Distance: 12 Laps / 35.62 miles

POS	NO	NAME	ENTRY	LAPS	TIME	GAP	DIFF	MPH	BEST	ON	GRD	↑↓
1	23	Max WATT	Porsche Boxster S 3.2	12	26:15.270			81.41	2:09.390	6	1	0
2	8	Bertie BREAM	Porsche Boxster S 3.2	12	26:20.714	5.444	5.444	81.13	2:09.931	8	3	1
3	81	Perry DARLING	Porsche Boxster S 3.2	12	27:05.036	49.766	44.322	78.92	2:12.356	9	4	1
4	3	Matthew SHEARS	Porsche Boxster S 3.2	12	27:14.528	59.258	9.492	78.46	2:12.403	9	5	1
5	51	Stuart WARNER	Porsche Boxster S 3.2	12	27:15.418	1:00.148	0.890	78.42	2:13.405	8	7	2
6	86	Ben GREWCOCK	Porsche Boxster S 3.2	12	27:29.072	1:13.802	13.654	77.77	2:14.421	7	19	13
7	68	Martin MASON	Porsche Boxster S 3.2	12	27:44.566	1:29.296	15.494	77.05	2:15.957	4	10	3
8	11	Tony JONES	Porsche Boxster S 3.2	12	27:45.076	1:29.806	0.510	77.02	2:17.092	12	11	3
9	96	Charlie DYE	Porsche Boxster S 3.2	12	27:58.022	1:42.752	12.946	76.43	2:14.527	5	6	-3
10	6	Mike THOMPSON	Porsche Boxster S 3.2	12	28:08.384	1:53.114	10.362	75.96	2:18.589	3	8	-2
11	99	Graham HEARD	Porsche Boxster S 3.2	12	28:08.817	1:53.547	0.433	75.94	2:18.682	12	17	6
12	38	Eric BRIDGES	Porsche Boxster S 3.2	12	28:19.603	2:04.333	10.786	75.46	2:18.424	10	14	2
13	71	Simon DYE	Porsche Boxster S 3.2	11	26:22.808	1 Lap	1 Lap	74.27	2:20.244	9	16	3
14	25	Craig HORVATH	Porsche Boxster S 3.2	11	26:26.213	1 Lap	3.405	74.11	2:21.199	9	15	1
15	60	Tony LEVY	Porsche Boxster S 3.2	11	26:35.969	1 Lap	9.756	73.66	2:16.132	9	9	-6
16	18	Eva NOLAN	Porsche Boxster S 3.2	11	26:39.763	1 Lap	3.794	73.49	2:22.545	10	18	2

NOT CLASSIFIED

DNF	64	David HUSSEY	Porsche Boxster S 3.2	10	23:24.960	2 Laps	1 Lap	76.07	2:17.705	9	12	
DNF	44*	Scott EVANS	Porsche Boxster S 3.2	7	15:56.769	5 Laps	3 Laps	78.19	2:12.298	3	2	
DNF	46	Matt GOUGH	Porsche Boxster S 3.2	2	4:45.585	10 Laps	5 Laps	74.85	2:16.225	2	13	

FASTEST LAP

23	Max WATT	Porsche Boxster S 3.2	6	2:09.390	82.60 mph	132.93 kph
----	----------	-----------------------	---	----------	-----------	------------

Car 86 moved to back of the grid
Car 44 - 5 second penalty - track limits

Weather / Track : Cloudy / Dry

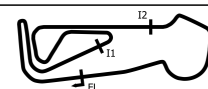
These results are provisional until the conclusion of any judicial and technical matters.

Date: 11/10/2025 Start: 13:58 Finish: 14:25

Snetterton 300: 2.9689 miles

Clerk Of Course: Andy Stevens

Timekeeper: Andrew Craker



Porsche Club Motorsport Boxster Cup

RACE 4 - LAP CHART

LAP 1 @ 14:01:10.604			LAP 2 @ 14:03:22.425			LAP 3 @ 14:05:32.450			LAP 4 @ 14:07:42.583			LAP 5 @ 14:09:53.203		
NO	BEHIND	LAP TIME	NO	BEHIND	LAP TIME	NO	BEHIND	LAP TIME	NO	BEHIND	LAP TIME	NO	BEHIND	LAP TIME
23		2:20.432	23		2:11.821	23		2:10.025	23		2:10.133	23		2:10.620
8	0.837	2:21.269	8	0.801	2:11.785	8	1.621	2:10.845	8	2.011	2:10.523	8	1.357	2:09.966
81	2.054	2:22.486	81	3.673	2:13.440	81	6.097	2:12.449	81	8.452	2:12.488	81	11.546	2:13.714
44	2.799	2:23.231	44	4.080	2:13.102	44	6.353	2:12.298	3	16.882	2:13.221	3	19.358	2:13.096
68	4.910	2:25.342	3	9.510	2:14.609	3	13.794	2:14.309	44	19.495	2:23.275	44	21.687	2:12.812
3	6.722	2:27.154	68	10.518	2:17.429	68	16.909	2:16.416	68	22.733	2:15.957	68	28.669	2:16.556
11	7.303	2:27.735	46	13.332	2:16.225	11	21.484	2:17.830	11	29.558	2:18.207	51	36.242	2:15.867
6	8.404	2:28.836	11	13.679	2:18.197	6	24.750	2:18.589	51	30.995	2:15.518	11	36.804	2:17.866
46	8.928	2:29.360	6	16.186	2:19.603	51	25.610	2:15.420	86	32.618	2:15.268	86	37.262	2:15.264
64	10.717	2:31.149	99	18.145	2:19.065	99	27.311	2:19.191	6	34.061	2:19.444	6	43.278	2:19.837
99	10.901	2:31.333	51	20.215	2:18.117	86	27.483	2:16.188	99	37.800	2:20.622	99	48.193	2:21.013
38	12.904	2:33.336	64	20.773	2:21.877	64	30.300	2:19.552	64	40.257	2:20.090	64	49.163	2:19.526
51	13.919	2:34.351	86	21.320	2:17.288	60	34.283	2:18.843	60	42.457	2:18.307	60	50.501	2:18.664
25	14.506	2:34.938	38	22.927	2:21.844	38	34.486	2:21.584	38	44.228	2:19.875	38	52.726	2:19.118
60	14.895	2:35.327	60	25.465	2:22.391	25	40.102	2:22.748	96	49.527	2:17.515	96	53.434	2:14.527
86	15.853	2:36.285	25	27.379	2:24.694	71	40.819	2:22.043	25	53.243	2:23.274	25	1:05.113	2:22.490
71	17.815	2:38.247	71	28.801	2:22.807	96	42.145	2:15.894	71	53.797	2:23.111	71	1:06.190	2:23.013
18	18.753	2:39.185	18	32.355	2:25.423	18	48.162	2:25.832	18	1:01.867	2:23.838	18	1:16.482	2:25.235
96	32.584	2:53.016	96	36.276	2:15.513									

Porsche Club Motorsport Boxster Cup

RACE 4 - LAP CHART

LAP 6 @ 14:12:02.593			LAP 7 @ 14:14:13.009			LAP 8 @ 14:16:23.467			LAP 9 @ 14:18:33.831			LAP 10 @ 14:20:43.596		
NO	BEHIND	LAP TIME	NO	BEHIND	LAP TIME	NO	BEHIND	LAP TIME	NO	BEHIND	LAP TIME	NO	BEHIND	LAP TIME
23		2:09.390	23		2:10.416	23		2:10.458	23		2:10.364	23		2:09.765
8	2.048	2:10.081	8	1.998	2:10.366	8	1.471	2:09.931	8	1.610	2:10.503	18	1 Lap	2:23.723
3	24.371	2:14.403	44	28.932	2:13.662	3	31.588	2:12.620	3	33.627	2:12.403	8	2.307	2:10.462
44	25.686	2:13.389	3	29.426	2:15.471	81	34.009	2:12.744	81	36.001	2:12.356	81	40.267	2:14.031
81	28.708	2:26.552	81	31.723	2:13.431	51	46.757	2:13.405	51	50.274	2:13.881	3	51.011	2:27.149
51	40.378	2:13.526	51	43.810	2:13.848	86	52.173	2:14.663	86	57.731	2:15.922	51	54.746	2:14.237
86	43.963	2:16.091	86	47.968	2:14.421	68	1:00.088	2:16.179	68	1:06.137	2:16.413	86	1:03.588	2:15.622
11	45.648	2:18.234	68	54.367	2:17.430	11	1:01.196	2:17.106	11	1:08.695	2:17.863	68	1:14.124	2:17.752
68	47.353	2:28.074	11	54.548	2:19.316	6	1:12.047	2:20.333	60	1:20.285	2:16.132	11	1:16.968	2:18.038
6	53.258	2:19.370	6	1:02.172	2:19.330	60	1:14.517	2:16.695	6	1:22.124	2:20.441	64	1:31.536	2:18.630
64	59.428	2:19.655	64	1:07.534	2:18.522	64	1:15.330	2:18.254	64	1:22.671	2:17.705	96	1:31.832	2:15.559
60	1:00.050	2:18.939	60	1:08.280	2:18.646	99	1:18.325	2:19.862	96	1:26.038	2:16.491	6	1:32.592	2:20.233
99	1:00.365	2:21.562	99	1:08.921	2:18.972	96	1:19.911	2:20.367	99	1:27.274	2:19.313	99	1:36.974	2:19.465
38	1:04.701	2:21.365	96	1:10.002	2:15.543	38	1:24.990	2:19.707	38	1:34.403	2:19.777	38	1:43.062	2:18.424
96	1:04.875	2:20.831	38	1:15.741	2:21.456	71	1:44.152	2:21.574	71	1:54.032	2:20.244	71	2:05.528	2:21.261
25	1:19.570	2:23.847	25	1:32.344	2:23.190	25	1:44.841	2:22.955	25	1:55.676	2:21.199	60	2:06.287	2:55.767 P
71	1:20.819	2:24.019	71	1:33.036	2:22.633	18	1:56.573	2:22.746				25	2:07.110	2:21.199
18	1:31.318	2:24.226	18	1:44.285	2:23.383									

Porsche Club Motorsport Boxster Cup

RACE 4 - LAP CHART

LAP 11 @ 14:22:53.364			LAP 12 @ 14:25:05.442		
NO	BEHIND	LAP TIME	NO	BEHIND	LAP TIME
23		2:09.768	23		2:12.078
8	3.770	2:11.231	8	5.444	2:13.752
18	1 Lap	2:22.545	71	1 Lap	2:23.856
81	45.149	2:14.650	25	1 Lap	2:25.679
3	56.353	2:15.110	60	1 Lap	2:36.258
51	58.439	2:13.461	18	1 Lap	2:23.627
86	1:09.981	2:16.161	81	49.766	2:16.695
68	1:22.167	2:17.811	3	59.258	2:14.983
11	1:24.792	2:17.592	51	1:00.148	2:13.787
96	1:39.414	2:17.350	86	1:13.802	2:15.899
6	1:44.946	2:22.122	68	1:29.296	2:19.207
99	1:46.943	2:19.737	11	1:29.806	2:17.092
38	1:53.820	2:20.526	96	1:42.752	2:15.416
			6	1:53.114	2:20.246
			99	1:53.547	2:18.682
			38	2:04.333	2:22.591

Porsche Club Motorsport Boxster Cup

RACE 4 - POSITION CHART WITH INTERMEDIATES

No	Name	Lap Pos	Lap																																			
			L0 - Int1-M	L0 - Int2-M	L1 - Finish	L1 - Int1-M	L1 - Int2-M	L2 - Finish	L2 - Int1-M	L2 - Int2-M	L3 - Finish	L3 - Int1-M	L3 - Int2-M	L4 - Finish	L4 - Int1-M	L4 - Int2-M	L5 - Finish	L5 - Int1-M	L5 - Int2-M	L6 - Finish	L6 - Int1-M	L6 - Int2-M	L7 - Finish	L7 - Int1-M	L7 - Int2-M	L8 - Finish	L8 - Int1-M	L8 - Int2-M	L9 - Finish	L9 - Int1-M	L9 - Int2-M	L10 - Finish	L10 - Int1-M	L10 - Int2-M				
23	WATT	1	81	23	23	23	23	23	23	23	23	23	23	23	23	23	23	23	23	23	23	23	23	23	23	23	23	23	23	23	23	23	23	23	23			
44	EVANS	2	23	8	8	8	8	8	8	8	8	8	8	8	8	8	8	8	8	8	8	8	8	8	8	8	8	8	8	8	8	8	8	8	8			
8	BREAM	3	8	81	81	81	81	81	81	81	81	81	81	81	81	81	81	81	81	3	3	3	44	44	3	3	3	3	3	3	3	3	3	3	3	3		
81	DARLING	4	44	44	44	44	44	44	44	44	44	3	3	3	3	3	3	3	3	3	3	44	44	44	3	3	81	81	81	81	81	81	81	3	3	3		
3	SHEARS	5	68	68	68	68	68	3	3	3	3	44	44	44	44	44	44	44	44	81	81	81	81	81	44	51	51	51	51	51	51	51	51	51	51			
96	DYE	6	6	11	3	3	3	68	68	68	68	68	68	68	68	68	68	68	68	51	51	51	51	51	51	51	86	86	86	86	86	86	86	86	86	86		
51	WARNER	7	11	3	11	11	11	46	46	46	11	11	11	11	11	11	11	51	51	86	86	86	86	86	86	86	86	68	68	68	68	68	68	68	68			
6	THOMPSON	8	3	6	6	46	46	11	11	11	6	6	51	51	51	51	11	11	11	11	11	11	11	68	68	68	11	11	11	11	11	11	11	11	11	11		
60	LEVY	9	64	64	46	6	6	6	6	6	51	51	6	86	86	86	86	86	86	68	68	68	68	11	11	11	6	6	60	60	60	60	60	64	64	96		
68	MASON	10	99	46	64	99	99	99	99	99	99	99	86	86	6	6	6	6	6	6	6	6	6	6	6	6	6	6	6	6	6	6	64	64	96	96		
11	JONES	11	25	99	99	64	64	51	51	51	86	99	99	99	99	99	99	99	99	99	99	99	64	64	64	64	64	64	64	64	64	6	6	6	6	99		
64	HUSSEY	12	46	38	38	38	38	64	86	86	64	64	64	64	64	64	64	64	64	64	64	64	60	60	60	60	60	60	60	60	60	99	99	96	96	99		
46	GOUGH	13	60	25	51	51	51	86	64	64	60	60	60	60	60	60	60	60	60	60	60	99	99	99	99	99	99	96	96	99	99	99	99	99	38	38	71	
38	BRIDGES	14	38	60	25	86	86	38	38	38	38	38	38	38	38	38	38	38	38	38	38	96	96	96	96	96	96	38	38	38	38	38	38	38	38	71	71	25
25	HORVATH	15	18	51	60	25	25	60	60	60	25	25	96	96	96	96	96	96	96	96	96	96	38	38	38	38	38	71	71	71	71	71	71	71	25	25	60	
71	DYE	16	71	71	86	60	60	25	25	25	71	96	25	25	25	25	25	25	25	25	25	25	25	25	25	25	71	25	25	25	25	25	25	25	25	18	60	18
99	HEARD	17	51	18	71	71	71	71	71	71	96	71	71	71	71	71	71	71	71	71	71	71	71	71	25	71	71	25	18	18	18	18	18	18	18	18	18	
18	NOLAN	18	86	86	18	18	18	18	18	96	18	18	18	18	18	18	18	18	18	18	18	18	18	18	18	18	18	18	18	18	18	18	18	18	18	18	18	
86	GREWCOCK	19	96	96	96	96	96	96	96	18																												

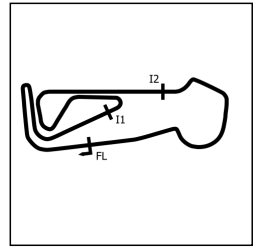
Porsche Club Motorsport Boxster Cup

RACE 4 - POSITION CHART WITH INTERMEDIATES

No	Name	Lap				
		Pos	L11 - Finish	L11 - Int-M	L11 - Int2-M	L12 - Finish
23	WATT	1	23	23	23	23
44	EVANS	2	8	8	8	8
8	BREAM	3	81	81	81	81
81	DARLING	4	3	3	3	3
3	SHEARS	5	51	51	51	51
96	DYE	6	86	86	86	86
51	WARNER	7	68	68	68	68
6	THOMPSON	8	11	11	11	11
60	LEVY	9	96	96	96	96
68	MASON	10	6	6	6	6
11	JONES	11	99	99	99	99
64	HUSSEY	12	38	38	38	38
46	GOUGH	13	71			
38	BRIDGES	14	25			
25	HORVATH	15	60			
71	DYE	16	18			
99	HEARD	17				
18	NOLAN	18				
86	GREWCOCK	19				

Porsche Club Motorsport Boxster Cup

RACE 4 - SECTOR ANALYSIS



SECTOR 1 = FL to I1, SECTOR 2 = I1 to I2, SECTOR 3 = I2 to FL, DIFF = Difference To Personal Best Lap, P = Crossed Finish Line in Pit Lane, D = Time Disallowed

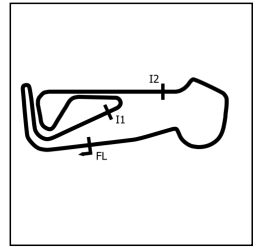
P1 23		Max WATT		Porsche Boxster S 3.2			
IDEAL LAP TIME : 2:09.040		BEST LAP TIME : 2:09.390		DIFFERENCE : 0.350			
LAP	SECTOR 1	SECTOR 2	SECTOR 3	LAP TIME	MPH	DIFF	TIME OF DAY
1 -		47.444	43.404	2:20.432	76.10	11.042	14:01:10.604
2 -	41.722	46.702	43.397	2:11.821	81.08	2.431	14:03:22.425
3 -	40.829	46.144	43.052	2:10.025	82.20	0.635	14:05:32.450
4 -	40.871	46.351	42.911	2:10.133	82.13	0.743	14:07:42.583
5 -	41.236	46.081	43.303	2:10.620	81.82	1.230	14:09:53.203
6 -	40.859	45.784	42.747	2:09.390 (1)	82.60		14:12:02.593
7 -	40.792	46.507	43.117	2:10.416	81.95	1.026	14:14:13.009
8 -	40.964	46.592	42.902	2:10.458	81.92	1.068	14:16:23.467
9 -	41.265	46.172	42.927	2:10.364	81.98	0.974	14:18:33.831
10 -	40.624	46.060	43.081	2:09.765 (2)	82.36	0.375	14:20:43.596
11 -	40.734	46.402	42.632	2:09.768 (3)	82.36	0.378	14:22:53.364
12 -	41.462	47.951	42.665	2:12.078	80.92	2.688	14:25:05.442

P2 8		Bertie BREAM		Porsche Boxster S 3.2			
IDEAL LAP TIME : 2:09.775		BEST LAP TIME : 2:09.931		DIFFERENCE : 0.156			
LAP	SECTOR 1	SECTOR 2	SECTOR 3	LAP TIME	MPH	DIFF	TIME OF DAY
1 -		47.433	43.809	2:21.269	75.65	11.338	14:01:11.441
2 -	41.623	46.610	43.552	2:11.785	81.10	1.854	14:03:23.226
3 -	41.049	46.416	43.380	2:10.845	81.68	0.914	14:05:34.071
4 -	41.201	46.161	43.161	2:10.523	81.88	0.592	14:07:44.594
5 -	40.911	46.002	43.053	2:09.966 (2)	82.23	0.035	14:09:54.560
6 -	40.919	45.871	43.291	2:10.081 (3)	82.16	0.150	14:12:04.641
7 -	41.050	46.107	43.209	2:10.366	81.98	0.435	14:14:15.007
8 -	40.948	45.974	43.009	2:09.931 (1)	82.25		14:16:24.938
9 -	41.284	46.149	43.070	2:10.503	81.89	0.572	14:18:35.441
10 -	40.895	46.288	43.279	2:10.462	81.92	0.531	14:20:45.903
11 -	41.206	46.010	44.015	2:11.231	81.44	1.300	14:22:57.134
12 -	41.905	46.696	45.151	2:13.752	79.90	3.821	14:25:10.886

P3 81		Perry DARLING		Porsche Boxster S 3.2			
IDEAL LAP TIME : 2:11.719		BEST LAP TIME : 2:12.356		DIFFERENCE : 0.637			
LAP	SECTOR 1	SECTOR 2	SECTOR 3	LAP TIME	MPH	DIFF	TIME OF DAY
1 -		48.568	44.714	2:22.486	75.01	10.130	14:01:12.658
2 -	41.949	47.199	44.292	2:13.440	80.09	1.084	14:03:26.098
3 -	41.309	46.891	44.249	2:12.449 (2)	80.69	0.093	14:05:38.547
4 -	41.490	47.196	43.802	2:12.488 (3)	80.67	0.132	14:07:51.035
5 -	42.324	47.057	44.333	2:13.714	79.93	1.358	14:10:04.749
6 -	41.753	46.719	58.080	2:26.552	72.93	14.196	14:12:31.301
7 -	41.986	47.114	44.331	2:13.431	80.10	1.075	14:14:44.732
8 -	41.893	46.842	44.009	2:12.744	80.51	0.388	14:16:57.476
9 -	41.646	46.608	44.102	2:12.356 (1)	80.75		14:19:09.832
10 -	41.574	47.860	44.597	2:14.031	79.74	1.675	14:21:23.863
11 -	42.138	47.367	45.145	2:14.650	79.37	2.294	14:23:38.513
12 -	42.782	47.809	46.104	2:16.695	78.18	4.339	14:25:55.208

Porsche Club Motorsport Boxster Cup

RACE 4 - SECTOR ANALYSIS



SECTOR 1 = FL to I1, SECTOR 2 = I1 to I2, SECTOR 3 = I2 to FL, DIFF = Difference To Personal Best Lap, P = Crossed Finish Line in Pit Lane, D = Time Disallowed

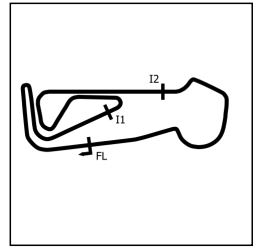
P4		3		Matthew SHEARS		Porsche Boxster S 3.2	
IDEAL LAP TIME : 2:12.229		BEST LAP TIME : 2:12.403		DIFFERENCE : 0.174			
LAP	SECTOR 1	SECTOR 2	SECTOR 3	LAP TIME	MPH	DIFF	TIME OF DAY
1 -		48.803	45.757	2:27.154	72.63	14.751	14:01:17.326
2 -	41.996	47.608	45.005	2:14.609	79.40	2.206	14:03:31.935
3 -	42.165	47.449	44.695	2:14.309	79.57	1.906	14:05:46.244
4 -	41.741	47.279	44.201	2:13.221	80.22	0.818	14:07:59.465
5 -	41.936	46.904	44.256	2:13.096 (3)	80.30	0.693	14:10:12.561
6 -	42.208	47.171	45.024	2:14.403	79.52	2.000	14:12:26.964
7 -	41.963	48.140	45.368	2:15.471	78.89	3.068	14:14:42.435
8 -	41.675	46.651	44.294	2:12.620 (2)	80.59	0.217	14:16:55.055
9 -	41.459	46.825	44.119	2:12.403 (1)	80.72		14:19:07.458
10 -	41.906	1:00.454	44.789	2:27.149	72.63	14.746	14:21:34.607
11 -	42.426	47.978	44.706	2:15.110	79.10	2.707	14:23:49.717
12 -	42.271	47.468	45.244	2:14.983	79.18	2.580	14:26:04.700

P5		51		Stuart WARNER		Porsche Boxster S 3.2	
IDEAL LAP TIME : 2:12.842		BEST LAP TIME : 2:13.405		DIFFERENCE : 0.563			
LAP	SECTOR 1	SECTOR 2	SECTOR 3	LAP TIME	MPH	DIFF	TIME OF DAY
1 -		50.055	45.579	2:34.351	69.24	20.946	14:01:24.523
2 -	43.293	48.992	45.832	2:18.117	77.38	4.712	14:03:42.640
3 -	42.439	48.399	44.582	2:15.420	78.92	2.015	14:05:58.060
4 -	42.867	47.901	44.750	2:15.518	78.86	2.113	14:08:13.578
5 -	42.335	47.360	46.172	2:15.867	78.66	2.462	14:10:29.445
6 -	42.081	46.830	44.615	2:13.526 (3)	80.04	0.121	14:12:42.971
7 -	42.117	47.404	44.327	2:13.848	79.85	0.443	14:14:56.819
8 -	41.722	47.356	44.327	2:13.405 (1)	80.11		14:17:10.224
9 -	42.111	47.376	44.394	2:13.881	79.83	0.476	14:19:24.105
10 -	42.299	47.483	44.455	2:14.237	79.62	0.832	14:21:38.342
11 -	42.098	47.073	44.290	2:13.461 (2)	80.08	0.056	14:23:51.803
12 -	42.083	47.357	44.347	2:13.787	79.88	0.382	14:26:05.590

P6		86		Ben GREWCOCK		Porsche Boxster S 3.2	
IDEAL LAP TIME : 2:14.317		BEST LAP TIME : 2:14.421		DIFFERENCE : 0.104			
LAP	SECTOR 1	SECTOR 2	SECTOR 3	LAP TIME	MPH	DIFF	TIME OF DAY
1 -		48.132	46.864	2:36.285	68.38	21.864	14:01:26.457
2 -	42.905	47.840	46.543	2:17.288	77.85	2.867	14:03:43.745
3 -	42.603	47.558	46.027	2:16.188	78.48	1.767	14:05:59.933
4 -	42.695	47.664	44.909	2:15.268	79.01	0.847	14:08:15.201
5 -	42.414	47.653	45.197	2:15.264 (3)	79.01	0.843	14:10:30.465
6 -	42.646	48.480	44.965	2:16.091	78.53	1.670	14:12:46.556
7 -	42.268	47.490	44.663	2:14.421 (1)	79.51		14:15:00.977
8 -	42.164	47.764	44.735	2:14.663 (2)	79.36	0.242	14:17:15.640
9 -	42.297	47.878	45.747	2:15.922	78.63	1.501	14:19:31.562
10 -	42.261	47.875	45.486	2:15.622	78.80	1.201	14:21:47.184
11 -	43.333	47.810	45.018	2:16.161	78.49	1.740	14:24:03.345
12 -	42.293	47.943	45.663	2:15.899	78.64	1.478	14:26:19.244

Porsche Club Motorsport Boxster Cup

RACE 4 - SECTOR ANALYSIS



SECTOR 1 = FL to I1, SECTOR 2 = I1 to I2, SECTOR 3 = I2 to FL, DIFF = Difference To Personal Best Lap, P = Crossed Finish Line in Pit Lane, D = Time Disallowed

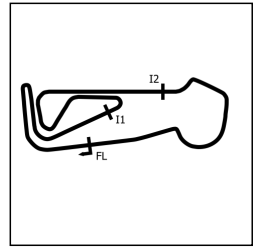
P7 68		Martin MASON		Porsche Boxster S 3.2			
IDEAL LAP TIME : 2:15.531		BEST LAP TIME : 2:15.957		DIFFERENCE : 0.426			
LAP	SECTOR 1	SECTOR 2	SECTOR 3	LAP TIME	MPH	DIFF	TIME OF DAY
1 -		48.127	45.971	2:25.342	73.53	9.385	14:01:15.514
2 -	43.303	48.056	46.070	2:17.429	77.77	1.472	14:03:32.943
3 -	43.090	47.753	45.573	2:16.416	78.34	0.459	14:05:49.359
4 -	42.822	47.803	45.332	2:15.957 (1)	78.61		14:08:05.316
5 -	43.216	47.796	45.544	2:16.556	78.26	0.599	14:10:21.872
6 -	42.731	59.332	46.011	2:28.074	72.18	12.117	14:12:49.946
7 -	42.531	47.907	46.992	2:17.430	77.77	1.473	14:15:07.376
8 -	42.810	47.972	45.397	2:16.179 (2)	78.48	0.222	14:17:23.555
9 -	43.237	47.929	45.247	2:16.413 (3)	78.35	0.456	14:19:39.968
10 -	43.243	48.506	46.003	2:17.752	77.58	1.795	14:21:57.720
11 -	43.278	48.242	46.291	2:17.811	77.55	1.854	14:24:15.531
12 -	43.367	48.907	46.933	2:19.207	76.77	3.250	14:26:34.738

P8 11		Tony JONES		Porsche Boxster S 3.2			
IDEAL LAP TIME : 2:16.599		BEST LAP TIME : 2:17.092		DIFFERENCE : 0.493			
LAP	SECTOR 1	SECTOR 2	SECTOR 3	LAP TIME	MPH	DIFF	TIME OF DAY
1 -		48.835	46.704	2:27.735	72.34	10.643	14:01:17.907
2 -	43.081	48.237	46.879	2:18.197	77.33	1.105	14:03:36.104
3 -	43.070	48.389	46.371	2:17.830	77.54	0.738	14:05:53.934
4 -	43.121	48.587	46.499	2:18.207	77.33	1.115	14:08:12.141
5 -	42.650	48.181	47.035	2:17.866	77.52	0.774	14:10:30.007
6 -	42.897	49.144	46.193	2:18.234	77.31	1.142	14:12:48.241
7 -	43.533	48.378	47.405	2:19.316	76.71	2.224	14:15:07.557
8 -	43.119	47.988	45.999	2:17.106 (2)	77.95	0.014	14:17:24.663
9 -	42.836	47.950	47.077	2:17.863	77.52	0.771	14:19:42.526
10 -	43.223	48.656	46.159	2:18.038	77.42	0.946	14:22:00.564
11 -	42.862	48.277	46.453	2:17.592 (3)	77.67	0.500	14:24:18.156
12 -	42.767	48.213	46.112	2:17.092 (1)	77.96		14:26:35.248

P9 96		Charlie DYE		Porsche Boxster S 3.2			
IDEAL LAP TIME : 2:13.891		BEST LAP TIME : 2:14.527		DIFFERENCE : 0.636			
LAP	SECTOR 1	SECTOR 2	SECTOR 3	LAP TIME	MPH	DIFF	TIME OF DAY
1 -		48.079	45.974	2:53.016	61.77	38.489	14:01:43.188
2 -	42.345	48.158	45.010	2:15.513 (3)	78.87	0.986	14:03:58.701
3 -	42.492	48.908	44.494	2:15.894	78.65	1.367	14:06:14.595
4 -	43.157	49.569	44.789	2:17.515	77.72	2.988	14:08:32.110
5 -	42.185	47.394	44.948	2:14.527 (1)	79.44		14:10:46.637
6 -	43.141	49.092	48.598	2:20.831	75.89	6.304	14:13:07.468
7 -	42.704	47.725	45.114	2:15.543	78.85	1.016	14:15:23.011
8 -	43.061	52.227	45.079	2:20.367	76.14	5.840	14:17:43.378
9 -	42.388	48.705	45.398	2:16.491	78.30	1.964	14:19:59.869
10 -	42.003	48.195	45.361	2:15.559	78.84	1.032	14:22:15.428
11 -	43.725	48.004	45.621	2:17.350	77.81	2.823	14:24:32.778
12 -	42.138	48.116	45.162	2:15.416 (2)	78.92	0.889	14:26:48.194

Porsche Club Motorsport Boxster Cup

RACE 4 - SECTOR ANALYSIS



SECTOR 1 = FL to I1, SECTOR 2 = I1 to I2, SECTOR 3 = I2 to FL, DIFF = Difference To Personal Best Lap, P = Crossed Finish Line in Pit Lane, D = Time Disallowed

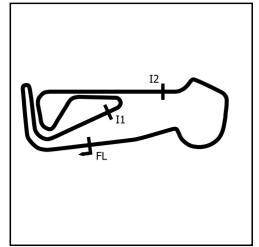
P10 6		Mike THOMPSON		Porsche Boxster S 3.2			
IDEAL LAP TIME : 2:18.344		BEST LAP TIME : 2:18.589		DIFFERENCE : 0.245			
LAP	SECTOR 1	SECTOR 2	SECTOR 3	LAP TIME	MPH	DIFF	TIME OF DAY
1 -		50.693	46.120	2:28.836	71.81	10.247	14:01:19.008
2 -	44.074	48.893	46.636	2:19.603	76.56	1.014	14:03:38.611
3 -	43.451	48.902	46.236	2:18.589 (1)	77.12		14:05:57.200
4 -	43.331	49.482	46.631	2:19.444	76.64	0.855	14:08:16.644
5 -	43.806	49.294	46.737	2:19.837	76.43	1.248	14:10:36.481
6 -	43.362	49.367	46.641	2:19.370 (3)	76.68	0.781	14:12:55.851
7 -	43.420	49.346	46.564	2:19.330 (2)	76.71	0.741	14:15:15.181
8 -	43.690	49.326	47.317	2:20.333	76.16	1.744	14:17:35.514
9 -	43.793	49.558	47.090	2:20.441	76.10	1.852	14:19:55.955
10 -	44.295	49.154	46.784	2:20.233	76.21	1.644	14:22:16.188
11 -	44.118	50.420	47.584	2:22.122	75.20	3.533	14:24:38.310
12 -	44.567	49.364	46.315	2:20.246	76.20	1.657	14:26:58.556

P11 99		Graham HEARD		Porsche Boxster S 3.2			
IDEAL LAP TIME : 2:18.452		BEST LAP TIME : 2:18.682		DIFFERENCE : 0.230			
LAP	SECTOR 1	SECTOR 2	SECTOR 3	LAP TIME	MPH	DIFF	TIME OF DAY
1 -		50.594	46.858	2:31.333	70.62	12.651	14:01:21.505
2 -	43.700	48.833	46.532	2:19.065 (3)	76.85	0.383	14:03:40.570
3 -	43.939	48.876	46.376	2:19.191	76.78	0.509	14:05:59.761
4 -	44.751	48.669	47.202	2:20.622	76.00	1.940	14:08:20.383
5 -	44.788	49.334	46.891	2:21.013	75.79	2.331	14:10:41.396
6 -	44.050	49.141	48.371	2:21.562	75.50	2.880	14:13:02.958
7 -	43.884	48.987	46.101	2:18.972 (2)	76.90	0.290	14:15:21.930
8 -	44.047	49.371	46.444	2:19.862	76.41	1.180	14:17:41.792
9 -	43.752	49.265	46.296	2:19.313	76.71	0.631	14:20:01.105
10 -	44.304	48.776	46.385	2:19.465	76.63	0.783	14:22:20.570
11 -	44.380	49.035	46.322	2:19.737	76.48	1.055	14:24:40.307
12 -	43.899	48.700	46.083	2:18.682 (1)	77.06		14:26:58.989

P12 38		Eric BRIDGES		Porsche Boxster S 3.2			
IDEAL LAP TIME : 2:18.412		BEST LAP TIME : 2:18.424		DIFFERENCE : 0.012			
LAP	SECTOR 1	SECTOR 2	SECTOR 3	LAP TIME	MPH	DIFF	TIME OF DAY
1 -		50.379	47.454	2:33.336	69.70	14.912	14:01:23.508
2 -	43.991	49.135	48.718	2:21.844	75.35	3.420	14:03:45.352
3 -	43.979	48.867	48.738	2:21.584	75.48	3.160	14:06:06.936
4 -	43.927	48.830	47.118	2:19.875	76.41	1.451	14:08:26.811
5 -	43.929	48.536	46.653	2:19.118 (2)	76.82	0.694	14:10:45.929
6 -	43.575	49.227	48.563	2:21.365	75.60	2.941	14:13:07.294
7 -	44.462	49.492	47.502	2:21.456	75.55	3.032	14:15:28.750
8 -	43.786	48.861	47.060	2:19.707 (3)	76.50	1.283	14:17:48.457
9 -	43.890	48.622	47.265	2:19.777	76.46	1.353	14:20:08.234
10 -	43.587	48.376	46.461	2:18.424 (1)	77.21		14:22:26.658
11 -	43.856	48.751	47.919	2:20.526	76.05	2.102	14:24:47.184
12 -	44.046	49.188	49.357	2:22.591	74.95	4.167	14:27:09.775

Porsche Club Motorsport Boxster Cup

RACE 4 - SECTOR ANALYSIS



SECTOR 1 = FL to I1, SECTOR 2 = I1 to I2, SECTOR 3 = I2 to FL, DIFF = Difference To Personal Best Lap, P = Crossed Finish Line in Pit Lane, D = Time Disallowed

P13 71		Simon DYE		Porsche Boxster S 3.2			
IDEAL LAP TIME : 2:19.968		BEST LAP TIME : 2:20.244		DIFFERENCE : 0.276			
LAP	SECTOR 1	SECTOR 2	SECTOR 3	LAP TIME	MPH	DIFF	TIME OF DAY
1 -		51.419	49.139	2:38.247	67.54	18.003	14:01:28.419
2 -	44.778	49.679	48.350	2:22.807	74.84	2.563	14:03:51.226
3 -	44.308	49.794	47.941	2:22.043	75.24	1.799	14:06:13.269
4 -	45.683	49.601	47.827	2:23.111	74.68	2.867	14:08:36.380
5 -	45.733	49.369	47.911	2:23.013	74.73	2.769	14:10:59.393
6 -	44.908	50.285	48.826	2:24.019	74.21	3.775	14:13:23.412
7 -	44.439	49.268	48.926	2:22.633	74.93	2.389	14:15:46.045
8 -	44.840	49.641	47.093	2:21.574 (3)	75.49	1.330	14:18:07.619
9 -	44.135	48.740	47.369	2:20.244 (1)	76.21		14:20:27.863
10 -	44.500	49.040	47.721	2:21.261 (2)	75.66	1.017	14:22:49.124
11 -	44.548	51.154	48.154	2:23.856	74.29	3.612	14:25:12.980

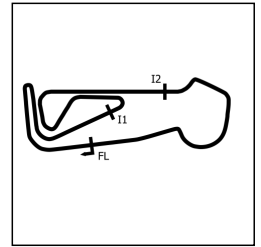
P14 25		Craig HORVATH		Porsche Boxster S 3.2			
IDEAL LAP TIME : 2:20.910		BEST LAP TIME : 2:21.199		DIFFERENCE : 0.289			
LAP	SECTOR 1	SECTOR 2	SECTOR 3	LAP TIME	MPH	DIFF	TIME OF DAY
1 -		51.382	48.930	2:34.938	68.98	13.739	14:01:25.110
2 -	45.231	50.543	48.920	2:24.694	73.86	3.495	14:03:49.804
3 -	44.685	50.130	47.933	2:22.748	74.87	1.549	14:06:12.552
4 -	44.604	50.453	48.217	2:23.274	74.59	2.075	14:08:35.826
5 -	44.825	49.870	47.795	2:22.490 (3)	75.00	1.291	14:10:58.316
6 -	45.391	50.334	48.122	2:23.847	74.30	2.648	14:13:22.163
7 -	44.832	50.188	48.170	2:23.190	74.64	1.991	14:15:45.353
8 -	44.615	50.598	47.742	2:22.955	74.76	1.756	14:18:08.308
9 -	44.383	49.460	47.356	2:21.199 (1)	75.69		14:20:29.507
10 -	44.258	49.296	47.645	2:21.199 (1)	75.69		14:22:50.706
11 -	45.640	51.620	48.419	2:25.679	73.36	4.480	14:25:16.385

P15 60		Tony LEVY		Porsche Boxster S 3.2			
IDEAL LAP TIME : 2:15.777		BEST LAP TIME : 2:16.132		DIFFERENCE : 0.355			
LAP	SECTOR 1	SECTOR 2	SECTOR 3	LAP TIME	MPH	DIFF	TIME OF DAY
1 -		51.360	48.687	2:35.327	68.81	19.195	14:01:25.499
2 -	45.323	50.205	46.863	2:22.391	75.06	6.259	14:03:47.890
3 -	43.387	48.152	47.304	2:18.843	76.97	2.711	14:06:06.733
4 -	42.826	47.614	47.867	2:18.307 (3)	77.27	2.175	14:08:25.040
5 -	43.122	47.630	47.912	2:18.664	77.07	2.532	14:10:43.704
6 -	42.737	48.466	47.736	2:18.939	76.92	2.807	14:13:02.643
7 -	42.830	48.613	47.203	2:18.646	77.08	2.514	14:15:21.289
8 -	43.019	48.000	45.676	2:16.695 (2)	78.18	0.563	14:17:37.984
9 -	42.506	47.923	45.703	2:16.132 (1)	78.51		14:19:54.116
10 -	42.976	47.595	IN PIT	2:55.767 P	60.80	39.635	14:22:49.883
11 -	OUTLAP	52.967	50.732	2:36.258	68.40	20.126	14:25:26.141

P16 18		Eva NOLAN		Porsche Boxster S 3.2			
IDEAL LAP TIME : 2:22.149		BEST LAP TIME : 2:22.545		DIFFERENCE : 0.396			
LAP	SECTOR 1	SECTOR 2	SECTOR 3	LAP TIME	MPH	DIFF	TIME OF DAY
1 -		52.061	49.978	2:39.185	67.14	16.640	14:01:29.357
2 -	45.766	50.748	48.909	2:25.423	73.49	2.878	14:03:54.780
3 -	46.048	51.060	48.724	2:25.832	73.29	3.287	14:06:20.612
4 -	45.224	49.728	48.886	2:23.838	74.30	1.293	14:08:44.450
5 -	45.732	50.015	49.488	2:25.235	73.59	2.690	14:11:09.685
6 -	45.433	50.278	48.515	2:24.226	74.10	1.681	14:13:33.911
7 -	45.177	49.910	48.296	2:23.383 (3)	74.54	0.838	14:15:57.294
8 -	44.639	49.509	48.598	2:22.746 (2)	74.87	0.201	14:18:20.040
9 -	44.819	49.956	48.948	2:23.723	74.36	1.178	14:20:43.763
10 -	44.989	49.507	48.049	2:22.545 (1)	74.98		14:23:06.308
11 -	44.593	50.116	48.918	2:23.627	74.41	1.082	14:25:29.935

Porsche Club Motorsport Boxster Cup

RACE 4 - SECTOR ANALYSIS



SECTOR 1 = FL to I1, SECTOR 2 = I1 to I2, SECTOR 3 = I2 to FL, DIFF = Difference To Personal Best Lap, P = Crossed Finish Line in Pit Lane, D = Time Disallowed

P17 64		David HUSSEY		Porsche Boxster S 3.2			
IDEAL LAP TIME : 2:17.345		BEST LAP TIME : 2:17.705		DIFFERENCE : 0.360			
LAP	SECTOR 1	SECTOR 2	SECTOR 3	LAP TIME	MPH	DIFF	TIME OF DAY
1 -		49.647	47.915	2:31.149	70.71	13.444	14:01:21.321
2 -	44.821	49.153	47.903	2:21.877	75.33	4.172	14:03:43.198
3 -	44.113	48.672	46.767	2:19.552	76.58	1.847	14:06:02.750
4 -	43.632	49.412	47.046	2:20.090	76.29	2.385	14:08:22.840
5 -	43.519	48.635	47.372	2:19.526	76.60	1.821	14:10:42.366
6 -	43.505	48.808	47.342	2:19.655	76.53	1.950	14:13:02.021
7 -	43.114	48.478	46.930	2:18.522 (3)	77.15	0.817	14:15:20.543
8 -	43.304	48.408	46.542	2:18.254 (2)	77.30	0.549	14:17:38.797
9 -	43.256	48.384	46.065	2:17.705 (1)	77.61		14:19:56.502
10 -	43.267	48.166	47.197	2:18.630	77.09	0.925	14:22:15.132

P18 44		Scott EVANS		Porsche Boxster S 3.2			
IDEAL LAP TIME : 2:12.256		BEST LAP TIME : 2:12.298		DIFFERENCE : 0.042			
LAP	SECTOR 1	SECTOR 2	SECTOR 3	LAP TIME	MPH	DIFF	TIME OF DAY
1 -		47.718	45.119	2:23.231	74.62	10.933	14:01:13.403
2 -	41.749	47.101	44.252	2:13.102 (3)	80.29	0.804	14:03:26.505
3 -	41.265	46.817	44.216	2:12.298 (1)	80.78		14:05:38.803
4 -	51.314	47.447	44.514	2:23.275	74.59	10.977	14:08:02.078
5 -	41.609	46.775	44.428	2:12.812 (2)	80.47	0.514	14:10:14.890
6 -	41.410	47.162	44.817	2:13.389	80.12	1.091	14:12:28.279
7 -	41.265	47.534	44.863	2:13.662	79.96	1.364	14:14:41.941

P19 46		Matt GOUGH		Porsche Boxster S 3.2			
IDEAL LAP TIME : 2:15.935		BEST LAP TIME : 2:16.225		DIFFERENCE : 0.290			
LAP	SECTOR 1	SECTOR 2	SECTOR 3	LAP TIME	MPH	DIFF	TIME OF DAY
1 -		48.723	45.850	2:29.360 (2)	71.55	13.135	14:01:19.532
2 -	42.565	47.822	45.838	2:16.225 (1)	78.45		14:03:35.757

Porsche Club Motorsport Boxster Cup

RACE 4 - BEST SECTORS

POS	SECTOR 1		SECTOR 2		SECTOR 3		IDEAL / BEST COMPARISON						
	NO	TIME	NO	TIME	NO	TIME	POS	NO	NAME	IDEAL	BEST	DIFF	
										PERFECT LAP	2:09.040		
1	23	40.624	23	45.784	23	42.632	1	23	WATT	2:09.040	2:09.390	0.350	
2	8	40.895	8	45.871	8	43.009	2	8	BREAM	2:09.775	2:09.931	0.156	
3	44	41.265	81	46.608	81	43.802	3	81	DARLING	2:11.719	2:12.356	0.637	
4	81	41.309	3	46.651	3	44.119	4	3	SHEARS	2:12.229	2:12.403	0.174	
5	3	41.459	44	46.775	44	44.216	5	44	EVANS	2:12.256	2:12.298	0.042	
6	51	41.722	51	46.830	51	44.290	6	51	WARNER	2:12.842	2:13.405	0.563	
7	96	42.003	96	47.394	96	44.494	7	96	DYE	2:13.891	2:14.527	0.636	
8	86	42.164	86	47.490	86	44.663	8	86	GREWCOCK	2:14.317	2:14.421	0.104	
9	46	42.275	60	47.595	68	45.247	9	68	MASON	2:15.531	2:15.957	0.426	
10	60	42.506	68	47.753	60	45.676	10	60	LEVY	2:15.777	2:16.132	0.355	
11	68	42.531	46	47.822	46	45.838	11	46	GOUGH	2:15.935	2:16.225	0.290	
12	11	42.650	11	47.950	11	45.999	12	11	JONES	2:16.599	2:17.092	0.493	
13	64	43.114	64	48.166	64	46.065	13	64	HUSSEY	2:17.345	2:17.705	0.360	
14	6	43.331	38	48.376	99	46.083	14	6	THOMPSON	2:18.344	2:18.589	0.245	
15	38	43.575	99	48.669	6	46.120	15	38	BRIDGES	2:18.412	2:18.424	0.012	
16	99	43.700	71	48.740	38	46.461	16	99	HEARD	2:18.452	2:18.682	0.230	
17	71	44.135	6	48.893	71	47.093	17	71	DYE	2:19.968	2:20.244	0.276	
18	25	44.258	25	49.296	25	47.356	18	25	HORVATH	2:20.910	2:21.199	0.289	
19	18	44.593	18	49.507	18	48.049	19	18	NOLAN	2:22.149	2:22.545	0.396	

Porsche Club Motorsport Boxster Cup

RACE 4 - STATISTICS

Competitors Started 19
Planned Start 2025-10-11 @ 14:00:00.000
Actual Start 2025-10-11 @ 13:58:50.171
Finish Time 2025-10-11 @ 14:25:04.093
Track Length 2.9689mi.
Total Laps 207
Total Distance Covered 614.5646mi.

Session Fastest Lap History

NO	NAME	LAP TIME	TIME OF DAY	LAP	VEHICLE
23	Max WATT	2:20.432	14:01:10.614	1	Porsche Boxster S 3.2
23	Max WATT	2:11.821	14:03:22.434	2	Porsche Boxster S 3.2
8	Bertie BREAM	2:11.785	14:03:23.241	2	Porsche Boxster S 3.2
23	Max WATT	2:10.025	14:05:32.460	3	Porsche Boxster S 3.2
8	Bertie BREAM	2:09.966	14:09:54.575	5	Porsche Boxster S 3.2
23	Max WATT	2:09.390	14:12:02.601	6	Porsche Boxster S 3.2

Session Leader History

NO	NAME	FROM LAP	LAPS LED	DISTANCE	VEHICLE
23	Max WATT	1	12	35.62 miles	Porsche Boxster S 3.2

Flag History

TYPE	TIME OF DAY
GREEN	13:58:50.171
FINISH	14:25:04.093

Flag Statistics

TYPE	COUNT	TOTAL LAPS	TOTAL TIME
Green	1	12	28:29.536
Red	0	0	0.000
Safety Car	0	0	0.000
FCY	0	0	0.000

Porsche Club Motorsport Boxster Cup

RACE 9 - CLASSIFICATION

Race Distance: 12 Laps / 35.62 miles

POS	NO	NAME	ENTRY	LAPS	TIME	GAP	DIFF	MPH	BEST	ON	GRD	↑↓
1	23	Max WATT	Porsche Boxster S 3.2	12	26:23.147			81.01	2:09.696	4	1	0
2	8	Bertie BREAM	Porsche Boxster S 3.2	12	26:37.306	14.159	14.159	80.29	2:11.252	9	5	3
3	44	Scott EVANS	Porsche Boxster S 3.2	12	27:01.372	38.225	24.066	79.10	2:12.766	2	2	-1
4	51	Stuart WARNER	Porsche Boxster S 3.2	12	27:01.808	38.661	0.436	79.08	2:13.189	7	6	2
5	81	Perry DARLING	Porsche Boxster S 3.2	12	27:10.235	47.088	8.427	78.67	2:12.880	9	3	-2
6	3	Matthew SHEARS	Porsche Boxster S 3.2	12	27:31.950	1:08.803	21.715	77.63	2:15.849	10	7	1
7	6	Mike THOMPSON	Porsche Boxster S 3.2	12	27:34.806	1:11.659	2.856	77.50	2:15.535	5	8	1
8	86	Ben GREWCOCK	Porsche Boxster S 3.2	12	27:35.436	1:12.289	0.630	77.47	2:14.917	11	19	11
9	99	Graham HEARD	Porsche Boxster S 3.2	12	27:49.117	1:25.970	13.681	76.84	2:17.484	3	17	8
10	60	Tony LEVY	Porsche Boxster S 3.2	12	27:49.142	1:25.995	0.025	76.84	2:15.534	11	10	0
11	68	Martin MASON	Porsche Boxster S 3.2	12	28:08.873	1:45.726	19.731	75.94	2:17.469	7	9	-2
12	46	Tom HALE	Porsche Boxster S 3.2	12	28:17.928	1:54.781	9.055	75.53	2:18.924	10	15	3
13	11	Tony JONES	Porsche Boxster S 3.2	12	28:21.375	1:58.228	3.447	75.38	2:19.727	5	13	0
14	38	Eric BRIDGES	Porsche Boxster S 3.2	12	28:21.396	1:58.249	0.021	75.38	2:19.027	6	12	-2
15	25	Craig HORVATH	Porsche Boxster S 3.2	12	28:44.301	2:21.154	22.905	74.38	2:20.634	5	14	-1
16	71	Simon DYE	Porsche Boxster S 3.2	11	26:26.607	1 Lap	1 Lap	74.10	2:21.443	6	16	0
17	18	Eva NOLAN	Porsche Boxster S 3.2	11	26:43.419	1 Lap	16.812	73.32	2:22.986	7	18	1
NOT CLASSIFIED												
DNF	96	Charlie DYE	Porsche Boxster S 3.2	10	22:37.480	2 Laps	1 Lap	78.73	2:14.043	7	4	
FASTEST LAP												
	23	Max WATT	Porsche Boxster S 3.2	4	2:09.696			82.40 mph				132.62 kph

Weather / Track : Cloudy / Dry

These results are provisional until the conclusion of any judicial and technical matters.

Date: 11/10/2025 Start: 17:34 Finish: 18:01

Snetterton 300: 2.9689 miles

Clerk Of Course: Andy Stevens

Timekeeper: Andrew Craker



Porsche Club Motorsport Boxster Cup

RACE 9 - LAP CHART

LAP 1 @ 17:36:58.886			LAP 2 @ 17:39:09.587			LAP 3 @ 17:41:20.230			LAP 4 @ 17:43:29.926			LAP 5 @ 17:45:42.253		
NO	BEHIND	LAP TIME	NO	BEHIND	LAP TIME	NO	BEHIND	LAP TIME	NO	BEHIND	LAP TIME	NO	BEHIND	LAP TIME
23		2:19.527	23		2:10.701	23		2:10.643	23		2:09.696	23		2:12.327
44	2.336	2:21.863	44	4.401	2:12.766	44	7.661	2:13.903	8	11.082	2:13.101	8	10.520	2:11.765
51	4.138	2:23.665	8	6.436	2:11.840	8	7.677	2:11.884	44	12.197	2:14.232	44	13.731	2:13.861
96	4.683	2:24.210	51	8.352	2:14.915	51	12.434	2:14.725	51	16.595	2:13.857	51	18.220	2:13.952
8	5.297	2:24.824	96	9.064	2:15.082	96	13.458	2:15.037	96	18.937	2:15.175	81	21.645	2:14.248
6	6.620	2:26.147	81	11.479	2:15.270	81	15.956	2:15.120	81	19.724	2:13.464	96	21.772	2:15.162
81	6.910	2:26.437	6	13.190	2:17.271	6	18.759	2:16.212	6	24.638	2:15.575	6	27.846	2:15.535
3	7.242	2:26.769	3	13.710	2:17.169	3	20.148	2:17.081	3	26.725	2:16.273	3	31.584	2:17.186
60	8.509	2:28.036	60	15.284	2:17.476	60	21.319	2:16.678	60	28.213	2:16.590	60	32.757	2:16.871
99	12.249	2:31.776	99	19.802	2:18.254	99	26.643	2:17.484	99	34.887	2:17.940	86	40.534	2:17.175
38	12.387	2:31.914	38	23.372	2:21.686	86	30.129	2:16.884	86	35.686	2:15.253	99	40.563	2:18.003
11	12.906	2:32.433	11	23.868	2:21.663	38	34.173	2:21.444	38	47.447	2:22.970	11	55.068	2:19.727
71	14.682	2:34.209	86	23.888	2:18.220	11	34.838	2:21.613	11	47.668	2:22.526	68	56.035	2:20.212
46	14.860	2:34.387	46	24.363	2:20.204	46	34.984	2:21.264	46	47.858	2:22.570	46	56.571	2:21.040
68	15.370	2:34.897	68	26.098	2:21.429	68	35.349	2:19.894	68	48.150	2:22.497	38	58.610	2:23.490
86	16.369	2:35.896	71	28.902	2:24.921	71	40.966	2:22.707	71	53.996	2:22.726	25	1:02.974	2:20.634
25	17.238	2:36.765	25	29.977	2:23.440	25	42.168	2:22.834	25	54.667	2:22.195	71	1:04.800	2:23.131
18	19.230	2:38.757	18	33.260	2:24.731	18	47.693	2:25.076	18	1:02.606	2:24.609	18	1:14.728	2:24.449

Porsche Club Motorsport Boxster Cup

RACE 9 - LAP CHART

LAP 6 @ 17:47:53.593			LAP 7 @ 17:50:05.248			LAP 8 @ 17:52:15.955			LAP 9 @ 17:54:28.014			LAP 10 @ 17:56:38.409		
NO	BEHIND	LAP TIME	NO	BEHIND	LAP TIME	NO	BEHIND	LAP TIME	NO	BEHIND	LAP TIME	NO	BEHIND	LAP TIME
23		2:11.340	23		2:11.655	23		2:10.707	23		2:12.059	23		2:10.395
8	10.578	2:11.398	8	10.461	2:11.538	8	12.902	2:13.148	8	12.095	2:11.252	8	13.470	2:11.770
44	15.533	2:13.142	44	20.141	2:16.263	44	24.212	2:14.778	44	26.112	2:13.959	44	29.933	2:14.216
51	20.779	2:13.899	51	22.313	2:13.189	51	25.381	2:13.775	51	26.757	2:13.435	51	30.477	2:14.115
81	24.150	2:13.845	96	27.463	2:14.043	96	31.128	2:14.372	96	33.836	2:14.767	96	38.430	2:14.989
96	25.075	2:14.643	81	32.633	2:20.138	81	36.391	2:14.465	81	37.212	2:12.880	81	40.094	2:13.277
6	33.450	2:16.944	6	38.910	2:17.115	6	45.972	2:17.769	6	52.190	2:18.277	3	57.929	2:15.849
3	37.435	2:17.191	3	42.157	2:16.377	3	48.089	2:16.639	3	52.475	2:16.445	6	1:00.555	2:18.760
60	37.917	2:16.500	60	42.920	2:16.658	86	55.063	2:16.979	86	59.213	2:16.209	86	1:05.352	2:16.534
86	44.536	2:15.342	86	48.791	2:15.910	99	1:00.590	2:18.417	99	1:06.568	2:18.037	99	1:14.016	2:17.843
99	46.954	2:17.731	99	52.880	2:17.581	60	1:06.295	2:34.082	60	1:10.479	2:16.243	60	1:17.745	2:17.661
11	1:03.959	2:20.231	68	1:09.794	2:17.469	68	1:17.652	2:18.565	68	1:24.640	2:19.047	68	1:31.746	2:17.501
68	1:03.980	2:19.285	11	1:12.479	2:20.175	11	1:21.825	2:20.053	46	1:29.402	2:19.623	46	1:37.931	2:18.924
46	1:04.317	2:19.086	46	1:12.663	2:20.001	46	1:21.838	2:19.882	11	1:30.829	2:21.063	11	1:40.695	2:20.261
38	1:06.297	2:19.027	38	1:14.150	2:19.508	38	1:23.191	2:19.748	38	1:31.129	2:19.997	38	1:40.740	2:20.006
25	1:12.323	2:20.689	25	1:21.379	2:20.711	25	1:32.730	2:22.058	25	1:42.839	2:22.168	25	1:55.736	2:23.292
71	1:14.903	2:21.443	71	1:25.107	2:21.859	71	1:37.390	2:22.990	71	1:48.849	2:23.518	71	2:01.697	2:23.243
18	1:26.643	2:23.255	18	1:37.974	2:22.986	18	1:52.055	2:24.788	18	2:04.538	2:24.542			

Porsche Club Motorsport Boxster Cup

RACE 9 - LAP CHART

LAP 11 @ 17:58:50.687			LAP 12 @ 18:01:02.506		
NO	BEHIND	LAP TIME	NO	BEHIND	LAP TIME
23		2:12.278	23		2:11.819
18	1 Lap	2:24.486	71	1 Lap	2:25.860
8	13.018	2:11.826	8	14.159	2:12.960
44	33.148	2:15.493	18	1 Lap	2:25.740
51	33.321	2:15.122	44	38.225	2:16.896
81	44.456	2:16.640	51	38.661	2:17.159
3	1:02.281	2:16.630	81	47.088	2:14.451
6	1:06.038	2:17.761	3	1:08.803	2:18.341
86	1:07.991	2:14.917	6	1:11.659	2:17.440
99	1:20.047	2:18.309	86	1:12.289	2:16.117
60	1:21.001	2:15.534	99	1:25.970	2:17.742
68	1:37.444	2:17.976	60	1:25.995	2:16.813
46	1:45.116	2:19.463	68	1:45.726	2:20.101
11	1:48.632	2:20.215	46	1:54.781	2:21.484
38	1:48.830	2:20.368	11	1:58.228	2:21.415
25	2:07.215	2:23.757	38	1:58.249	2:21.238
			25	2:21.154	2:25.758

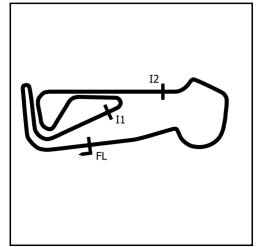
Porsche Club Motorsport Boxster Cup

RACE 9 - POSITION CHART WITH INTERMEDIATES

No	Name	Lap				
		Pos	L11 - Finish	L11 - Int-M	L11 - Int2-M	L12 - Finish
23	WATT	1	23	23	23	23
44	EVANS	2	8	8	8	8
81	DARLING	3	44	44	44	44
96	DYE	4	51	51	51	51
8	BREAM	5	81	81	81	81
51	WARNER	6	3	3	3	3
3	SHEARS	7	6	6	6	6
6	THOMPSON	8	86	86	86	86
68	MASON	9	99	99	60	99
60	LEVY	10	60	60	99	60
38	BRIDGES	11	68	68	68	68
11	JONES	12	46	46	46	46
25	HORVATH	13	11	11	11	11
46	HALE	14	38	38	38	38
71	DYE	15	25	25	25	25
99	HEARD	16	71			
18	NOLAN	17	18			
86	GREWCOCK	18				

Porsche Club Motorsport Boxster Cup

RACE 9 - SECTOR ANALYSIS



SECTOR 1 = FL to I1, SECTOR 2 = I1 to I2, SECTOR 3 = I2 to FL, DIFF = Difference To Personal Best Lap, P = Crossed Finish Line in Pit Lane, D = Time Disallowed

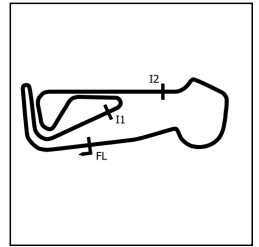
P1 23		Max WATT		Porsche Boxster S 3.2			
IDEAL LAP TIME : 2:09.544		BEST LAP TIME : 2:09.696		DIFFERENCE : 0.152			
LAP	SECTOR 1	SECTOR 2	SECTOR 3	LAP TIME	MPH	DIFF	TIME OF DAY
1 -		46.908	44.029	2:19.527	76.60	9.831	17:36:58.886
2 -	40.875	46.778	43.048	2:10.701	81.77	1.005	17:39:09.587
3 -	41.178	46.387	43.078	2:10.643 (3)	81.81	0.947	17:41:20.230
4 -	40.452	46.044	43.200	2:09.696 (1)	82.40		17:43:29.926
5 -	41.698	46.835	43.794	2:12.327	80.77	2.631	17:45:42.253
6 -	40.971	46.721	43.648	2:11.340	81.37	1.644	17:47:53.593
7 -	41.530	46.741	43.384	2:11.655	81.18	1.959	17:50:05.248
8 -	40.691	46.731	43.285	2:10.707	81.77	1.011	17:52:15.955
9 -	41.315	47.188	43.556	2:12.059	80.93	2.363	17:54:28.014
10 -	40.663	46.436	43.296	2:10.395 (2)	81.96	0.699	17:56:38.409
11 -	40.881	47.580	43.817	2:12.278	80.80	2.582	17:58:50.687
12 -	41.052	46.324	44.443	2:11.819	81.08	2.123	18:01:02.506

P2 8		Bertie BREAM		Porsche Boxster S 3.2			
IDEAL LAP TIME : 2:10.860		BEST LAP TIME : 2:11.252		DIFFERENCE : 0.392			
LAP	SECTOR 1	SECTOR 2	SECTOR 3	LAP TIME	MPH	DIFF	TIME OF DAY
1 -		48.209	44.535	2:24.824	73.80	13.572	17:37:04.183
2 -	41.402	46.832	43.606	2:11.840	81.06	0.588	17:39:16.023
3 -	41.261	46.760	43.863	2:11.884	81.04	0.632	17:41:27.907
4 -	41.433	47.817	43.851	2:13.101	80.30	1.849	17:43:41.008
5 -	41.192	46.788	43.785	2:11.765	81.11	0.513	17:45:52.773
6 -	41.501	46.505	43.392	2:11.398 (2)	81.34	0.146	17:48:04.171
7 -	41.290	46.354	43.894	2:11.538 (3)	81.25	0.286	17:50:15.709
8 -	41.137	46.482	45.529	2:13.148	80.27	1.896	17:52:28.857
9 -	41.395	46.331	43.526	2:11.252 (1)	81.43		17:54:40.109
10 -	41.212	46.752	43.806	2:11.770	81.11	0.518	17:56:51.879
11 -	41.288	46.945	43.593	2:11.826	81.07	0.574	17:59:03.705
12 -	41.378	47.914	43.668	2:12.960	80.38	1.708	18:01:16.665

P3 44		Scott EVANS		Porsche Boxster S 3.2			
IDEAL LAP TIME : 2:12.673		BEST LAP TIME : 2:12.766		DIFFERENCE : 0.093			
LAP	SECTOR 1	SECTOR 2	SECTOR 3	LAP TIME	MPH	DIFF	TIME OF DAY
1 -		47.545	44.619	2:21.863	75.34	9.097	17:37:01.222
2 -	41.764	46.952	44.050	2:12.766 (1)	80.50		17:39:13.988
3 -	42.106	47.149	44.648	2:13.903	79.81	1.137	17:41:27.891
4 -	42.098	47.121	45.013	2:14.232	79.62	1.466	17:43:42.123
5 -	41.776	47.088	44.997	2:13.861 (3)	79.84	1.095	17:45:55.984
6 -	41.671	47.242	44.229	2:13.142 (2)	80.27	0.376	17:48:09.126
7 -	41.915	47.172	47.176	2:16.263	78.43	3.497	17:50:25.389
8 -	42.399	47.641	44.738	2:14.778	79.30	2.012	17:52:40.167
9 -	41.932	47.566	44.461	2:13.959	79.78	1.193	17:54:54.126
10 -	42.015	47.406	44.795	2:14.216	79.63	1.450	17:57:08.342
11 -	42.256	47.686	45.551	2:15.493	78.88	2.727	17:59:23.835
12 -	43.108	47.896	45.892	2:16.896	78.07	4.130	18:01:40.731

Porsche Club Motorsport Boxster Cup

RACE 9 - SECTOR ANALYSIS



SECTOR 1 = FL to I1, SECTOR 2 = I1 to I2, SECTOR 3 = I2 to FL, DIFF = Difference To Personal Best Lap, P = Crossed Finish Line in Pit Lane, D = Time Disallowed

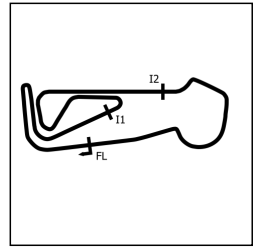
P4 51		Stuart WARNER		Porsche Boxster S 3.2			
IDEAL LAP TIME : 2:12.879		BEST LAP TIME : 2:13.189		DIFFERENCE : 0.310			
LAP	SECTOR 1	SECTOR 2	SECTOR 3	LAP TIME	MPH	DIFF	TIME OF DAY
1 -		47.865	44.966	2:23.665	74.39	10.476	17:37:03.024
2 -	42.420	47.995	44.500	2:14.915	79.22	1.726	17:39:17.939
3 -	42.341	47.410	44.974	2:14.725	79.33	1.536	17:41:32.664
4 -	42.118	47.015	44.724	2:13.857	79.84	0.668	17:43:46.521
5 -	42.186	47.207	44.559	2:13.952	79.79	0.763	17:46:00.473
6 -	41.969	47.338	44.592	2:13.899	79.82	0.710	17:48:14.372
7 -	41.852	47.089	44.248	2:13.189 (1)	80.24		17:50:27.561
8 -	42.057	47.062	44.656	2:13.775 (3)	79.89	0.586	17:52:41.336
9 -	42.154	46.779	44.502	2:13.435 (2)	80.09	0.246	17:54:54.771
10 -	42.009	47.409	44.697	2:14.115	79.69	0.926	17:57:08.886
11 -	42.399	47.323	45.400	2:15.122	79.09	1.933	17:59:24.008
12 -	43.281	48.091	45.787	2:17.159	77.92	3.970	18:01:41.167

P5 81		Perry DARLING		Porsche Boxster S 3.2			
IDEAL LAP TIME : 2:12.566		BEST LAP TIME : 2:12.880		DIFFERENCE : 0.314			
LAP	SECTOR 1	SECTOR 2	SECTOR 3	LAP TIME	MPH	DIFF	TIME OF DAY
1 -		48.369	46.356	2:26.437	72.98	13.557	17:37:05.796
2 -	42.750	47.279	45.241	2:15.270	79.01	2.390	17:39:21.066
3 -	42.451	47.895	44.774	2:15.120	79.10	2.240	17:41:36.186
4 -	41.980	47.251	44.233	2:13.464 (3)	80.08	0.584	17:43:49.650
5 -	42.029	46.908	45.311	2:14.248	79.61	1.368	17:46:03.898
6 -	42.662	46.925	44.258	2:13.845	79.85	0.965	17:48:17.743
7 -	41.641	47.066	51.431	2:20.138	76.26	7.258	17:50:37.881
8 -	42.207	47.230	45.028	2:14.465	79.48	1.585	17:52:52.346
9 -	41.475	46.858	44.547	2:12.880 (1)	80.43		17:55:05.226
10 -	41.627	47.293	44.357	2:13.277 (2)	80.19	0.397	17:57:18.503
11 -	43.315	47.248	46.077	2:16.640	78.22	3.760	17:59:35.143
12 -	41.935	47.441	45.075	2:14.451	79.49	1.571	18:01:49.594

P6 3		Matthew SHEARS		Porsche Boxster S 3.2			
IDEAL LAP TIME : 2:15.285		BEST LAP TIME : 2:15.849		DIFFERENCE : 0.564			
LAP	SECTOR 1	SECTOR 2	SECTOR 3	LAP TIME	MPH	DIFF	TIME OF DAY
1 -		48.971	45.958	2:26.769	72.82	10.920	17:37:06.128
2 -	43.265	48.017	45.887	2:17.169	77.91	1.320	17:39:23.297
3 -	43.273	48.554	45.254	2:17.081	77.96	1.232	17:41:40.378
4 -	42.593	48.296	45.384	2:16.273 (2)	78.43	0.424	17:43:56.651
5 -	42.470	48.705	46.011	2:17.186	77.90	1.337	17:46:13.837
6 -	42.527	48.449	46.215	2:17.191	77.90	1.342	17:48:31.028
7 -	43.023	47.827	45.527	2:16.377 (3)	78.37	0.528	17:50:47.405
8 -	42.694	48.664	45.281	2:16.639	78.22	0.790	17:53:04.044
9 -	42.532	48.009	45.904	2:16.445	78.33	0.596	17:55:20.489
10 -	42.856	47.561	45.432	2:15.849 (1)	78.67		17:57:36.338
11 -	42.760	48.251	45.619	2:16.630	78.22	0.781	17:59:52.968
12 -	43.425	48.720	46.196	2:18.341	77.25	2.492	18:02:11.309

Porsche Club Motorsport Boxster Cup

RACE 9 - SECTOR ANALYSIS



SECTOR 1 = FL to I1, SECTOR 2 = I1 to I2, SECTOR 3 = I2 to FL, DIFF = Difference To Personal Best Lap, P = Crossed Finish Line in Pit Lane, D = Time Disallowed

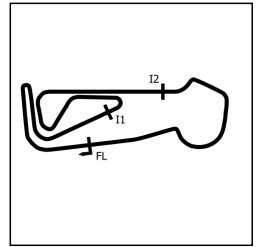
P7		6		Mike THOMPSON		Porsche Boxster S 3.2	
IDEAL LAP TIME : 2:15.331		BEST LAP TIME : 2:15.535		DIFFERENCE : 0.204			
LAP	SECTOR 1	SECTOR 2	SECTOR 3	LAP TIME	MPH	DIFF	TIME OF DAY
1 -		49.456	46.640	2:26.147	73.13	10.612	17:37:05.506
2 -	43.402	48.109	45.760	2:17.271	77.86	1.736	17:39:22.777
3 -	42.403	48.023	45.786	2:16.212 (3)	78.46	0.677	17:41:38.989
4 -	42.159	47.885	45.531	2:15.575 (2)	78.83	0.040	17:43:54.564
5 -	42.158	48.089	45.288	2:15.535 (1)	78.85		17:46:10.099
6 -	42.532	48.342	46.070	2:16.944	78.04	1.409	17:48:27.043
7 -	42.640	47.958	46.517	2:17.115	77.94	1.580	17:50:44.158
8 -	42.641	48.874	46.254	2:17.769	77.57	2.234	17:53:01.927
9 -	43.559	48.317	46.401	2:18.277	77.29	2.742	17:55:20.204
10 -	43.778	48.624	46.358	2:18.760	77.02	3.225	17:57:38.964
11 -	42.957	48.586	46.218	2:17.761	77.58	2.226	17:59:56.725
12 -	43.066	48.216	46.158	2:17.440	77.76	1.905	18:02:14.165

P8		86		Ben GREWCOCK		Porsche Boxster S 3.2	
IDEAL LAP TIME : 2:14.542		BEST LAP TIME : 2:14.917		DIFFERENCE : 0.375			
LAP	SECTOR 1	SECTOR 2	SECTOR 3	LAP TIME	MPH	DIFF	TIME OF DAY
1 -		48.012	46.360	2:35.896	68.55	20.979	17:37:15.255
2 -	42.756	48.192	47.272	2:18.220	77.32	3.303	17:39:33.475
3 -	43.088	48.277	45.519	2:16.884	78.08	1.967	17:41:50.359
4 -	42.502	47.831	44.920	2:15.253 (2)	79.02	0.336	17:44:05.612
5 -	43.076	48.310	45.789	2:17.175	77.91	2.258	17:46:22.787
6 -	42.406	47.433	45.503	2:15.342 (3)	78.97	0.425	17:48:38.129
7 -	42.322	47.922	45.666	2:15.910	78.64	0.993	17:50:54.039
8 -	42.744	48.440	45.795	2:16.979	78.02	2.062	17:53:11.018
9 -	42.633	48.211	45.365	2:16.209	78.46	1.292	17:55:27.227
10 -	43.187	47.801	45.546	2:16.534	78.28	1.617	17:57:43.761
11 -	42.370	47.743	44.804	2:14.917 (1)	79.21		17:59:58.678
12 -	42.305	47.511	46.301	2:16.117	78.52	1.200	18:02:14.795

P9		99		Graham HEARD		Porsche Boxster S 3.2	
IDEAL LAP TIME : 2:16.685		BEST LAP TIME : 2:17.484		DIFFERENCE : 0.799			
LAP	SECTOR 1	SECTOR 2	SECTOR 3	LAP TIME	MPH	DIFF	TIME OF DAY
1 -		48.994	47.944	2:31.776	70.41	14.292	17:37:11.135
2 -	43.956	48.240	46.058	2:18.254	77.30	0.770	17:39:29.389
3 -	43.798	48.113	45.573	2:17.484 (1)	77.74		17:41:46.873
4 -	43.549	48.383	46.008	2:17.940	77.48	0.456	17:44:04.813
5 -	43.583	48.278	46.142	2:18.003	77.44	0.519	17:46:22.816
6 -	43.552	48.476	45.703	2:17.731 (3)	77.60	0.247	17:48:40.547
7 -	43.613	47.917	46.051	2:17.581 (2)	77.68	0.097	17:50:58.128
8 -	43.581	48.888	45.948	2:18.417	77.21	0.933	17:53:16.545
9 -	43.972	48.337	45.728	2:18.037	77.42	0.553	17:55:34.582
10 -	43.195	48.333	46.315	2:17.843	77.53	0.359	17:57:52.425
11 -	43.641	48.462	46.206	2:18.309	77.27	0.825	18:00:10.734
12 -	43.459	48.035	46.248	2:17.742	77.59	0.258	18:02:28.476

Porsche Club Motorsport Boxster Cup

RACE 9 - SECTOR ANALYSIS



SECTOR 1 = FL to I1, SECTOR 2 = I1 to I2, SECTOR 3 = I2 to FL, DIFF = Difference To Personal Best Lap, P = Crossed Finish Line in Pit Lane, D = Time Disallowed

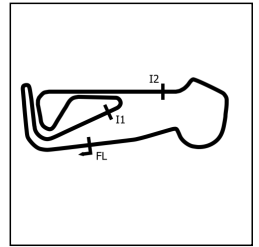
P10 60		Tony LEVY		Porsche Boxster S 3.2			
IDEAL LAP TIME : 2:14.952		BEST LAP TIME : 2:15.534		DIFFERENCE : 0.582			
LAP	SECTOR 1	SECTOR 2	SECTOR 3	LAP TIME	MPH	DIFF	TIME OF DAY
1 -		48.827	46.067	2:28.036	72.19	12.502	17:37:07.395
2 -	42.790	48.399	46.287	2:17.476	77.74	1.942	17:39:24.871
3 -	42.765	48.279	45.634	2:16.678	78.19	1.144	17:41:41.549
4 -	42.838	48.151	45.601	2:16.590	78.24	1.056	17:43:58.139
5 -	43.076	48.116	45.679	2:16.871	78.08	1.337	17:46:15.010
6 -	42.981	47.743	45.776	2:16.500 (3)	78.30	0.966	17:48:31.510
7 -	42.927	47.958	45.773	2:16.658	78.21	1.124	17:50:48.168
8 -	42.307	1:06.278	45.497	2:34.082	69.36	18.548	17:53:22.250
9 -	42.684	47.406	46.153	2:16.243 (2)	78.44	0.709	17:55:38.493
10 -	43.547	47.730	46.384	2:17.661	77.64	2.127	17:57:56.154
11 -	42.625	47.670	45.239	2:15.534 (1)	78.85		18:00:11.688
12 -	42.838	47.699	46.276	2:16.813	78.12	1.279	18:02:28.501

P11 68		Martin MASON		Porsche Boxster S 3.2			
IDEAL LAP TIME : 2:17.030		BEST LAP TIME : 2:17.469		DIFFERENCE : 0.439			
LAP	SECTOR 1	SECTOR 2	SECTOR 3	LAP TIME	MPH	DIFF	TIME OF DAY
1 -		51.228	46.891	2:34.897	69.00	17.428	17:37:14.256
2 -	45.086	49.752	46.591	2:21.429	75.57	3.960	17:39:35.685
3 -	43.344	48.707	47.843	2:19.894	76.40	2.425	17:41:55.579
4 -	44.369	49.199	48.929	2:22.497	75.00	5.028	17:44:18.076
5 -	44.941	48.547	46.724	2:20.212	76.22	2.743	17:46:38.288
6 -	43.139	48.707	47.439	2:19.285	76.73	1.816	17:48:57.573
7 -	43.448	48.148	45.873	2:17.469 (1)	77.74		17:51:15.042
8 -	43.527	48.736	46.302	2:18.565	77.13	1.096	17:53:33.607
9 -	43.276	49.196	46.575	2:19.047	76.86	1.578	17:55:52.654
10 -	43.124	48.203	46.174	2:17.501 (2)	77.73	0.032	17:58:10.155
11 -	43.009	48.609	46.358	2:17.976 (3)	77.46	0.507	18:00:28.131
12 -	43.387	49.046	47.668	2:20.101	76.28	2.632	18:02:48.232

P12 46		Tom HALE		Porsche Boxster S 3.2			
IDEAL LAP TIME : 2:18.456		BEST LAP TIME : 2:18.924		DIFFERENCE : 0.468			
LAP	SECTOR 1	SECTOR 2	SECTOR 3	LAP TIME	MPH	DIFF	TIME OF DAY
1 -		50.382	47.899	2:34.387	69.22	15.463	17:37:13.746
2 -	43.901	48.570	47.733	2:20.204	76.23	1.280	17:39:33.950
3 -	44.421	48.826	48.017	2:21.264	75.66	2.340	17:41:55.214
4 -	44.443	49.237	48.890	2:22.570	74.96	3.646	17:44:17.784
5 -	44.957	48.701	47.382	2:21.040	75.78	2.116	17:46:38.824
6 -	43.338	48.809	46.939	2:19.086 (2)	76.84	0.162	17:48:57.910
7 -	44.056	49.160	46.785	2:20.001	76.34	1.077	17:51:17.911
8 -	43.962	49.282	46.638	2:19.882	76.40	0.958	17:53:37.793
9 -	44.455	48.480	46.688	2:19.623	76.54	0.699	17:55:57.416
10 -	43.409	48.544	46.971	2:18.924 (1)	76.93		17:58:16.340
11 -	43.720	48.808	46.935	2:19.463 (3)	76.63	0.539	18:00:35.803
12 -	44.168	49.725	47.591	2:21.484	75.54	2.560	18:02:57.287

Porsche Club Motorsport Boxster Cup

RACE 9 - SECTOR ANALYSIS



SECTOR 1 = FL to I1, SECTOR 2 = I1 to I2, SECTOR 3 = I2 to FL, DIFF = Difference To Personal Best Lap, P = Crossed Finish Line in Pit Lane, D = Time Disallowed

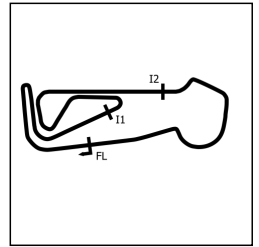
P13 11		Tony JONES		Porsche Boxster S 3.2			
IDEAL LAP TIME : 2:19.042		BEST LAP TIME : 2:19.727		DIFFERENCE : 0.685			
LAP	SECTOR 1	SECTOR 2	SECTOR 3	LAP TIME	MPH	DIFF	TIME OF DAY
1 -		49.652	48.074	2:32.433	70.11	12.706	17:37:11.792
2 -	44.820	49.022	47.821	2:21.663	75.44	1.936	17:39:33.455
3 -	44.451	48.629	48.533	2:21.613	75.47	1.886	17:41:55.068
4 -	44.486	48.841	49.199	2:22.526	74.99	2.799	17:44:17.594
5 -	44.257	48.594	46.876	2:19.727 (1)	76.49		17:46:37.321
6 -	43.663	48.890	47.678	2:20.231	76.21	0.504	17:48:57.552
7 -	44.020	49.061	47.094	2:20.175 (3)	76.24	0.448	17:51:17.727
8 -	43.823	49.224	47.006	2:20.053 (2)	76.31	0.326	17:53:37.780
9 -	44.733	48.902	47.428	2:21.063	75.76	1.336	17:55:58.843
10 -	43.609	49.061	47.591	2:20.261	76.20	0.534	17:58:19.104
11 -	43.572	49.193	47.450	2:20.215	76.22	0.488	18:00:39.319
12 -	43.742	49.725	47.948	2:21.415	75.57	1.688	18:03:00.734

P14 38		Eric BRIDGES		Porsche Boxster S 3.2			
IDEAL LAP TIME : 2:18.532		BEST LAP TIME : 2:19.027		DIFFERENCE : 0.495			
LAP	SECTOR 1	SECTOR 2	SECTOR 3	LAP TIME	MPH	DIFF	TIME OF DAY
1 -		49.011	48.641	2:31.914	70.35	12.887	17:37:11.273
2 -	45.006	49.029	47.651	2:21.686	75.43	2.659	17:39:32.959
3 -	44.385	48.972	48.087	2:21.444	75.56	2.417	17:41:54.403
4 -	44.468	49.286	49.216	2:22.970	74.75	3.943	17:44:17.373
5 -	45.902	49.867	47.721	2:23.490	74.48	4.463	17:46:40.863
6 -	43.812	48.406	46.809	2:19.027 (1)	76.87		17:48:59.890
7 -	43.317	48.709	47.482	2:19.508 (2)	76.61	0.481	17:51:19.398
8 -	43.569	49.104	47.075	2:19.748 (3)	76.48	0.721	17:53:39.146
9 -	43.847	49.276	46.874	2:19.997	76.34	0.970	17:55:59.143
10 -	43.850	48.975	47.181	2:20.006	76.34	0.979	17:58:19.149
11 -	44.340	48.812	47.216	2:20.368	76.14	1.341	18:00:39.517
12 -	44.018	50.302	46.918	2:21.238	75.67	2.211	18:03:00.755

P15 25		Craig HORVATH		Porsche Boxster S 3.2			
IDEAL LAP TIME : 2:20.393		BEST LAP TIME : 2:20.634		DIFFERENCE : 0.241			
LAP	SECTOR 1	SECTOR 2	SECTOR 3	LAP TIME	MPH	DIFF	TIME OF DAY
1 -		52.083	48.673	2:36.765	68.17	16.131	17:37:16.124
2 -	45.098	50.360	47.982	2:23.440	74.51	2.806	17:39:39.564
3 -	45.314	50.161	47.359	2:22.834	74.82	2.200	17:42:02.398
4 -	44.638	49.819	47.738	2:22.195	75.16	1.561	17:44:24.593
5 -	44.006	49.638	46.990	2:20.634 (1)	75.99		17:46:45.227
6 -	44.088	49.594	47.007	2:20.689 (2)	75.96	0.055	17:49:05.916
7 -	44.011	49.397	47.303	2:20.711 (3)	75.95	0.077	17:51:26.627
8 -	44.625	49.678	47.755	2:22.058	75.23	1.424	17:53:48.685
9 -	44.148	50.300	47.720	2:22.168	75.17	1.534	17:56:10.853
10 -	44.532	50.805	47.955	2:23.292	74.58	2.658	17:58:34.145
11 -	45.174	50.487	48.096	2:23.757	74.34	3.123	18:00:57.902
12 -	45.694	50.364	49.700	2:25.758	73.32	5.124	18:03:23.660

Porsche Club Motorsport Boxster Cup

RACE 9 - SECTOR ANALYSIS



SECTOR 1 = FL to I1, SECTOR 2 = I1 to I2, SECTOR 3 = I2 to FL, DIFF = Difference To Personal Best Lap, P = Crossed Finish Line in Pit Lane, D = Time Disallowed

P16 71		Simon DYE		Porsche Boxster S 3.2			
IDEAL LAP TIME : 2:21.443		BEST LAP TIME : 2:21.443		DIFFERENCE : 0.000			
LAP	SECTOR 1	SECTOR 2	SECTOR 3	LAP TIME	MPH	DIFF	TIME OF DAY
1 -		50.314	48.164	2:34.209	69.30	12.766	17:37:13.568
2 -	45.624	51.038	48.259	2:24.921	73.75	3.478	17:39:38.489
3 -	44.676	49.918	48.113	2:22.707 (3)	74.89	1.264	17:42:01.196
4 -	44.668	49.783	48.275	2:22.726	74.88	1.283	17:44:23.922
5 -	44.507	50.286	48.338	2:23.131	74.67	1.688	17:46:47.053
6 -	44.271	49.200	47.972	2:21.443 (1)	75.56		17:49:08.496
7 -	44.558	49.263	48.038	2:21.859 (2)	75.34	0.416	17:51:30.355
8 -	44.874	49.799	48.317	2:22.990	74.74	1.547	17:53:53.345
9 -	45.019	49.999	48.500	2:23.518	74.47	2.075	17:56:16.863
10 -	44.954	49.934	48.355	2:23.243	74.61	1.800	17:58:40.106
11 -	46.553	50.562	48.745	2:25.860	73.27	4.417	18:01:05.966

P17 18		Eva NOLAN		Porsche Boxster S 3.2			
IDEAL LAP TIME : 2:22.539		BEST LAP TIME : 2:22.986		DIFFERENCE : 0.447			
LAP	SECTOR 1	SECTOR 2	SECTOR 3	LAP TIME	MPH	DIFF	TIME OF DAY
1 -		52.521	49.142	2:38.757	67.32	15.771	17:37:18.116
2 -	45.251	50.573	48.907	2:24.731	73.84	1.745	17:39:42.847
3 -	45.646	50.494	48.936	2:25.076	73.67	2.090	17:42:07.923
4 -	45.757	49.864	48.988	2:24.609	73.91	1.623	17:44:32.532
5 -	45.316	50.123	49.010	2:24.449 (3)	73.99	1.463	17:46:56.981
6 -	44.940	49.637	48.678	2:23.255 (2)	74.60	0.269	17:49:20.236
7 -	44.816	49.786	48.384	2:22.986 (1)	74.74		17:51:43.222
8 -	45.898	50.051	48.839	2:24.788	73.81	1.802	17:54:08.010
9 -	45.195	50.497	48.850	2:24.542	73.94	1.556	17:56:32.552
10 -	44.518	50.144	49.824	2:24.486	73.97	1.500	17:58:57.038
11 -	45.654	50.908	49.178	2:25.740	73.33	2.754	18:01:22.778

P18 96		Charlie DYE		Porsche Boxster S 3.2			
IDEAL LAP TIME : 2:13.151		BEST LAP TIME : 2:14.043		DIFFERENCE : 0.892			
LAP	SECTOR 1	SECTOR 2	SECTOR 3	LAP TIME	MPH	DIFF	TIME OF DAY
1 -		48.172	45.024	2:24.210	74.11	10.167	17:37:03.569
2 -	42.592	47.445	45.045	2:15.082	79.12	1.039	17:39:18.651
3 -	42.466	47.370	45.201	2:15.037	79.14	0.994	17:41:33.688
4 -	42.700	47.366	45.109	2:15.175	79.06	1.132	17:43:48.863
5 -	42.053	47.454	45.655	2:15.162	79.07	1.119	17:46:04.025
6 -	43.154	47.135	44.354	2:14.643 (3)	79.38	0.600	17:48:18.668
7 -	41.847	46.950	45.246	2:14.043 (1)	79.73		17:50:32.711
8 -	42.120	46.976	45.276	2:14.372 (2)	79.54	0.329	17:52:47.083
9 -	42.613	47.285	44.869	2:14.767	79.30	0.724	17:55:01.850
10 -	42.291	47.145	45.553	2:14.989	79.17	0.946	17:57:16.839

Porsche Club Motorsport Boxster Cup

RACE 9 - BEST SECTORS

POS	SECTOR 1		SECTOR 2		SECTOR 3		IDEAL / BEST COMPARISON					
	NO	TIME	NO	TIME	NO	TIME	POS	NO	NAME	IDEAL	BEST	DIFF
1	23	40.452	23	46.044	23	43.048	1	23	WATT	2:09.544	2:09.696	0.152
2	8	41.137	8	46.331	8	43.392	2	8	BREAM	2:10.860	2:11.252	0.392
3	81	41.475	51	46.779	44	44.050	3	81	DARLING	2:12.566	2:12.880	0.314
4	44	41.671	81	46.858	81	44.233	4	44	EVANS	2:12.673	2:12.766	0.093
5	96	41.847	96	46.950	51	44.248	5	51	WARNER	2:12.879	2:13.189	0.310
6	51	41.852	44	46.952	96	44.354	6	96	DYE	2:13.151	2:14.043	0.892
7	6	42.158	60	47.406	86	44.804	7	86	GREWCOCK	2:14.542	2:14.917	0.375
8	86	42.305	86	47.433	60	45.239	8	60	LEVY	2:14.952	2:15.534	0.582
9	60	42.307	3	47.561	3	45.254	9	3	SHEARS	2:15.285	2:15.849	0.564
10	3	42.470	6	47.885	6	45.288	10	6	THOMPSON	2:15.331	2:15.535	0.204
11	68	43.009	99	47.917	99	45.573	11	99	HEARD	2:16.685	2:17.484	0.799
12	99	43.195	68	48.148	68	45.873	12	68	MASON	2:17.030	2:17.469	0.439
13	38	43.317	38	48.406	46	46.638	13	46	HALE	2:18.456	2:18.924	0.468
14	46	43.338	46	48.480	38	46.809	14	38	BRIDGES	2:18.532	2:19.027	0.495
15	11	43.572	11	48.594	11	46.876	15	11	JONES	2:19.042	2:19.727	0.685
16	25	44.006	71	49.200	25	46.990	16	25	HORVATH	2:20.393	2:20.634	0.241
17	71	44.271	25	49.397	71	47.972	17	71	DYE	2:21.443	2:21.443	0.000
18	18	44.518	18	49.637	18	48.384	18	18	NOLAN	2:22.539	2:22.986	0.447

PERFECT LAP 2:09.544

Porsche Club Motorsport Boxster Cup

RACE 9 - STATISTICS

Competitors Started 18
Planned Start 2025-10-11 @ 17:35:00.000
Actual Start 2025-10-11 @ 17:34:39.358
Finish Time 2025-10-11 @ 18:01:00.859
Track Length 2.9689mi.
Total Laps 212
Total Distance Covered 629.4092mi.

Session Fastest Lap History

NO	NAME	LAP TIME	TIME OF DAY	LAP	VEHICLE
23	Max WATT	2:19.527	17:36:58.895	1	Porsche Boxster S 3.2
23	Max WATT	2:10.701	17:39:09.596	2	Porsche Boxster S 3.2
23	Max WATT	2:10.643	17:41:20.240	3	Porsche Boxster S 3.2
23	Max WATT	2:09.696	17:43:29.935	4	Porsche Boxster S 3.2

Session Leader History

NO	NAME	FROM LAP	LAPS LED	DISTANCE	VEHICLE
23	Max WATT	1	12	35.62 miles	Porsche Boxster S 3.2

Flag History

TYPE	TIME OF DAY
GREEN	17:34:39.358
FINISH	18:01:00.859

Flag Statistics

TYPE	COUNT	TOTAL LAPS	TOTAL TIME
Green	1	12	29:01.470
Red	0	0	0.000
Safety Car	0	0	0.000
FCY	0	0	0.000