



Porsche Club

Motorsport



BOXSTER CUP

Donington GP

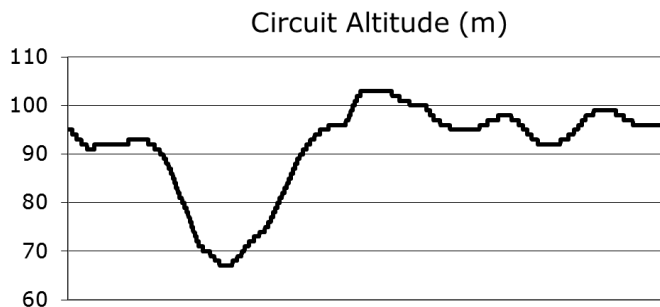
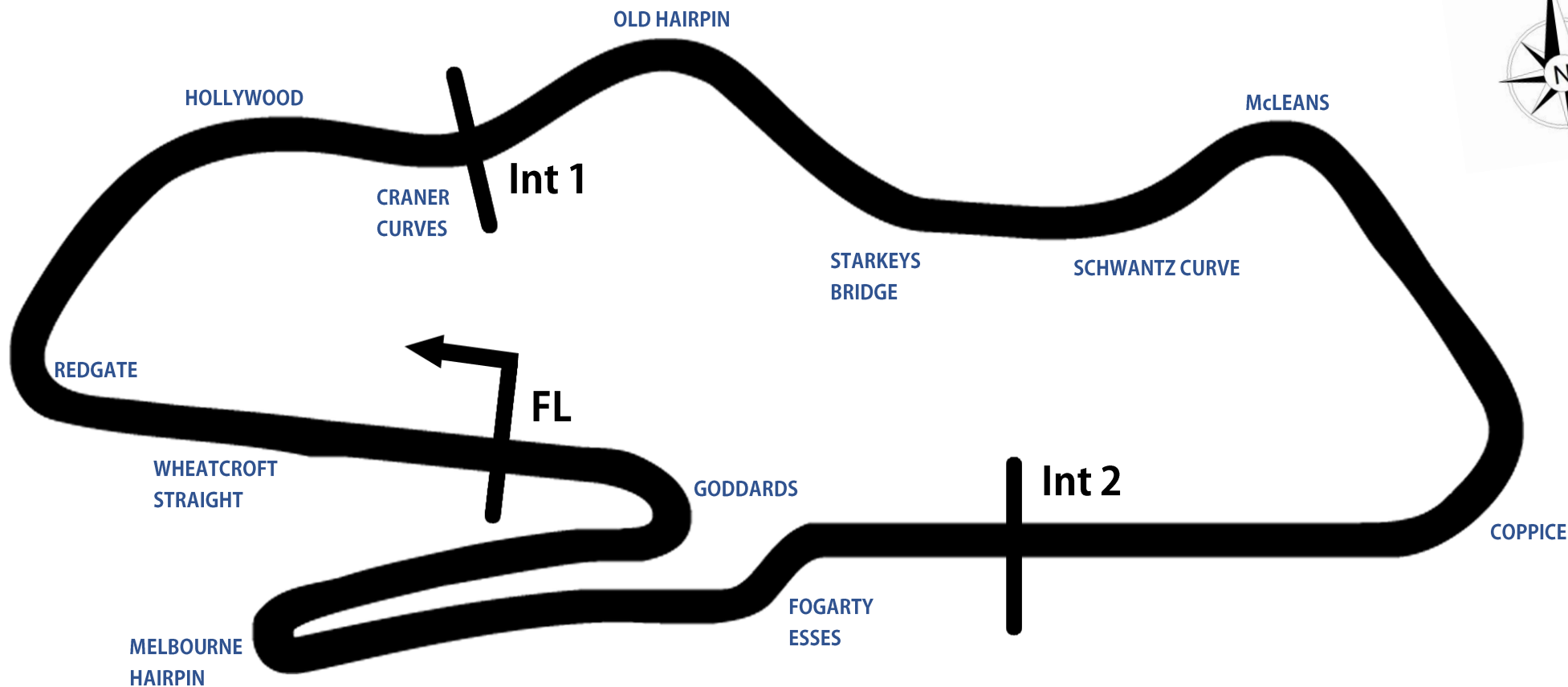
20th September 2025

Results



Donington Park GP Circuit

Castle Donington, Derby, UK



Length	2.4873 miles 4.003 km 4003m		
FL	Start @ 60m	52.82971 N	1.37867 W
Int 1	941m	52.83226 N	1.37893 W
Int 2	2641m	52.82866 N	1.37129 W
Pit Entry	3976m	52.82951 N	1.37832 W
Pit Exit	229m after FL	52.82996 N	1.38205 W
Pit Entry - Pit Exit	256m, 18.4s @ 50kph, 15.3s @ 60kph		

Porsche Club Motorsport Boxster Cup

QUALIFYING - RACES 4 & 7 - CLASSIFICATION

POS	NO	NAME	ENTRY	TIME	ON	LAPS	GAP	DIFF	MPH
1	23*	Max WATT	Porsche Boxster S 3.2	1:46.085	8	9			84.40
2	8*	Bertie BREAM	Porsche Boxster S 3.2	1:47.094	5	10	1.009	1.009	83.61
3	86*	Ben GREWCOCK	Porsche Boxster S 3.2	1:48.200	9	10	2.115	1.106	82.75
4	13	Brenden HAFFNER	Porsche Boxster S 3.2	1:48.337	5	10	2.252	0.137	82.65
5	51	Stuart WARNER	Porsche Boxster S 3.2	1:48.846	10	11	2.761	0.509	82.26
6	81	Perry DARLING	Porsche Boxster S 3.2	1:49.199	4	6	3.114	0.353	82.00
7	3*	Matthew SHEARS	Porsche Boxster S 3.2	1:49.429	11	11	3.344	0.230	81.82
8	6	Mike THOMPSON	Porsche Boxster S 3.2	1:49.580	6	10	3.495	0.151	81.71
9	11*	Tony JONES	Porsche Boxster S 3.2	1:50.227	5	11	4.142	0.647	81.23
10	68	Martin MASON	Porsche Boxster S 3.2	1:51.114	9	11	5.029	0.887	80.58
11	96	Charlie DYE	Porsche Boxster S 3.2	1:51.167	2	3	5.082	0.053	80.54
12	60	Tony LEVY	Porsche Boxster S 3.2	1:52.843	7	10	6.758	1.676	79.35
13	71	Simon DYE	Porsche Boxster S 3.2	1:53.629	5	10	7.544	0.786	78.80
14	46	Tom HALE	Porsche Boxster S 3.2	1:53.937	9	10	7.852	0.308	78.59
15	38	Eric BRIDGES	Porsche Boxster S 3.2	1:54.040	10	10	7.955	0.103	78.52
16	64*	David HUSSEY	Porsche Boxster S 3.2	1:56.403	7	10	10.318	2.363	76.92
17	99	Graham HEARD	Porsche Boxster S 3.2	1:56.668	8	8	10.583	0.265	76.75
18	18	Eva NOLAN	Porsche Boxster S 3.2	1:58.739	9	9	12.654	2.071	75.41
19	91*	Adam SPENCER	Porsche Boxster S 3.2	2:01.032	7	10	14.947	2.293	73.98

Car 91 - please improve side competition numbers.

No. 11 - 1 Lap time disallowed; exceeding track limits.

No. 8, 23 - 2 Lap times disallowed; exceeding track limits.

No. 86 - 4 Lap times disallowed; exceeding track limits.

No. 3, 64 - 5 Lap times disallowed; exceeding track limits.

Weather / Track : Cloudy / Dry

These results are provisional until the conclusion of any judicial and technical matters.

Date: 20/09/2025 Start: 11:11 Finish: 11:31

Donington Park GP: 2.4873 miles

Clerk Of Course: Andy Stevens

Timekeeper: Nick Palmer



Porsche Club Motorsport Boxster Cup

QUALIFYING - RACES 4 & 7 - 2ND FASTEST CLASSIFICATION

POS	NO	NAME	ENTRY	TIME	ON	LAPS	GAP	DIFF	MPH
1	23*	Max WATT	Porsche Boxster S 3.2	1:46.523	6	9			84.06
2	8*	Bertie BREAM	Porsche Boxster S 3.2	1:47.712	4	10	1.189	1.189	83.13
3	86*	Ben GREWCOCK	Porsche Boxster S 3.2	1:48.651	10	10	2.128	0.939	82.41
4	13	Brenden HAFFNER	Porsche Boxster S 3.2	1:48.898	4	10	2.375	0.247	82.22
5	51	Stuart WARNER	Porsche Boxster S 3.2	1:49.185	9	11	2.662	0.287	82.01
6	3*	Matthew SHEARS	Porsche Boxster S 3.2	1:49.585	7	11	3.062	0.400	81.71
7	6	Mike THOMPSON	Porsche Boxster S 3.2	1:49.791	7	10	3.268	0.206	81.55
8	81	Perry DARLING	Porsche Boxster S 3.2	1:50.233	2	6	3.710	0.442	81.23
9	11*	Tony JONES	Porsche Boxster S 3.2	1:50.451	6	11	3.928	0.218	81.07
10	68	Martin MASON	Porsche Boxster S 3.2	1:51.731	8	11	5.208	1.280	80.14
11	96	Charlie DYE	Porsche Boxster S 3.2	1:52.024	3	3	5.501	0.293	79.93
12	60	Tony LEVY	Porsche Boxster S 3.2	1:53.176	6	10	6.653	1.152	79.11
13	71	Simon DYE	Porsche Boxster S 3.2	1:53.838	6	10	7.315	0.662	78.65
14	38	Eric BRIDGES	Porsche Boxster S 3.2	1:54.456	8	10	7.933	0.618	78.23
15	46	Tom HALE	Porsche Boxster S 3.2	1:54.484	6	10	7.961	0.028	78.21
16	99	Graham HEARD	Porsche Boxster S 3.2	1:56.777	5	8	10.254	2.293	76.67
17	64*	David HUSSEY	Porsche Boxster S 3.2	1:57.147	10	10	10.624	0.370	76.43
18	18	Eva NOLAN	Porsche Boxster S 3.2	1:59.885	8	9	13.362	2.738	74.69
19	91*	Adam SPENCER	Porsche Boxster S 3.2	2:01.327	2	10	14.804	1.442	73.80

Car 91 - please improve side competition numbers.

No. 11 - 1 Lap time disallowed; exceeding track limits.

No. 8, 23 - 2 Lap times disallowed; exceeding track limits.

No. 86 - 4 Lap times disallowed; exceeding track limits.

No. 3, 64 - 5 Lap times disallowed; exceeding track limits.

Weather / Track : Cloudy / Dry

These results are provisional until the conclusion of any judicial and technical matters.

Date: 20/09/2025 Start: 11:11 Finish: 11:31

Donington Park GP: 2.4873 miles

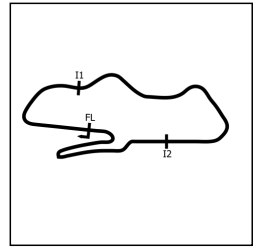
Clerk Of Course: Andy Stevens

Timekeeper: Nick Palmer



Porsche Club Motorsport Boxster Cup

QUALIFYING - RACES 4 & 7 - SECTOR ANALYSIS



SECTOR 1 = FL to I1, SECTOR 2 = I1 to I2, SECTOR 3 = I2 to FL, DIFF = Difference To Personal Best Lap, P = Crossed Finish Line in Pit Lane, D = Time Disallowed

P1 23		Max WATT		Porsche Boxster S 3.2			
IDEAL LAP TIME : 1:45.724		BEST LAP TIME : 1:46.085		DIFFERENCE : 0.361			
LAP	SECTOR 1	SECTOR 2	SECTOR 3	LAP TIME	MPH	DIFF	TIME OF DAY
1 -	26.675	45.088	44.874	1:56.637	76.77	10.552	11:14:19.829
2 -	24.028	43.806	41.091	1:48.925 D	82.20	2.840	11:16:08.754
3 -	23.529	42.545	41.434	1:47.508	83.29	1.423	11:17:56.262
4 -	24.329	42.576	41.322	1:48.227	82.73	2.142	11:19:44.489
5 -	23.946	42.050	41.171	1:47.167 (3)	83.55	1.082	11:21:31.656
6 -	23.562	42.157	40.804	1:46.523 (2)	84.06	0.438	11:23:18.179
7 -	24.125	41.990	40.654	1:46.769 D	83.86	0.684	11:25:04.948
8 -	23.817	42.063	40.205	1:46.085 (1)	84.40		11:26:51.033
9 -	23.541	49.820	IN PIT	2:03.778 P	72.34	17.693	11:28:54.811

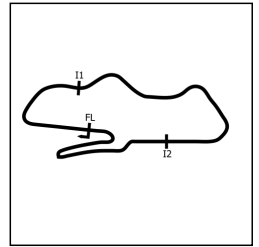
P2 8		Bertie BREAM		Porsche Boxster S 3.2			
IDEAL LAP TIME : 1:46.983		BEST LAP TIME : 1:47.094		DIFFERENCE : 0.111			
LAP	SECTOR 1	SECTOR 2	SECTOR 3	LAP TIME	MPH	DIFF	TIME OF DAY
1 -	25.762	45.672	43.005	1:54.439	78.24	7.345	11:13:55.000
2 -	24.217	42.880	41.487	1:48.584	82.46	1.490	11:15:43.584
3 -	23.912	42.728	41.296	1:47.936 (3)	82.96	0.842	11:17:31.520
4 -	23.918	42.692	41.102	1:47.712 (2)	83.13	0.618	11:19:19.232
5 -	23.770	42.316	41.008	1:47.094 (1)	83.61		11:21:06.326
6 -	23.659	44.914	IN PIT	1:58.162 P	75.78	11.068	11:23:04.488
7 -	OUTLAP	44.378	42.415	2:52.421	51.93	1:05.327	11:25:56.909
8 -	23.855	42.539	41.702	1:48.096	82.83	1.002	11:27:45.005
9 -	23.715	42.561	50.463	1:56.739 D	76.70	9.645	11:29:41.744
10 -	23.664	42.606	41.116	1:47.386 D	83.38	0.292	11:31:29.130

P3 86		Ben GREWCOCK		Porsche Boxster S 3.2			
IDEAL LAP TIME : 1:47.749		BEST LAP TIME : 1:48.200		DIFFERENCE : 0.451			
LAP	SECTOR 1	SECTOR 2	SECTOR 3	LAP TIME	MPH	DIFF	TIME OF DAY
1 -	33.310	58.340	50.143	2:21.793	63.15	33.593	11:14:58.049
2 -	24.460	43.368	41.594	1:49.422	81.83	1.222	11:16:47.471
3 -	24.038	43.579	41.211	1:48.828 D	82.28	0.628	11:18:36.299
4 -	23.999	43.014	41.775	1:48.788 D	82.31	0.588	11:20:25.087
5 -	24.107	43.641	41.263	1:49.011	82.14	0.811	11:22:14.098
6 -	24.009	42.804	41.139	1:47.952 D	82.94		11:24:02.050
7 -	24.069	42.946	41.972	1:48.987 D	82.16	0.787	11:25:51.037
8 -	23.919	42.967	41.966	1:48.852 (3)	82.26	0.652	11:27:39.889
9 -	23.806	42.856	41.538	1:48.200 (1)	82.75		11:29:28.089
10 -	23.929	42.902	41.820	1:48.651 (2)	82.41	0.451	11:31:16.740

P4 13		Brenden HAFFNER		Porsche Boxster S 3.2			
IDEAL LAP TIME : 1:48.114		BEST LAP TIME : 1:48.337		DIFFERENCE : 0.223			
LAP	SECTOR 1	SECTOR 2	SECTOR 3	LAP TIME	MPH	DIFF	TIME OF DAY
1 -	26.050	46.797	44.011	1:56.858	76.62	8.521	11:13:56.513
2 -	24.923	43.882	42.473	1:51.278	80.46	2.941	11:15:47.791
3 -	24.427	42.992	42.439	1:49.858	81.50	1.521	11:17:37.649
4 -	24.180	42.636	42.082	1:48.898 (2)	82.22	0.561	11:19:26.547
5 -	24.088	42.365	41.884	1:48.337 (1)	82.65		11:21:14.884
6 -	24.418	43.050	42.327	1:49.795 (3)	81.55	1.458	11:23:04.679
7 -	24.212	43.428	42.367	1:50.007	81.39	1.670	11:24:54.686
8 -	24.375	43.644	42.513	1:50.532	81.01	2.195	11:26:45.218
9 -	23.865	45.083	45.684	1:54.632	78.11	6.295	11:28:39.850
10 -	24.330	43.439	IN PIT	1:56.126 P	77.10	7.789	11:30:35.976

Porsche Club Motorsport Boxster Cup

QUALIFYING - RACES 4 & 7 - SECTOR ANALYSIS



SECTOR 1 = FL to I1, SECTOR 2 = I1 to I2, SECTOR 3 = I2 to FL, DIFF = Difference To Personal Best Lap, P = Crossed Finish Line in Pit Lane, D = Time Disallowed

P5 51		Stuart WARNER		Porsche Boxster S 3.2			
IDEAL LAP TIME : 1:48.649		BEST LAP TIME : 1:48.846		DIFFERENCE : 0.197			
LAP	SECTOR 1	SECTOR 2	SECTOR 3	LAP TIME	MPH	DIFF	TIME OF DAY
1 -	27.558	47.572	50.495	2:05.625	71.27	16.779	11:14:09.244
2 -	25.029	45.304	44.761	1:55.094	77.80	6.248	11:16:04.338
3 -	24.816	43.860	42.277	1:50.953	80.70	2.107	11:17:55.291
4 -	24.435	44.037	42.034	1:50.506	81.03	1.660	11:19:45.797
5 -	24.558	43.502	42.467	1:50.527	81.01	1.681	11:21:36.324
6 -	24.539	43.421	42.098	1:50.058	81.36	1.212	11:23:26.382
7 -	24.060	43.640	42.596	1:50.296	81.18	1.450	11:25:16.678
8 -	24.551	43.297	41.695	1:49.543 (3)	81.74	0.697	11:27:06.221
9 -	24.137	43.271	41.777	1:49.185 (2)	82.01	0.339	11:28:55.406
10 -	24.045	42.909	41.892	1:48.846 (1)	82.26		11:30:44.252
11 -	24.455	49.407	IN PIT	2:07.113 P	70.44	18.267	11:32:51.365

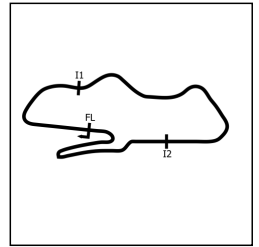
P6 81		Perry DARLING		Porsche Boxster S 3.2			
IDEAL LAP TIME : 1:49.199		BEST LAP TIME : 1:49.199		DIFFERENCE : 0.000			
LAP	SECTOR 1	SECTOR 2	SECTOR 3	LAP TIME	MPH	DIFF	TIME OF DAY
1 -	27.086	47.564	49.466	2:04.116	72.14	14.917	11:14:11.683
2 -	24.430	43.492	42.311	1:50.233 (2)	81.23	1.034	11:16:01.916
3 -	24.442	45.234	42.518	1:52.194 (3)	79.81	2.995	11:17:54.110
4 -	24.159	43.107	41.933	1:49.199 (1)	82.00		11:19:43.309
5 -	28.021	49.692	IN PIT	2:12.693 P	67.48	23.494	11:21:56.002
6 -	OUTLAP	43.674	IN PIT	4:39.698 P	32.01	2:50.499	11:26:35.700

P7 3		Matthew SHEARS		Porsche Boxster S 3.2			
IDEAL LAP TIME : 1:48.932		BEST LAP TIME : 1:49.429		DIFFERENCE : 0.497			
LAP	SECTOR 1	SECTOR 2	SECTOR 3	LAP TIME	MPH	DIFF	TIME OF DAY
1 -	30.507	46.887	46.538	2:03.932	72.25	14.503	11:14:25.194
2 -	24.958	44.508	42.908	1:52.374 D	79.68	2.945	11:16:17.568
3 -	24.599	43.670	42.289	1:50.558	80.99	1.129	11:18:08.126
4 -	25.194	43.608	42.136	1:50.938	80.71	1.509	11:19:59.064
5 -	24.047	43.415	42.400	1:49.862 (3)	81.50	0.433	11:21:48.926
6 -	24.221	43.514	43.198	1:50.933 D	80.71	1.504	11:23:39.859
7 -	24.124	43.234	42.227	1:49.585 (2)	81.71	0.156	11:25:29.444
8 -	24.180	43.128	41.804	1:49.112 D	82.06		11:27:18.556
9 -	24.060	43.257	42.210	1:49.527 D	81.75	0.098	11:29:08.083
10 -	24.014	43.405	41.806	1:49.225 D	81.98		11:30:57.308
11 -	24.140	43.499	41.790	1:49.429 (1)	81.82		11:32:46.737

P8 6		Mike THOMPSON		Porsche Boxster S 3.2			
IDEAL LAP TIME : 1:49.315		BEST LAP TIME : 1:49.580		DIFFERENCE : 0.265			
LAP	SECTOR 1	SECTOR 2	SECTOR 3	LAP TIME	MPH	DIFF	TIME OF DAY
1 -	28.664	45.412	45.507	1:59.583	74.88	10.003	11:14:21.757
2 -	24.477	43.872	42.834	1:51.183	80.53	1.603	11:16:12.940
3 -	24.201	43.462	42.477	1:50.140	81.30	0.560	11:18:03.080
4 -	24.298	44.462	42.227	1:50.987	80.68	1.407	11:19:54.067
5 -	24.099	42.989	42.804	1:49.892 (3)	81.48	0.312	11:21:43.959
6 -	24.216	43.114	42.250	1:49.580 (1)	81.71		11:23:33.539
7 -	24.205	43.112	42.474	1:49.791 (2)	81.55	0.211	11:25:23.330
8 -	24.651	43.840	IN PIT	1:53.966 P	78.57	4.386	11:27:17.296
9 -	OUTLAP	43.937	43.446	2:49.040	52.97	59.460	11:30:06.336
10 -	24.361	44.270	42.563	1:51.194	80.53	1.614	11:31:57.530

Porsche Club Motorsport Boxster Cup

QUALIFYING - RACES 4 & 7 - SECTOR ANALYSIS



SECTOR 1 = FL to I1, SECTOR 2 = I1 to I2, SECTOR 3 = I2 to FL, DIFF = Difference To Personal Best Lap, P = Crossed Finish Line in Pit Lane, D = Time Disallowed

P9 11		Tony JONES		Porsche Boxster S 3.2			
IDEAL LAP TIME : 1:50.095		BEST LAP TIME : 1:50.227		DIFFERENCE : 0.132			
LAP	SECTOR 1	SECTOR 2	SECTOR 3	LAP TIME	MPH	DIFF	TIME OF DAY
1 -	27.499	48.611	46.514	2:02.624	73.02	12.397	11:13:56.191
2 -	24.815	44.660	43.079	1:52.554	79.55	2.327	11:15:48.745
3 -	24.261	43.431	43.093	1:50.785	80.82	0.558	11:17:39.530
4 -	24.449	43.888	43.543	1:51.880	80.03	1.653	11:19:31.410
5 -	24.340	43.484	42.403	1:50.227 (1)	81.23		11:21:21.637
6 -	24.317	43.449	42.685	1:50.451 (2)	81.07	0.224	11:23:12.088
7 -	25.839	47.176	44.447	1:57.462 D	76.23	7.235	11:25:09.550
8 -	24.424	45.012	42.779	1:52.215	79.79	1.988	11:27:01.765
9 -	24.315	43.515	42.918	1:50.748 (3)	80.85	0.521	11:28:52.513
10 -	24.854	48.385	44.864	1:58.103	75.81	7.876	11:30:50.616
11 -	24.673	50.193	IN PIT	2:07.709 P	70.11	17.482	11:32:58.325

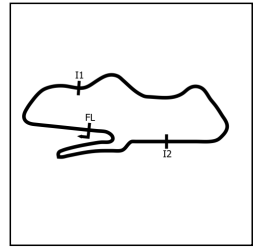
P10 68		Martin MASON		Porsche Boxster S 3.2			
IDEAL LAP TIME : 1:50.712		BEST LAP TIME : 1:51.114		DIFFERENCE : 0.402			
LAP	SECTOR 1	SECTOR 2	SECTOR 3	LAP TIME	MPH	DIFF	TIME OF DAY
1 -	26.765	47.908	44.774	1:59.447	74.96	8.333	11:13:44.253
2 -	25.006	46.312	43.680	1:54.998	77.86	3.884	11:15:39.251
3 -	25.339	45.837	43.357	1:54.533	78.18	3.419	11:17:33.784
4 -	24.611	45.362	43.314	1:53.287	79.04	2.173	11:19:27.071
5 -	24.540	45.010	42.588	1:52.138	79.85	1.024	11:21:19.209
6 -	24.644	44.813	42.496	1:51.953	79.98	0.839	11:23:11.162
7 -	24.756	44.617	42.528	1:51.901 (3)	80.02	0.787	11:25:03.063
8 -	24.538	44.815	42.378	1:51.731 (2)	80.14	0.617	11:26:54.794
9 -	24.794	44.166	42.154	1:51.114 (1)	80.58		11:28:45.908
10 -	24.392	45.066	44.555	1:54.013	78.53	2.899	11:30:39.921
11 -	25.321	45.314	43.325	1:53.960	78.57	2.846	11:32:33.881

P11 96		Charlie DYE		Porsche Boxster S 3.2			
IDEAL LAP TIME : 1:51.153		BEST LAP TIME : 1:51.167		DIFFERENCE : 0.014			
LAP	SECTOR 1	SECTOR 2	SECTOR 3	LAP TIME	MPH	DIFF	TIME OF DAY
1 -	26.445	46.624	43.691	1:56.760 (3)	76.69	5.593	11:14:13.995
2 -	24.291	44.269	42.607	1:51.167 (1)	80.54		11:16:05.162
3 -	24.277	44.649	43.098	1:52.024 (2)	79.93	0.857	11:17:57.186

P12 60		Tony LEVY		Porsche Boxster S 3.2			
IDEAL LAP TIME : 1:52.474		BEST LAP TIME : 1:52.843		DIFFERENCE : 0.369			
LAP	SECTOR 1	SECTOR 2	SECTOR 3	LAP TIME	MPH	DIFF	TIME OF DAY
1 -	29.019	49.235	45.570	2:03.824	72.31	10.981	11:14:03.609
2 -	26.303	46.913	43.944	1:57.160	76.42	4.317	11:16:00.769
3 -	25.067	45.994	44.257	1:55.318	77.65	2.475	11:17:56.087
4 -	26.546	54.672	IN PIT	2:09.550 P	69.11	16.707	11:20:05.637
5 -	OUTLAP	46.138	42.969	2:58.182	50.25	1:05.339	11:23:03.819
6 -	24.731	45.658	42.787	1:53.176 (2)	79.11	0.333	11:24:56.995
7 -	24.650	45.590	42.603	1:52.843 (1)	79.35		11:26:49.838
8 -	25.256	46.231	43.260	1:54.747	78.03	1.904	11:28:44.585
9 -	25.022	45.340	43.665	1:54.027 (3)	78.52	1.184	11:30:38.612
10 -	26.321	45.221	42.978	1:54.520	78.19	1.677	11:32:33.132

Porsche Club Motorsport Boxster Cup

QUALIFYING - RACES 4 & 7 - SECTOR ANALYSIS



SECTOR 1 = FL to I1, SECTOR 2 = I1 to I2, SECTOR 3 = I2 to FL, DIFF = Difference To Personal Best Lap, P = Crossed Finish Line in Pit Lane, D = Time Disallowed

P13 71		Simon DYE		Porsche Boxster S 3.2			
IDEAL LAP TIME : 1:53.489		BEST LAP TIME : 1:53.629		DIFFERENCE : 0.140			
LAP	SECTOR 1	SECTOR 2	SECTOR 3	LAP TIME	MPH	DIFF	TIME OF DAY
1 -	29.452	50.466	48.629	2:08.547	69.65	14.918	11:14:33.857
2 -	26.095	48.159	44.976	1:59.230	75.10	5.601	11:16:33.087
3 -	25.596	46.344	44.338	1:56.278	77.00	2.649	11:18:29.365
4 -	25.459	46.847	44.423	1:56.729	76.71	3.100	11:20:26.094
5 -	24.716	45.558	43.355	1:53.629 (1)	78.80		11:22:19.723
6 -	24.966	45.418	43.454	1:53.838 (2)	78.65	0.209	11:24:13.561
7 -	24.734	45.824	43.981	1:54.539 (3)	78.17	0.910	11:26:08.100
8 -	25.903	45.852	45.979	1:57.734	76.05	4.105	11:28:05.834
9 -	25.302	45.974	44.935	1:56.211	77.05	2.582	11:30:02.045
10 -	25.326	48.169	IN PIT	2:02.701 P	72.97	9.072	11:32:04.746

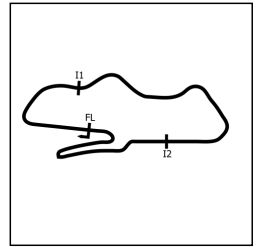
P14 46		Tom HALE		Porsche Boxster S 3.2			
IDEAL LAP TIME : 1:53.779		BEST LAP TIME : 1:53.937		DIFFERENCE : 0.158			
LAP	SECTOR 1	SECTOR 2	SECTOR 3	LAP TIME	MPH	DIFF	TIME OF DAY
1 -	28.913	48.499	51.400	2:08.812	69.51	14.875	11:14:32.544
2 -	26.242	47.372	44.406	1:58.020	75.87	4.083	11:16:30.564
3 -	25.665	45.650	43.955	1:55.270	77.68	1.333	11:18:25.834
4 -	25.387	46.197	44.113	1:55.697	77.39	1.760	11:20:21.531
5 -	25.223	46.297	43.397	1:54.917	77.92	0.980	11:22:16.448
6 -	25.224	45.522	43.738	1:54.484 (2)	78.21	0.547	11:24:10.932
7 -	25.109	45.509	44.172	1:54.790	78.00	0.853	11:26:05.722
8 -	25.376	45.775	43.493	1:54.644 (3)	78.10	0.707	11:28:00.366
9 -	25.140	45.334	43.463	1:53.937 (1)	78.59		11:29:54.303
10 -	25.240	45.273	44.201	1:54.714	78.05	0.777	11:31:49.017

P15 38		Eric BRIDGES		Porsche Boxster S 3.2			
IDEAL LAP TIME : 1:53.853		BEST LAP TIME : 1:54.040		DIFFERENCE : 0.187			
LAP	SECTOR 1	SECTOR 2	SECTOR 3	LAP TIME	MPH	DIFF	TIME OF DAY
1 -	28.037	51.056	47.870	2:06.963	70.52	12.923	11:14:26.886
2 -	25.925	46.148	45.118	1:57.191	76.40	3.151	11:16:24.077
3 -	25.724	45.678	44.366	1:55.768	77.34	1.728	11:18:19.845
4 -	25.609	45.555	43.982	1:55.146	77.76	1.106	11:20:14.991
5 -	25.300	45.542	44.170	1:55.012	77.85	0.972	11:22:10.003
6 -	25.372	45.477	44.395	1:55.244	77.69	1.204	11:24:05.247
7 -	26.047	48.291	44.213	1:58.551	75.53	4.511	11:26:03.798
8 -	25.201	45.443	43.812	1:54.456 (2)	78.23	0.416	11:27:58.254
9 -	25.392	45.213	43.868	1:54.473 (3)	78.22	0.433	11:29:52.727
10 -	25.388	45.047	43.605	1:54.040 (1)	78.52		11:31:46.767

P16 64		David HUSSEY		Porsche Boxster S 3.2			
IDEAL LAP TIME : 1:55.085		BEST LAP TIME : 1:56.403		DIFFERENCE : 1.318			
LAP	SECTOR 1	SECTOR 2	SECTOR 3	LAP TIME	MPH	DIFF	TIME OF DAY
1 -	31.197	54.210	49.218	2:14.625	66.51	18.222	11:14:42.482
2 -	26.552	49.320	46.059	2:01.934 D	73.43	5.528	11:16:44.413
3 -	25.833	53.663	45.901	2:05.397	71.40	8.994	11:18:49.810
4 -	25.958	46.592	45.207	1:57.757 (3)	76.04	1.354	11:20:47.567
5 -	25.832	46.770	44.301	1:56.903 D	76.59	0.500	11:22:44.470
6 -	32.065	49.490	45.143	2:06.698 D	70.67	10.295	11:24:51.168
7 -	25.570	46.981	43.852	1:56.403 (1)	76.92		11:26:47.571
8 -	25.595	45.949	44.007	1:56.554 D	77.49		11:28:43.122
9 -	25.284	46.023	45.210	1:56.547 D	76.85	0.114	11:30:39.639
10 -	26.848	46.238	44.061	1:57.147 (2)	76.43	0.744	11:32:36.786

Porsche Club Motorsport Boxster Cup

QUALIFYING - RACES 4 & 7 - SECTOR ANALYSIS



SECTOR 1 = FL to I1, SECTOR 2 = I1 to I2, SECTOR 3 = I2 to FL, DIFF = Difference To Personal Best Lap, P = Crossed Finish Line in Pit Lane, D = Time Disallowed

P17 99		Graham HEARD		Porsche Boxster S 3.2			
IDEAL LAP TIME : 1:56.468		BEST LAP TIME : 1:56.668		DIFFERENCE : 0.200			
LAP	SECTOR 1	SECTOR 2	SECTOR 3	LAP TIME	MPH	DIFF	TIME OF DAY
1 -	28.300	50.402	47.945	2:06.647	70.70	9.979	11:14:02.838
2 -	27.450	47.711	47.130	2:02.291	73.22	5.623	11:16:05.129
3 -	25.943	46.651	44.921	1:57.515 (3)	76.19	0.847	11:18:02.644
4 -	25.868	46.765	44.916	1:57.549	76.17	0.881	11:20:00.193
5 -	25.762	46.469	44.546	1:56.777 (2)	76.67	0.109	11:21:56.970
6 -	26.056	46.391	IN PIT	1:59.141 P	75.15	2.473	11:23:56.111
7 -	OUTLAP	46.717	45.783	6:06.002	24.46	4:09.334	11:30:02.113
8 -	25.628	46.591	44.449	1:56.668 (1)	76.75		11:31:58.781

P18 18		Eva NOLAN		Porsche Boxster S 3.2			
IDEAL LAP TIME : 1:58.456		BEST LAP TIME : 1:58.739		DIFFERENCE : 0.283			
LAP	SECTOR 1	SECTOR 2	SECTOR 3	LAP TIME	MPH	DIFF	TIME OF DAY
1 -	30.460	55.614	53.704	2:19.778	64.06	21.039	11:14:29.316
2 -	28.781	52.410	48.069	2:09.260	69.27	10.521	11:16:38.576
3 -	27.249	49.521	47.249	2:04.019	72.20	5.280	11:18:42.595
4 -	27.133	49.077	IN PIT	2:05.063 P	71.59	6.324	11:20:47.658
5 -	OUTLAP	49.784	47.010	3:15.831	45.72	1:17.092	11:24:03.489
6 -	27.319	49.733	46.803	2:03.855	72.29	5.116	11:26:07.344
7 -	26.843	47.853	46.377	2:01.073 (3)	73.95	2.334	11:28:08.417
8 -	26.286	47.159	46.440	1:59.885 (2)	74.69	1.146	11:30:08.302
9 -	26.103	47.442	45.194	1:58.739 (1)	75.41		11:32:07.041

P19 91		Adam SPENCER		Porsche Boxster S 3.2			
IDEAL LAP TIME : 1:59.594		BEST LAP TIME : 2:01.032		DIFFERENCE : 1.438			
LAP	SECTOR 1	SECTOR 2	SECTOR 3	LAP TIME	MPH	DIFF	TIME OF DAY
1 -	30.890	53.391	48.808	2:13.089	67.28	12.057	11:14:24.649
2 -	26.696	47.113	47.518	2:01.327 (2)	73.80	0.295	11:16:25.976
3 -	26.682	47.818	47.030	2:01.530	73.68	0.498	11:18:27.506
4 -	26.793	49.357	46.425	2:02.575	73.05	1.543	11:20:30.081
5 -	26.596	48.479	46.505	2:01.580	73.65	0.548	11:22:31.661
6 -	26.813	47.945	46.741	2:01.499 (3)	73.69	0.467	11:24:33.160
7 -	27.029	47.516	46.487	2:01.032 (1)	73.98		11:26:34.192
8 -	26.908	48.514	46.766	2:02.188	73.28	1.156	11:28:36.380
9 -	27.179	48.109	46.354	2:01.642	73.61	0.610	11:30:38.022
10 -	28.421	49.033	45.885	2:03.339	72.60	2.307	11:32:41.361

Porsche Club Motorsport Boxster Cup

QUALIFYING - RACES 4 & 7 - BEST SECTORS

POS	SECTOR 1		SECTOR 2		SECTOR 3		IDEAL / BEST COMPARISON						
	NO	TIME	NO	TIME	NO	TIME	POS	NO	NAME	IDEAL	BEST	DIFF	
										PERFECT LAP	1:45.724		
1	23	23.529	23	41.990	23	40.205	1	23	WATT	1:45.724	1:46.085	0.361	
2	8	23.659	8	42.316	8	41.008	2	8	BREAM	1:46.983	1:47.094	0.111	
3	86	23.806	13	42.365	86	41.139	3	86	GREWCOCK	1:47.749	1:48.200	0.451	
4	13	23.865	86	42.804	51	41.695	4	13	HAFFNER	1:48.114	1:48.337	0.223	
5	3	24.014	51	42.909	3	41.790	5	51	WARNER	1:48.649	1:48.846	0.197	
6	51	24.045	6	42.989	13	41.884	6	3	SHEARS	1:48.932	1:49.429	0.497	
7	6	24.099	81	43.107	81	41.933	7	81	DARLING	1:49.199	1:49.199	0.000	
8	81	24.159	3	43.128	68	42.154	8	6	THOMPSON	1:49.315	1:49.580	0.265	
9	11	24.261	11	43.431	6	42.227	9	11	JONES	1:50.095	1:50.227	0.132	
10	96	24.277	68	44.166	11	42.403	10	68	MASON	1:50.712	1:51.114	0.402	
11	68	24.392	96	44.269	60	42.603	11	96	DYE	1:51.153	1:51.167	0.014	
12	60	24.650	38	45.047	96	42.607	12	60	LEVY	1:52.474	1:52.843	0.369	
13	71	24.716	60	45.221	71	43.355	13	71	DYE	1:53.489	1:53.629	0.140	
14	46	25.109	46	45.273	46	43.397	14	46	HALE	1:53.779	1:53.937	0.158	
15	38	25.201	71	45.418	38	43.605	15	38	BRIDGES	1:53.853	1:54.040	0.187	
16	64	25.284	64	45.949	64	43.852	16	64	HUSSEY	1:55.085	1:56.403	1.318	
17	99	25.628	99	46.391	99	44.449	17	99	HEARD	1:56.468	1:56.668	0.200	
18	18	26.103	91	47.113	18	45.194	18	18	NOLAN	1:58.456	1:58.739	0.283	
19	91	26.596	18	47.159	91	45.885	19	91	SPENCER	1:59.594	2:01.032	1.438	

Porsche Club Motorsport Boxster Cup

QUALIFYING - RACES 4 & 7 - STATISTICS

Competitors Started 19
Planned Start 2025-09-20 @ 11:10:00.000
Actual Start 2025-09-20 @ 11:11:13.149
Finish Time 2025-09-20 @ 11:31:14.861
Track Length 2.4873mi.
Total Laps 179
Total Distance Covered 445.2354mi.

Session Fastest Lap History

NO	NAME	LAP TIME	TIME OF DAY	LAP	VEHICLE
68	Martin MASON	1:59.447	11:13:44.284	1	Porsche Boxster S 3.2
8	Bertie BREAM	1:54.439	11:13:55.024	1	Porsche Boxster S 3.2
8	Bertie BREAM	1:48.584	11:15:43.607	2	Porsche Boxster S 3.2
8	Bertie BREAM	1:47.936	11:17:31.544	3	Porsche Boxster S 3.2
23	Max WATT	1:47.508	11:17:56.279	3	Porsche Boxster S 3.2
8	Bertie BREAM	1:47.094	11:21:06.350	5	Porsche Boxster S 3.2
23	Max WATT	1:46.523	11:23:18.198	6	Porsche Boxster S 3.2
23	Max WATT	1:46.085	11:26:51.050	8	Porsche Boxster S 3.2

Flag History


TYPE	TIME OF DAY
GREEN	11:11:13.149
FINISH	11:31:14.861

Flag Statistics

TYPE	COUNT	TOTAL LAPS	TOTAL TIME
Green	1	11	24:16.876
Red	0	0	0.000
Safety Car	0	0	0.000
FCY	0	0	0.000

Porsche Club Motorsport Boxster Cup

RACE 4 - GRID (25 minutes)

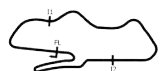
ROW 10		19	2:01.032	91 Adam SPENCER			
ROW 9	17	1:56.668	99 Graham HEARD	18	1:58.739	18 Eva NOLAN	
ROW 8		15	1:54.040	38 Eric BRIDGES	16	1:56.403	64 David HUSSEY
ROW 7	13	1:53.629	71 Simon DYE	14	1:53.937	46 Tom HALE	
ROW 6		11	1:51.167	96 Charlie DYE	12	1:52.843	60 Tony LEVY
ROW 5	9	1:50.227	11 Tony JONES	10	1:51.114	68 Martin MASON	
ROW 4		7	1:49.429	3 Matthew SHEARS	8	1:49.580	6 Mike THOMPSON
ROW 3	5	1:48.846	51 Stuart WARNER	6	1:49.199	81 Perry DARLING	
ROW 2		3	1:48.200	86 Ben GREWCOCK	4	1:48.337	13 Brenden HAFFNER
ROW 1	1	1:46.085	23 Max WATT	2	1:47.094	8 Bertie BREAM	
Pole							
							

These results are provisional until the conclusion of any judicial and technical matters.

Donington Park GP: 2.4873 miles


Clerk Of Course: Andy Stevens

Timekeeper: Nick Palmer



Porsche Club Motorsport Boxster Cup

RACE 7 - GRID (25 minutes)

ROW 10		19	91 Adam SPENCER	2:01.327	
ROW 9	17	64 David HUSSEY		1:57.147	18 18 Eva NOLAN
ROW 8		15	46 Tom HALE	1:54.484	16 99 Graham HEARD
ROW 7	13	71 Simon DYE		1:53.838	14 38 Eric BRIDGES
ROW 6		11	96 Charlie DYE	1:52.024	12 60 Tony LEVY
ROW 5	9	11 Tony JONES		1:50.451	10 68 Martin MASON
ROW 4		7	6 Mike THOMPSON	1:49.791	8 81 Perry DARLING
ROW 3	5	51 Stuart WARNER		1:49.185	6 3 Matthew SHEARS
ROW 2		3	86 Ben GREWCOCK	1:48.651	4 13 Brenden HAFFNER
ROW 1	1	23 Max WATT		1:46.523	2 8 Bertie BREAM
Pole					
					

These results are provisional until the conclusion of any judicial and technical matters.

Donington Park GP: 2.4873 miles

Clerk Of Course: Andy Stevens

Timekeeper: Nick Palmer



Porsche Club Motorsport Boxster Cup

RACE 4 - CLASSIFICATION - AMENDED 2

Race Distance: 14 Laps / 34.82 miles

POS	NO	NAME	ENTRY	LAPS	TIME	GAP	DIFF	MPH	BEST	ON	GRD	↑↓
1	23	Max WATT	Porsche Boxster S 3.2	14	25:33.477			81.66	1:46.657	11	1	0
2	8*	Bertie BREAM	Porsche Boxster S 3.2	14	25:33.958	0.481	0.481	81.63	1:47.695	9	2	0
3	86	Ben GREWCOCK	Porsche Boxster S 3.2	14	25:48.223	14.746	14.265	80.88	1:48.895	10	3	0
4	13	Brenden HAFFNER	Porsche Boxster S 3.2	14	25:58.106	24.629	9.883	80.37	1:48.646	9	4	0
5	96*	Charlie DYE	Porsche Boxster S 3.2	14	26:06.635	33.158	8.529	79.93	1:48.327	10	11	6
6	6	Mike THOMPSON	Porsche Boxster S 3.2	14	26:25.141	51.664	18.506	78.99	1:48.419	8	8	2
7	11	Tony JONES	Porsche Boxster S 3.2	14	26:28.079	54.602	2.938	78.85	1:51.746	9	9	2
8	81	Perry DARLING	Porsche Boxster S 3.2	14	26:28.357	54.880	0.278	78.83	1:49.055	5	6	-2
9	51	Stuart WARNER	Porsche Boxster S 3.2	14	26:43.455	1:09.978	15.098	78.09	1:50.452	7	5	-4
10	3	Matthew SHEARS	Porsche Boxster S 3.2	14	26:54.544	1:21.067	11.089	77.56	1:50.540	11	7	-3
11	46	Tom HALE	Porsche Boxster S 3.2	14	26:58.772	1:25.295	4.228	77.35	1:53.753	14	14	3
12	71	Simon DYE	Porsche Boxster S 3.2	14	27:11.464	1:37.987	12.692	76.75	1:53.368	9	13	1
13	38	Eric BRIDGES	Porsche Boxster S 3.2	14	27:19.495	1:46.018	8.031	76.38	1:52.787	10	15	2
14	60	Tony LEVY	Porsche Boxster S 3.2	14	27:20.410	1:46.933	0.915	76.33	1:53.473	10	12	-2
15	68	Martin MASON	Porsche Boxster S 3.2	13	25:53.042	1 Lap	1 Lap	74.86	1:54.502	10	10	-5
16	91	Adam SPENCER	Porsche Boxster S 3.2	13	26:22.246	1 Lap	29.204	73.48	1:57.934	8	19	3
17	18	Eva NOLAN	Porsche Boxster S 3.2	13	26:23.146	1 Lap	0.900	73.44	1:58.538	7	18	1

NOT CLASSIFIED

DNF	64	David HUSSEY	Porsche Boxster S 3.2	11	21:49.754	3 Laps	2 Laps	75.09	1:54.615	10	16	
DQ	99*	Graham HEARD	Porsche Boxster S 3.2								17	

FASTEST LAP

23	Max WATT	Porsche Boxster S 3.2	11	1:46.657	83.95 mph	135.11 kph
----	----------	-----------------------	----	----------	-----------	------------

*Car 6 - 30 second penalty - NCR Ch.12 App.7 Art.1.8 refers.
 *Car 99 disqualified from race - NCR Ch.12 App.7 Art.1.8 refers.
 *Car 96 - 15 second accumulative penalty for exceeding track limits.
 *Car 8 - 5 second penalty for exceeding track limits.

Weather / Track : Overcast / Dry

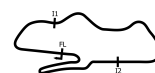
These results are provisional until the conclusion of any judicial and technical matters.

Date: 20/09/2025 Start: 14:33 Finish: 14:58

Donington Park GP: 2.4873 miles

Clerk Of Course: Andy Stevens

Timekeeper: Nick Palmer



Porsche Club Motorsport Boxster Cup

RACE 4 - CLASSIFICATION - AMENDED

Race Distance: 14 Laps / 34.82 miles

POS	NO	NAME	ENTRY	LAPS	TIME	GAP	DIFF	MPH	BEST	ON	GRD	↑↓
1	23	Max WATT	Porsche Boxster S 3.2	14	25:33.477			81.66	1:46.657	11	1	0
2	8*	Bertie BREAM	Porsche Boxster S 3.2	14	25:33.958	0.481	0.481	81.63	1:47.695	9	2	0
3	86	Ben GREWCOCK	Porsche Boxster S 3.2	14	25:48.223	14.746	14.265	80.88	1:48.895	10	3	0
4	6	Mike THOMPSON	Porsche Boxster S 3.2	14	25:55.141	21.664	6.918	80.52	1:48.419	8	8	4
5	13	Brenden HAFFNER	Porsche Boxster S 3.2	14	25:58.106	24.629	2.965	80.37	1:48.646	9	4	-1
6	96*	Charlie DYE	Porsche Boxster S 3.2	14	26:06.635	33.158	8.529	79.93	1:48.327	10	11	5
7	11	Tony JONES	Porsche Boxster S 3.2	14	26:28.079	54.602	21.444	78.85	1:51.746	9	9	2
8	81	Perry DARLING	Porsche Boxster S 3.2	14	26:28.357	54.880	0.278	78.83	1:49.055	5	6	-2
9	51	Stuart WARNER	Porsche Boxster S 3.2	14	26:43.455	1:09.978	15.098	78.09	1:50.452	7	5	-4
10	3	Matthew SHEARS	Porsche Boxster S 3.2	14	26:54.544	1:21.067	11.089	77.56	1:50.540	11	7	-3
11	46	Tom HALE	Porsche Boxster S 3.2	14	26:58.772	1:25.295	4.228	77.35	1:53.753	14	14	3
12	71	Simon DYE	Porsche Boxster S 3.2	14	27:11.464	1:37.987	12.692	76.75	1:53.368	9	13	1
13	38	Eric BRIDGES	Porsche Boxster S 3.2	14	27:19.495	1:46.018	8.031	76.38	1:52.787	10	15	2
14	60	Tony LEVY	Porsche Boxster S 3.2	14	27:20.410	1:46.933	0.915	76.33	1:53.473	10	12	-2
15	68	Martin MASON	Porsche Boxster S 3.2	13	25:53.042	1 Lap	1 Lap	74.86	1:54.502	10	10	-5
16	91	Adam SPENCER	Porsche Boxster S 3.2	13	26:22.246	1 Lap	29.204	73.48	1:57.934	8	19	3
17	18	Eva NOLAN	Porsche Boxster S 3.2	13	26:23.146	1 Lap	0.900	73.44	1:58.538	7	18	1

NOT CLASSIFIED

DNF	64	David HUSSEY	Porsche Boxster S 3.2	11	21:49.754	3 Laps	2 Laps	75.09	1:54.615	10	16	
DQ	99*	Graham HEARD	Porsche Boxster S 3.2								17	

FASTEST LAP

23	Max WATT	Porsche Boxster S 3.2	11	1:46.657	83.95 mph	135.11 kph
----	----------	-----------------------	----	----------	-----------	------------

*Car 99 disqualified from race - NCR Ch.12 App.7 Art.1.8 refers.

*Car 96 - 15 second accumulative penalty for exceeding track limits.

*Car 8 - 5 second penalty for exceeding track limits.

Weather / Track : Overcast / Dry

These results are provisional until the conclusion of any judicial and technical matters.

Date: 20/09/2025 Start: 14:33 Finish: 14:58

Donington Park GP: 2.4873 miles

Clerk Of Course: Andy Stevens

Timekeeper: Nick Palmer



Porsche Club Motorsport Boxster Cup

RACE 4 - CLASSIFICATION

Race Distance: 14 Laps / 34.82 miles

POS	NO	NAME	ENTRY	LAPS	TIME	GAP	DIFF	MPH	BEST	ON	GRD	↑↓
1	23	Max WATT	Porsche Boxster S 3.2	14	25:33.477			81.66	1:46.657	11	1	0
2	8*	Bertie BREAM	Porsche Boxster S 3.2	14	25:33.958	0.481	0.481	81.63	1:47.695	9	2	0
3	86	Ben GREWCOCK	Porsche Boxster S 3.2	14	25:48.223	14.746	14.265	80.88	1:48.895	10	3	0
4	6	Mike THOMPSON	Porsche Boxster S 3.2	14	25:55.141	21.664	6.918	80.52	1:48.419	8	8	4
5	13	Brenden HAFFNER	Porsche Boxster S 3.2	14	25:58.106	24.629	2.965	80.37	1:48.646	9	4	-1
6	96*	Charlie DYE	Porsche Boxster S 3.2	14	26:06.635	33.158	8.529	79.93	1:48.327	10	11	5
7	11	Tony JONES	Porsche Boxster S 3.2	14	26:28.079	54.602	21.444	78.85	1:51.746	9	9	2
8	81	Perry DARLING	Porsche Boxster S 3.2	14	26:28.357	54.880	0.278	78.83	1:49.055	5	6	-2
9	51	Stuart WARNER	Porsche Boxster S 3.2	14	26:43.455	1:09.978	15.098	78.09	1:50.452	7	5	-4
10	3	Matthew SHEARS	Porsche Boxster S 3.2	14	26:54.544	1:21.067	11.089	77.56	1:50.540	11	7	-3
11	46	Tom HALE	Porsche Boxster S 3.2	14	26:58.772	1:25.295	4.228	77.35	1:53.753	14	14	3
12	71	Simon DYE	Porsche Boxster S 3.2	14	27:11.464	1:37.987	12.692	76.75	1:53.368	9	13	1
13	38	Eric BRIDGES	Porsche Boxster S 3.2	14	27:19.495	1:46.018	8.031	76.38	1:52.787	10	15	2
14	60	Tony LEVY	Porsche Boxster S 3.2	14	27:20.410	1:46.933	0.915	76.33	1:53.473	10	12	-2
15	99*	Graham HEARD	Porsche Boxster S 3.2	14	27:21.928	1:48.451	1.518	76.26	1:53.320	9	17	2
16	68	Martin MASON	Porsche Boxster S 3.2	13	25:53.042	1 Lap	1 Lap	74.86	1:54.502	10	10	-6
17	91	Adam SPENCER	Porsche Boxster S 3.2	13	26:22.246	1 Lap	29.204	73.48	1:57.934	8	19	2
18	18	Eva NOLAN	Porsche Boxster S 3.2	13	26:23.146	1 Lap	0.900	73.44	1:58.538	7	18	0

NOT CLASSIFIED

DNF	64	David HUSSEY	Porsche Boxster S 3.2	11	21:49.754	3 Laps	2 Laps	75.09	1:54.615	10	16	
-----	----	--------------	-----------------------	----	-----------	--------	--------	-------	----------	----	----	--

FASTEST LAP

23	Max WATT	Porsche Boxster S 3.2	11	1:46.657	83.95 mph	135.11 kph
----	----------	-----------------------	----	----------	-----------	------------

*Cars 96 & 99 - 15 second accumulative penalty for exceeding track limits.

*Car 8 - 5 second penalty for exceeding track limits.

Weather / Track : Overcast / Dry

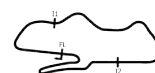
These results are provisional until the conclusion of any judicial and technical matters.

Date: 20/09/2025 Start: 14:33 Finish: 14:58

Donington Park GP: 2.4873 miles

Clerk Of Course: Andy Stevens

Timekeeper: Nick Palmer



Porsche Club Motorsport Boxster Cup

RACE 4 - LAP CHART

LAP 1 @ 14:34:56.976			LAP 2 @ 14:36:47.344			LAP 3 @ 14:38:36.655			LAP 4 @ 14:40:26.159			LAP 5 @ 14:42:14.273		
NO	BEHIND	LAP TIME	NO	BEHIND	LAP TIME	NO	BEHIND	LAP TIME	NO	BEHIND	LAP TIME	NO	BEHIND	LAP TIME
8		1:55.674	8		1:50.368	8		1:49.311	8		1:49.504	8		1:48.114
86	0.878	1:56.552	23	0.203	1:49.171	23	0.345	1:49.453	23	0.317	1:49.476	23	0.221	1:48.018
23	1.400	1:57.074	86	2.127	1:51.617	86	3.639	1:50.823	86	5.257	1:51.122	86	7.354	1:50.211
13	1.922	1:57.596	13	5.729	1:54.175	13	7.458	1:51.040	13	8.477	1:50.523	13	10.190	1:49.827
11	2.930	1:58.604	51	6.287	1:53.258	96	11.354	1:53.963	96	11.489	1:49.639	96	12.813	1:49.438
51	3.397	1:59.071	96	6.702	1:52.803	6	11.774	1:54.205	6	11.903	1:49.633	6	13.493	1:49.704
81	4.009	1:59.683	6	6.880	1:52.020	81	12.287	1:54.409	81	13.170	1:50.387	81	14.111	1:49.055
96	4.267	1:59.941	81	7.189	1:53.548	11	13.465	1:55.178	11	16.394	1:52.433	11	21.334	1:53.054
6	5.228	2:00.902	11	7.598	1:55.036	71	21.650	1:57.301	71	26.756	1:54.610	99	34.052	1:55.059
71	8.749	2:04.423	71	13.660	1:55.279	99	22.140	1:54.930	99	27.107	1:54.471	71	34.850	1:56.208
99	10.428	2:06.102	99	16.521	1:56.461	46	25.127	1:56.131	46	29.561	1:53.938	46	35.394	1:53.947
46	12.228	2:07.902	46	18.307	1:56.447	51	31.055	2:14.079	51	34.336	1:52.785	51	37.930	1:51.708
64	12.697	2:08.371	60	28.928	2:05.977	60	36.026	1:56.409	60	43.134	1:56.612	60	51.093	1:56.073
60	13.319	2:08.993	68	29.784	1:59.472	38	42.377	1:57.590	38	49.289	1:56.416	38	56.293	1:55.118
38	13.444	2:09.118	18	33.371	2:07.517	18	47.156	2:03.096	3	50.535	1:52.589	3	56.533	1:54.112
18	16.222	2:11.896	38	34.098	2:11.022	3	47.450	1:54.669	64	57.693	1:58.995	64	1:05.726	1:56.147
91	17.255	2:12.929	91	34.985	2:08.098	64	48.202	2:02.069	68	1:00.082	1:58.961	68	1:11.353	1:59.385
68	20.680	2:16.354	64	35.444	2:13.115	91	49.455	2:03.781	18	1:00.151	2:02.499	91	1:14.056	1:59.737
3	37.097	2:32.771	3	42.092	1:55.363	68	50.625	2:10.152	91	1:02.433	2:02.482	18	1:14.107	2:02.070

Porsche Club Motorsport Boxster Cup

RACE 4 - LAP CHART

LAP 6 @ 14:44:02.038			LAP 7 @ 14:45:49.913			LAP 8 @ 14:47:37.851			LAP 9 @ 14:49:25.546			LAP 10 @ 14:51:13.980		
NO	BEHIND	LAP TIME	NO	BEHIND	LAP TIME	NO	BEHIND	LAP TIME	NO	BEHIND	LAP TIME	NO	BEHIND	LAP TIME
8		1:47.765	8		1:47.875	8		1:47.938	8		1:47.695	8		1:48.434
23	0.962	1:48.506	23	0.404	1:47.317	23	0.632	1:48.166	18	1 Lap	1:59.049	23	4.110	1:51.006
86	9.681	1:50.092	86	11.513	1:49.707	86	12.958	1:49.383	23	1.538	1:48.601	91	1 Lap	2:00.317
13	12.488	1:50.063	13	14.054	1:49.441	13	15.501	1:49.385	86	14.434	1:49.171	18	1 Lap	1:59.176
96	14.939	1:49.891	96	16.359	1:49.295	96	17.163	1:48.742	13	16.452	1:48.646	86	14.895	1:48.895
81	16.213	1:49.867	6	17.743	1:49.182	6	18.224	1:48.419	96	17.896	1:48.428	13	16.694	1:48.676
6	16.436	1:50.708	81	19.956	1:51.618	11	34.893	1:52.287	6	19.945	1:49.416	96	17.789	1:48.327
11	25.466	1:51.897	11	30.544	1:52.953	81	41.174	2:09.156	11	38.944	1:51.746	6	20.903	1:49.392
99	43.002	1:56.715	51	45.945	1:50.452	51	50.180	1:52.173	81	43.337	1:49.858	11	42.665	1:52.155
51	43.368	1:53.203	71	50.418	1:53.796	71	57.291	1:54.811	51	55.110	1:52.625	81	45.300	1:50.397
71	44.497	1:57.412	99	51.223	1:56.096	46	57.433	1:53.854	71	1:02.964	1:53.368	51	58.342	1:51.666
46	45.057	1:57.428	46	51.517	1:54.335	99	58.399	1:55.114	46	1:03.564	1:53.826	46	1:09.081	1:53.951
60	58.784	1:55.456	3	1:04.915	1:51.361	3	1:10.096	1:53.119	99	1:04.024	1:53.320	71	1:09.348	1:54.818
3	1:01.429	1:52.661	60	1:06.055	1:55.146	60	1:13.053	1:54.936	3	1:13.345	1:50.944	99	1:10.010	1:54.420
38	1:03.510	1:54.982	38	1:10.743	1:55.108	38	1:16.603	1:53.798	60	1:19.658	1:54.300	3	1:15.868	1:50.957
64	1:13.445	1:55.484	64	1:21.093	1:55.523	64	1:28.487	1:55.332	38	1:22.589	1:53.681	60	1:24.697	1:53.473
68	1:19.480	1:55.892	68	1:26.145	1:54.540	68	1:33.383	1:55.176	64	1:35.548	1:54.756	38	1:26.942	1:52.787
91	1:26.005	1:59.714	91	1:36.336	1:58.206	91	1:46.332	1:57.934	68	1:40.612	1:54.924	64	1:41.729	1:54.615
18	1:27.061	2:00.719	18	1:37.724	1:58.538							68	1:46.680	1:54.502

Porsche Club Motorsport Boxster Cup

RACE 4 - LAP CHART

LAP 11 @ 14:53:02.298			LAP 12 @ 14:54:51.464			LAP 13 @ 14:56:40.713			LAP 14 @ 14:58:30.260		
NO	BEHIND	LAP TIME	NO	BEHIND	LAP TIME	NO	BEHIND	LAP TIME	NO	BEHIND	LAP TIME
8		1:48.318	8		1:49.166	8		1:49.249	8		1:49.547
23	2.449	1:46.657	23	1.598	1:48.315	23	3.381	1:51.032	23	4.519	1:50.685
86	16.454	1:49.877	68	1 Lap	1:56.741	68	1 Lap	1:57.077	86	19.265	1:52.515
13	17.513	1:49.137	86	16.643	1:49.355	86	16.297	1:48.903	96	22.677	1:50.079
96	21.621	1:52.150	13	19.936	1:51.589	96	22.145	1:49.925	68	1 Lap	1:59.866
91	1 Lap	2:00.262	96	21.469	1:49.014	13	24.446	1:53.759	6	26.183	1:51.125
6	23.113	1:50.528	6	23.908	1:49.961	6	24.605	1:49.946	13	29.148	1:54.249
18	1 Lap	2:00.554	91	1 Lap	1:58.976	91	1 Lap	2:00.751	91	1 Lap	1:59.059
11	46.407	1:52.060	18	1 Lap	1:59.527	18	1 Lap	1:59.836	18	1 Lap	1:58.669
81	47.079	1:50.097	11	49.800	1:52.559	11	55.042	1:54.491	11	59.121	1:53.626
51	1:02.555	1:52.531	81	50.355	1:52.442	81	56.180	1:55.074	81	59.399	1:52.766
46	1:15.481	1:54.718	51	1:05.921	1:52.532	51	1:10.727	1:54.055	51	1:14.497	1:53.317
71	1:16.252	1:55.222	46	1:20.558	1:54.243	3	1:23.746	1:52.196	3	1:25.586	1:51.387
99	1:16.901	1:55.209	3	1:20.799	1:51.875	46	1:25.608	1:54.299	46	1:29.814	1:53.753
3	1:18.090	1:50.540	71	1:21.801	1:54.715	71	1:27.171	1:54.619	99	1:37.970	1:59.822
60	1:30.502	1:54.123	99	1:22.902	1:55.167	99	1:27.695	1:54.042	71	1:42.506	2:04.882
38	1:33.899	1:55.275	60	1:35.847	1:54.511	60	1:43.703	1:57.105	38	1:50.537	1:55.748
64	1:48.758	1:55.347	38	1:39.192	1:54.459	38	1:44.336	1:54.393	60	1:51.452	1:57.296

Porsche Club Motorsport Boxster Cup

RACE 4 - POSITION CHART WITH INTERMEDIATES

No	Name	Lap		Intermediates																																			
		Pos	L0 - Int1-M	L0 - Int2-M	L1 - Finish	L1 - Int1-M	L1 - Int2-M	L2 - Finish	L2 - Int1-M	L2 - Int2-M	L3 - Finish	L3 - Int1-M	L3 - Int2-M	L4 - Finish	L4 - Int1-M	L4 - Int2-M	L5 - Finish	L5 - Int1-M	L5 - Int2-M	L6 - Finish	L6 - Int1-M	L6 - Int2-M	L7 - Finish	L7 - Int1-M	L7 - Int2-M	L8 - Finish	L8 - Int1-M	L8 - Int2-M	L9 - Finish	L9 - Int1-M	L9 - Int2-M	L10 - Finish	L10 - Int1-M	L10 - Int2-M					
23	WATT	1	8	8	8	8	8	8	8	8	8	8	8	8	8	8	8	8	8	8	8	8	8	8	8	8	8	8	8	8	8	8	8	8	8	8	8		
8	BREAM	2	86	86	86	86	23	23	23	23	23	23	23	23	23	23	23	23	23	23	23	23	23	23	23	23	23	23	23	23	23	23	23	23	23	23	23		
86	GREWCOCK	3	13	13	23	23	86	86	86	86	86	86	86	86	86	86	86	86	86	86	86	86	86	86	86	86	86	86	86	86	86	86	86	86	86	86	86	86	
13	HAFFNER	4	23	23	13	13	13	13	13	13	13	13	13	13	13	13	13	13	13	13	13	13	13	13	13	13	13	13	13	13	13	13	13	13	13	13	13	13	
51	WARNER	5	11	11	11	11	11	51	51	51	96	96	96	96	96	96	96	96	96	96	96	96	96	96	96	96	96	96	96	96	96	96	96	96	96	96	96	96	
81	DARLING	6	51	51	51	51	51	96	6	6	6	6	6	6	6	6	6	6	6	6	6	81	81	6	6	6	6	6	6	6	6	6	6	6	6	6	6	6	
3	SHEARS	7	81	81	81	81	81	6	96	96	81	81	81	81	81	81	81	81	81	81	81	6	6	81	81	81	11	11	11	11	11	11	11	11	11	11	11	11	11
6	THOMPSON	8	96	96	96	96	96	81	81	81	11	11	11	11	11	11	11	11	11	11	11	11	11	11	11	11	11	81	81	81	81	81	81	81	81	81	81	81	81
11	JONES	9	3	6	6	6	6	11	11	11	71	71	71	71	71	99	99	99	99	99	99	51	51	51	51	51	51	51	51	51	51	51	51	51	51	51	51	51	
68	MASON	10	6	68	71	71	71	71	71	71	99	99	99	99	99	99	71	71	71	51	51	99	99	71	71	71	71	71	71	71	71	71	71	71	71	71	71	71	71
96	DYE	11	68	71	99	99	99	99	99	99	99	46	46	46	46	46	46	46	46	46	46	71	71	71	71	99	46	46	46	46	46	46	46	46	46	46	46	46	46
60	LEVY	12	71	99	46	46	46	46	46	46	51	51	51	51	51	51	51	51	51	51	46	46	46	46	46	46	99	99	99	99	99	99	99	99	99	99	99	99	
71	DYE	13	99	60	64	64	60	60	60	60	60	60	60	60	60	60	60	60	60	60	60	60	60	60	60	60	60	60	60	60	60	60	60	60	60	60	60	60	60
46	HALE	14	60	46	60	60	68	68	68	68	38	38	38	38	38	38	38	38	38	38	38	38	38	38	38	38	38	38	38	38	38	38	38	38	38	38	38	38	38
38	BRIDGES	15	46	64	38	38	18	18	18	38	18	3	3	3	3	3	3	3	38	38	38	38	38	38	38	38	38	38	38	38	38	38	38	38	38	38	38	38	38
64	HUSSEY	16	64	18	18	18	91	38	38	18	3	18	18	64	64	64	64	64	64	64	64	64	64	64	64	64	64	64	64	64	64	64	64	64	64	64	64	64	64
99	HEARD	17	18	38	91	91	38	91	91	91	64	64	64	68	68	68	68	68	68	68	68	68	68	68	68	68	68	68	68	68	68	68	68	68	68	68	68	68	68
18	NOLAN	18	38	91	68	68	64	64	64	64	91	91	91	18	18	18	91	18	91	91	91	91	91	91	91	91	91	91	91	91	91	91	91	91	91	91	91	91	91
91	SPENCER	19	91	3	3	3	3	3	3	3	68	68	68	91	91	91	18	91	18	18	18	18	18	18	18	18	18	18	18	18	18	18	18	18	18	18	18	18	18

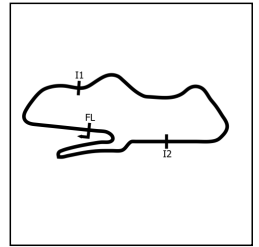
Porsche Club Motorsport Boxster Cup

RACE 4 - POSITION CHART WITH INTERMEDIATES

No	Name	Lap											
		Pos	L11 - Finish	L11 - Int-M	L11 - Int2-M	L12 - Finish	L12 - Int-M	L12 - Int2-M	L13 - Finish	L13 - Int-M	L13 - Int2-M	L14 - Finish	
23	WATT	1	8	8	8	8	8	8	8	8	8	8	8
8	BREAM	2	23	23	23	23	23	23	23	23	23	23	23
86	GREWCOCK	3	86	86	86	86	86	86	86	86	86	86	86
13	HAFFNER	4	13	13	13	13	13	13	96	96	96	96	96
51	WARNER	5	96	96	96	96	96	96	13	6	6	6	6
81	DARLING	6	6	6	6	6	6	6	6	13	13	13	13
3	SHEARS	7	11	11	11	11	11	11	11	11	11	11	11
6	THOMPSON	8	81	81	81	81	81	81	81	81	81	81	81
11	JONES	9	51	51	51	51	51	51	51	51	51	51	51
68	MASON	10	46	46	46	46	46	3	3	3	3	3	3
96	DYE	11	71	71	71	3	3	46	46	46	46	46	46
60	LEVY	12	99	99	3	71	71	71	71	71	71	99	99
71	DYE	13	3	3	99	99	99	99	99	99	99	99	71
46	HALE	14	60	60	60	60	60	60	60	60	38	38	38
38	BRIDGES	15	38	38	38	38	38	38	38	38	60	60	60
64	HUSSEY	16	64	64	68	68	68	68	68	68			
99	HEARD	17	68	68	91	91	91	91	91	91			
18	NOLAN	18	91	91	18	18	18	18	18	18			
91	SPENCER	19	18	18									

Porsche Club Motorsport Boxster Cup

RACE 4 - SECTOR ANALYSIS



SECTOR 1 = FL to I1, SECTOR 2 = I1 to I2, SECTOR 3 = I2 to FL, DIFF = Difference To Personal Best Lap, P = Crossed Finish Line in Pit Lane, D = Time Disallowed

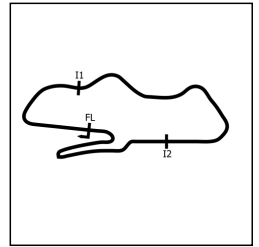
P1 23		Max WATT		Porsche Boxster S 3.2			
IDEAL LAP TIME : 1:46.625		BEST LAP TIME : 1:46.657		DIFFERENCE : 0.032			
LAP	SECTOR 1	SECTOR 2	SECTOR 3	LAP TIME	MPH	DIFF	TIME OF DAY
1 -		44.096	43.523	1:57.074	76.48	10.417	14:34:58.376
2 -	24.209	43.690	41.272	1:49.171	82.02	2.514	14:36:47.547
3 -	24.470	43.277	41.706	1:49.453	81.81	2.796	14:38:37.000
4 -	23.993	44.204	41.279	1:49.476	81.79	2.819	14:40:26.476
5 -	23.763	43.377	40.878	1:48.018 (3)	82.89	1.361	14:42:14.494
6 -	23.879	42.635	41.992	1:48.506	82.52	1.849	14:44:03.000
7 -	23.908	42.536	40.873	1:47.317 (2)	83.43	0.660	14:45:50.317
8 -	23.707	43.244	41.215	1:48.166	82.78	1.509	14:47:38.483
9 -	23.740	42.305	42.556	1:48.601	82.45	1.944	14:49:27.084
10 -	24.359	44.982	41.665	1:51.006	80.66	4.349	14:51:18.090
11 -	23.564	42.188	40.905	1:46.657 (1)	83.95		14:53:04.747
12 -	23.643	42.323	42.349	1:48.315	82.67	1.658	14:54:53.062
13 -	23.775	46.195	41.062	1:51.032	80.64	4.375	14:56:44.094
14 -	24.110	43.342	43.233	1:50.685	80.90	4.028	14:58:34.779

P2 8		Bertie BREAM		Porsche Boxster S 3.2			
IDEAL LAP TIME : 1:47.233		BEST LAP TIME : 1:47.695		DIFFERENCE : 0.462			
LAP	SECTOR 1	SECTOR 2	SECTOR 3	LAP TIME	MPH	DIFF	TIME OF DAY
1 -		44.451	43.140	1:55.674	77.41	7.979	14:34:56.976
2 -	24.754	43.784	41.830	1:50.368	81.13	2.673	14:36:47.344
3 -	24.146	43.293	41.872	1:49.311	81.91	1.616	14:38:36.655
4 -	24.033	44.149	41.322	1:49.504	81.77	1.809	14:40:26.159
5 -	23.881	42.958	41.275	1:48.114	82.82	0.419	14:42:14.273
6 -	23.831	42.654	41.280	1:47.765 (2)	83.09	0.070	14:44:02.038
7 -	23.923	42.540	41.412	1:47.875 (3)	83.00	0.180	14:45:49.913
8 -	23.847	43.208	40.883	1:47.938	82.95	0.243	14:47:37.851
9 -	23.934	42.519	41.242	1:47.695 (1)	83.14		14:49:25.546
10 -	24.211	42.697	41.526	1:48.434	82.57	0.739	14:51:13.980
11 -	23.947	42.863	41.508	1:48.318	82.66	0.623	14:53:02.298
12 -	24.057	43.733	41.376	1:49.166	82.02	1.471	14:54:51.464
13 -	24.206	43.154	41.889	1:49.249	81.96	1.554	14:56:40.713
14 -	24.570	43.062	41.915	1:49.547	81.74	1.852	14:58:30.260

P3 86		Ben GREWCOCK		Porsche Boxster S 3.2			
IDEAL LAP TIME : 1:48.494		BEST LAP TIME : 1:48.895		DIFFERENCE : 0.401			
LAP	SECTOR 1	SECTOR 2	SECTOR 3	LAP TIME	MPH	DIFF	TIME OF DAY
1 -		44.354	43.445	1:56.552	76.82	7.657	14:34:57.854
2 -	24.524	44.616	42.477	1:51.617	80.22	2.722	14:36:49.471
3 -	24.445	43.889	42.489	1:50.823	80.79	1.928	14:38:40.294
4 -	24.555	44.253	42.314	1:51.122	80.58	2.227	14:40:31.416
5 -	24.305	43.494	42.412	1:50.211	81.24	1.316	14:42:21.627
6 -	24.186	43.339	42.567	1:50.092	81.33	1.197	14:44:11.719
7 -	24.356	43.660	41.691	1:49.707	81.62	0.812	14:46:01.426
8 -	24.089	43.337	41.957	1:49.383	81.86	0.488	14:47:50.809
9 -	24.066	43.056	42.049	1:49.171 (3)	82.02	0.276	14:49:39.980
10 -	24.022	43.139	41.734	1:48.895 (1)	82.23		14:51:28.875
11 -	24.121	44.168	41.588	1:49.877	81.49	0.982	14:53:18.752
12 -	24.369	43.122	41.864	1:49.355	81.88	0.460	14:55:08.107
13 -	24.287	42.884	41.732	1:48.903 (2)	82.22	0.008	14:56:57.010
14 -	24.519	45.632	42.364	1:52.515	79.58	3.620	14:58:49.525

Porsche Club Motorsport Boxster Cup

RACE 4 - SECTOR ANALYSIS



SECTOR 1 = FL to I1, SECTOR 2 = I1 to I2, SECTOR 3 = I2 to FL, DIFF = Difference To Personal Best Lap, P = Crossed Finish Line in Pit Lane, D = Time Disallowed

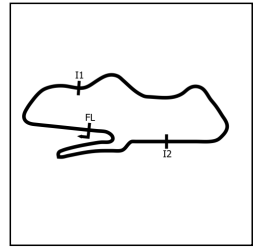
P4 6		Mike THOMPSON		Porsche Boxster S 3.2			
IDEAL LAP TIME : 1:48.419		BEST LAP TIME : 1:48.419		DIFFERENCE : 0.000			
LAP	SECTOR 1	SECTOR 2	SECTOR 3	LAP TIME	MPH	DIFF	TIME OF DAY
1 -		46.665	42.758	2:00.902	74.06	12.483	14:35:02.204
2 -	24.485	44.030	43.505	1:52.020	79.93	3.601	14:36:54.224
3 -	24.534	44.061	45.610	1:54.205	78.40	5.786	14:38:48.429
4 -	24.295	43.399	41.939	1:49.633	81.67	1.214	14:40:38.062
5 -	24.220	43.394	42.090	1:49.704	81.62	1.285	14:42:27.766
6 -	24.558	43.356	42.794	1:50.708	80.88	2.289	14:44:18.474
7 -	24.319	42.821	42.042	1:49.182 (2)	82.01	0.763	14:46:07.656
8 -	24.162	42.790	41.467	1:48.419 (1)	82.59		14:47:56.075
9 -	24.247	43.192	41.977	1:49.416	81.83	0.997	14:49:45.491
10 -	24.169	43.205	42.018	1:49.392 (3)	81.85	0.973	14:51:34.883
11 -	24.383	43.994	42.151	1:50.528	81.01	2.109	14:53:25.411
12 -	24.632	43.109	42.220	1:49.961	81.43	1.542	14:55:15.372
13 -	24.303	43.629	42.014	1:49.946	81.44	1.527	14:57:05.318
14 -	25.021	43.679	42.425	1:51.125	80.58	2.706	14:58:56.443

P5 13		Brenden HAFFNER		Porsche Boxster S 3.2			
IDEAL LAP TIME : 1:48.340		BEST LAP TIME : 1:48.646		DIFFERENCE : 0.306			
LAP	SECTOR 1	SECTOR 2	SECTOR 3	LAP TIME	MPH	DIFF	TIME OF DAY
1 -		44.231	44.097	1:57.596	76.14	8.950	14:34:58.898
2 -	24.616	45.477	44.082	1:54.175	78.42	5.529	14:36:53.073
3 -	24.439	43.782	42.819	1:51.040	80.64	2.394	14:38:44.113
4 -	24.389	43.787	42.347	1:50.523	81.01	1.877	14:40:34.636
5 -	24.476	43.507	41.844	1:49.827	81.53	1.181	14:42:24.463
6 -	24.494	43.659	41.910	1:50.063	81.35	1.417	14:44:14.526
7 -	24.939	42.810	41.692	1:49.441	81.81	0.795	14:46:03.967
8 -	24.393	43.176	41.816	1:49.385	81.86	0.739	14:47:53.352
9 -	24.092	42.902	41.652	1:48.646 (1)	82.41		14:49:41.998
10 -	24.231	42.893	41.552	1:48.676 (2)	82.39	0.030	14:51:30.674
11 -	24.030	43.427	41.680	1:49.137 (3)	82.04	0.491	14:53:19.811
12 -	23.978	45.243	42.368	1:51.589	80.24	2.943	14:55:11.400
13 -	24.067	44.891	44.801	1:53.759	78.71	5.113	14:57:05.159
14 -	25.401	44.045	44.803	1:54.249	78.37	5.603	14:58:59.408

P6 96		Charlie DYE		Porsche Boxster S 3.2			
IDEAL LAP TIME : 1:48.061		BEST LAP TIME : 1:48.327		DIFFERENCE : 0.266			
LAP	SECTOR 1	SECTOR 2	SECTOR 3	LAP TIME	MPH	DIFF	TIME OF DAY
1 -		45.361	43.612	1:59.941	74.65	11.614	14:35:01.243
2 -	24.783	44.615	43.405	1:52.803	79.38	4.476	14:36:54.046
3 -	24.930	44.287	44.746	1:53.963	78.57	5.636	14:38:48.009
4 -	24.176	43.400	42.063	1:49.639	81.67	1.312	14:40:37.648
5 -	23.999	43.601	41.838	1:49.438	81.82	1.111	14:42:27.086
6 -	24.486	42.979	42.426	1:49.891	81.48	1.564	14:44:16.977
7 -	24.249	43.179	41.867	1:49.295	81.92	0.968	14:46:06.272
8 -	24.326	42.769	41.647	1:48.742 (3)	82.34	0.415	14:47:55.014
9 -	23.868	43.128	41.432	1:48.428 (2)	82.58	0.101	14:49:43.442
10 -	23.897	42.761	41.669	1:48.327 (1)	82.66		14:51:31.769
11 -	24.521	43.705	43.924	1:52.150	79.84	3.823	14:53:23.919
12 -	24.299	42.909	41.806	1:49.014	82.14	0.687	14:55:12.933
13 -	24.109	43.336	42.480	1:49.925	81.45	1.598	14:57:02.858
14 -	25.048	43.153	41.878	1:50.079	81.34	1.752	14:58:52.937

Porsche Club Motorsport Boxster Cup

RACE 4 - SECTOR ANALYSIS



SECTOR 1 = FL to I1, SECTOR 2 = I1 to I2, SECTOR 3 = I2 to FL, DIFF = Difference To Personal Best Lap, P = Crossed Finish Line in Pit Lane, D = Time Disallowed

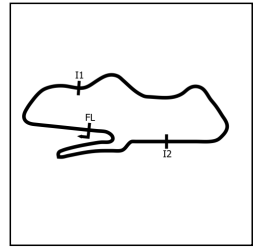
P7 11		Tony JONES		Porsche Boxster S 3.2			
IDEAL LAP TIME : 1:51.151		BEST LAP TIME : 1:51.746		DIFFERENCE : 0.595			
LAP	SECTOR 1	SECTOR 2	SECTOR 3	LAP TIME	MPH	DIFF	TIME OF DAY
1 -		44.837	43.789	1:58.604	75.49	6.858	14:34:59.906
2 -	24.699	44.481	45.856	1:55.036	77.84	3.290	14:36:54.942
3 -	25.323	45.713	44.142	1:55.178	77.74	3.432	14:38:50.120
4 -	24.754	44.334	43.345	1:52.433	79.64	0.687	14:40:42.553
5 -	24.931	44.927	43.196	1:53.054	79.20	1.308	14:42:35.607
6 -	24.637	43.774	43.486	1:51.897 (2)	80.02	0.151	14:44:27.504
7 -	25.156	44.375	43.422	1:52.953	79.27	1.207	14:46:20.457
8 -	24.955	44.573	42.759	1:52.287	79.74	0.541	14:48:12.744
9 -	24.833	44.092	42.821	1:51.746 (1)	80.13		14:50:04.490
10 -	24.836	44.184	43.135	1:52.155	79.84	0.409	14:51:56.645
11 -	25.176	44.144	42.740	1:52.060 (3)	79.90	0.314	14:53:48.705
12 -	24.691	44.459	43.409	1:52.559	79.55	0.813	14:55:41.264
13 -	25.432	44.630	44.429	1:54.491	78.21	2.745	14:57:35.755
14 -	24.951	44.215	44.460	1:53.626	78.80	1.880	14:59:29.381

P8 81		Perry DARLING		Porsche Boxster S 3.2			
IDEAL LAP TIME : 1:48.880		BEST LAP TIME : 1:49.055		DIFFERENCE : 0.175			
LAP	SECTOR 1	SECTOR 2	SECTOR 3	LAP TIME	MPH	DIFF	TIME OF DAY
1 -		44.803	44.083	1:59.683	74.81	10.628	14:35:00.985
2 -	24.723	44.287	44.538	1:53.548	78.86	4.493	14:36:54.533
3 -	25.424	43.587	45.398	1:54.409	78.26	5.354	14:38:48.942
4 -	24.391	43.621	42.375	1:50.387	81.11	1.332	14:40:39.329
5 -	24.282	42.818	41.955	1:49.055 (1)	82.10		14:42:28.384
6 -	24.522	43.035	42.310	1:49.867 (3)	81.50	0.812	14:44:18.251
7 -	24.321	44.829	42.468	1:51.618	80.22	2.563	14:46:09.869
8 -	24.246	1:02.057	42.853	2:09.156	69.33	20.101	14:48:19.025
9 -	24.296	43.186	42.376	1:49.858 (2)	81.50	0.803	14:50:08.883
10 -	24.380	43.616	42.401	1:50.397	81.11	1.342	14:51:59.280
11 -	24.107	43.183	42.807	1:50.097	81.33	1.042	14:53:49.377
12 -	24.428	45.704	42.310	1:52.442	79.63	3.387	14:55:41.819
13 -	25.395	44.186	45.493	1:55.074	77.81	6.019	14:57:36.893
14 -	24.511	43.557	44.698	1:52.766	79.40	3.711	14:59:29.659

P9 51		Stuart WARNER		Porsche Boxster S 3.2			
IDEAL LAP TIME : 1:50.238		BEST LAP TIME : 1:50.452		DIFFERENCE : 0.214			
LAP	SECTOR 1	SECTOR 2	SECTOR 3	LAP TIME	MPH	DIFF	TIME OF DAY
1 -		45.128	43.637	1:59.071	75.20	8.619	14:35:00.373
2 -	25.005	44.225	44.028	1:53.258	79.06	2.806	14:36:53.631
3 -	24.930	44.126	1:05.023	2:14.079	66.78	23.627	14:39:07.710
4 -	25.104	44.782	42.899	1:52.785	79.39	2.333	14:41:00.495
5 -	25.152	44.344	42.212	1:51.708 (3)	80.15	1.256	14:42:52.203
6 -	24.678	44.448	44.077	1:53.203	79.10	2.751	14:44:45.406
7 -	24.325	43.754	42.373	1:50.452 (1)	81.07		14:46:35.858
8 -	24.272	44.223	43.678	1:52.173	79.82	1.721	14:48:28.031
9 -	24.682	44.688	43.255	1:52.625	79.50	2.173	14:50:20.656
10 -	24.671	44.183	42.812	1:51.666 (2)	80.18	1.214	14:52:12.322
11 -	24.681	44.734	43.116	1:52.531	79.57	2.079	14:54:04.853
12 -	24.562	44.777	43.193	1:52.532	79.57	2.080	14:55:57.385
13 -	25.950	44.695	43.410	1:54.055	78.50	3.603	14:57:51.440
14 -	25.081	44.967	43.269	1:53.317	79.02	2.865	14:59:44.757

Porsche Club Motorsport Boxster Cup

RACE 4 - SECTOR ANALYSIS



SECTOR 1 = FL to I1, SECTOR 2 = I1 to I2, SECTOR 3 = I2 to FL, DIFF = Difference To Personal Best Lap, P = Crossed Finish Line in Pit Lane, D = Time Disallowed

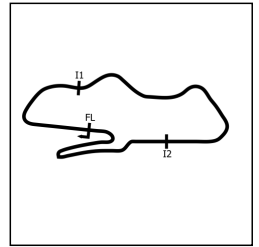
P10 3		Matthew SHEARS		Porsche Boxster S 3.2			
IDEAL LAP TIME : 1:50.099		BEST LAP TIME : 1:50.540		DIFFERENCE : 0.441			
LAP	SECTOR 1	SECTOR 2	SECTOR 3	LAP TIME	MPH	DIFF	TIME OF DAY
1 -		1:16.421	45.002	2:32.771	58.61	42.231	14:35:34.073
2 -	25.896	46.145	43.322	1:55.363	77.61	4.823	14:37:29.436
3 -	25.383	44.459	44.827	1:54.669	78.08	4.129	14:39:24.105
4 -	25.463	44.325	42.801	1:52.589	79.53	2.049	14:41:16.694
5 -	25.033	45.171	43.908	1:54.112	78.47	3.572	14:43:10.806
6 -	25.649	44.203	42.809	1:52.661	79.48	2.121	14:45:03.467
7 -	24.233	44.155	42.973	1:51.361	80.40	0.821	14:46:54.828
8 -	24.673	44.120	44.326	1:53.119	79.15	2.579	14:48:47.947
9 -	24.362	43.515	43.067	1:50.944 (2)	80.71	0.404	14:50:38.891
10 -	24.482	43.657	42.818	1:50.957 (3)	80.70	0.417	14:52:29.848
11 -	24.227	43.956	42.357	1:50.540 (1)	81.00		14:54:20.388
12 -	24.421	44.155	43.299	1:51.875	80.03	1.335	14:56:12.263
13 -	25.536	44.061	42.599	1:52.196	79.81	1.656	14:58:04.459
14 -	24.289	44.021	43.077	1:51.387	80.39	0.847	14:59:55.846

P11 46		Tom HALE		Porsche Boxster S 3.2			
IDEAL LAP TIME : 1:52.643		BEST LAP TIME : 1:53.753		DIFFERENCE : 1.110			
LAP	SECTOR 1	SECTOR 2	SECTOR 3	LAP TIME	MPH	DIFF	TIME OF DAY
1 -		50.116	44.988	2:07.902	70.00	14.149	14:35:09.204
2 -	25.793	46.520	44.134	1:56.447	76.89	2.694	14:37:05.651
3 -	25.715	45.794	44.622	1:56.131	77.10	2.378	14:39:01.782
4 -	25.304	45.077	43.557	1:53.938	78.59	0.185	14:40:55.720
5 -	25.412	45.073	43.462	1:53.947	78.58	0.194	14:42:49.667
6 -	25.325	46.673	45.430	1:57.428	76.25	3.675	14:44:47.095
7 -	25.274	44.619	44.442	1:54.335	78.31	0.582	14:46:41.430
8 -	24.860	44.588	44.406	1:53.854 (3)	78.64	0.101	14:48:35.284
9 -	25.271	44.681	43.874	1:53.826 (2)	78.66	0.073	14:50:29.110
10 -	24.892	45.336	43.723	1:53.951	78.58	0.198	14:52:23.061
11 -	26.096	45.356	43.266	1:54.718	78.05	0.965	14:54:17.779
12 -	25.101	45.195	43.947	1:54.243	78.38	0.490	14:56:12.022
13 -	25.485	45.202	43.612	1:54.299	78.34	0.546	14:58:06.321
14 -	25.158	44.517	44.078	1:53.753 (1)	78.71		15:00:00.074

P12 71		Simon DYE		Porsche Boxster S 3.2			
IDEAL LAP TIME : 1:52.402		BEST LAP TIME : 1:53.368		DIFFERENCE : 0.966			
LAP	SECTOR 1	SECTOR 2	SECTOR 3	LAP TIME	MPH	DIFF	TIME OF DAY
1 -		48.292	43.973	2:04.423	71.96	11.055	14:35:05.725
2 -	25.281	45.724	44.274	1:55.279	77.67	1.911	14:37:01.004
3 -	25.086	46.676	45.539	1:57.301	76.33	3.933	14:38:58.305
4 -	24.889	45.438	44.283	1:54.610 (3)	78.12	1.242	14:40:52.915
5 -	25.139	46.762	44.307	1:56.208	77.05	2.840	14:42:49.123
6 -	25.179	47.244	44.989	1:57.412	76.26	4.044	14:44:46.535
7 -	25.036	44.736	44.024	1:53.796 (2)	78.68	0.428	14:46:40.331
8 -	24.916	44.521	45.374	1:54.811	77.99	1.443	14:48:35.142
9 -	24.731	44.732	43.905	1:53.368 (1)	78.98		14:50:28.510
10 -	24.658	45.208	44.952	1:54.818	77.98	1.450	14:52:23.328
11 -	25.651	46.348	43.223	1:55.222	77.71	1.854	14:54:18.550
12 -	24.973	44.960	44.782	1:54.715	78.05	1.347	14:56:13.265
13 -	25.388	45.059	44.172	1:54.619	78.12	1.251	14:58:07.884
14 -	25.529	45.008	54.345	2:04.882	71.70	11.514	15:00:12.766

Porsche Club Motorsport Boxster Cup

RACE 4 - SECTOR ANALYSIS



SECTOR 1 = FL to I1, SECTOR 2 = I1 to I2, SECTOR 3 = I2 to FL, DIFF = Difference To Personal Best Lap, P = Crossed Finish Line in Pit Lane, D = Time Disallowed

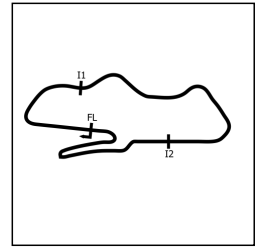
P13 38		Eric BRIDGES		Porsche Boxster S 3.2			
IDEAL LAP TIME : 1:52.397		BEST LAP TIME : 1:52.787		DIFFERENCE : 0.390			
LAP	SECTOR 1	SECTOR 2	SECTOR 3	LAP TIME	MPH	DIFF	TIME OF DAY
1 -		50.718	44.098	2:09.118	69.35	16.331	14:35:10.420
2 -	26.213	59.816	44.993	2:11.022	68.34	18.235	14:37:21.442
3 -	26.690	46.605	44.295	1:57.590	76.14	4.803	14:39:19.032
4 -	25.489	46.725	44.202	1:56.416	76.91	3.629	14:41:15.448
5 -	25.616	45.373	44.129	1:55.118	77.78	2.331	14:43:10.566
6 -	26.037	45.530	43.415	1:54.982	77.87	2.195	14:45:05.548
7 -	25.409	45.696	44.003	1:55.108	77.79	2.321	14:47:00.656
8 -	25.284	44.969	43.545	1:53.798 (3)	78.68	1.011	14:48:54.454
9 -	25.276	45.223	43.182	1:53.681 (2)	78.76	0.894	14:50:48.135
10 -	25.056	44.483	43.248	1:52.787 (1)	79.39		14:52:40.922
11 -	24.877	46.965	43.433	1:55.275	77.67	2.488	14:54:36.197
12 -	25.400	45.014	44.045	1:54.459	78.23	1.672	14:56:30.656
13 -	26.299	45.057	43.037	1:54.393	78.27	1.606	14:58:25.049
14 -	25.451	44.907	45.390	1:55.748	77.36	2.961	15:00:20.797

P14 60		Tony LEVY		Porsche Boxster S 3.2			
IDEAL LAP TIME : 1:53.472		BEST LAP TIME : 1:53.473		DIFFERENCE : 0.001			
LAP	SECTOR 1	SECTOR 2	SECTOR 3	LAP TIME	MPH	DIFF	TIME OF DAY
1 -		49.921	46.352	2:08.993	69.41	15.520	14:35:10.295
2 -	26.032	55.808	44.137	2:05.977	71.08	12.504	14:37:16.272
3 -	25.739	45.863	44.807	1:56.409	76.92	2.936	14:39:12.681
4 -	25.562	46.868	44.182	1:56.612	76.78	3.139	14:41:09.293
5 -	25.936	46.335	43.802	1:56.073	77.14	2.600	14:43:05.366
6 -	25.343	46.256	43.857	1:55.456	77.55	1.983	14:45:00.822
7 -	25.266	45.810	44.070	1:55.146	77.76	1.673	14:46:55.968
8 -	25.236	45.582	44.118	1:54.936	77.90	1.463	14:48:50.904
9 -	25.340	45.534	43.426	1:54.300 (3)	78.34	0.827	14:50:45.204
10 -	25.082	45.432	42.959	1:53.473 (1)	78.91		14:52:38.677
11 -	25.081	45.739	43.303	1:54.123 (2)	78.46	0.650	14:54:32.800
12 -	25.270	45.715	43.526	1:54.511	78.19	1.038	14:56:27.311
13 -	27.877	45.948	43.280	1:57.105	76.46	3.632	14:58:24.416
14 -	25.499	45.581	46.216	1:57.296	76.34	3.823	15:00:21.712

P15 99		Graham HEARD		Porsche Boxster S 3.2			
IDEAL LAP TIME : 1:52.905		BEST LAP TIME : 1:53.320		DIFFERENCE : 0.415			
LAP	SECTOR 1	SECTOR 2	SECTOR 3	LAP TIME	MPH	DIFF	TIME OF DAY
1 -		49.215	44.489	2:06.102	71.00	12.782	14:35:07.404
2 -	25.905	46.226	44.330	1:56.461	76.88	3.141	14:37:03.865
3 -	25.369	45.822	43.739	1:54.930	77.91	1.610	14:38:58.795
4 -	25.161	45.976	43.334	1:54.471	78.22	1.151	14:40:53.266
5 -	25.216	45.913	43.930	1:55.059	77.82	1.739	14:42:48.325
6 -	25.174	47.379	44.162	1:56.715	76.72	3.395	14:44:45.040
7 -	25.686	45.497	44.913	1:56.096	77.12	2.776	14:46:41.136
8 -	25.650	45.489	43.975	1:55.114	77.78	1.794	14:48:36.250
9 -	25.348	44.837	43.135	1:53.320 (1)	79.01		14:50:29.570
10 -	24.933	45.319	44.168	1:54.420 (3)	78.25	1.100	14:52:23.990
11 -	25.427	46.639	43.143	1:55.209	77.72	1.889	14:54:19.199
12 -	25.224	45.720	44.223	1:55.167	77.75	1.847	14:56:14.366
13 -	25.127	45.358	43.557	1:54.042 (2)	78.51	0.722	14:58:08.408
14 -	25.427	45.191	49.204	1:59.822	74.73	6.502	15:00:08.230

Porsche Club Motorsport Boxster Cup

RACE 4 - SECTOR ANALYSIS



SECTOR 1 = FL to I1, SECTOR 2 = I1 to I2, SECTOR 3 = I2 to FL, DIFF = Difference To Personal Best Lap, P = Crossed Finish Line in Pit Lane, D = Time Disallowed

P16 68		Martin MASON		Porsche Boxster S 3.2			
IDEAL LAP TIME : 1:54.275		BEST LAP TIME : 1:54.502		DIFFERENCE : 0.227			
LAP	SECTOR 1	SECTOR 2	SECTOR 3	LAP TIME	MPH	DIFF	TIME OF DAY
1 -		48.271	56.281	2:16.354	65.67	21.852	14:35:17.656
2 -	26.175	48.857	44.440	1:59.472	74.95	4.970	14:37:17.128
3 -	25.570	45.618	58.964	2:10.152	68.79	15.650	14:39:27.280
4 -	26.455	46.652	45.854	1:58.961	75.27	4.459	14:41:26.241
5 -	26.996	47.670	44.719	1:59.385	75.00	4.883	14:43:25.626
6 -	25.560	46.307	44.025	1:55.892	77.26	1.390	14:45:21.518
7 -	25.328	45.770	43.442	1:54.540 (2)	78.17	0.038	14:47:16.058
8 -	25.260	45.759	44.157	1:55.176	77.74	0.674	14:49:11.234
9 -	25.527	45.872	43.525	1:54.924 (3)	77.91	0.422	14:51:06.158
10 -	25.381	45.724	43.397	1:54.502 (1)	78.20		14:53:00.660
11 -	25.280	47.295	44.166	1:56.741	76.70	2.239	14:54:57.401
12 -	25.985	46.745	44.347	1:57.077	76.48	2.575	14:56:54.478
13 -	26.283	46.468	47.115	1:59.866	74.70	5.364	14:58:54.344

P17 91		Adam SPENCER		Porsche Boxster S 3.2			
IDEAL LAP TIME : 1:57.282		BEST LAP TIME : 1:57.934		DIFFERENCE : 0.652			
LAP	SECTOR 1	SECTOR 2	SECTOR 3	LAP TIME	MPH	DIFF	TIME OF DAY
1 -		49.197	47.445	2:12.929	67.36	14.995	14:35:14.231
2 -	26.678	53.695	47.725	2:08.098	69.90	10.164	14:37:22.329
3 -	26.928	48.844	48.009	2:03.781	72.34	5.847	14:39:26.110
4 -	26.534	47.414	48.534	2:02.482	73.10	4.548	14:41:28.592
5 -	26.569	47.301	45.867	1:59.737	74.78	1.803	14:43:28.329
6 -	26.939	47.836	44.939	1:59.714	74.79	1.780	14:45:28.043
7 -	25.861	46.507	45.838	1:58.206 (2)	75.75	0.272	14:47:26.249
8 -	25.859	46.708	45.367	1:57.934 (1)	75.92		14:49:24.183
9 -	27.044	48.357	44.916	2:00.317	74.42	2.383	14:51:24.500
10 -	26.016	48.284	45.962	2:00.262	74.45	2.328	14:53:24.762
11 -	26.884	46.587	45.505	1:58.976 (3)	75.26	1.042	14:55:23.738
12 -	27.385	47.502	45.864	2:00.751	74.15	2.817	14:57:24.489
13 -	26.658	46.890	45.511	1:59.059	75.21	1.125	14:59:23.548

P18 18		Eva NOLAN		Porsche Boxster S 3.2			
IDEAL LAP TIME : 1:58.088		BEST LAP TIME : 1:58.538		DIFFERENCE : 0.450			
LAP	SECTOR 1	SECTOR 2	SECTOR 3	LAP TIME	MPH	DIFF	TIME OF DAY
1 -		51.126	46.976	2:11.896	67.88	13.358	14:35:13.198
2 -	26.767	54.408	46.342	2:07.517	70.22	8.979	14:37:20.715
3 -	27.082	49.655	46.359	2:03.096	72.74	4.558	14:39:23.811
4 -	27.494	47.869	47.136	2:02.499	73.09	3.961	14:41:26.310
5 -	27.482	48.080	46.508	2:02.070	73.35	3.532	14:43:28.380
6 -	26.400	49.048	45.271	2:00.719	74.17	2.181	14:45:29.099
7 -	26.381	47.309	44.848	1:58.538 (1)	75.54		14:47:27.637
8 -	26.203	47.309	45.537	1:59.049 (3)	75.21	0.511	14:49:26.686
9 -	26.555	47.512	45.109	1:59.176	75.13	0.638	14:51:25.862
10 -	26.287	48.781	45.486	2:00.554	74.27	2.016	14:53:26.416
11 -	26.378	47.801	45.348	1:59.527	74.91	0.989	14:55:25.943
12 -	26.934	47.601	45.301	1:59.836	74.72	1.298	14:57:25.779
13 -	26.784	47.104	44.781	1:58.669 (2)	75.45	0.131	14:59:24.448

Porsche Club Motorsport Boxster Cup

RACE 4 - BEST SECTORS

POS	SECTOR 1		SECTOR 2		SECTOR 3		IDEAL / BEST COMPARISON					
	NO	TIME	NO	TIME	NO	TIME	POS	NO	NAME	IDEAL	BEST	DIFF
1	23	23.564	23	42.188	23	40.873	1	23	WATT	1:46.625	1:46.657	0.032
2	8	23.831	8	42.519	8	40.883	2	8	BREAM	1:47.233	1:47.695	0.462
3	96	23.868	96	42.761	96	41.432	3	96	DYE	1:48.061	1:48.327	0.266
4	13	23.978	6	42.790	6	41.467	4	13	HAFFNER	1:48.340	1:48.646	0.306
5	86	24.022	13	42.810	13	41.552	5	6	THOMPSON	1:48.419	1:48.419	0.000
6	81	24.107	81	42.818	86	41.588	6	86	GREWCOCK	1:48.494	1:48.895	0.401
7	6	24.162	86	42.884	81	41.955	7	81	DARLING	1:48.880	1:49.055	0.175
8	3	24.227	3	43.515	51	42.212	8	3	SHEARS	1:50.099	1:50.540	0.441
9	51	24.272	51	43.754	3	42.357	9	51	WARNER	1:50.238	1:50.452	0.214
10	11	24.637	11	43.774	11	42.740	10	11	JONES	1:51.151	1:51.746	0.595
11	71	24.658	38	44.483	60	42.959	11	38	BRIDGES	1:52.397	1:52.787	0.390
12	46	24.860	46	44.517	38	43.037	12	71	DYE	1:52.402	1:53.368	0.966
13	38	24.877	71	44.521	99	43.135	13	46	HALE	1:52.643	1:53.753	1.110
14	99	24.933	99	44.837	71	43.223	14	99	HEARD	1:52.905	1:53.320	0.415
15	60	25.081	64	45.288	46	43.266	15	60	LEVY	1:53.472	1:53.473	0.001
16	68	25.260	60	45.432	68	43.397	16	68	MASON	1:54.275	1:54.502	0.227
17	64	25.377	68	45.618	64	43.761	17	64	HUSSEY	1:54.426	1:54.615	0.189
18	91	25.859	91	46.507	18	44.781	18	91	SPENCER	1:57.282	1:57.934	0.652
19	18	26.203	18	47.104	91	44.916	19	18	NOLAN	1:58.088	1:58.538	0.450

Porsche Club Motorsport Boxster Cup

RACE 4 - STATISTICS

Competitors Started 19
Planned Start 2025-09-20 @ 14:30:00.000
Actual Start 2025-09-20 @ 14:33:01.301
Finish Time 2025-09-20 @ 14:58:28.635
Track Length 2.4873mi.
Total Laps 260
Total Distance Covered 646.7107mi.

Session Fastest Lap History

NO	NAME	LAP TIME	TIME OF DAY	LAP	VEHICLE
8	Bertie BREAM	1:55.674	14:34:57.000	1	Porsche Boxster S 3.2
8	Bertie BREAM	1:50.368	14:36:47.368	2	Porsche Boxster S 3.2
23	Max WATT	1:49.171	14:36:47.565	2	Porsche Boxster S 3.2
8	Bertie BREAM	1:48.114	14:42:14.297	5	Porsche Boxster S 3.2
23	Max WATT	1:48.018	14:42:14.512	5	Porsche Boxster S 3.2
8	Bertie BREAM	1:47.765	14:44:02.061	6	Porsche Boxster S 3.2
23	Max WATT	1:47.317	14:45:50.335	7	Porsche Boxster S 3.2
23	Max WATT	1:46.657	14:53:04.765	11	Porsche Boxster S 3.2

Session Leader History

NO	NAME	FROM LAP	LAPS LED	DISTANCE	VEHICLE
8	Bertie BREAM	1	14	34.78 miles	Porsche Boxster S 3.2

Flag History

TYPE	TIME OF DAY
GREEN	14:33:01.301
FINISH	14:58:28.635

Flag Statistics

TYPE	COUNT	TOTAL LAPS	TOTAL TIME
Green	1	14	30:00.328
Red	0	0	0.000
Safety Car	0	0	0.000
FCY	0	0	0.000

Porsche Club Motorsport Boxster Cup

RACE 7 - CLASSIFICATION

Race Distance: 12 Laps / 29.84 miles

POS	NO	NAME	ENTRY	LAPS	TIME	GAP	DIFF	MPH	BEST	ON	GRD	↑↓
1	8	Bertie BREAM	Porsche Boxster S 3.2	12	23:32.176			75.99	1:56.139	10	2	1
2	86	Ben GREWCOCK	Porsche Boxster S 3.2	12	23:36.803	4.627	4.627	75.74	1:55.923	12	3	1
3	51	Stuart WARNER	Porsche Boxster S 3.2	12	23:38.253	6.077	1.450	75.66	1:55.523	12	5	2
4	81	Perry DARLING	Porsche Boxster S 3.2	12	23:39.928	7.752	1.675	75.57	1:55.975	11	8	4
5	13	Brenden HAFFNER	Porsche Boxster S 3.2	12	23:51.057	18.881	11.129	74.99	1:57.075	5	4	-1
6	96	Charlie DYE	Porsche Boxster S 3.2	12	23:57.904	25.728	6.847	74.63	1:57.298	7	11	5
7	6	Mike THOMPSON	Porsche Boxster S 3.2	12	23:58.925	26.749	1.021	74.58	1:58.332	6	7	0
8	23*	Max WATT	Porsche Boxster S 3.2	12	24:11.597	39.421	12.672	73.93	1:54.640	9	1	-7
9	68	Martin MASON	Porsche Boxster S 3.2	12	24:27.230	55.054	15.633	73.14	1:59.027	11	10	1
10	99	Graham HEARD	Porsche Boxster S 3.2	12	24:30.717	58.541	3.487	72.96	1:58.568	11	16	6
11	46	Tom HALE	Porsche Boxster S 3.2	12	24:44.483	1:12.307	13.766	72.29	2:02.153	11	15	4
12	38	Eric BRIDGES	Porsche Boxster S 3.2	12	25:18.359	1:46.183	33.876	70.67	2:03.741	6	14	2
13	3	Matthew SHEARS	Porsche Boxster S 3.2	12	25:18.848	1:46.672	0.489	70.65	1:59.754	9	6	-7
14	71	Simon DYE	Porsche Boxster S 3.2	12	25:32.557	2:00.381	13.709	70.02	2:04.996	7	13	-1
15	18	Eva NOLAN	Porsche Boxster S 3.2	11	23:32.979	1 Lap	1 Lap	69.61	2:05.613	10	18	3
16	64	David HUSSEY	Porsche Boxster S 3.2	10	24:19.627	2 Laps	1 Lap	61.25	2:04.662	10	17	1

NOT CLASSIFIED

DNF	91	Adam SPENCER	Porsche Boxster S 3.2	2	5:06.243	10 Laps	8 Laps	58.03	2:36.691	1	19	
-----	----	--------------	-----------------------	---	----------	----------------	--------	-------	-----------------	---	----	--

NOT STARTED

NS	11	Tony JONES	Porsche Boxster S 3.2									9
NS	60	Tony LEVY	Porsche Boxster S 3.2									12

FASTEST LAP

23	Max WATT	Porsche Boxster S 3.2	9	1:54.640	78.10 mph	125.70 kph
----	----------	-----------------------	---	----------	-----------	------------

*Car 23 - 10 second penalty for false start.

Weather / Track : Rain / Wet

These results are provisional until the conclusion of any judicial and technical matters.

Date: 20/09/2025 Start: 17:06 Finish: 17:30

Donington Park GP: 2.4873 miles

Clerk Of Course: Andy Stevens

Timekeeper: Nick Palmer



Porsche Club Motorsport Boxster Cup

RACE 7 - LAP CHART

LAP 1 @ 17:08:51.743			LAP 2 @ 17:10:49.981			LAP 3 @ 17:12:47.864			LAP 4 @ 17:14:46.553			LAP 5 @ 17:16:42.438		
NO	BEHIND	LAP TIME	NO	BEHIND	LAP TIME	NO	BEHIND	LAP TIME	NO	BEHIND	LAP TIME	NO	BEHIND	LAP TIME
8		2:02.462	8		1:58.238	8		1:57.883	23		1:58.059	23		1:55.885
13	0.900	2:03.362	13	1.002	1:58.340	13	0.558	1:57.439	8	0.502	1:59.191	8	1.185	1:56.568
86	1.910	2:04.372	86	2.335	1:58.663	23	0.630	1:55.790	13	0.893	1:59.024	13	2.083	1:57.075
23	2.202	2:04.664	23	2.723	1:58.759	86	3.047	1:58.595	86	3.085	1:58.727	86	4.723	1:57.523
51	3.501	2:05.963	51	4.799	1:59.536	51	6.433	1:59.517	51	6.193	1:58.449	51	7.825	1:57.517
81	4.654	2:07.116	81	6.530	2:00.114	81	7.495	1:58.848	81	6.895	1:58.089	81	8.767	1:57.757
6	9.208	2:11.670	6	10.076	1:59.106	6	10.591	1:58.398	6	10.454	1:58.552	6	12.988	1:58.419
96	9.974	2:12.436	96	11.591	1:59.855	96	12.535	1:58.827	96	13.675	1:59.829	96	16.544	1:58.754
46	10.507	2:12.969	68	15.974	2:02.826	68	19.971	2:01.880	68	22.982	2:01.700	68	28.026	2:00.929
68	11.386	2:13.848	46	16.490	2:04.221	46	22.335	2:03.728	46	26.354	2:02.708	46	32.684	2:02.215
38	11.514	2:13.976	38	19.343	2:06.067	38	26.573	2:05.113	38	32.964	2:05.080	99	42.694	2:04.232
18	14.402	2:16.864	99	22.641	2:05.783	99	29.682	2:04.924	3	33.770	2:01.557	38	45.141	2:08.062
99	15.096	2:17.558	3	25.917	2:02.117	3	30.902	2:02.868	99	34.347	2:03.354	71	59.116	2:07.246
71	17.436	2:19.898	18	26.803	2:10.639	18	37.555	2:08.635	18	46.693	2:07.827	18	59.685	2:08.877
3	22.038	2:24.500	71	28.310	2:09.112	71	39.466	2:09.039	71	47.755	2:06.978	3	1:07.750	2:29.865
91	34.229	2:36.691	91	1:05.543	2:29.552 P	64	1 Lap	2:11.617	64	1 Lap	2:09.851	64	1 Lap	2:09.454
			64	1 Lap	5:07.332									

Porsche Club Motorsport Boxster Cup

RACE 7 - LAP CHART

LAP 6 @ 17:18:41.012			LAP 7 @ 17:20:38.611			LAP 8 @ 17:22:35.519			LAP 9 @ 17:24:32.275			LAP 10 @ 17:26:28.414		
NO	BEHIND	LAP TIME	NO	BEHIND	LAP TIME	NO	BEHIND	LAP TIME	NO	BEHIND	LAP TIME	NO	BEHIND	LAP TIME
8		1:57.389	8		1:57.599	8		1:56.908	8		1:56.756	8		1:56.139
13	1.299	1:57.790	13	1.824	1:58.124	13	2.469	1:57.553	13	3.797	1:58.084	86	5.508	1:56.876
86	3.263	1:57.114	86	3.163	1:57.499	86	4.930	1:58.675	86	4.771	1:56.597	51	7.484	1:57.138
51	6.734	1:57.483	51	6.140	1:57.005	51	6.704	1:57.472	51	6.485	1:56.537	13	7.896	2:00.238
81	7.189	1:56.996	81	6.634	1:57.044	81	8.043	1:58.317	81	7.545	1:56.258	81	8.270	1:56.864
6	12.746	1:58.332	23	12.310	1:55.107	64	2 Laps	2:09.704	6	18.230	1:58.422	6	21.163	1:59.072
23	14.802	2:13.376	6	14.869	1:59.722	6	16.564	1:58.603	96	18.627	1:57.386	96	21.737	1:59.249
96	17.250	1:59.280	96	16.949	1:57.298	96	17.997	1:57.956	64	2 Laps	2:07.042	23	29.912	1:55.928
68	30.825	2:01.373	68	35.224	2:01.998	23	32.239	2:16.837	23	30.123	1:54.640	64	2 Laps	2:06.024
46	36.748	2:02.638	46	42.011	2:02.862	68	39.470	2:01.154	68	44.021	2:01.307	68	48.880	2:00.998
99	43.712	1:59.592	99	45.544	1:59.431	46	47.516	2:02.413	99	50.704	1:59.943	99	54.432	1:59.867
38	50.308	2:03.741	38	57.861	2:05.152	99	47.517	1:58.881	46	53.654	2:02.894	46	1:00.865	2:03.350
71	1:05.917	2:05.375	71	1:13.314	2:04.996	38	1:07.066	2:06.113	38	1:17.016	2:06.706	38	1:25.446	2:04.569
18	1:07.613	2:06.502	3	1:14.307	1:59.841	3	1:17.634	2:00.235	3	1:20.632	1:59.754	3	1:37.196	2:12.703
3	1:12.065	2:02.889	18	1:16.991	2:06.977	71	1:23.451	2:07.045	71	1:31.831	2:05.136	71	1:41.630	2:05.938
64	1 Lap	2:08.669				18	1:27.585	2:07.502	18	1:38.019	2:07.190	18	1:47.493	2:05.613

Porsche Club Motorsport Boxster Cup

RACE 7 - LAP CHART

LAP 11 @ 17:28:25.035			LAP 12 @ 17:30:21.457		
NO	BEHIND	LAP TIME	NO	BEHIND	LAP TIME
8		1:56.621	8		1:56.422
86	5.126	1:56.239	18	1 Lap	2:06.353
51	6.976	1:56.113	86	4.627	1:55.923
81	7.624	1:55.975	51	6.077	1:55.523
13	12.109	2:00.834	81	7.752	1:56.550
96	24.351	1:59.235	13	18.881	2:03.194
6	24.723	2:00.181	96	25.728	1:57.799
23	30.773	1:57.482	6	26.749	1:58.448
64	2 Laps	2:05.272	23	29.421	1:55.070
68	51.286	1:59.027	64	2 Laps	2:04.662
99	56.379	1:58.568	68	55.054	2:00.190
46	1:06.397	2:02.153	99	58.541	1:58.584
38	1:36.231	2:07.406	46	1:12.307	2:02.332
3	1:41.340	2:00.765	38	1:46.183	2:06.374
71	1:50.270	2:05.261	3	1:46.672	2:01.754
			71	2:00.381	2:06.533

Porsche Club Motorsport Boxster Cup

RACE 7 - POSITION CHART WITH INTERMEDIATES

No	Name	Lap		Intermediates																																		
		Pos	L0 - Int1-M	L0 - Int2-M	L1 - Finish	L1 - Int1-M	L1 - Int2-M	L2 - Finish	L2 - Int1-M	L2 - Int2-M	L3 - Finish	L3 - Int1-M	L3 - Int2-M	L4 - Finish	L4 - Int1-M	L4 - Int2-M	L5 - Finish	L5 - Int1-M	L5 - Int2-M	L6 - Finish	L6 - Int1-M	L6 - Int2-M	L7 - Finish	L7 - Int1-M	L7 - Int2-M	L8 - Finish	L8 - Int1-M	L8 - Int2-M	L9 - Finish	L9 - Int1-M	L9 - Int2-M	L10 - Finish	L10 - Int1-M	L10 - Int2-M				
23	WATT	1	8	8	8	8	8	8	8	8	8	8	8	8	8	8	8	8	8	8	8	8	8	8	8	8	8	8	8	8	8	8	8	8	8	8	8	
8	BREAM	2	13	13	13	13	13	13	13	13	13	23	23	8	8	8	8	8	13	13	13	13	13	13	13	13	13	13	13	13	13	13	13	13	86	86	86	86
86	GREWCOCK	3	86	86	86	86	86	86	23	23	23	13	13	13	13	13	13	86	86	86	86	86	86	86	86	86	86	86	86	86	86	86	13	13	51	51	51	
13	HAFFNER	4	51	51	23	23	23	86	86	86	86	86	86	86	86	86	86	51	51	51	51	51	51	51	51	51	51	51	51	51	51	51	51	51	51	13	81	81
51	WARNER	5	81	23	51	51	51	51	51	51	51	51	51	51	51	51	51	81	81	81	81	81	81	81	81	81	81	81	81	81	81	81	81	81	81	13	13	
3	SHEARS	6	68	81	81	81	81	81	81	81	81	81	81	81	81	81	81	6	6	6	23	23	23	6	6	6	6	6	6	6	6	6	6	6	6	6	96	
6	THOMPSON	7	23	68	6	6	6	6	6	6	6	6	6	6	6	6	6	23	23	23	6	6	6	96	96	96	96	96	96	96	96	96	96	96	96	96	96	6
81	DARLING	8	3	3	96	96	96	96	96	96	96	96	96	96	96	96	96	96	96	96	96	96	96	23	23	23	23	23	23	23	23	23	23	23	23	23	23	
11	JONES	9	96	96	46	46	46	68	68	68	68	68	68	68	68	68	68	68	68	68	68	68	68	68	68	68	68	68	68	68	68	68	68	68	68	68	68	
68	MASON	10	6	6	68	68	68	46	46	46	46	46	46	46	46	46	46	46	46	46	46	46	46	46	46	46	46	46	46	46	46	46	46	46	46	46	46	
96	DYE	11	46	46	38	38	38	38	38	38	38	38	38	38	38	38	38	3	99	99	99	99	99	99	99	99	99	99	99	99	99	99	99	99	99	99	99	
60	LEVY	12	38	38	18	99	99	99	99	99	99	99	99	99	99	99	3	38	38	38	38	38	38	38	38	38	38	38	38	38	38	38	38	38	38	38	38	
71	DYE	13	18	18	99	18	18	3	3	3	3	3	3	3	3	99	99	71	71	71	71	71	71	71	71	71	71	71	71	71	71	71	71	71	71	71	71	
38	BRIDGES	14	71	99	71	71	71	18	18	18	18	18	18	18	18	18	18	18	18	18	18	3	3	71	71	71	71	71	71	71	71	71	71	71	71	71	71	71
46	HALE	15	99	71	3	3	3	71	71	71	71	71	71	71	71	71	3	3	3	3	3	3	18	18	18	18	18	18	18	18	18	18	18	18	18	18	18	
99	HEARD	16	91	91	91	91	91	64	64	64	64	64	64	64	64	64	64	64	64	64	64	64	64	64	64	64	64	64	64	64	64	64	64	64	64	64	64	
64	HUSSEY	17	64	64	64	64	64																															
18	NOLAN	18																																				
91	SPENCER	19																																				

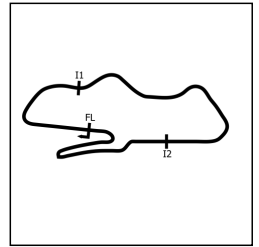
Porsche Club Motorsport Boxster Cup

RACE 7 - POSITION CHART WITH INTERMEDIATES

No	Name	Lap				
		Pos	L11 - Finish	L11 - Int-M	L11 - Int2-M	L12 - Finish
23	WATT	1	8	8	8	8
8	BREAM	2	86	86	86	86
86	GREWCOCK	3	51	51	51	51
13	HAFFNER	4	81	81	81	81
51	WARNER	5	13	13	13	13
3	SHEARS	6	96	96	96	96
6	THOMPSON	7	6	6	6	6
81	DARLING	8	23	23	23	23
11	JONES	9	68	68	68	68
68	MASON	10	99	99	99	99
96	DYE	11	46	46	46	46
60	LEVY	12	38	38	38	38
71	DYE	13	3	3	3	3
38	BRIDGES	14	71	71	71	71
46	HALE	15	18			
99	HEARD	16				
64	HUSSEY	17				
18	NOLAN	18				
91	SPENCER	19				

Porsche Club Motorsport Boxster Cup

RACE 7 - SECTOR ANALYSIS



SECTOR 1 = FL to I1, SECTOR 2 = I1 to I2, SECTOR 3 = I2 to FL, DIFF = Difference To Personal Best Lap, P = Crossed Finish Line in Pit Lane, D = Time Disallowed

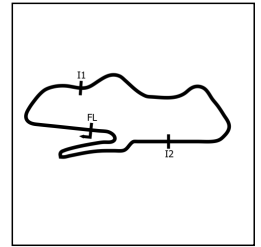
P1		8		Bertie BREAM		Porsche Boxster S 3.2	
IDEAL LAP TIME : 1:55.890		BEST LAP TIME : 1:56.139		DIFFERENCE : 0.249			
LAP	SECTOR 1	SECTOR 2	SECTOR 3	LAP TIME	MPH	DIFF	TIME OF DAY
1 -		47.566	45.075	2:02.462	73.11	6.323	17:08:51.743
2 -	25.943	47.033	45.262	1:58.238	75.73	2.099	17:10:49.981
3 -	25.777	46.626	45.480	1:57.883	75.96	1.744	17:12:47.864
4 -	25.687	46.945	46.559	1:59.191	75.12	3.052	17:14:47.055
5 -	25.545	46.461	44.562	1:56.568 (3)	76.81	0.429	17:16:43.623
6 -	25.807	46.773	44.809	1:57.389	76.28	1.250	17:18:41.012
7 -	25.615	46.884	45.100	1:57.599	76.14	1.460	17:20:38.611
8 -	25.889	46.414	44.605	1:56.908	76.59	0.769	17:22:35.519
9 -	25.496	46.096	45.164	1:56.756	76.69	0.617	17:24:32.275
10 -	25.512	46.260	44.367	1:56.139 (1)	77.10		17:26:28.414
11 -	25.683	46.325	44.613	1:56.621	76.78	0.482	17:28:25.035
12 -	25.427	46.503	44.492	1:56.422 (2)	76.91	0.283	17:30:21.457

P2		86		Ben GREWCOCK		Porsche Boxster S 3.2	
IDEAL LAP TIME : 1:55.727		BEST LAP TIME : 1:55.923		DIFFERENCE : 0.196			
LAP	SECTOR 1	SECTOR 2	SECTOR 3	LAP TIME	MPH	DIFF	TIME OF DAY
1 -		48.287	45.368	2:04.372	71.99	8.449	17:08:53.653
2 -	26.364	47.371	44.928	1:58.663	75.46	2.740	17:10:52.316
3 -	26.427	47.061	45.107	1:58.595	75.50	2.672	17:12:50.911
4 -	26.147	47.815	44.765	1:58.727	75.42	2.804	17:14:49.638
5 -	25.778	46.956	44.789	1:57.523	76.19	1.600	17:16:47.161
6 -	25.979	46.472	44.663	1:57.114	76.45	1.191	17:18:44.275
7 -	25.870	47.316	44.313	1:57.499	76.20	1.576	17:20:41.774
8 -	26.017	48.034	44.624	1:58.675	75.45	2.752	17:22:40.449
9 -	25.576	46.365	44.656	1:56.597 (3)	76.79	0.674	17:24:37.046
10 -	25.873	47.015	43.988	1:56.876	76.61	0.953	17:26:33.922
11 -	25.517	46.711	44.011	1:56.239 (2)	77.03	0.316	17:28:30.161
12 -	25.500	46.561	43.862	1:55.923 (1)	77.24		17:30:26.084

P3		51		Stuart WARNER		Porsche Boxster S 3.2	
IDEAL LAP TIME : 1:55.523		BEST LAP TIME : 1:55.523		DIFFERENCE : 0.000			
LAP	SECTOR 1	SECTOR 2	SECTOR 3	LAP TIME	MPH	DIFF	TIME OF DAY
1 -		48.602	46.314	2:05.963	71.08	10.440	17:08:55.244
2 -	26.555	48.150	44.831	1:59.536	74.91	4.013	17:10:54.780
3 -	26.353	48.227	44.937	1:59.517	74.92	3.994	17:12:54.297
4 -	26.109	47.291	45.049	1:58.449	75.59	2.926	17:14:52.746
5 -	25.900	47.326	44.291	1:57.517	76.19	1.994	17:16:50.263
6 -	25.963	47.084	44.436	1:57.483	76.21	1.960	17:18:47.746
7 -	25.888	46.836	44.281	1:57.005	76.53	1.482	17:20:44.751
8 -	26.035	46.709	44.728	1:57.472	76.22	1.949	17:22:42.223
9 -	25.892	46.220	44.425	1:56.537 (3)	76.83	1.014	17:24:38.760
10 -	25.883	47.135	44.120	1:57.138	76.44	1.615	17:26:35.898
11 -	25.765	46.338	44.010	1:56.113 (2)	77.11	0.590	17:28:32.011
12 -	25.640	46.053	43.830	1:55.523 (1)	77.51		17:30:27.534

Porsche Club Motorsport Boxster Cup

RACE 7 - SECTOR ANALYSIS



SECTOR 1 = FL to I1, SECTOR 2 = I1 to I2, SECTOR 3 = I2 to FL, DIFF = Difference To Personal Best Lap, P = Crossed Finish Line in Pit Lane, D = Time Disallowed

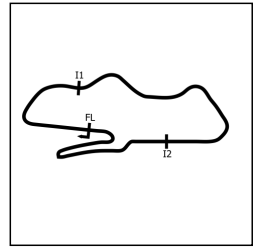
P4 81		Perry DARNING		Porsche Boxster S 3.2			
IDEAL LAP TIME : 1:55.865		BEST LAP TIME : 1:55.975		DIFFERENCE : 0.110			
LAP	SECTOR 1	SECTOR 2	SECTOR 3	LAP TIME	MPH	DIFF	TIME OF DAY
1 -		49.649	45.965	2:07.116	70.44	11.141	17:08:56.397
2 -	26.326	47.896	45.892	2:00.114	74.54	4.139	17:10:56.511
3 -	26.054	47.219	45.575	1:58.848	75.34	2.873	17:12:55.359
4 -	26.303	46.677	45.109	1:58.089	75.82	2.114	17:14:53.448
5 -	25.858	46.924	44.975	1:57.757	76.04	1.782	17:16:51.205
6 -	26.012	46.619	44.365	1:56.996	76.53	1.021	17:18:48.201
7 -	25.853	46.854	44.337	1:57.044	76.50	1.069	17:20:45.245
8 -	25.869	46.727	45.721	1:58.317	75.68	2.342	17:22:43.562
9 -	25.469	46.344	44.445	1:56.258 (2)	77.02	0.283	17:24:39.820
10 -	25.912	46.711	44.241	1:56.864	76.62	0.889	17:26:36.684
11 -	25.579	46.232	44.164	1:55.975 (1)	77.21		17:28:32.659
12 -	25.676	46.710	44.164	1:56.550 (3)	76.82	0.575	17:30:29.209

P5 13		Brenden HAFFNER		Porsche Boxster S 3.2			
IDEAL LAP TIME : 1:56.515		BEST LAP TIME : 1:57.075		DIFFERENCE : 0.560			
LAP	SECTOR 1	SECTOR 2	SECTOR 3	LAP TIME	MPH	DIFF	TIME OF DAY
1 -		47.746	45.354	2:03.362	72.58	6.287	17:08:52.643
2 -	26.107	47.411	44.822	1:58.340	75.66	1.265	17:10:50.983
3 -	25.791	46.551	45.097	1:57.439 (2)	76.24	0.364	17:12:48.422
4 -	26.147	47.112	45.765	1:59.024	75.23	1.949	17:14:47.446
5 -	25.745	46.921	44.409	1:57.075 (1)	76.48		17:16:44.521
6 -	26.230	46.792	44.768	1:57.790	76.02	0.715	17:18:42.311
7 -	26.255	46.647	45.222	1:58.124	75.80	1.049	17:20:40.435
8 -	25.555	47.199	44.799	1:57.553 (3)	76.17	0.478	17:22:37.988
9 -	25.678	47.079	45.327	1:58.084	75.83	1.009	17:24:36.072
10 -	27.440	47.530	45.268	2:00.238	74.47	3.163	17:26:36.310
11 -	27.249	47.573	46.012	2:00.834	74.10	3.759	17:28:37.144
12 -	27.544	48.902	46.748	2:03.194	72.68	6.119	17:30:40.338

P6 96		Charlie DYE		Porsche Boxster S 3.2			
IDEAL LAP TIME : 1:56.611		BEST LAP TIME : 1:57.298		DIFFERENCE : 0.687			
LAP	SECTOR 1	SECTOR 2	SECTOR 3	LAP TIME	MPH	DIFF	TIME OF DAY
1 -		49.868	49.915	2:12.436	67.61	15.138	17:09:01.717
2 -	26.416	47.458	45.981	1:59.855	74.71	2.557	17:11:01.572
3 -	26.102	46.998	45.727	1:58.827	75.35	1.529	17:13:00.399
4 -	26.176	47.349	46.304	1:59.829	74.72	2.531	17:15:00.228
5 -	26.092	46.839	45.823	1:58.754	75.40	1.456	17:16:58.982
6 -	26.385	48.234	44.661	1:59.280	75.07	1.982	17:18:58.262
7 -	25.717	46.732	44.849	1:57.298 (1)	76.33		17:20:55.560
8 -	25.901	46.917	45.138	1:57.956	75.91	0.658	17:22:53.516
9 -	25.805	46.530	45.051	1:57.386 (2)	76.28	0.088	17:24:50.902
10 -	25.984	48.115	45.150	1:59.249	75.09	1.951	17:26:50.151
11 -	25.890	47.864	45.481	1:59.235	75.09	1.937	17:28:49.386
12 -	25.420	46.766	45.613	1:57.799 (3)	76.01	0.501	17:30:47.185

Porsche Club Motorsport Boxster Cup

RACE 7 - SECTOR ANALYSIS



SECTOR 1 = FL to I1, SECTOR 2 = I1 to I2, SECTOR 3 = I2 to FL, DIFF = Difference To Personal Best Lap, P = Crossed Finish Line in Pit Lane, D = Time Disallowed

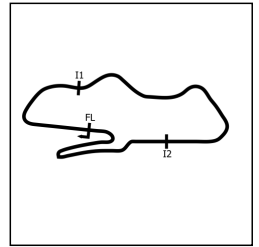
P7		6		Mike THOMPSON		Porsche Boxster S 3.2	
IDEAL LAP TIME : 1:57.464		BEST LAP TIME : 1:58.332		DIFFERENCE : 0.868			
LAP	SECTOR 1	SECTOR 2	SECTOR 3	LAP TIME	MPH	DIFF	TIME OF DAY
1 -		51.361	47.622	2:11.670	68.00	13.338	17:09:00.951
2 -	26.417	47.552	45.137	1:59.106	75.18	0.774	17:11:00.057
3 -	25.933	47.584	44.881	1:58.398 (2)	75.63	0.066	17:12:58.455
4 -	26.096	47.125	45.331	1:58.552	75.53	0.220	17:14:57.007
5 -	26.383	47.261	44.775	1:58.419 (3)	75.61	0.087	17:16:55.426
6 -	25.962	47.511	44.859	1:58.332 (1)	75.67		17:18:53.758
7 -	25.767	47.528	46.427	1:59.722	74.79	1.390	17:20:53.480
8 -	25.925	47.815	44.863	1:58.603	75.49	0.271	17:22:52.083
9 -	25.784	46.922	45.716	1:58.422	75.61	0.090	17:24:50.505
10 -	26.056	48.187	44.829	1:59.072	75.20	0.740	17:26:49.577
11 -	26.128	48.589	45.464	2:00.181	74.50	1.849	17:28:49.758
12 -	25.992	47.428	45.028	1:58.448	75.59	0.116	17:30:48.206

P8		23		Max WATT		Porsche Boxster S 3.2	
IDEAL LAP TIME : 1:53.714		BEST LAP TIME : 1:54.640		DIFFERENCE : 0.926			
LAP	SECTOR 1	SECTOR 2	SECTOR 3	LAP TIME	MPH	DIFF	TIME OF DAY
1 -		47.818	44.825	2:04.664	71.82	10.024	17:08:53.945
2 -	26.483	47.458	44.818	1:58.759	75.40	4.119	17:10:52.704
3 -	25.492	46.043	44.255	1:55.790	77.33	1.150	17:12:48.494
4 -	25.471	46.824	45.764	1:58.059	75.84	3.419	17:14:46.553
5 -	25.221	46.652	44.012	1:55.885	77.27	1.245	17:16:42.438
6 -	25.590	1:04.492	43.294	2:13.376	67.13	18.736	17:18:55.814
7 -	25.177	45.961	43.969	1:55.107 (3)	77.79	0.467	17:20:50.921
8 -	24.764	1:08.926	43.147	2:16.837	65.43	22.197	17:23:07.758
9 -	25.227	45.855	43.558	1:54.640 (1)	78.10		17:25:02.398
10 -	25.111	45.803	45.014	1:55.928	77.24	1.288	17:26:58.326
11 -	25.209	46.488	45.785	1:57.482	76.21	2.842	17:28:55.808
12 -	25.617	46.090	43.363	1:55.070 (2)	77.81	0.430	17:30:50.878

P9		68		Martin MASON		Porsche Boxster S 3.2	
IDEAL LAP TIME : 1:58.873		BEST LAP TIME : 1:59.027		DIFFERENCE : 0.154			
LAP	SECTOR 1	SECTOR 2	SECTOR 3	LAP TIME	MPH	DIFF	TIME OF DAY
1 -		50.194	51.777	2:13.848	66.89	14.821	17:09:03.129
2 -	27.014	48.698	47.114	2:02.826	72.90	3.799	17:11:05.955
3 -	26.449	48.603	46.828	2:01.880	73.46	2.853	17:13:07.835
4 -	26.258	48.837	46.605	2:01.700	73.57	2.673	17:15:09.535
5 -	26.480	48.262	46.187	2:00.929 (3)	74.04	1.902	17:17:10.464
6 -	26.537	48.091	46.745	2:01.373	73.77	2.346	17:19:11.837
7 -	26.594	48.594	46.810	2:01.998	73.39	2.971	17:21:13.835
8 -	26.374	48.500	46.280	2:01.154	73.90	2.127	17:23:14.989
9 -	26.570	48.210	46.527	2:01.307	73.81	2.280	17:25:16.296
10 -	26.431	48.517	46.050	2:00.998	74.00	1.971	17:27:17.294
11 -	26.337	47.832	44.858	1:59.027 (1)	75.23		17:29:16.321
12 -	26.183	48.227	45.780	2:00.190 (2)	74.50	1.163	17:31:16.511

Porsche Club Motorsport Boxster Cup

RACE 7 - SECTOR ANALYSIS



SECTOR 1 = FL to I1, SECTOR 2 = I1 to I2, SECTOR 3 = I2 to FL, DIFF = Difference To Personal Best Lap, P = Crossed Finish Line in Pit Lane, D = Time Disallowed

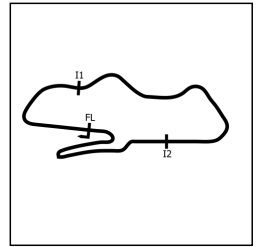
P10 99		Graham HEARD		Porsche Boxster S 3.2			
IDEAL LAP TIME : 1:57.881		BEST LAP TIME : 1:58.568		DIFFERENCE : 0.687			
LAP	SECTOR 1	SECTOR 2	SECTOR 3	LAP TIME	MPH	DIFF	TIME OF DAY
1 -		52.399	49.111	2:17.558	65.09	18.990	17:09:06.839
2 -	28.144	50.057	47.582	2:05.783	71.18	7.215	17:11:12.622
3 -	27.237	49.628	48.059	2:04.924	71.67	6.356	17:13:17.546
4 -	26.975	48.447	47.932	2:03.354	72.59	4.786	17:15:20.900
5 -	26.879	50.637	46.716	2:04.232	72.07	5.664	17:17:25.132
6 -	26.432	47.409	45.751	1:59.592	74.87	1.024	17:19:24.724
7 -	25.818	47.607	46.006	1:59.431	74.97	0.863	17:21:24.155
8 -	26.055	47.187	45.639	1:58.881 (3)	75.32	0.313	17:23:23.036
9 -	26.061	47.146	46.736	1:59.943	74.65	1.375	17:25:22.979
10 -	26.778	47.568	45.521	1:59.867	74.70	1.299	17:27:22.846
11 -	26.224	46.747	45.597	1:58.568 (1)	75.52		17:29:21.414
12 -	25.769	46.591	46.224	1:58.584 (2)	75.51	0.016	17:31:19.998

P11 46		Tom HALE		Porsche Boxster S 3.2			
IDEAL LAP TIME : 2:01.580		BEST LAP TIME : 2:02.153		DIFFERENCE : 0.573			
LAP	SECTOR 1	SECTOR 2	SECTOR 3	LAP TIME	MPH	DIFF	TIME OF DAY
1 -		51.113	48.273	2:12.969	67.34	10.816	17:09:02.250
2 -	27.255	49.188	47.778	2:04.221	72.08	2.068	17:11:06.471
3 -	27.256	49.362	47.110	2:03.728	72.37	1.575	17:13:10.199
4 -	26.990	49.014	46.704	2:02.708	72.97	0.555	17:15:12.907
5 -	26.803	48.810	46.602	2:02.215 (2)	73.26	0.062	17:17:15.122
6 -	26.870	48.962	46.806	2:02.638	73.01	0.485	17:19:17.760
7 -	27.105	49.618	46.139	2:02.862	72.88	0.709	17:21:20.622
8 -	26.686	48.965	46.762	2:02.413	73.14	0.260	17:23:23.035
9 -	27.171	49.081	46.642	2:02.894	72.86	0.741	17:25:25.929
10 -	26.849	49.129	47.372	2:03.350	72.59	1.197	17:27:29.279
11 -	26.757	48.984	46.412	2:02.153 (1)	73.30		17:29:31.432
12 -	26.631	49.020	46.681	2:02.332 (3)	73.19	0.179	17:31:33.764

P12 38		Eric BRIDGES		Porsche Boxster S 3.2			
IDEAL LAP TIME : 2:03.263		BEST LAP TIME : 2:03.741		DIFFERENCE : 0.478			
LAP	SECTOR 1	SECTOR 2	SECTOR 3	LAP TIME	MPH	DIFF	TIME OF DAY
1 -		50.844	48.740	2:13.976	66.83	10.235	17:09:03.257
2 -	28.070	50.213	47.784	2:06.067	71.02	2.326	17:11:09.324
3 -	27.442	49.357	48.314	2:05.113	71.57	1.372	17:13:14.437
4 -	27.600	50.270	47.210	2:05.080 (3)	71.58	1.339	17:15:19.517
5 -	27.677	52.827	47.558	2:08.062	69.92	4.321	17:17:27.579
6 -	27.093	49.835	46.813	2:03.741 (1)	72.36		17:19:31.320
7 -	27.787	49.830	47.535	2:05.152	71.54	1.411	17:21:36.472
8 -	27.384	50.953	47.776	2:06.113	71.00	2.372	17:23:42.585
9 -	28.311	50.764	47.631	2:06.706	70.67	2.965	17:25:49.291
10 -	27.369	50.037	47.163	2:04.569 (2)	71.88	0.828	17:27:53.860
11 -	27.794	52.247	47.365	2:07.406	70.28	3.665	17:30:01.266
12 -	27.943	50.562	47.869	2:06.374	70.85	2.633	17:32:07.640

Porsche Club Motorsport Boxster Cup

RACE 7 - SECTOR ANALYSIS



SECTOR 1 = FL to I1, SECTOR 2 = I1 to I2, SECTOR 3 = I2 to FL, DIFF = Difference To Personal Best Lap, P = Crossed Finish Line in Pit Lane, D = Time Disallowed

P13 3		Matthew SHEARS		Porsche Boxster S 3.2			
IDEAL LAP TIME : 1:58.628		BEST LAP TIME : 1:59.754		DIFFERENCE : 1.126			
LAP	SECTOR 1	SECTOR 2	SECTOR 3	LAP TIME	MPH	DIFF	TIME OF DAY
1 -		49.914	1:02.289	2:24.500	61.96	24.746	17:09:13.781
2 -	26.674	48.530	46.913	2:02.117	73.32	2.363	17:11:15.898
3 -	26.815	48.846	47.207	2:02.868	72.87	3.114	17:13:18.766
4 -	26.166	48.544	46.847	2:01.557	73.66	1.803	17:15:20.323
5 -	26.629	1:15.771	47.465	2:29.865	59.75	30.111	17:17:50.188
6 -	27.247	48.987	46.655	2:02.889	72.86	3.135	17:19:53.077
7 -	25.738	48.185	45.918	1:59.841 (2)	74.71	0.087	17:21:52.918
8 -	26.185	48.403	45.647	2:00.235 (3)	74.47	0.481	17:23:53.153
9 -	26.338	47.910	45.506	1:59.754 (1)	74.77		17:25:52.907
10 -	38.563	48.570	45.570	2:12.703	67.47	12.949	17:28:05.610
11 -	26.749	48.419	45.597	2:00.765	74.14	1.011	17:30:06.375
12 -	26.253	47.384	48.117	2:01.754	73.54	2.000	17:32:08.129

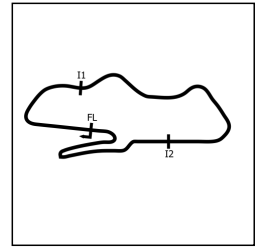
P14 71		Simon DYE		Porsche Boxster S 3.2			
IDEAL LAP TIME : 2:04.165		BEST LAP TIME : 2:04.996		DIFFERENCE : 0.831			
LAP	SECTOR 1	SECTOR 2	SECTOR 3	LAP TIME	MPH	DIFF	TIME OF DAY
1 -		53.601	50.522	2:19.898	64.00	14.902	17:09:09.179
2 -	28.221	50.462	50.429	2:09.112	69.35	4.116	17:11:18.291
3 -	27.895	51.685	49.459	2:09.039	69.39	4.043	17:13:27.330
4 -	27.479	49.976	49.523	2:06.978	70.51	1.982	17:15:34.308
5 -	27.600	50.471	49.175	2:07.246	70.37	2.250	17:17:41.554
6 -	27.025	49.818	48.532	2:05.375	71.42	0.379	17:19:46.929
7 -	27.061	49.616	48.319	2:04.996 (1)	71.63		17:21:51.925
8 -	26.887	51.070	49.088	2:07.045	70.48	2.049	17:23:58.970
9 -	26.931	50.224	47.981	2:05.136 (2)	71.55	0.140	17:26:04.106
10 -	28.619	49.297	48.022	2:05.938	71.10	0.942	17:28:10.044
11 -	27.387	49.501	48.373	2:05.261 (3)	71.48	0.265	17:30:15.305
12 -	27.859	50.363	48.311	2:06.533	70.76	1.537	17:32:21.838

P15 18		Eva NOLAN		Porsche Boxster S 3.2			
IDEAL LAP TIME : 2:05.613		BEST LAP TIME : 2:05.613		DIFFERENCE : 0.000			
LAP	SECTOR 1	SECTOR 2	SECTOR 3	LAP TIME	MPH	DIFF	TIME OF DAY
1 -		52.108	49.811	2:16.864	65.42	11.251	17:09:06.145
2 -	29.524	51.646	49.469	2:10.639	68.54	5.026	17:11:16.784
3 -	28.610	51.244	48.781	2:08.635	69.61	3.022	17:13:25.419
4 -	28.010	51.223	48.594	2:07.827	70.05	2.214	17:15:33.246
5 -	27.984	51.219	49.674	2:08.877	69.48	3.264	17:17:42.123
6 -	27.713	51.015	47.774	2:06.502 (3)	70.78	0.889	17:19:48.625
7 -	27.585	50.715	48.677	2:06.977	70.52	1.364	17:21:55.602
8 -	27.559	51.499	48.444	2:07.502	70.22	1.889	17:24:03.104
9 -	27.672	51.301	48.217	2:07.190	70.40	1.577	17:26:10.294
10 -	27.507	50.337	47.769	2:05.613 (1)	71.28		17:28:15.907
11 -	27.555	50.518	48.280	2:06.353 (2)	70.86	0.740	17:30:22.260

P16 64		David HUSSEY		Porsche Boxster S 3.2			
IDEAL LAP TIME : 2:04.507		BEST LAP TIME : 2:04.662		DIFFERENCE : 0.155			
LAP	SECTOR 1	SECTOR 2	SECTOR 3	LAP TIME	MPH	DIFF	TIME OF DAY
1 -	OUTLAP	54.238	50.230	5:07.332	29.13	3:02.670	17:11:56.613
2 -	29.129	52.631	49.857	2:11.617	68.03	6.955	17:14:08.230
3 -	28.555	52.585	48.711	2:09.851	68.95	5.189	17:16:18.081
4 -	28.553	52.064	48.837	2:09.454	69.17	4.792	17:18:27.535
5 -	28.816	51.797	48.056	2:08.669	69.59	4.007	17:20:36.204
6 -	29.181	51.983	48.540	2:09.704	69.03	5.042	17:22:45.908
7 -	27.516	50.610	48.916	2:07.042	70.48	2.380	17:24:52.950
8 -	27.540	50.447	48.037	2:06.024 (3)	71.05	1.362	17:26:58.974
9 -	27.712	50.441	47.119	2:05.272 (2)	71.48	0.610	17:29:04.246
10 -	27.291	50.596	46.775	2:04.662 (1)	71.82		17:31:08.908

Porsche Club Motorsport Boxster Cup

RACE 7 - SECTOR ANALYSIS



SECTOR 1 = FL to I1, SECTOR 2 = I1 to I2, SECTOR 3 = I2 to FL, DIFF = Difference To Personal Best Lap, P = Crossed Finish Line in Pit Lane, D = Time Disallowed

P17 91		Adam SPENCER		Porsche Boxster S 3.2			
IDEAL LAP TIME : 2:22.379		BEST LAP TIME : 2:36.691		DIFFERENCE : 14.312			
LAP	SECTOR 1	SECTOR 2	SECTOR 3	LAP TIME	MPH	DIFF	TIME OF DAY
1 -		56.253	54.831	2:36.691 (1)	57.14		17:09:25.972
2 -	31.295	58.997	IN PIT	2:29.552 P	59.87		17:11:55.524

Porsche Club Motorsport Boxster Cup

RACE 7 - BEST SECTORS

SECTOR 1			SECTOR 2		SECTOR 3		IDEAL / BEST COMPARISON					
POS	NO	TIME	NO	TIME	NO	TIME	POS	NO	NAME	IDEAL	BEST	DIFF
1	23	24.764	23	45.803	23	43.147	1	23	WATT	PERFECT LAP 1:53.714	1:54.640	0.926
2	96	25.420	51	46.053	51	43.830	2	51	WARNER	1:55.523	1:55.523	0.000
3	8	25.427	8	46.096	86	43.862	3	86	GREWCOCK	1:55.727	1:55.923	0.196
4	81	25.469	81	46.232	81	44.164	4	81	DARLING	1:55.865	1:55.975	0.110
5	86	25.500	86	46.365	8	44.367	5	8	BREAM	1:55.890	1:56.139	0.249
6	13	25.555	96	46.530	13	44.409	6	13	HAFFNER	1:56.515	1:57.075	0.560
7	51	25.640	13	46.551	96	44.661	7	96	DYE	1:56.611	1:57.298	0.687
8	3	25.738	99	46.591	6	44.775	8	6	THOMPSON	1:57.464	1:58.332	0.868
9	6	25.767	6	46.922	68	44.858	9	99	HEARD	1:57.881	1:58.568	0.687
10	99	25.769	3	47.384	3	45.506	10	3	SHEARS	1:58.628	1:59.754	1.126
11	68	26.183	68	47.832	99	45.521	11	68	MASON	1:58.873	1:59.027	0.154
12	46	26.631	46	48.810	46	46.139	12	46	HALE	2:01.580	2:02.153	0.573
13	71	26.887	71	49.297	64	46.775	13	38	BRIDGES	2:03.263	2:03.741	0.478
14	38	27.093	38	49.357	38	46.813	14	71	DYE	2:04.165	2:04.996	0.831
15	64	27.291	18	50.337	18	47.769	15	64	HUSSEY	2:04.507	2:04.662	0.155
16	18	27.507	64	50.441	71	47.981	16	18	NOLAN	2:05.613	2:05.613	0.000
17	91	31.295	91	56.253	91	54.831	17	91	SPENCER	2:22.379	2:36.691	14.312

Porsche Club Motorsport Boxster Cup

RACE 7 - STATISTICS

Competitors Started	17
Planned Start	2025-09-20 @ 16:50:00.000
Actual Start	2025-09-20 @ 17:06:49.280
Finish Time	2025-09-20 @ 17:30:21.456
Track Length	2.4873mi.
Total Laps	191
Total Distance Covered	475.0836mi.

Session Fastest Lap History

NO	NAME	LAP TIME	TIME OF DAY	LAP	VEHICLE
8	Bertie BREAM	2:02.462	17:08:51.767	1	Porsche Boxster S 3.2
8	Bertie BREAM	1:58.238	17:10:50.005	2	Porsche Boxster S 3.2
8	Bertie BREAM	1:57.883	17:12:47.889	3	Porsche Boxster S 3.2
13	Brenden HAFFNER	1:57.439	17:12:48.450	3	Porsche Boxster S 3.2
23	Max WATT	1:55.790	17:12:48.494	3	Porsche Boxster S 3.2
23	Max WATT	1:55.107	17:20:50.940	7	Porsche Boxster S 3.2
23	Max WATT	1:54.640	17:25:02.416	9	Porsche Boxster S 3.2

Session Leader History

NO	NAME	FROM LAP	LAPS LED	DISTANCE	VEHICLE
8	Bertie BREAM	1	3	7.42 miles	Porsche Boxster S 3.2
23	Max WATT	4	2	4.97 miles	Porsche Boxster S 3.2
8	Bertie BREAM	6	7	17.41 miles	Porsche Boxster S 3.2

Flag History

TYPE	TIME OF DAY
GREEN	17:06:49.280
FINISH	17:30:21.456

Flag Statistics

TYPE	COUNT	TOTAL LAPS	TOTAL TIME
Green	1	12	27:12.977
Red	0	0	0.000
Safety Car	0	0	0.000
FCY	0	0	0.000