



Porsche Club

Motorsport



BOXSTER CUP



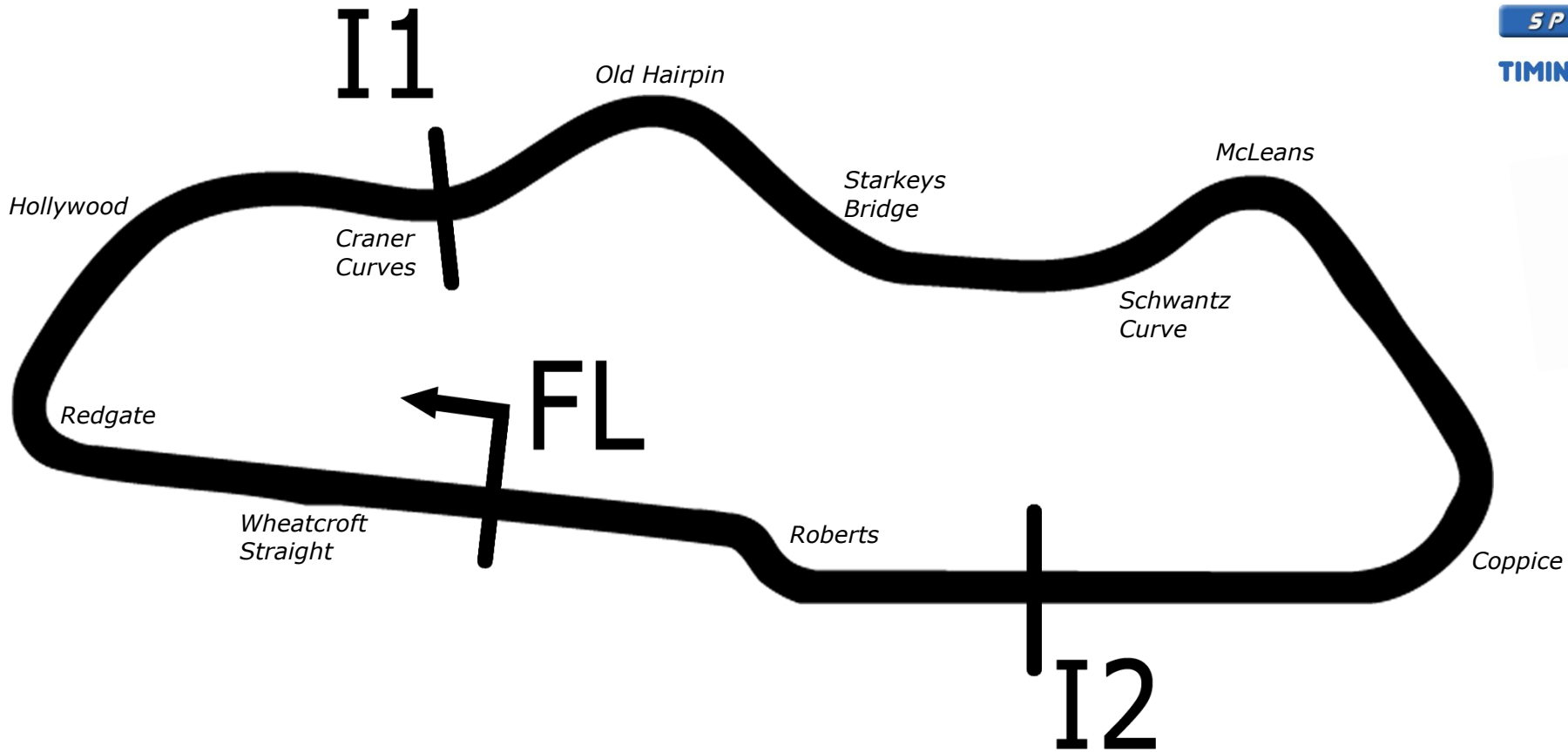
Donington Park

1st April 2023

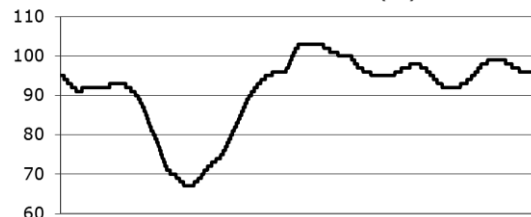
Results



Donington Park National



Circuit Altitude (m)



Length	1.9790 miles	3185.0 m	
FL		52.82971 N	1.37867 W
I1	941m	52.83226 N	1.37893 W
I2	2641m	52.82866 N	1.37129 W
Pit Entry	3100m	52.82951 N	1.37832 W
Pit Exit	229m after FL	52.82996 N	1.38205 W
Pit Entry-Pit Exit 256m, 18.4s @50kph, 15.3s @60kph			

All results available at www.tsl-timing.com

Porsche Boxster Cup

QUALIFYING - RACE 6 - 2ND FASTEST CLASSIFICATION

POS	NO	NAME	ENTRY	TIME	ON	LAPS	GAP	DIFF	MPH
1	21	Jonathan LOVELL	Porsche Boxster S	1:28.224	10	13			80.75
2	7	T.ANDREW / P.ANDREW	Porsche Boxster S	1:31.013	12	12	2.789	2.789	78.28
3	90	Sarah THOMSON	Porsche Boxster S	1:31.892	12	12	3.668	0.879	77.53
4	20	Faye NOBLE-EVANS	Porsche Boxster S	1:32.520	12	13	4.296	0.628	77.00
5	46	Ashley WHITE	Porsche Boxster S	1:33.798	8	12	5.574	1.278	75.95
6	66	Vikram SUDERA	Porsche Boxster S	1:33.926	7	12	5.702	0.128	75.85
7	6	Mike THOMPSON	Porsche Boxster S	1:34.022	10	11	5.798	0.096	75.77
8	33	Jessica WILKINSON	Porsche Boxster S	1:36.157	10	11	7.933	2.135	74.09
9	77*	Paul WATSON	Porsche Boxster S	1:36.296	9	10	8.072	0.139	73.98
10	38	Eric BRIDGES	Porsche Boxster S	1:37.896	7	9	9.672	1.600	72.77
11	23	Zoe KYLE-HENNEY	Porsche Boxster S	1:38.196	4	11	9.972	0.300	72.55
12	28	Phil GRAHAM	Porsche Boxster S	1:38.285	11	11	10.061	0.089	72.48
13	24	Sarah WOOD	Porsche Boxster S	1:48.992	7	10	20.768	10.707	65.36

*Car 77 requires a working transponder - Regulation Q12.8.1 refers.

Weather / Track : Cloudy / Damp

These results are provisional until the conclusion of any judicial and technical matters.

Donington Park National: 1.9790 miles

Date: 01/04/2023 Start: 09:00 Finish: 09:20

Clerk Of Course : Andy Stevens

Stewards :

Timekeeper : Nick Palmer

Porsche Boxster Cup

QUALIFYING - RACE 1 - CLASSIFICATION

POS	NO	NAME	ENTRY	TIME	ON	LAPS	GAP	DIFF	MPH
1	21	Jonathan LOVELL	Porsche Boxster S	1:27.061	13	13			81.83
2	7	T.ANDREW / P.ANDREW	Porsche Boxster S	1:30.426	10	12	3.365	3.365	78.78
3	90	Sarah THOMSON	Porsche Boxster S	1:31.836	11	12	4.775	1.410	77.58
4	66	Vikram SUDERA	Porsche Boxster S	1:31.927	11	12	4.866	0.091	77.50
5	20	Faye NOBLE-EVANS	Porsche Boxster S	1:32.113	13	13	5.052	0.186	77.34
6	46	Ashley WHITE	Porsche Boxster S	1:32.428	12	12	5.367	0.315	77.08
7	6	Mike THOMPSON	Porsche Boxster S	1:33.784	9	11	6.723	1.356	75.96
8	33	Jessica WILKINSON	Porsche Boxster S	1:35.770	11	11	8.709	1.986	74.39
9	77*	Paul WATSON	Porsche Boxster S	1:35.802	10	10	8.741	0.032	74.36
10	28	Phil GRAHAM	Porsche Boxster S	1:36.782	9	11	9.721	0.980	73.61
11	38	Eric BRIDGES	Porsche Boxster S	1:36.809	9	9	9.748	0.027	73.59
12	23	Zoe KYLE-HENNEY	Porsche Boxster S	1:36.867	9	11	9.806	0.058	73.55
13	24	Sarah WOOD	Porsche Boxster S	1:48.524	8	10	21.463	11.657	65.65

*Car 77 requires a working transponder - Regulation Q12.8.1 refers.

Weather / Track : Cloudy / Damp

These results are provisional until the conclusion of any judicial and technical matters.

Donington Park National: 1.9790 miles

Date: 01/04/2023 Start: 09:00 Finish: 09:20

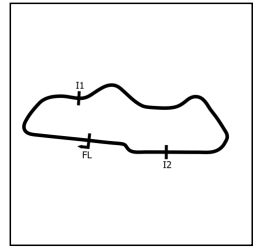
Clerk Of Course : Andy Stevens

Stewards :

Timekeeper : Nick Palmer

Porsche Boxster Cup

QUALIFYING - RACE 1 - SECTOR ANALYSIS



SECTOR 1 = FL to I1, SECTOR 2 = I1 to I2, SECTOR 3 = I2 to FL, DIFF = Difference To Personal Best Lap, P = Crossed Finish Line in Pit Lane, D = Time Disallowed

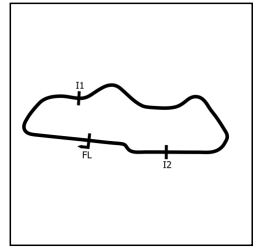
P1		21 3		Jonathan LOVELL		Porsche Boxster S	
IDEAL LAP TIME : 1:26.851		BEST LAP TIME : 1:27.061		DIFFERENCE : 0.210			
LAP	SECTOR 1	SECTOR 2	SECTOR 3	LAP TIME	MPH	DIFF	TIME OF DAY
1 -	37.514	59.711	17.283	1:54.508	62.21	27.447	09:02:38.062
2 -	27.609	51.246	16.617	1:35.472	74.62	8.411	09:04:13.534
3 -	27.675	49.816	16.462	1:33.953	75.83	6.892	09:05:47.487
4 -	26.501	48.609	16.141	1:31.251	78.07	4.190	09:07:18.738
5 -	26.023	50.684	16.097	1:32.804	76.77	5.743	09:08:51.542
6 -	26.776	1:00.329	16.074	1:43.179	69.05	16.118	09:10:34.721
7 -	26.646	52.465	15.857	1:34.968	75.02	7.907	09:12:09.689
8 -	25.629	49.160	15.983	1:30.772	78.48	3.711	09:13:40.461
9 -	25.999	47.577	15.592	1:29.168	79.90	2.107	09:15:09.629
10 -	25.470	47.029	15.725	1:28.224 (2)	80.75	1.163	09:16:37.853
11 -	25.453	48.111	15.333	1:28.897 (3)	80.14	1.836	09:18:06.750
12 -	25.288	49.238	15.990	1:30.516	78.71	3.455	09:19:37.266
13 -	25.132	46.386	15.543	1:27.061 (1)	81.83		09:21:04.327

P2		7 3		T.ANDREW / P.ANDREW		Porsche Boxster S	
IDEAL LAP TIME : 1:29.216		BEST LAP TIME : 1:30.426		DIFFERENCE : 1.210			
LAP	SECTOR 1	SECTOR 2	SECTOR 3	LAP TIME	MPH	DIFF	TIME OF DAY
1 -	32.468	57.425	19.102	1:48.995	65.36	18.569	09:02:25.069
2 -	29.813	58.590	18.711	1:47.114	66.51	16.688	09:04:12.183
3 -	30.565	1:00.243	IN PIT	1:59.462 P	59.63	29.036	09:06:11.645
4 -	OUTLAP	53.822	16.954	2:46.717	42.73	1:16.291	09:08:58.362
5 -	27.631	58.499	17.884	1:44.014	68.49	13.588	09:10:42.376
6 -	27.472	50.727	16.933	1:35.132	74.89	4.706	09:12:17.508
7 -	27.021	49.290	16.448	1:32.759	76.80	2.333	09:13:50.267
8 -	26.298	49.916	17.398	1:33.612	76.10	3.186	09:15:23.879
9 -	27.669	49.129	16.281	1:33.079	76.54	2.653	09:16:56.958
10 -	26.339	47.261	16.826	1:30.426 (1)	78.78		09:18:27.384
11 -	25.899	48.847	16.780	1:31.526 (3)	77.84	1.100	09:19:58.910
12 -	26.369	48.588	16.056	1:31.013 (2)	78.28	0.587	09:21:29.923

P3		90 3		Sarah THOMSON		Porsche Boxster S	
IDEAL LAP TIME : 1:30.704		BEST LAP TIME : 1:31.836		DIFFERENCE : 1.132			
LAP	SECTOR 1	SECTOR 2	SECTOR 3	LAP TIME	MPH	DIFF	TIME OF DAY
1 -	36.840	1:03.916	19.368	2:00.124	59.31	28.288	09:02:45.420
2 -	30.866	56.425	17.765	1:45.056	67.81	13.220	09:04:30.476
3 -	28.734	54.613	18.411	1:41.758	70.01	9.922	09:06:12.234
4 -	28.393	57.223	17.208	1:42.824	69.28	10.988	09:07:55.058
5 -	27.901	53.478	17.258	1:38.637	72.23	6.801	09:09:33.695
6 -	27.550	53.421	16.923	1:37.894	72.77	6.058	09:11:11.589
7 -	27.902	51.227	16.431	1:35.560	74.55	3.724	09:12:47.149
8 -	26.850	50.115	16.305	1:33.270 (3)	76.38	1.434	09:14:20.419
9 -	26.966	52.322	20.027	1:39.315	71.73	7.479	09:15:59.734
10 -	29.093	55.463	16.775	1:41.331	70.31	9.495	09:17:41.065
11 -	25.671	50.405	15.760	1:31.836 (1)	77.58		09:19:12.901
12 -	26.421	49.273	16.198	1:31.892 (2)	77.53	0.056	09:20:44.793

Porsche Boxster Cup

QUALIFYING - RACE 1 - SECTOR ANALYSIS



SECTOR 1 = FL to I1, SECTOR 2 = I1 to I2, SECTOR 3 = I2 to FL, DIFF = Difference To Personal Best Lap, P = Crossed Finish Line in Pit Lane, D = Time Disallowed

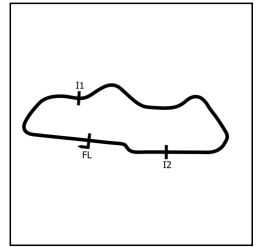
P4 66 3		Vikram SUDERA		Porsche Boxster S			
IDEAL LAP TIME : 1:31.927		BEST LAP TIME : 1:31.927		DIFFERENCE : 0.000			
LAP	SECTOR 1	SECTOR 2	SECTOR 3	LAP TIME	MPH	DIFF	TIME OF DAY
1 -	36.685	1:04.704	18.800	2:00.189	59.27	28.262	09:02:49.050
2 -	29.023	1:01.444	16.885	1:47.352	66.36	15.425	09:04:36.402
3 -	27.907	52.002	17.609	1:37.518	73.05	5.591	09:06:13.920
4 -	27.280	54.594	17.107	1:38.981	71.97	7.054	09:07:52.901
5 -	26.876	54.980	16.911	1:38.767	72.13	6.840	09:09:31.668
6 -	27.105	52.060	17.499	1:36.664	73.70	4.737	09:11:08.332
7 -	26.682	50.712	16.532	1:33.926 (2)	75.85	1.999	09:12:42.258
8 -	26.562	51.260	16.707	1:34.529	75.36	2.602	09:14:16.787
9 -	27.406	52.618	17.403	1:37.427	73.12	5.500	09:15:54.214
10 -	27.143	50.843	16.475	1:34.461 (3)	75.42	2.534	09:17:28.675
11 -	26.078	49.439	16.410	1:31.927 (1)	77.50		09:19:00.602
12 -	26.248	50.851	17.877	1:34.976	75.01	3.049	09:20:35.578

P5 20 3		Faye NOBLE-EVANS		Porsche Boxster S			
IDEAL LAP TIME : 1:32.043		BEST LAP TIME : 1:32.113		DIFFERENCE : 0.070			
LAP	SECTOR 1	SECTOR 2	SECTOR 3	LAP TIME	MPH	DIFF	TIME OF DAY
1 -	31.893	56.815	17.621	1:46.329	67.00	14.216	09:02:23.688
2 -	28.210	53.280	17.116	1:38.606	72.25	6.493	09:04:02.294
3 -	28.008	51.954	17.447	1:37.409	73.14	5.296	09:05:39.703
4 -	27.571	51.637	16.626	1:35.834	74.34	3.721	09:07:15.537
5 -	27.343	52.945	17.005	1:37.293	73.22	5.180	09:08:52.830
6 -	28.330	57.730	17.331	1:43.391	68.90	11.278	09:10:36.221
7 -	27.160	52.520	16.733	1:36.413	73.89	4.300	09:12:12.634
8 -	26.915	52.011	16.942	1:35.868	74.31	3.755	09:13:48.502
9 -	26.945	51.013	16.697	1:34.655	75.26	2.542	09:15:23.157
10 -	27.039	50.687	17.246	1:34.972	75.01	2.859	09:16:58.129
11 -	26.835	50.240	16.882	1:33.957 (3)	75.82	1.844	09:18:32.086
12 -	26.597	49.597	16.326	1:32.520 (2)	77.00	0.407	09:20:04.606
13 -	26.190	49.667	16.256	1:32.113 (1)	77.34		09:21:36.719

P6 46 3		Ashley WHITE		Porsche Boxster S			
IDEAL LAP TIME : 1:32.159		BEST LAP TIME : 1:32.428		DIFFERENCE : 0.269			
LAP	SECTOR 1	SECTOR 2	SECTOR 3	LAP TIME	MPH	DIFF	TIME OF DAY
1 -	37.059	1:00.275	17.651	1:54.985	61.96	22.557	09:02:42.897
2 -	29.521	53.383	16.728	1:39.632	71.50	7.204	09:04:22.529
3 -	28.269	53.271	18.336	1:39.876	71.33	7.448	09:06:02.405
4 -	27.911	51.669	17.055	1:36.635	73.72	4.207	09:07:39.040
5 -	28.099	56.142	IN PIT	1:45.908 P	67.27	13.480	09:09:24.948
6 -	OUTLAP	56.871	16.961	2:42.049	43.96	1:09.621	09:12:06.997
7 -	26.698	50.970	16.703	1:34.371	75.49	1.943	09:13:41.368
8 -	26.627	50.664	16.507	1:33.798 (2)	75.95	1.370	09:15:15.166
9 -	26.653	51.223	16.651	1:34.527	75.37	2.099	09:16:49.693
10 -	26.454	49.948	18.124	1:34.526	75.37	2.098	09:18:24.219
11 -	26.672	51.044	16.491	1:34.207 (3)	75.62	1.779	09:19:58.426
12 -	26.392	49.276	16.760	1:32.428 (1)	77.08		09:21:30.854

Porsche Boxster Cup

QUALIFYING - RACE 1 - SECTOR ANALYSIS



SECTOR 1 = FL to I1, SECTOR 2 = I1 to I2, SECTOR 3 = I2 to FL, DIFF = Difference To Personal Best Lap, P = Crossed Finish Line in Pit Lane, D = Time Disallowed

P7		6 3		Mike THOMPSON		Porsche Boxster S	
IDEAL LAP TIME : 1:33.348		BEST LAP TIME : 1:33.784		DIFFERENCE : 0.436			
LAP	SECTOR 1	SECTOR 2	SECTOR 3	LAP TIME	MPH	DIFF	TIME OF DAY
1 -	35.400	1:02.724	18.631	1:56.755	61.02	22.971	09:02:48.218
2 -	29.363	56.296	18.050	1:43.709	68.69	9.925	09:04:31.927
3 -	28.480	53.026	17.633	1:39.139	71.86	5.355	09:06:11.066
4 -	27.905	55.638	17.047	1:40.590	70.82	6.806	09:07:51.656
5 -	27.628	53.778	17.261	1:38.667	72.20	4.883	09:09:30.323
6 -	27.922	52.312	IN PIT	1:41.365	P 70.28	7.581	09:11:11.688
7 -	OUTLAP	51.081	16.652	2:49.028	42.15	1:15.244	09:14:00.716
8 -	27.706	50.409	16.792	1:34.907	75.06	1.123	09:15:35.623
9 -	26.946	49.903	16.935	1:33.784 (1)	75.96		09:17:09.407
10 -	27.111	49.750	17.161	1:34.022	(2) 75.77	0.238	09:18:43.429
11 -	26.996	50.028	17.101	1:34.125	(3) 75.69	0.341	09:20:17.554

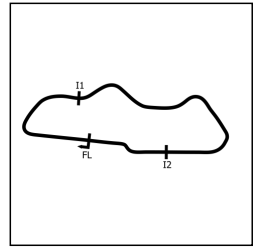
P8		33 3		Jessica WILKINSON		Porsche Boxster S	
IDEAL LAP TIME : 1:35.057		BEST LAP TIME : 1:35.770		DIFFERENCE : 0.713			
LAP	SECTOR 1	SECTOR 2	SECTOR 3	LAP TIME	MPH	DIFF	TIME OF DAY
1 -	37.470	1:03.193	18.985	1:59.648	59.54	23.878	09:02:42.604
2 -	28.065	54.572	16.792	1:39.429	71.65	3.659	09:04:22.033
3 -	28.259	52.629	43.579	2:04.467	57.24	28.697	09:06:26.500
4 -	31.014	57.466	17.332	1:45.812	67.33	10.042	09:08:12.312
5 -	29.172	59.726	IN PIT	1:50.640	P 64.39	14.870	09:10:02.952
6 -	OUTLAP	1:00.849	17.788	2:36.303	45.58	1:00.533	09:12:39.255
7 -	27.677	52.627	16.998	1:37.302	(3) 73.22	1.532	09:14:16.557
8 -	27.262	52.688	17.872	1:37.822	72.83	2.052	09:15:54.379
9 -	28.113	52.376	17.077	1:37.566	73.02	1.796	09:17:31.945
10 -	27.814	51.516	16.827	1:36.157	(2) 74.09	0.387	09:19:08.102
11 -	27.567	51.003	17.200	1:35.770 (1)	74.39		09:20:43.872

P9		77 3		Paul WATSON		Porsche Boxster S	
IDEAL LAP TIME :		BEST LAP TIME : 1:35.802		DIFFERENCE :			
LAP	SECTOR 1	SECTOR 2	SECTOR 3	LAP TIME	MPH	DIFF	TIME OF DAY
1 -				2:00.121	59.31	24.319	09:02:42.211
2 -				1:46.605	66.83	10.803	09:04:28.816
3 -				1:41.524	70.17	5.722	09:06:10.340
4 -				2:24.998	49.13	49.196	09:08:35.338
5 -			IN PIT	2:19.548	P 51.05	43.746	09:10:54.886
6 -				3:17.966	35.98	1:42.164	09:14:12.853
7 -				1:40.340	71.00	4.538	09:15:53.193
8 -				1:38.176	(3) 72.57	2.374	09:17:31.369
9 -				1:36.296	(2) 73.98	0.494	09:19:07.665
10 -				1:35.802 (1)	74.36		09:20:43.467

P10		28 3		Phil GRAHAM		Porsche Boxster S	
IDEAL LAP TIME : 1:36.706		BEST LAP TIME : 1:36.782		DIFFERENCE : 0.076			
LAP	SECTOR 1	SECTOR 2	SECTOR 3	LAP TIME	MPH	DIFF	TIME OF DAY
1 -	OUTLAP	1:05.779	19.799	2:01.909	58.44	25.127	09:02:52.027
2 -	30.643	1:00.705	19.358	1:50.706	64.35	13.924	09:04:42.733
3 -	29.999	1:00.170	19.443	1:49.612	64.99	12.830	09:06:32.345
4 -	30.066	1:02.668	18.745	1:51.479	63.91	14.697	09:08:23.824
5 -	29.371	59.262	17.979	1:46.612	66.82	9.830	09:10:10.436
6 -	29.829	58.604	17.522	1:45.955	67.24	9.173	09:11:56.391
7 -	29.373	54.304	17.581	1:41.258	70.36	4.476	09:13:37.649
8 -	28.878	54.707	16.908	1:40.493	(3) 70.89	3.711	09:15:18.142
9 -	27.517	52.281	16.984	1:36.782 (1)	73.61		09:16:54.924
10 -	28.016	55.478	19.001	1:42.495	69.51	5.713	09:18:37.419
11 -	27.691	52.495	18.099	1:38.285	(2) 72.48	1.503	09:20:15.704

Porsche Boxster Cup

QUALIFYING - RACE 1 - SECTOR ANALYSIS



SECTOR 1 = FL to I1, SECTOR 2 = I1 to I2, SECTOR 3 = I2 to FL, DIFF = Difference To Personal Best Lap, P = Crossed Finish Line in Pit Lane, D = Time Disallowed

P11 38 3		Eric BRIDGES		Porsche Boxster S			
IDEAL LAP TIME : 1:35.777		BEST LAP TIME : 1:36.809		DIFFERENCE : 1.032			
LAP	SECTOR 1	SECTOR 2	SECTOR 3	LAP TIME	MPH	DIFF	TIME OF DAY
1 -	36.522	1:03.228	20.006	1:59.756	59.49	22.947	09:02:46.714
2 -	30.334	56.150	18.176	1:44.660	68.07	7.851	09:04:31.374
3 -	29.414	1:05.406	21.565	1:56.385	61.21	19.576	09:06:27.759
4 -	29.242	5:00.151	20.160	5:49.553	20.38	4:12.744	09:12:17.312
5 -	31.310	56.746	18.148	1:46.204	67.08	9.395	09:14:03.516
6 -	28.587	52.951	16.882	1:38.420	72.39	1.611	09:15:41.936
7 -	28.262	52.623	17.011	1:37.896 (2)	72.77	1.087	09:17:19.832
8 -	28.541	52.231	17.542	1:38.314 (3)	72.46	1.505	09:18:58.146
9 -	27.882	51.013	17.914	1:36.809 (1)	73.59		09:20:34.955

P12 23 3		Zoe KYLE-HENNEY		Porsche Boxster S			
IDEAL LAP TIME : 1:35.745		BEST LAP TIME : 1:36.867		DIFFERENCE : 1.122			
LAP	SECTOR 1	SECTOR 2	SECTOR 3	LAP TIME	MPH	DIFF	TIME OF DAY
1 -	32.540	55.659	18.794	1:46.993	66.58	10.126	09:02:27.550
2 -	29.753	56.596	19.338	1:45.687	67.41	8.820	09:04:13.237
3 -	30.438	54.701	17.847	1:42.986	69.18	6.119	09:05:56.223
4 -	28.736	52.076	17.384	1:38.196 (2)	72.55	1.329	09:07:34.419
5 -	27.909	53.952	17.215	1:39.076	71.91	2.209	09:09:13.495
6 -	28.203	52.849	17.757	1:38.809	72.10	1.942	09:10:52.304
7 -	28.803	1:01.030	17.515	1:47.348	66.36	10.481	09:12:39.652
8 -	27.914	53.411	17.317	1:38.642 (3)	72.22	1.775	09:14:18.294
9 -	27.704	51.669	17.494	1:36.867 (1)	73.55		09:15:55.161
10 -	28.060	54.625	18.772	1:41.457	70.22	4.590	09:17:36.618
11 -	26.861	1:45.344	IN PIT	2:40.049 P	44.51	1:03.182	09:20:16.667

P13 24 3		Sarah WOOD		Porsche Boxster S			
IDEAL LAP TIME : 1:46.747		BEST LAP TIME : 1:48.524		DIFFERENCE : 1.777			
LAP	SECTOR 1	SECTOR 2	SECTOR 3	LAP TIME	MPH	DIFF	TIME OF DAY
1 -	37.992	1:06.275	20.221	2:04.488	57.23	15.964	09:02:51.079
2 -	30.821	1:00.761	19.037	1:50.619 (3)	64.40	2.095	09:04:41.698
3 -	30.301	1:16.646	19.151	2:06.098	56.50	17.574	09:06:47.796
4 -	33.245	1:05.649	20.410	1:59.304	59.71	10.780	09:08:47.100
5 -	33.595	1:06.098	20.351	2:00.044	59.35	11.520	09:10:47.144
6 -	32.675	1:06.807	19.457	1:58.939	59.90	10.415	09:12:46.083
7 -	30.526	58.808	19.658	1:48.992 (2)	65.36	0.468	09:14:35.075
8 -	30.955	57.989	19.580	1:48.524 (1)	65.65		09:16:23.599
9 -	31.401	57.409	50.023	2:18.833	51.31	30.309	09:18:42.432
10 -	31.692	1:00.189	21.972	1:53.853	62.57	5.329	09:20:36.285

Porsche Boxster Cup

QUALIFYING - RACE 1 - BEST SECTORS

SECTOR 1			SECTOR 2			SECTOR 3			IDEAL / BEST COMPARISON						
POS	NO	NAME	TIME	NO	NAME	TIME	NO	NAME	TIME	POS	NO	NAME	IDEAL	BEST	DIFF
													PERFECT LAP	1:26.851	
1	21	LOVELL	25.132	21	LOVELL	46.386	21	LOVELL	15.333	1	21	LOVELL	1:26.851	1:27.061	0.210
2	90	THOMSON	25.671	7	T.ANDREW / P.ANDREW	47.261	90	THOMSON	15.760	2	7	T.ANDREW / P.ANDREW	1:29.216	1:30.426	1.210
3	7	T.ANDREW / P.ANDREW	25.899	90	THOMSON	49.273	7	T.ANDREW / P.ANDREW	16.056	3	90	THOMSON	1:30.704	1:31.836	1.132
4	66	SUDERA	26.078	46	WHITE	49.276	20	NOBLE-EVANS	16.256	4	66	SUDERA	1:31.927	1:31.927	0.000
5	20	NOBLE-EVANS	26.190	66	SUDERA	49.439	66	SUDERA	16.410	5	20	NOBLE-EVANS	1:32.043	1:32.113	0.070
6	46	WHITE	26.392	20	NOBLE-EVANS	49.597	46	WHITE	16.491	6	46	WHITE	1:32.159	1:32.428	0.269
7	23	KYLE-HENNEY	26.861	6	THOMPSON	49.750	6	THOMPSON	16.652	7	6	THOMPSON	1:33.348	1:33.784	0.436
8	6	THOMPSON	26.946	33	WILKINSON	51.003	33	WILKINSON	16.792	8	33	WILKINSON	1:35.057	1:35.770	0.713
9	33	WILKINSON	27.262	38	BRIDGES	51.013	38	BRIDGES	16.882	9	23	KYLE-HENNEY	1:35.745	1:36.867	1.122
10	28	GRAHAM	27.517	23	KYLE-HENNEY	51.669	28	GRAHAM	16.908	10	38	BRIDGES	1:35.777	1:36.809	1.032
11	38	BRIDGES	27.882	28	GRAHAM	52.281	23	KYLE-HENNEY	17.215	11	28	GRAHAM	1:36.706	1:36.782	0.076
12	24	WOOD	30.301	24	WOOD	57.409	24	WOOD	19.037	12	24	WOOD	1:46.747	1:48.524	1.777
13										13	77	WATSON		1:35.802	

Porsche Boxster Cup

QUALIFYING - RACE 1 - STATISTICS

Competitors Started 13
Planned Start 2023-04-01 @ 09:00:00.000
Actual Start 2023-04-01 @ 09:00:11.909
Finish Time 2023-04-01 @ 09:20:15.703
Track Length 1.9790mi.
Total Laps 147
Total Distance Covered 290.9228mi.

Session Fastest Lap History

NO	NAME	LAP TIME	TIME OF DAY	LAP	VEHICLE
20	Faye NOBLE-EVANS	1:46.329	09:02:23.711	1	Porsche Boxster S
20	Faye NOBLE-EVANS	1:38.606	09:04:02.316	2	Porsche Boxster S
21	Jonathan LOVELL	1:35.472	09:04:13.539	2	Porsche Boxster S
21	Jonathan LOVELL	1:33.953	09:05:47.492	3	Porsche Boxster S
21	Jonathan LOVELL	1:31.251	09:07:18.742	4	Porsche Boxster S
21	Jonathan LOVELL	1:30.772	09:13:40.466	8	Porsche Boxster S
21	Jonathan LOVELL	1:29.168	09:15:09.633	9	Porsche Boxster S
21	Jonathan LOVELL	1:28.224	09:16:37.857	10	Porsche Boxster S
21	Jonathan LOVELL	1:27.061	09:21:04.332	13	Porsche Boxster S

Flag History


TYPE	TIME OF DAY
GREEN	09:00:11.909
FINISH	09:20:15.703

Flag Statistics

TYPE	COUNT	TOTAL LAPS	TOTAL TIME
Green	1	13	21:32.666
Red	0	0	0.000
Safety Car	0	0	0.000
FCY	0	0	0.000

Porsche Boxster Cup

RACE 1 - GRID (25 minutes)

ROW 7	13	1:48.524	24 Sarah WOOD					
ROW 6			11	1:36.809	38 Eric BRIDGES	12	1:36.867	23 Zoe KYLE-HENNEY
ROW 5	9	1:35.802	77 Paul WATSON	10	1:36.782	28 Phil GRAHAM		
ROW 4			7	1:33.784	6 Mike THOMPSON	8	1:35.770	33 Jessica WILKINSON
ROW 3	5	1:32.113	20 Faye NOBLE-EVANS	6	1:32.428	46 Ashley WHITE		
ROW 2			3	1:31.836	90 Sarah THOMSON	4	1:31.927	66 Vikram SUDERA
ROW 1	1	1:27.061	21 Jonathan LOVELL	2	1:30.426	7 Tom ANDREW		
Pole								
								

Donington Park National: 1.9790 miles

These results are provisional until the conclusion of any judicial and technical matters.

Clerk Of Course : Andy Stevens

Stewards :

Timekeeper : Nick Palmer

Porsche Boxster Cup
RACE 6 - GRID (25 minutes)

ROW 7	13	1:48.992	24 Sarah WOOD	
ROW 6		1:38.196	11 23 Zoe KYLE-HENNEY	12 1:38.285 28 Phil GRAHAM
ROW 5	9	1:36.296	77 Paul WATSON	10 1:37.896 38 Eric BRIDGES
ROW 4		1:34.022	7 6 Mike THOMPSON	8 1:36.157 33 Jessica WILKINSON
ROW 3	5	1:33.798	46 Ashley WHITE	6 1:33.926 66 Vikram SUDERA
ROW 2		1:31.892	3 90 Sarah THOMPSON	4 1:32.520 20 Faye NOBLE-EVANS
ROW 1	1	1:28.224	21 Jonathan LOVELL	2 1:31.013 7 Paul ANDREW
Pole				

Donington Park National: 1.9790 miles

These results are provisional until the conclusion of any judicial and technical matters.

Clerk Of Course : Andy Stevens

Stewards :

Timekeeper : Nick Palmer

Porsche Boxster Cup

RACE 1 - CLASSIFICATION

POS	NO	NAME	ENTRY	LAPS	TIME	GAP	DIFF	MPH	BEST	ON
1	7	Tom ANDREW	Porsche Boxster S	19	25:44.941			87.53	1:19.664	13
2	21	Jonathan LOVELL	Porsche Boxster S	19	25:46.958	2.017	2.017	87.41	1:20.054	5
3	46	Ashley WHITE	Porsche Boxster S	19	26:16.134	31.193	29.176	85.79	1:21.005	18
4	66*	Vikram SUDERA	Porsche Boxster S	19	26:22.858	37.917	6.724	85.43	1:20.954	14
5	20	Faye NOBLE-EVANS	Porsche Boxster S	19	26:29.055	44.114	6.197	85.10	1:22.083	19
6	90	Sarah THOMSON	Porsche Boxster S	19	26:36.568	51.627	7.513	84.70	1:21.093	16
7	38	Eric BRIDGES	Porsche Boxster S	19	26:47.777	1:02.836	11.209	84.11	1:22.748	17
8	6	Mike THOMPSON	Porsche Boxster S	19	26:58.900	1:13.959	11.123	83.53	1:23.301	6
9	28	Phil GRAHAM	Porsche Boxster S	18	26:01.893	1 Lap	1 Lap	82.02	1:24.468	18
10	33	Jessica WILKINSON	Porsche Boxter S	18	26:03.234	1 Lap	1.341	81.95	1:24.550	16
11	23	Zoe KYLE-HENNEY	Porsche Boxter S	18	26:37.491	1 Lap	34.257	80.19	1:25.971	17
12	24	Sarah WOOD	Porsche Boxster S	15	27:32.443	4 Laps	3 Laps	64.59	1:46.006	11
NOT CLASSIFIED										
DNF	77*	Paul WATSON	Porsche Boxster S	16	23:25.686	3 Laps	0.000	80.99	1:23.335	6
FASTEST LAP										
	7	Tom ANDREW	Porsche Boxster S	13	1:19.664			89.43 mph	143.92 kph	

*Car 66 - 10 second penalty for out of position start.

*Car 77 requires a working transponder - Regulation Q12.8.1 refers.

Weather / Track : Cloudy / Dry

These results are provisional until the conclusion of any judicial and technical matters.

Race Distance: 19 Laps / 37.60 miles
 Donington Park National: 1.9790 miles
 Date: 01/04/2023 Start: 12:15 Finish: 12:41

Clerk Of Course : Andy Stevens

Stewards :

Timekeeper : Nick Palmer

Porsche Boxster Cup

RACE 1 - LAP CHART

LAP 1 @ 12:17:20.915			LAP 2 @ 12:18:41.956			LAP 3 @ 12:20:02.960			LAP 4 @ 12:21:24.083			LAP 5 @ 12:22:44.137		
NO	BEHIND	LAP TIME	NO	BEHIND	LAP TIME	NO	BEHIND	LAP TIME	NO	BEHIND	LAP TIME	NO	BEHIND	LAP TIME
21		1:26.716	21		1:21.041	21		1:21.004	21		1:21.123	21		1:20.054
7	1.038	1:27.754	7	1.239	1:21.242	7	0.836	1:20.601	7	0.435	1:20.722	7	0.484	1:20.103
46	3.247	1:29.963	46	4.546	1:22.340	46	4.659	1:21.117	46	6.161	1:22.625	46	9.328	1:23.221
66	3.895	1:30.611	66	5.943	1:23.089	66	8.414	1:23.475	66	12.188	1:24.897	66	14.944	1:22.810
20	4.541	1:31.257	20	6.532	1:23.032	20	9.591	1:24.063	20	12.645	1:24.177	20	16.170	1:23.579
77	6.528	1:33.244	77	11.380	1:25.893	77	16.476	1:26.100	24	1 Lap	1:54.030	38	24.314	1:24.385
6	6.739	1:33.455	38	12.944	1:24.495	38	16.776	1:24.836	38	19.983	1:24.330	77	25.005	1:25.051
38	9.490	1:36.206	6	13.227	1:27.529	6	18.537	1:26.314	77	20.008	1:24.655	6	25.837	1:24.338
90	9.751	1:36.467	90	16.662	1:27.952	90	22.981	1:27.323	6	21.553	1:24.139	90	33.362	1:25.379
33	12.159	1:38.875	33	19.592	1:28.474	33	26.642	1:28.054	90	28.037	1:26.179	33	39.848	1:26.889
28	12.196	1:38.912	28	20.029	1:28.874	28	27.103	1:28.078	33	33.013	1:27.494	28	40.552	1:27.018
23	14.722	1:41.438	23	24.792	1:31.111	23	34.067	1:30.279	28	33.588	1:27.608	24	1 Lap	1:52.050
24	30.591	1:57.307	24	1:01.765	1:52.215				23	41.664	1:28.720	23	50.589	1:28.979

Porsche Boxster Cup

RACE 1 - LAP CHART

LAP 6 @ 12:24:04.243			LAP 7 @ 12:25:24.669			LAP 8 @ 12:26:45.231			LAP 9 @ 12:28:05.449			LAP 10 @ 12:29:27.392		
NO	BEHIND	LAP TIME	NO	BEHIND	LAP TIME	NO	BEHIND	LAP TIME	NO	BEHIND	LAP TIME	NO	BEHIND	LAP TIME
21		1:20.106	21		1:20.426	21		1:20.562	21		1:20.218	7		1:21.730
7	0.421	1:20.043	7	0.392	1:20.397	7	0.343	1:20.513	7	0.213	1:20.088	21	0.391	1:22.334
46	13.100	1:23.878	46	15.446	1:22.772	46	17.213	1:22.329	46	19.532	1:22.537	46	20.823	1:23.234
66	17.445	1:22.607	66	19.582	1:22.563	66	21.730	1:22.710	66	23.597	1:22.085	66	23.526	1:21.872
20	19.227	1:23.163	20	21.573	1:22.772	24	2 Laps	1:49.763	20	28.813	1:23.940	20	30.525	1:23.655
38	27.232	1:23.024	38	29.780	1:22.974	20	25.091	1:24.080	38	36.749	1:23.962	38	37.655	1:22.849
77	28.234	1:23.335	6	33.176	1:24.570	38	33.005	1:23.787	6	42.540	1:26.529	6	44.253	1:23.656
6	29.032	1:23.301	77	36.242	1:28.434	6	36.229	1:23.615	77	45.346	1:25.011	90	48.000	1:24.374
90	36.813	1:23.557	90	39.627	1:23.240	77	40.553	1:24.873	90	45.569	1:24.190	77	55.837	1:32.434
33	46.714	1:26.972	33	52.549	1:26.261	90	41.597	1:22.532	24	2 Laps	1:49.565	33	1:08.602	1:26.357
28	47.222	1:26.776	28	53.095	1:26.299	33	58.013	1:26.026	33	1:04.188	1:26.393	28	1:09.209	1:26.401
23	59.563	1:29.080	23	1:07.327	1:28.190	28	58.181	1:25.648	28	1:04.751	1:26.788	24	2 Laps	1:49.469
24	1 Lap	1:48.433				23	1:14.117	1:27.352	23	1:21.342	1:27.443			

Porsche Boxster Cup

RACE 1 - LAP CHART

LAP 11 @ 12:30:48.143			LAP 12 @ 12:32:08.551			LAP 13 @ 12:33:28.215			LAP 14 @ 12:34:51.135			LAP 15 @ 12:36:12.420		
NO	BEHIND	LAP TIME	NO	BEHIND	LAP TIME	NO	BEHIND	LAP TIME	NO	BEHIND	LAP TIME	NO	BEHIND	LAP TIME
7		1:20.751	7		1:20.408	7		1:19.664	7		1:22.920	7		1:21.285
21	0.303	1:20.663	21	5.697	1:25.802	21	6.823	1:20.790	33	1 Lap	1:24.922	28	1 Lap	1:25.625
23	1 Lap	1:28.325	23	1 Lap	1:29.054	23	1 Lap	1:26.628	21	4.929	1:21.026	33	1 Lap	1:25.582
46	22.105	1:22.033	46	24.284	1:22.587	46	27.025	1:22.405	23	1 Lap	1:26.568	21	4.990	1:21.346
66	24.580	1:21.805	66	28.097	1:23.925	66	29.939	1:21.506	46	26.427	1:22.322	46	28.222	1:23.080
20	33.110	1:23.336	24	3 Laps	1:51.293	20	39.269	1:23.689	66	27.973	1:20.954	66	29.680	1:22.992
38	40.833	1:23.929	20	35.244	1:22.542	38	48.330	1:23.688	20	39.060	1:22.711	23	1 Lap	1:28.852
6	47.967	1:24.465	38	44.306	1:23.881	90	52.910	1:21.852	38	49.609	1:24.199	20	40.223	1:22.448
90	48.984	1:21.735	90	50.722	1:22.146	6	56.212	1:24.263	90	51.137	1:21.147	90	52.162	1:22.310
77	1:01.588	1:26.502	6	51.613	1:24.054	24	3 Laps	1:46.746	6	58.099	1:24.807	38	53.533	1:25.209
33	1:12.558	1:24.707	77	1:06.845	1:25.665	77	1:12.292	1:25.111	77	1:14.727	1:25.355	6	1:01.350	1:24.536
28	1:13.014	1:24.556	28	1:17.306	1:24.700	28	1:22.776	1:25.134	24	3 Laps	1:46.006	77	1:18.805	1:25.363
			33	1:18.126	1:25.976									

Porsche Boxster Cup

RACE 1 - LAP CHART

LAP 16 @ 12:37:33.085			LAP 17 @ 12:38:57.252			LAP 18 @ 12:40:18.563			LAP 19 @ 12:41:39.140		
NO	BEHIND	LAP TIME	NO	BEHIND	LAP TIME	NO	BEHIND	LAP TIME	NO	BEHIND	LAP TIME
7		1:20.665	7		1:24.167	7		1:21.311	7		1:20.577
21	6.017	1:21.692	21	3.118	1:21.268	21	2.524	1:20.717	21	2.017	1:20.070
28	1 Lap	1:24.778	28	1 Lap	1:25.234	28	1 Lap	1:24.996	28	1 Lap	1:24.468
33	1 Lap	1:25.415	33	1 Lap	1:24.550	33	1 Lap	1:25.649	33	1 Lap	1:24.638
24	4 Laps	1:46.161	77	1 Lap	1:48.660 P	66	27.168	1:21.027	66	27.917	1:21.326
66	30.171	1:21.156	66	27.452	1:21.448	46	29.586	1:21.005	46	31.193	1:22.184
46	30.330	1:22.773	46	29.892	1:23.729	20	42.608	1:22.445	20	44.114	1:22.083
23	1 Lap	1:26.312	20	41.474	1:23.159	23	1 Lap	1:25.971	90	51.627	1:21.957
20	42.482	1:22.924	23	1 Lap	1:27.015	90	50.247	1:21.901	23	1 Lap	1:26.174
90	52.590	1:21.093	24	4 Laps	1:46.822	38	57.048	1:23.554	38	1:02.836	1:26.365
38	56.224	1:23.356	90	49.657	1:21.234	6	1:09.786	1:25.357	6	1:13.959	1:24.750
6	1:05.181	1:24.496	38	54.805	1:22.748	24	4 Laps	1:49.253	24	4 Laps	1:53.330
			6	1:05.740	1:24.726						

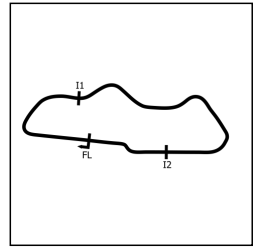
Porsche Boxster Cup

RACE 1 - POSITION CHART

No	Name	Lap Pos																			
			1	2	3	4	5	6	7	8	9	10	11	12	13	14	15	16	17	18	19
21	LOVELL	1	21	21	21	21	21	21	21	21	21	21	7	7	7	7	7	7	7	7	7
7	ANDREW	2	7	7	7	7	7	7	7	7	7	7	21	21	21	21	21	21	21	21	21
90	THOMSON	3	46	46	46	46	46	46	46	46	46	46	46	46	46	46	46	66	66	66	66
66	SUDERA	4	66	66	66	66	66	66	66	66	66	66	66	66	66	66	66	46	46	46	46
20	NOBLE-EVANS	5	20	20	20	20	20	20	20	20	20	20	20	20	20	20	20	20	20	20	20
46	WHITE	6	77	77	77	38	38	38	38	38	38	38	38	38	38	38	90	90	90	90	90
6	THOMPSON	7	6	38	38	77	77	77	6	6	6	6	6	90	90	90	38	38	38	38	38
33	WILKINSON	8	38	6	6	6	6	6	77	77	77	90	90	6	6	6	6	6	6	6	6
77	WATSON	9	90	90	90	90	90	90	90	90	90	77	77	77	77	77	77	28	28	28	28
28	GRAHAM	10	33	33	33	33	33	33	33	33	33	33	33	28	28	28	28	33	33	33	33
38	BRIDGES	11	28	28	28	28	28	28	28	28	28	28	28	33	33	33	33	77	23	23	23
23	KYLE-HENNEY	12	23	23	23	23	23	23	23	23	23	23	23	23	23	23	23	23	23	23	23
24	WOOD	13	24	24	24	24	24	24	24	24	24	24	24	24	24	24	24	24	24	24	24

Porsche Boxster Cup

RACE 1 - SECTOR ANALYSIS



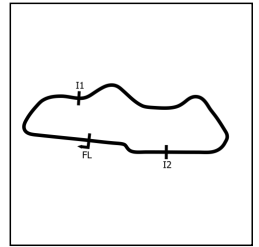
SECTOR 1 = FL to I1, SECTOR 2 = I1 to I2, SECTOR 3 = I2 to FL, DIFF = Difference To Personal Best Lap, P = Crossed Finish Line in Pit Lane, D = Time Disallowed

P1		7 3		Tom ANDREW		Porsche Boxster S	
IDEAL LAP TIME : 1:19.560		BEST LAP TIME : 1:19.664		DIFFERENCE : 0.104			
LAP	SECTOR 1	SECTOR 2	SECTOR 3	LAP TIME	MPH	DIFF	TIME OF DAY
1 -		43.809	14.530	1:27.754	81.18	8.090	12:17:21.953
2 -	23.556	43.411	14.275	1:21.242	87.69	1.578	12:18:43.195
3 -	23.589	42.893	14.119	1:20.601	88.39	0.937	12:20:03.796
4 -	23.125	43.245	14.352	1:20.722	88.26	1.058	12:21:24.518
5 -	23.413	42.718	13.972	1:20.103	88.94	0.439	12:22:44.621
6 -	23.180	42.532	14.331	1:20.043 (2)	89.01	0.379	12:24:04.664
7 -	23.341	42.697	14.359	1:20.397	88.61	0.733	12:25:25.061
8 -	23.795	42.673	14.045	1:20.513	88.49	0.849	12:26:45.574
9 -	23.260	42.738	14.090	1:20.088 (3)	88.96	0.424	12:28:05.662
10 -	23.685	43.128	14.917	1:21.730	87.17	2.066	12:29:27.392
11 -	23.683	42.831	14.237	1:20.751	88.22	1.087	12:30:48.143
12 -	23.494	42.892	14.022	1:20.408	88.60	0.744	12:32:08.551
13 -	23.056	42.539	14.069	1:19.664 (1)	89.43		12:33:28.215
14 -	23.342	43.412	16.166	1:22.920	85.92	3.256	12:34:51.135
15 -	23.634	43.402	14.249	1:21.285	87.65	1.621	12:36:12.420
16 -	23.546	42.888	14.231	1:20.665	88.32	1.001	12:37:33.085
17 -	23.433	44.519	16.215	1:24.167	84.64	4.503	12:38:57.252
18 -	24.024	43.199	14.088	1:21.311	87.62	1.647	12:40:18.563
19 -	23.427	42.929	14.221	1:20.577	88.42	0.913	12:41:39.140

P2		21 3		Jonathan LOVELL		Porsche Boxster S	
IDEAL LAP TIME : 1:19.754		BEST LAP TIME : 1:20.054		DIFFERENCE : 0.300			
LAP	SECTOR 1	SECTOR 2	SECTOR 3	LAP TIME	MPH	DIFF	TIME OF DAY
1 -		43.453	14.467	1:26.716	82.16	6.662	12:17:20.915
2 -	23.559	43.013	14.469	1:21.041	87.91	0.987	12:18:41.956
3 -	23.384	43.165	14.455	1:21.004	87.95	0.950	12:20:02.960
4 -	23.326	43.517	14.280	1:21.123	87.82	1.069	12:21:24.083
5 -	23.256	42.598	14.200	1:20.054 (1)	88.99		12:22:44.137
6 -	23.279	42.471	14.356	1:20.106 (3)	88.94	0.052	12:24:04.243
7 -	23.342	42.655	14.429	1:20.426	88.58	0.372	12:25:24.669
8 -	23.584	42.914	14.064	1:20.562	88.43	0.508	12:26:45.231
9 -	23.219	42.695	14.304	1:20.218	88.81	0.164	12:28:05.449
10 -	23.738	43.102	15.494	1:22.334	86.53	2.280	12:29:27.783
11 -	23.661	42.780	14.222	1:20.663	88.32	0.609	12:30:48.446
12 -	28.228	43.304	14.270	1:25.802	83.03	5.748	12:32:14.248
13 -	23.383	42.989	14.418	1:20.790	88.18	0.736	12:33:35.038
14 -	23.544	43.112	14.370	1:21.026	87.93	0.972	12:34:56.064
15 -	23.524	42.971	14.851	1:21.346	87.58	1.292	12:36:17.410
16 -	23.912	43.149	14.631	1:21.692	87.21	1.638	12:37:39.102
17 -	23.654	42.948	14.666	1:21.268	87.66	1.214	12:39:00.370
18 -	23.403	42.878	14.436	1:20.717	88.26	0.663	12:40:21.087
19 -	23.400	42.537	14.133	1:20.070 (2)	88.98	0.016	12:41:41.157

Porsche Boxster Cup

RACE 1 - SECTOR ANALYSIS



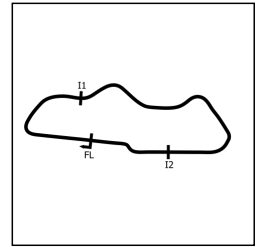
SECTOR 1 = FL to I1, SECTOR 2 = I1 to I2, SECTOR 3 = I2 to FL, DIFF = Difference To Personal Best Lap, P = Crossed Finish Line in Pit Lane, D = Time Disallowed

P3 46 3		Ashley WHITE		Porsche Boxster S			
IDEAL LAP TIME : 1:20.866		BEST LAP TIME : 1:21.005		DIFFERENCE : 0.139			
LAP	SECTOR 1	SECTOR 2	SECTOR 3	LAP TIME	MPH	DIFF	TIME OF DAY
1 -		44.936	15.014	1:29.963	79.19	8.958	12:17:24.162
2 -	23.847	43.469	15.024	1:22.340	86.52	1.335	12:18:46.502
3 -	23.604	43.006	14.507	1:21.117 (2)	87.83	0.112	12:20:07.619
4 -	23.746	43.761	15.118	1:22.625	86.22	1.620	12:21:30.244
5 -	24.107	43.983	15.131	1:23.221	85.61	2.216	12:22:53.465
6 -	24.039	44.785	15.054	1:23.878	84.94	2.873	12:24:17.343
7 -	24.063	43.988	14.721	1:22.772	86.07	1.767	12:25:40.115
8 -	23.761	43.906	14.662	1:22.329	86.53	1.324	12:27:02.444
9 -	23.905	43.907	14.725	1:22.537	86.32	1.532	12:28:24.981
10 -	23.740	44.427	15.067	1:23.234	85.59	2.229	12:29:48.215
11 -	23.800	43.482	14.751	1:22.033 (3)	86.85	1.028	12:31:10.248
12 -	23.657	43.879	15.051	1:22.587	86.26	1.582	12:32:32.835
13 -	23.835	43.707	14.863	1:22.405	86.45	1.400	12:33:55.240
14 -	23.687	43.428	15.207	1:22.322	86.54	1.317	12:35:17.562
15 -	24.375	43.760	14.945	1:23.080	85.75	2.075	12:36:40.642
16 -	23.865	43.589	15.319	1:22.773	86.07	1.768	12:38:03.415
17 -	23.965	45.080	14.684	1:23.729	85.09	2.724	12:39:27.144
18 -	23.483	42.876	14.646	1:21.005 (1)	87.95		12:40:48.149
19 -	23.492	43.712	14.980	1:22.184	86.69	1.179	12:42:10.333

P4 66 3		Vikram SUDERA		Porsche Boxster S			
IDEAL LAP TIME : 1:20.470		BEST LAP TIME : 1:20.954		DIFFERENCE : 0.484			
LAP	SECTOR 1	SECTOR 2	SECTOR 3	LAP TIME	MPH	DIFF	TIME OF DAY
1 -		45.564	14.826	1:30.611	78.62	9.657	12:17:24.810
2 -	23.890	44.343	14.856	1:23.089	85.74	2.135	12:18:47.899
3 -	23.895	44.757	14.823	1:23.475	85.35	2.521	12:20:11.374
4 -	23.926	44.425	16.546	1:24.897	83.92	3.943	12:21:36.271
5 -	24.109	44.127	14.574	1:22.810	86.03	1.856	12:22:59.081
6 -	23.813	44.102	14.692	1:22.607	86.24	1.653	12:24:21.688
7 -	23.860	43.829	14.874	1:22.563	86.29	1.609	12:25:44.251
8 -	23.520	43.881	15.309	1:22.710	86.14	1.756	12:27:06.961
9 -	23.791	43.776	14.518	1:22.085	86.79	1.131	12:28:29.046
10 -	23.678	43.723	14.471	1:21.872	87.02	0.918	12:29:50.918
11 -	23.738	43.686	14.381	1:21.805	87.09	0.851	12:31:12.723
12 -	23.385	43.715	16.825	1:23.925	84.89	2.971	12:32:36.648
13 -	23.644	43.493	14.369	1:21.506	87.41	0.552	12:33:58.154
14 -	23.399	43.373	14.182	1:20.954 (1)	88.00		12:35:19.108
15 -	24.306	44.568	14.118	1:22.992	85.84	2.038	12:36:42.100
16 -	23.109	43.243	14.804	1:21.156 (3)	87.78	0.202	12:38:03.256
17 -	23.741	43.461	14.246	1:21.448	87.47	0.494	12:39:24.704
18 -	23.309	43.470	14.248	1:21.027 (2)	87.92	0.073	12:40:45.731
19 -	23.314	43.552	14.460	1:21.326	87.60	0.372	12:42:07.057

Porsche Boxster Cup

RACE 1 - SECTOR ANALYSIS



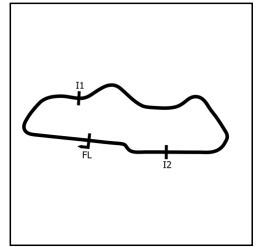
SECTOR 1 = FL to I1, SECTOR 2 = I1 to I2, SECTOR 3 = I2 to FL, DIFF = Difference To Personal Best Lap, P = Crossed Finish Line in Pit Lane, D = Time Disallowed

P5		20 3		Faye NOBLE-EVANS		Porsche Boxster S	
IDEAL LAP TIME : 1:21.926		BEST LAP TIME : 1:22.083		DIFFERENCE : 0.157			
LAP	SECTOR 1	SECTOR 2	SECTOR 3	LAP TIME	MPH	DIFF	TIME OF DAY
1 -		45.379	15.002	1:31.257	78.07	9.174	12:17:25.456
2 -	23.892	44.443	14.697	1:23.032	85.80	0.949	12:18:48.488
3 -	24.137	45.091	14.835	1:24.063	84.75	1.980	12:20:12.551
4 -	23.956	44.664	15.557	1:24.177	84.63	2.094	12:21:36.728
5 -	24.430	44.568	14.581	1:23.579	85.24	1.496	12:23:00.307
6 -	23.619	44.849	14.695	1:23.163	85.67	1.080	12:24:23.470
7 -	23.841	44.313	14.618	1:22.772	86.07	0.689	12:25:46.242
8 -	23.991	45.403	14.686	1:24.080	84.73	1.997	12:27:10.322
9 -	24.546	44.657	14.737	1:23.940	84.87	1.857	12:28:34.262
10 -	24.155	44.370	15.130	1:23.655	85.16	1.572	12:29:57.917
11 -	24.098	44.441	14.797	1:23.336	85.49	1.253	12:31:21.253
12 -	23.707	44.112	14.723	1:22.542	86.31	0.459	12:32:43.795
13 -	24.605	44.537	14.547	1:23.689	85.13	1.606	12:34:07.484
14 -	23.971	44.175	14.565	1:22.711	86.13	0.628	12:35:30.195
15 -	23.971	43.995	14.482	1:22.448 (3)	86.41	0.365	12:36:52.643
16 -	24.018	44.139	14.767	1:22.924	85.91	0.841	12:38:15.567
17 -	23.862	44.501	14.796	1:23.159	85.67	1.076	12:39:38.726
18 -	23.812	43.941	14.692	1:22.445 (2)	86.41	0.362	12:41:01.171
19 -	23.776	43.840	14.467	1:22.083 (1)	86.79		12:42:23.254

P6		90 3		Sarah THOMSON		Porsche Boxster S	
IDEAL LAP TIME : 1:20.877		BEST LAP TIME : 1:21.093		DIFFERENCE : 0.216			
LAP	SECTOR 1	SECTOR 2	SECTOR 3	LAP TIME	MPH	DIFF	TIME OF DAY
1 -		47.875	16.146	1:36.467	73.85	15.374	12:17:30.666
2 -	25.437	47.367	15.148	1:27.952	81.00	6.859	12:18:58.618
3 -	25.284	46.884	15.155	1:27.323	81.58	6.230	12:20:25.941
4 -	25.056	46.232	14.891	1:26.179	82.67	5.086	12:21:52.120
5 -	24.676	45.965	14.738	1:25.379	83.44	4.286	12:23:17.499
6 -	24.052	44.878	14.627	1:23.557	85.26	2.464	12:24:41.056
7 -	24.181	44.636	14.423	1:23.240	85.59	2.147	12:26:04.296
8 -	23.734	44.350	14.448	1:22.532	86.32	1.439	12:27:26.828
9 -	23.901	45.455	14.834	1:24.190	84.62	3.097	12:28:51.018
10 -	24.355	45.223	14.796	1:24.374	84.44	3.281	12:30:15.392
11 -	23.458	44.011	14.266	1:21.735	87.16	0.642	12:31:37.127
12 -	23.867	43.875	14.404	1:22.146	86.73	1.053	12:32:59.273
13 -	23.480	43.857	14.515	1:21.852	87.04	0.759	12:34:21.125
14 -	23.597	43.496	14.054	1:21.147 (2)	87.79	0.054	12:35:42.272
15 -	23.414	44.658	14.238	1:22.310	86.55	1.217	12:37:04.582
16 -	23.378	43.517	14.198	1:21.093 (1)	87.85		12:38:25.675
17 -	23.416	43.668	14.150	1:21.234 (3)	87.70	0.141	12:39:46.909
18 -	24.042	43.856	14.003	1:21.901	86.99	0.808	12:41:08.810
19 -	23.410	44.118	14.429	1:21.957	86.93	0.864	12:42:30.767

Porsche Boxster Cup

RACE 1 - SECTOR ANALYSIS



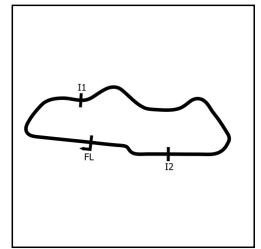
SECTOR 1 = FL to I1, SECTOR 2 = I1 to I2, SECTOR 3 = I2 to FL, DIFF = Difference To Personal Best Lap, P = Crossed Finish Line in Pit Lane, D = Time Disallowed

P7 38 3		Eric BRIDGES		Porsche Boxster S			
IDEAL LAP TIME : 1:22.469		BEST LAP TIME : 1:22.748		DIFFERENCE : 0.279			
LAP	SECTOR 1	SECTOR 2	SECTOR 3	LAP TIME	MPH	DIFF	TIME OF DAY
1 -		47.507	15.810	1:36.206	74.05	13.458	12:17:30.405
2 -	24.566	44.360	15.569	1:24.495	84.32	1.747	12:18:54.900
3 -	24.977	44.698	15.161	1:24.836	83.98	2.088	12:20:19.736
4 -	24.759	44.617	14.954	1:24.330	84.48	1.582	12:21:44.066
5 -	25.114	44.481	14.790	1:24.385	84.43	1.637	12:23:08.451
6 -	24.258	44.137	14.629	1:23.024	85.81	0.276	12:24:31.475
7 -	24.152	44.177	14.645	1:22.974 (3)	85.86	0.226	12:25:54.449
8 -	24.451	44.606	14.730	1:23.787	85.03	1.039	12:27:18.236
9 -	24.226	45.227	14.509	1:23.962	84.85	1.214	12:28:42.198
10 -	24.046	44.409	14.394	1:22.849 (2)	85.99	0.101	12:30:05.047
11 -	24.465	44.644	14.820	1:23.929	84.88	1.181	12:31:28.976
12 -	24.588	44.561	14.732	1:23.881	84.93	1.133	12:32:52.857
13 -	24.123	44.759	14.806	1:23.688	85.13	0.940	12:34:16.545
14 -	24.662	44.677	14.860	1:24.199	84.61	1.451	12:35:40.744
15 -	24.496	45.389	15.324	1:25.209	83.61	2.461	12:37:05.953
16 -	24.127	44.467	14.762	1:23.356	85.47	0.608	12:38:29.309
17 -	24.174	44.029	14.545	1:22.748 (1)	86.10		12:39:52.057
18 -	24.153	44.766	14.635	1:23.554	85.26	0.806	12:41:15.611
19 -	24.501	44.743	17.121	1:26.365	82.49	3.617	12:42:41.976

P8 6 3		Mike THOMPSON		Porsche Boxster S			
IDEAL LAP TIME : 1:23.163		BEST LAP TIME : 1:23.301		DIFFERENCE : 0.138			
LAP	SECTOR 1	SECTOR 2	SECTOR 3	LAP TIME	MPH	DIFF	TIME OF DAY
1 -		46.728	15.460	1:33.455	76.23	10.154	12:17:27.654
2 -	25.026	46.366	16.137	1:27.529	81.39	4.228	12:18:55.183
3 -	25.006	45.915	15.393	1:26.314	82.54	3.013	12:20:21.497
4 -	24.689	44.456	14.994	1:24.139	84.67	0.838	12:21:45.636
5 -	24.852	44.517	14.969	1:24.338	84.47	1.037	12:23:09.974
6 -	24.294	44.125	14.882	1:23.301 (1)	85.52		12:24:33.275
7 -	24.249	44.830	15.491	1:24.570	84.24	1.269	12:25:57.845
8 -	24.621	44.205	14.789	1:23.615 (2)	85.20	0.314	12:27:21.460
9 -	24.312	47.051	15.166	1:26.529	82.33	3.228	12:28:47.989
10 -	24.546	44.253	14.857	1:23.656 (3)	85.16	0.355	12:30:11.645
11 -	24.432	44.925	15.108	1:24.465	84.35	1.164	12:31:36.110
12 -	24.495	44.230	15.329	1:24.054	84.76	0.753	12:33:00.164
13 -	24.563	44.637	15.063	1:24.263	84.55	0.962	12:34:24.427
14 -	24.607	44.909	15.291	1:24.807	84.01	1.506	12:35:49.234
15 -	24.529	44.904	15.103	1:24.536	84.27	1.235	12:37:13.770
16 -	24.706	44.658	15.132	1:24.496	84.31	1.195	12:38:38.266
17 -	24.597	45.158	14.971	1:24.726	84.09	1.425	12:40:02.992
18 -	24.779	45.325	15.253	1:25.357	83.46	2.056	12:41:28.349
19 -	24.620	44.868	15.262	1:24.750	84.06	1.449	12:42:53.099

Porsche Boxster Cup

RACE 1 - SECTOR ANALYSIS



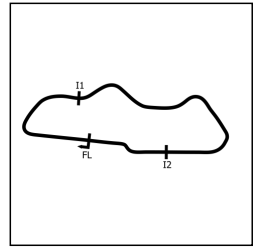
SECTOR 1 = FL to I1, SECTOR 2 = I1 to I2, SECTOR 3 = I2 to FL, DIFF = Difference To Personal Best Lap, P = Crossed Finish Line in Pit Lane, D = Time Disallowed

P9 28 3		Phil GRAHAM		Porsche Boxster S			
IDEAL LAP TIME : 1:23.486		BEST LAP TIME : 1:24.468		DIFFERENCE : 0.982			
LAP	SECTOR 1	SECTOR 2	SECTOR 3	LAP TIME	MPH	DIFF	TIME OF DAY
1 -		48.441	16.271	1:38.912	72.02	14.444	12:17:33.111
2 -	26.108	47.648	15.118	1:28.874	80.16	4.406	12:19:01.985
3 -	25.280	47.286	15.512	1:28.078	80.89	3.610	12:20:30.063
4 -	25.256	46.990	15.362	1:27.608	81.32	3.140	12:21:57.671
5 -	25.100	46.292	15.626	1:27.018	81.87	2.550	12:23:24.689
6 -	24.740	46.899	15.137	1:26.776	82.10	2.308	12:24:51.465
7 -	25.038	46.369	14.892	1:26.299	82.55	1.831	12:26:17.764
8 -	24.710	46.024	14.914	1:25.648	83.18	1.180	12:27:43.412
9 -	25.933	45.618	15.237	1:26.788	82.09	2.320	12:29:10.200
10 -	24.490	47.245	14.666	1:26.401	82.46	1.933	12:30:36.601
11 -	24.357	45.085	15.114	1:24.556 (2)	84.25	0.088	12:32:01.157
12 -	24.365	45.387	14.948	1:24.700 (3)	84.11	0.232	12:33:25.857
13 -	24.343	44.510	16.281	1:25.134	83.68	0.666	12:34:50.991
14 -	24.673	45.986	14.966	1:25.625	83.20	1.157	12:36:16.616
15 -	24.957	44.794	15.027	1:24.778	84.03	0.310	12:37:41.394
16 -	24.472	44.986	15.776	1:25.234	83.58	0.766	12:39:06.628
17 -	25.247	44.940	14.809	1:24.996	83.82	0.528	12:40:31.624
18 -	24.310	44.925	15.233	1:24.468 (1)	84.34		12:41:56.092

P10 33 3		Jessica WILKINSON		Porsche Boxter S			
IDEAL LAP TIME : 1:23.692		BEST LAP TIME : 1:24.550		DIFFERENCE : 0.858			
LAP	SECTOR 1	SECTOR 2	SECTOR 3	LAP TIME	MPH	DIFF	TIME OF DAY
1 -		49.004	16.480	1:38.875	72.05	14.325	12:17:33.074
2 -	25.715	47.281	15.478	1:28.474	80.52	3.924	12:19:01.548
3 -	25.282	47.076	15.696	1:28.054	80.91	3.504	12:20:29.602
4 -	25.366	46.871	15.257	1:27.494	81.43	2.944	12:21:57.096
5 -	25.175	46.383	15.331	1:26.889	81.99	2.339	12:23:23.985
6 -	24.946	46.975	15.051	1:26.972	81.91	2.422	12:24:50.957
7 -	25.150	46.070	15.041	1:26.261	82.59	1.711	12:26:17.218
8 -	24.947	45.848	15.231	1:26.026	82.81	1.476	12:27:43.244
9 -	25.650	45.624	15.119	1:26.393	82.46	1.843	12:29:09.637
10 -	24.582	46.476	15.299	1:26.357	82.50	1.807	12:30:35.994
11 -	24.466	45.307	14.934	1:24.707 (3)	84.10	0.157	12:32:00.701
12 -	24.373	46.662	14.941	1:25.976	82.86	1.426	12:33:26.677
13 -	24.155	45.548	15.219	1:24.922	83.89	0.372	12:34:51.599
14 -	24.800	45.786	14.996	1:25.582	83.24	1.032	12:36:17.181
15 -	25.393	45.161	14.861	1:25.415	83.41	0.865	12:37:42.596
16 -	24.282	44.722	15.546	1:24.550 (1)	84.26		12:39:07.146
17 -	24.952	45.592	15.105	1:25.649	83.18	1.099	12:40:32.795
18 -	24.109	45.297	15.232	1:24.638 (2)	84.17	0.088	12:41:57.433

Porsche Boxster Cup

RACE 1 - SECTOR ANALYSIS



SECTOR 1 = FL to I1, SECTOR 2 = I1 to I2, SECTOR 3 = I2 to FL, DIFF = Difference To Personal Best Lap, P = Crossed Finish Line in Pit Lane, D = Time Disallowed

P11 23 3		Zoe KYLE-HENNEY		Porsche Boxster S			
IDEAL LAP TIME : 1:25.681		BEST LAP TIME : 1:25.971		DIFFERENCE : 0.290			
LAP	SECTOR 1	SECTOR 2	SECTOR 3	LAP TIME	MPH	DIFF	TIME OF DAY
1 -		49.694	16.602	1:41.438	70.23	15.467	12:17:35.637
2 -	26.611	48.101	16.399	1:31.111	78.19	5.140	12:19:06.748
3 -	26.338	47.923	16.018	1:30.279	78.91	4.308	12:20:37.027
4 -	25.560	47.076	16.084	1:28.720	80.30	2.749	12:22:05.747
5 -	25.668	47.387	15.924	1:28.979	80.07	3.008	12:23:34.726
6 -	26.214	47.258	15.608	1:29.080	79.98	3.109	12:25:03.806
7 -	25.357	47.165	15.668	1:28.190	80.78	2.219	12:26:31.996
8 -	25.576	46.428	15.348	1:27.352	81.56	1.381	12:27:59.348
9 -	25.222	46.636	15.585	1:27.443	81.47	1.472	12:29:26.791
10 -	26.078	46.881	15.366	1:28.325	80.66	2.354	12:30:55.116
11 -	25.907	47.848	15.299	1:29.054	80.00	3.083	12:32:24.170
12 -	25.065	46.238	15.325	1:26.628	82.24	0.657	12:33:50.798
13 -	25.212	45.998	15.358	1:26.568	82.30	0.597	12:35:17.366
14 -	25.764	47.739	15.349	1:28.852	80.18	2.881	12:36:46.218
15 -	24.747	46.182	15.383	1:26.312 (3)	82.54	0.341	12:38:12.530
16 -	24.796	46.488	15.731	1:27.015	81.87	1.044	12:39:39.545
17 -	24.540	46.288	15.143	1:25.971 (1)	82.87		12:41:05.516
18 -	24.973	46.018	15.183	1:26.174 (2)	82.67	0.203	12:42:31.690

P12 24 3		Sarah WOOD		Porsche Boxster S			
IDEAL LAP TIME : 1:43.776		BEST LAP TIME : 1:46.006		DIFFERENCE : 2.230			
LAP	SECTOR 1	SECTOR 2	SECTOR 3	LAP TIME	MPH	DIFF	TIME OF DAY
1 -		58.827	20.115	1:57.307	60.73	11.301	12:17:51.506
2 -	31.452	1:00.267	20.496	1:52.215	63.49	6.209	12:19:43.721
3 -	32.469	1:00.956	20.605	1:54.030	62.48	8.024	12:21:37.751
4 -	33.230	58.972	19.848	1:52.050	63.58	6.044	12:23:29.801
5 -	32.188	56.459	19.786	1:48.433	65.70	2.427	12:25:18.234
6 -	32.181	58.132	19.450	1:49.763	64.90	3.757	12:27:07.997
7 -	30.233	59.874	19.458	1:49.565	65.02	3.559	12:28:57.562
8 -	31.137	58.480	19.852	1:49.469	65.08	3.463	12:30:47.031
9 -	33.642	56.821	20.830	1:51.293	64.01	5.287	12:32:38.324
10 -	30.995	55.855	19.896	1:46.746 (3)	66.74	0.740	12:34:25.070
11 -	29.861	57.132	19.013	1:46.006 (1)	67.20		12:36:11.076
12 -	32.232	55.068	18.861	1:46.161 (2)	67.11	0.155	12:37:57.237
13 -	31.135	56.840	18.847	1:46.822	66.69	0.816	12:39:44.059
14 -	30.916	58.044	20.293	1:49.253	65.21	3.247	12:41:33.312
15 -	30.780	1:02.002	20.548	1:53.330	62.86	7.324	12:43:26.642

P13 77 3		Paul WATSON		Porsche Boxster S			
IDEAL LAP TIME :		BEST LAP TIME : 1:23.335		DIFFERENCE :			
LAP	SECTOR 1	SECTOR 2	SECTOR 3	LAP TIME	MPH	DIFF	TIME OF DAY
1 -				1:33.244	76.40	9.909	12:17:27.443
2 -				1:25.893	82.94	2.558	12:18:53.336
3 -				1:26.100	82.74	2.765	12:20:19.436
4 -				1:24.655 (2)	84.16	1.320	12:21:44.091
5 -				1:25.051	83.76	1.716	12:23:09.142
6 -				1:23.335 (1)	85.49		12:24:32.477
7 -				1:28.434	80.56	5.099	12:26:00.911
8 -				1:24.873 (3)	83.94	1.538	12:27:25.784
9 -				1:25.011	83.80	1.676	12:28:50.795
10 -				1:32.434	77.07	9.099	12:30:23.229
11 -				1:26.502	82.36	3.167	12:31:49.731
12 -				1:25.665	83.16	2.330	12:33:15.396
13 -				1:25.111	83.71	1.776	12:34:40.507
14 -				1:25.355	83.47	2.020	12:36:05.862
15 -				1:25.363	83.46	2.028	12:37:31.225
16 -			IN PIT	1:48.660 P	65.56	25.325	12:39:19.885

Porsche Boxster Cup

RACE 1 - BEST SECTORS

SECTOR 1			SECTOR 2			SECTOR 3			IDEAL / BEST COMPARISON						
POS	NO	NAME	TIME	NO	NAME	TIME	NO	NAME	TIME	POS	NO	NAME	IDEAL	BEST	DIFF
													PERFECT LAP	1:19.499	
1	7	ANDREW	23.056	21	LOVELL	42.471	7	ANDREW	13.972	1	7	ANDREW	1:19.560	1:19.664	0.104
2	66	SUDERA	23.109	7	ANDREW	42.532	90	THOMSON	14.003	2	21	LOVELL	1:19.754	1:20.054	0.300
3	21	LOVELL	23.219	46	WHITE	42.876	21	LOVELL	14.064	3	66	SUDERA	1:20.470	1:20.954	0.484
4	90	THOMSON	23.378	66	SUDERA	43.243	66	SUDERA	14.118	4	46	WHITE	1:20.866	1:21.005	0.139
5	46	WHITE	23.483	90	THOMSON	43.496	38	BRIDGES	14.394	5	90	THOMSON	1:20.877	1:21.093	0.216
6	20	NOBLE-EVANS	23.619	20	NOBLE-EVANS	43.840	20	NOBLE-EVANS	14.467	6	20	NOBLE-EVANS	1:21.926	1:22.083	0.157
7	38	BRIDGES	24.046	38	BRIDGES	44.029	46	WHITE	14.507	7	38	BRIDGES	1:22.469	1:22.748	0.279
8	33	WILKINSON	24.109	6	THOMPSON	44.125	28	GRAHAM	14.666	8	6	THOMPSON	1:23.163	1:23.301	0.138
9	6	THOMPSON	24.249	28	GRAHAM	44.510	6	THOMPSON	14.789	9	28	GRAHAM	1:23.486	1:24.468	0.982
10	28	GRAHAM	24.310	33	WILKINSON	44.722	33	WILKINSON	14.861	10	33	WILKINSON	1:23.692	1:24.550	0.858
11	23	KYLE-HENNEY	24.540	23	KYLE-HENNEY	45.998	23	KYLE-HENNEY	15.143	11	23	KYLE-HENNEY	1:25.681	1:25.971	0.290
12	24	WOOD	29.861	24	WOOD	55.068	24	WOOD	18.847	12	24	WOOD	1:43.776	1:46.006	2.230
13										13	77	WATSON		1:23.335	

Porsche Boxster Cup

RACE 1 - STATISTICS

Competitors Started 13
Planned Start 2023-04-01 @ 12:15:00.000
Actual Start 2023-04-01 @ 12:15:54.198
Finish Time 2023-04-01 @ 12:41:38.485
Track Length 1.9790mi.
Total Laps 237
Total Distance Covered 469.0389mi.

Session Fastest Lap History

NO	NAME	LAP TIME	TIME OF DAY	LAP	VEHICLE
21	Jonathan LOVELL	1:26.716	12:17:20.919	1	Porsche Boxster S
21	Jonathan LOVELL	1:21.041	12:18:41.961	2	Porsche Boxster S
21	Jonathan LOVELL	1:21.004	12:20:02.965	3	Porsche Boxster S
7	Tom ANDREW	1:20.601	12:20:03.799	3	Porsche Boxster S
21	Jonathan LOVELL	1:20.054	12:22:44.141	5	Porsche Boxster S
7	Tom ANDREW	1:20.043	12:24:04.668	6	Porsche Boxster S
7	Tom ANDREW	1:19.664	12:33:28.219	13	Porsche Boxster S

Session Leader History

NO	NAME	FROM LAP	LAPS LED	DISTANCE	VEHICLE
21	Jonathan LOVELL	1	9	17.77 miles	Porsche Boxster S
7	Tom ANDREW	10	10	19.79 miles	Porsche Boxster S

Flag History

TYPE	TIME OF DAY
GREEN	12:15:54.198
FINISH	12:41:38.485

Flag Statistics

TYPE	COUNT	TOTAL LAPS	TOTAL TIME
Green	1	19	27:46.162
Red	0	0	0.000
Safety Car	0	0	0.000
FCY	0	0	0.000

Porsche Boxster Cup

RACE 6 - CLASSIFICATION

POS	NO	NAME	ENTRY	LAPS	TIME	GAP	DIFF	MPH	BEST	ON
1	21	Jonathan LOVELL	Porsche Boxster S	19	25:38.308			87.90	1:19.789	19
2	7	Tom ANDREW	Porsche Boxster S	19	25:39.289	0.981	0.981	87.85	1:19.226	18
3	46	Ashley WHITE	Porsche Boxster S	19	26:11.428	33.120	32.139	86.05	1:20.960	3
4	90	Sarah THOMSON	Porsche Boxster S	19	26:21.747	43.439	10.319	85.49	1:20.616	10
5	20	Faye NOBLE-EVANS	Porsche Boxster S	19	26:23.703	45.395	1.956	85.38	1:21.489	16
6	66	Vikram SUDERA	Porsche Boxster S	19	26:23.786	45.478	0.083	85.38	1:21.349	14
7	38	Eric BRIDGES	Porsche Boxster S	19	26:51.153	1:12.845	27.367	83.93	1:22.609	6
8	6	Mike THOMPSON	Porsche Boxster S	19	26:51.947	1:13.639	0.794	83.89	1:22.697	16
9	33	Jessica WILKINSON	Porsche Boxter S	18	25:55.323	1 Lap	1 Lap	82.36	1:23.405	18
10	77	Paul WATSON	Porsche Boxster S	18	26:23.551	1 Lap	28.228	80.89	1:24.082	16
11	23	Zoe KYLE-HENNEY	Porsche Boxter S	18	26:33.172	1 Lap	9.621	80.41	1:25.649	17
NOT CLASSIFIED										
NC	24	Sarah WOOD	Porsche Boxster S	14	25:44.788	5 Laps	4 Laps	64.48	1:45.579	12
DNF	28	Phil GRAHAM	Porsche Boxster S	9	13:10.781	10 Laps	5 Laps	80.91	1:24.552	9
FASTEST LAP										
	7	Tom ANDREW	Porsche Boxster S	18	1:19.226			89.92 mph	144.72 kph	

Weather / Track : Cloudy / Dry

These results are provisional until the conclusion of any judicial and technical matters.

Race Distance: 19 Laps / 37.60 miles
 Donington Park National: 1.9790 miles
 Date: 01/04/2023 Start: 16:15 Finish: 16:40

Clerk Of Course : Andy Stevens

Stewards :

Timekeeper : Nick Palmer

Porsche Boxster Cup

RACE 6 - LAP CHART

LAP 1 @ 16:16:32.242			LAP 2 @ 16:17:53.592			LAP 3 @ 16:19:13.926			LAP 4 @ 16:20:35.667			LAP 5 @ 16:21:56.457		
NO	BEHIND	LAP TIME	NO	BEHIND	LAP TIME	NO	BEHIND	LAP TIME	NO	BEHIND	LAP TIME	NO	BEHIND	LAP TIME
21		1:25.813	21		1:21.350	21		1:20.334	21		1:21.741	21		1:20.790
46	1.575	1:27.388	46	1.841	1:21.616	46	2.467	1:20.960	46	3.477	1:22.751	46	4.181	1:21.494
7	2.146	1:27.959	7	2.107	1:21.311	7	2.854	1:21.081	7	3.671	1:22.558	7	4.455	1:21.574
20	5.077	1:30.890	20	7.918	1:24.191	20	11.732	1:24.148	24	1 Lap	1:51.197	20	15.826	1:23.958
6	6.844	1:32.657	66	8.277	1:22.194	66	12.128	1:24.185	20	12.658	1:22.667	66	16.104	1:23.992
66	7.433	1:33.246	6	11.271	1:25.777	6	16.335	1:25.398	66	12.902	1:22.515	90	21.223	1:22.998
90	8.763	1:34.576	90	12.921	1:25.508	90	16.670	1:24.083	90	19.015	1:24.086	38	23.988	1:24.134
38	9.147	1:34.960	38	13.548	1:25.751	38	17.156	1:23.942	38	20.644	1:25.229	6	25.663	1:25.071
77	12.834	1:38.647	77	21.075	1:29.591	77	28.694	1:27.953	6	21.382	1:26.788	77	39.437	1:26.261
23	14.371	1:40.184	28	21.414	1:28.088	28	29.272	1:28.192	77	33.966	1:27.013	28	39.852	1:26.087
28	14.676	1:40.489	23	23.633	1:30.612	33	30.396	1:26.774	28	34.555	1:27.024	24	1 Lap	1:51.032
33	15.538	1:41.351	33	23.956	1:29.768	23	32.165	1:28.866	33	35.297	1:26.642	33	40.376	1:25.869
24	30.951	1:56.764	24	1:00.634	1:51.033				23	38.463	1:28.039	23	45.227	1:27.554

Porsche Boxster Cup

RACE 6 - LAP CHART

LAP 6 @ 16:23:17.521			LAP 7 @ 16:24:38.428			LAP 8 @ 16:25:58.921			LAP 9 @ 16:27:19.051			LAP 10 @ 16:28:39.345		
NO	BEHIND	LAP TIME	NO	BEHIND	LAP TIME	NO	BEHIND	LAP TIME	NO	BEHIND	LAP TIME	NO	BEHIND	LAP TIME
21		1:21.064	21		1:20.907	21		1:20.493	21		1:20.130	21		1:20.294
46	4.464	1:21.347	7	4.549	1:20.793	7	4.603	1:20.547	7	3.771	1:19.298	7	2.821	1:19.344
7	4.663	1:21.272	46	5.490	1:21.933	46	6.506	1:21.509	46	8.814	1:22.438	46	10.893	1:22.373
20	17.295	1:22.533	20	18.601	1:22.213	24	2 Laps	1:50.259	20	22.967	1:22.775	20	24.612	1:21.939
66	17.717	1:22.677	66	18.984	1:22.174	20	20.322	1:22.214	66	23.283	1:22.740	66	25.318	1:22.329
90	22.642	1:22.483	90	23.588	1:21.853	66	20.673	1:22.182	90	25.718	1:21.432	90	26.040	1:20.616
38	25.533	1:22.609	38	27.509	1:22.883	90	24.416	1:21.321	38	33.620	1:23.598	38	37.404	1:24.078
6	28.347	1:23.748	6	31.703	1:24.263	38	30.152	1:23.136	6	40.383	1:25.213	6	43.842	1:23.753
77	43.599	1:25.226	77	47.495	1:24.803	6	35.300	1:24.090	24	2 Laps	1:49.489	33	1:05.013	1:26.156
28	44.242	1:25.454	28	48.374	1:25.039	28	53.737	1:25.856	28	58.159	1:24.552	77	1:17.961	1:39.653
33	44.834	1:25.522	33	49.144	1:25.217	77	54.318	1:27.316	77	58.602	1:24.414	24	2 Laps	1:52.049
23	53.086	1:28.923	23	58.836	1:26.657	33	54.724	1:26.073	33	59.151	1:24.557	23	1:18.310	1:26.723
24	1 Lap	1:49.241				23	1:05.667	1:27.324	23	1:11.881	1:26.344			

Porsche Boxster Cup

RACE 6 - LAP CHART

LAP 11 @ 16:29:59.777			LAP 12 @ 16:31:23.196			LAP 13 @ 16:32:44.534			LAP 14 @ 16:34:04.789			LAP 15 @ 16:35:25.144		
NO	BEHIND	LAP TIME	NO	BEHIND	LAP TIME	NO	BEHIND	LAP TIME	NO	BEHIND	LAP TIME	NO	BEHIND	LAP TIME
21		1:20.432	21		1:23.419	21		1:21.338	21		1:20.255	21		1:20.355
7	2.097	1:19.708	7	4.432	1:25.754	7	2.804	1:19.710	7	2.368	1:19.819	33	1 Lap	1:24.683
46	14.153	1:23.692	77	1 Lap	1:32.049	77	1 Lap	1:27.447	77	1 Lap	1:24.854	7	2.495	1:20.482
20	26.904	1:22.724	23	1 Lap	1:32.212	23	1 Lap	1:27.616	46	19.335	1:22.990	24	4 Laps	1:50.547
66	27.148	1:22.262	46	14.692	1:23.958	46	16.600	1:23.246	23	1 Lap	1:27.758	46	21.407	1:22.427
90	27.945	1:22.337	90	27.711	1:23.185	90	27.532	1:21.159	90	28.143	1:20.866	77	1 Lap	1:25.075
38	42.182	1:25.210	24	3 Laps	1:54.997	20	30.338	1:22.005	20	31.986	1:21.903	23	1 Lap	1:26.525
6	48.280	1:24.870	20	29.671	1:26.186	66	31.254	1:22.593	66	32.348	1:21.349	90	28.648	1:20.860
33	1:11.024	1:26.443	66	29.999	1:26.270	38	50.869	1:25.903	38	54.777	1:24.163	20	33.779	1:22.148
			38	46.304	1:27.541	6	51.880	1:24.285	6	55.629	1:24.004	66	33.965	1:21.972
			6	48.933	1:24.072	24	3 Laps	1:48.675				38	57.465	1:23.043
			33	1:12.609	1:25.004	33	1:16.099	1:24.828				6	58.697	1:23.423

Porsche Boxster Cup

RACE 6 - LAP CHART

LAP 16 @ 16:36:45.097			LAP 17 @ 16:38:05.024			LAP 18 @ 16:39:24.948			LAP 19 @ 16:40:44.737		
NO	BEHIND	LAP TIME	NO	BEHIND	LAP TIME	NO	BEHIND	LAP TIME	NO	BEHIND	LAP TIME
21		1:19.953	21		1:19.927	21		1:19.924	21		1:19.789
7	2.556	1:20.014	7	1.958	1:19.329	7	1.260	1:19.226	7	0.981	1:19.510
33	1 Lap	1:24.415	33	1 Lap	1:23.544	33	1 Lap	1:25.072	24	5 Laps	1:48.295
46	25.172	1:23.718	46	27.982	1:22.737	46	30.478	1:22.420	33	1 Lap	1:23.405
77	1 Lap	1:24.921	77	1 Lap	1:24.082	90	33.199	1:20.946	46	33.120	1:22.431
90	31.306	1:22.611	90	32.177	1:20.798	77	1 Lap	1:25.465	90	43.439	1:30.029
24	4 Laps	1:45.579	20	39.273	1:23.885	20	41.330	1:21.981	77	1 Lap	1:28.781
23	1 Lap	1:26.623	66	39.759	1:24.025	66	41.722	1:21.887	20	45.395	1:23.854
20	35.315	1:21.489	23	1 Lap	1:29.104	23	1 Lap	1:25.649	66	45.478	1:23.545
66	35.661	1:21.649	24	4 Laps	1:45.631	38	1:08.057	1:24.041	23	1 Lap	1:26.459
38	1:00.694	1:23.182	38	1:03.940	1:23.173	6	1:08.908	1:23.768	38	1:12.845	1:24.577
6	1:01.441	1:22.697	6	1:05.064	1:23.550				6	1:13.639	1:24.520

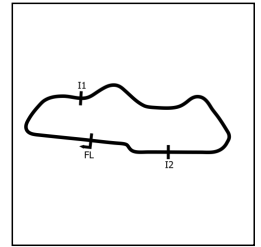
Porsche Boxster Cup

RACE 6 - POSITION CHART

No	Name	Lap																			
		Pos	1	2	3	4	5	6	7	8	9	10	11	12	13	14	15	16	17	18	19
21	LOVELL	1	21	21	21	21	21	21	21	21	21	21	21	21	21	21	21	21	21	21	21
7	ANDREW	2	46	46	46	46	46	46	7	7	7	7	7	7	7	7	7	7	7	7	7
90	THOMSON	3	7	7	7	7	7	7	46	46	46	46	46	46	46	46	46	46	46	46	46
20	NOBLE-EVANS	4	20	20	20	20	20	20	20	20	20	20	20	90	90	90	90	90	90	90	90
46	WHITE	5	6	66	66	66	66	66	66	66	66	66	66	20	20	20	20	20	20	20	20
66	SUDERA	6	66	6	6	90	90	90	90	90	90	90	90	66	66	66	66	66	66	66	66
6	THOMPSON	7	90	90	90	38	38	38	38	38	38	38	38	38	38	38	38	38	38	38	38
33	WILKINSON	8	38	38	38	6	6	6	6	6	6	6	6	6	6	6	6	6	6	6	6
77	WATSON	9	77	77	77	77	77	77	77	28	28	33	33	33	33	33	33	33	33	33	33
38	BRIDGES	10	23	28	28	28	28	28	28	77	77	77	77	77	77	77	77	77	77	77	77
23	KYLE-HENNEY	11	28	23	33	33	33	33	33	33	33	23	23	23	23	23	23	23	23	23	23
28	GRAHAM	12	33	33	23	23	23	23	23	23	23	24	24	24	24	24					
24	WOOD	13	24	24	24	24	24	24	24	24	24										

Porsche Boxster Cup

RACE 6 - SECTOR ANALYSIS



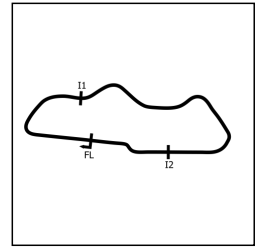
SECTOR 1 = FL to I1, SECTOR 2 = I1 to I2, SECTOR 3 = I2 to FL, DIFF = Difference To Personal Best Lap, P = Crossed Finish Line in Pit Lane, D = Time Disallowed

P1		21 3		Jonathan LOVELL		Porsche Boxster S	
IDEAL LAP TIME : 1:19.581		BEST LAP TIME : 1:19.789		DIFFERENCE : 0.208			
LAP	SECTOR 1	SECTOR 2	SECTOR 3	LAP TIME	MPH	DIFF	TIME OF DAY
1 -		43.248	14.313	1:25.813	83.02	6.024	16:16:32.242
2 -	24.002	42.978	14.370	1:21.350	87.58	1.561	16:17:53.592
3 -	23.389	42.636	14.309	1:20.334	88.68	0.545	16:19:13.926
4 -	23.517	43.751	14.473	1:21.741	87.16	1.952	16:20:35.667
5 -	23.445	42.920	14.425	1:20.790	88.18	1.001	16:21:56.457
6 -	23.487	43.138	14.439	1:21.064	87.88	1.275	16:23:17.521
7 -	23.422	43.086	14.399	1:20.907	88.05	1.118	16:24:38.428
8 -	23.359	42.962	14.172	1:20.493	88.51	0.704	16:25:58.921
9 -	23.300	42.635	14.195	1:20.130	88.91	0.341	16:27:19.051
10 -	23.404	42.823	14.067	1:20.294	88.73	0.505	16:28:39.345
11 -	23.219	43.059	14.154	1:20.432	88.57	0.643	16:29:59.777
12 -	23.243	45.902	14.274	1:23.419	85.40	3.630	16:31:23.196
13 -	23.491	43.668	14.179	1:21.338	87.59	1.549	16:32:44.534
14 -	23.310	42.736	14.209	1:20.255	88.77	0.466	16:34:04.789
15 -	23.396	42.478	14.481	1:20.355	88.66	0.566	16:35:25.144
16 -	23.435	42.410	14.108	1:19.953	89.11	0.164	16:36:45.097
17 -	23.295	42.407	14.225	1:19.927 (3)	89.13	0.138	16:38:05.024
18 -	23.259	42.458	14.207	1:19.924 (2)	89.14	0.135	16:39:24.948
19 -	23.201	42.615	13.973	1:19.789 (1)	89.29		16:40:44.737

P2		7 3		Tom ANDREW		Porsche Boxster S	
IDEAL LAP TIME : 1:18.969		BEST LAP TIME : 1:19.226		DIFFERENCE : 0.257			
LAP	SECTOR 1	SECTOR 2	SECTOR 3	LAP TIME	MPH	DIFF	TIME OF DAY
1 -		43.544	14.672	1:27.959	80.99	8.733	16:16:34.388
2 -	23.553	42.977	14.781	1:21.311	87.62	2.085	16:17:55.699
3 -	23.683	42.890	14.508	1:21.081	87.87	1.855	16:19:16.780
4 -	24.009	43.195	15.354	1:22.558	86.29	3.332	16:20:39.338
5 -	23.941	42.808	14.825	1:21.574	87.33	2.348	16:22:00.912
6 -	23.777	42.854	14.641	1:21.272	87.66	2.046	16:23:22.184
7 -	23.972	42.734	14.087	1:20.793	88.18	1.567	16:24:42.977
8 -	22.965	43.706	13.876	1:20.547	88.45	1.321	16:26:03.524
9 -	22.941	42.260	14.097	1:19.298 (2)	89.84	0.072	16:27:22.822
10 -	23.096	42.309	13.939	1:19.344	89.79	0.118	16:28:42.166
11 -	23.065	42.657	13.986	1:19.708	89.38	0.482	16:30:01.874
12 -	22.964	48.615	14.175	1:25.754	83.08	6.528	16:31:27.628
13 -	23.004	42.719	13.987	1:19.710	89.38	0.484	16:32:47.338
14 -	22.921	42.821	14.077	1:19.819	89.25	0.593	16:34:07.157
15 -	23.168	42.311	15.003	1:20.482	88.52	1.256	16:35:27.639
16 -	23.165	42.796	14.053	1:20.014	89.04	0.788	16:36:47.653
17 -	23.036	42.172	14.121	1:19.329 (3)	89.81	0.103	16:38:06.982
18 -	23.043	42.305	13.878	1:19.226 (1)	89.92		16:39:26.208
19 -	22.928	42.519	14.063	1:19.510	89.60	0.284	16:40:45.718

Porsche Boxster Cup

RACE 6 - SECTOR ANALYSIS



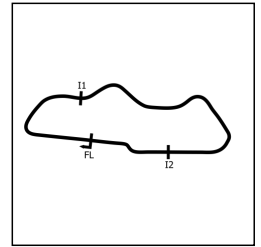
SECTOR 1 = FL to I1, SECTOR 2 = I1 to I2, SECTOR 3 = I2 to FL, DIFF = Difference To Personal Best Lap, P = Crossed Finish Line in Pit Lane, D = Time Disallowed

P3 46 3		Ashley WHITE		Porsche Boxster S			
IDEAL LAP TIME : 1:20.747		BEST LAP TIME : 1:20.960		DIFFERENCE : 0.213			
LAP	SECTOR 1	SECTOR 2	SECTOR 3	LAP TIME	MPH	DIFF	TIME OF DAY
1 -		43.732	14.533	1:27.388	81.52	6.428	16:16:33.817
2 -	23.787	43.168	14.661	1:21.616	87.29	0.656	16:17:55.433
3 -	23.511	42.896	14.553	1:20.960 (1)	88.00		16:19:16.393
4 -	23.953	43.555	15.243	1:22.751	86.09	1.791	16:20:39.144
5 -	23.779	43.014	14.701	1:21.494 (3)	87.42	0.534	16:22:00.638
6 -	23.684	43.082	14.581	1:21.347 (2)	87.58	0.387	16:23:21.985
7 -	24.344	43.209	14.380	1:21.933	86.95	0.973	16:24:43.918
8 -	23.471	43.485	14.553	1:21.509	87.40	0.549	16:26:05.427
9 -	23.493	44.109	14.836	1:22.438	86.42	1.478	16:27:27.865
10 -	23.556	43.622	15.195	1:22.373	86.49	1.413	16:28:50.238
11 -	23.970	44.456	15.266	1:23.692	85.12	2.732	16:30:13.930
12 -	24.217	44.799	14.942	1:23.958	84.85	2.998	16:31:37.888
13 -	24.144	44.489	14.613	1:23.246	85.58	2.286	16:33:01.134
14 -	23.778	43.657	15.555	1:22.990	85.84	2.030	16:34:24.124
15 -	24.176	43.417	14.834	1:22.427	86.43	1.467	16:35:46.551
16 -	23.969	44.764	14.985	1:23.718	85.10	2.758	16:37:10.269
17 -	23.699	44.150	14.888	1:22.737	86.11	1.777	16:38:33.006
18 -	23.851	43.860	14.709	1:22.420	86.44	1.460	16:39:55.426
19 -	23.657	43.897	14.877	1:22.431	86.43	1.471	16:41:17.857

P4 90 3		Sarah THOMSON		Porsche Boxster S			
IDEAL LAP TIME : 1:20.026		BEST LAP TIME : 1:20.616		DIFFERENCE : 0.590			
LAP	SECTOR 1	SECTOR 2	SECTOR 3	LAP TIME	MPH	DIFF	TIME OF DAY
1 -		48.341	14.993	1:34.576	75.33	13.960	16:16:41.005
2 -	24.930	45.728	14.850	1:25.508	83.32	4.892	16:18:06.513
3 -	24.029	45.401	14.653	1:24.083	84.73	3.467	16:19:30.596
4 -	24.727	45.054	14.305	1:24.086	84.73	3.470	16:20:54.682
5 -	23.960	44.777	14.261	1:22.998	85.84	2.382	16:22:17.680
6 -	24.133	44.149	14.201	1:22.483	86.37	1.867	16:23:40.163
7 -	23.582	44.022	14.249	1:21.853	87.04	1.237	16:25:02.016
8 -	23.581	43.754	13.986	1:21.321	87.61	0.705	16:26:23.337
9 -	24.267	43.131	14.034	1:21.432	87.49	0.816	16:27:44.769
10 -	23.328	43.315	13.973	1:20.616 (1)	88.37		16:29:05.385
11 -	23.514	44.373	14.450	1:22.337	86.53	1.721	16:30:27.722
12 -	23.592	44.340	15.253	1:23.185	85.64	2.569	16:31:50.907
13 -	23.649	43.294	14.216	1:21.159	87.78	0.543	16:33:12.066
14 -	23.309	43.329	14.228	1:20.866	88.10	0.250	16:34:32.932
15 -	23.393	43.443	14.024	1:20.860 (3)	88.11	0.244	16:35:53.792
16 -	23.492	44.063	15.056	1:22.611	86.24	1.995	16:37:16.403
17 -	23.515	43.421	13.862	1:20.798 (2)	88.17	0.182	16:38:37.201
18 -	23.398	43.526	14.022	1:20.946	88.01	0.330	16:39:58.147
19 -	23.086	43.078	23.865	1:30.029	79.13	9.413	16:41:28.176

Porsche Boxster Cup

RACE 6 - SECTOR ANALYSIS



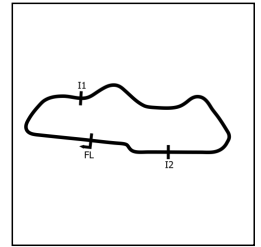
SECTOR 1 = FL to I1, SECTOR 2 = I1 to I2, SECTOR 3 = I2 to FL, DIFF = Difference To Personal Best Lap, P = Crossed Finish Line in Pit Lane, D = Time Disallowed

P5		20 3		Faye NOBLE-EVANS		Porsche Boxster S	
IDEAL LAP TIME : 1:21.255		BEST LAP TIME : 1:21.489		DIFFERENCE : 0.234			
LAP	SECTOR 1	SECTOR 2	SECTOR 3	LAP TIME	MPH	DIFF	TIME OF DAY
1 -		45.368	14.893	1:30.890	78.38	9.401	16:16:37.319
2 -	23.977	45.380	14.834	1:24.191	84.62	2.702	16:18:01.510
3 -	24.430	45.188	14.530	1:24.148	84.66	2.659	16:19:25.658
4 -	23.927	44.184	14.556	1:22.667	86.18	1.178	16:20:48.325
5 -	24.612	44.789	14.557	1:23.958	84.85	2.469	16:22:12.283
6 -	24.059	43.964	14.510	1:22.533	86.32	1.044	16:23:34.816
7 -	23.599	44.187	14.427	1:22.213	86.66	0.724	16:24:57.029
8 -	23.615	44.314	14.285	1:22.214	86.65	0.725	16:26:19.243
9 -	24.286	44.090	14.399	1:22.775	86.07	1.286	16:27:42.018
10 -	23.820	43.944	14.175	1:21.939 (3)	86.95	0.450	16:29:03.957
11 -	23.990	44.394	14.340	1:22.724	86.12	1.235	16:30:26.681
12 -	24.079	47.607	14.500	1:26.186	82.66	4.697	16:31:52.867
13 -	23.850	44.064	14.091	1:22.005	86.88	0.516	16:33:14.872
14 -	23.649	44.003	14.251	1:21.903 (2)	86.98	0.414	16:34:36.775
15 -	23.741	44.179	14.228	1:22.148	86.72	0.659	16:35:58.923
16 -	23.442	43.722	14.325	1:21.489 (1)	87.43		16:37:20.412
17 -	25.040	44.631	14.214	1:23.885	84.93	2.396	16:38:44.297
18 -	23.500	44.271	14.210	1:21.981	86.90	0.492	16:40:06.278
19 -	23.720	44.288	15.846	1:23.854	84.96	2.365	16:41:30.132

P6		66 3		Vikram SUDERA		Porsche Boxster S	
IDEAL LAP TIME : 1:21.200		BEST LAP TIME : 1:21.349		DIFFERENCE : 0.149			
LAP	SECTOR 1	SECTOR 2	SECTOR 3	LAP TIME	MPH	DIFF	TIME OF DAY
1 -		46.876	14.602	1:33.246	76.40	11.897	16:16:39.675
2 -	23.870	43.927	14.397	1:22.194	86.68	0.845	16:18:01.869
3 -	24.403	45.442	14.340	1:24.185	84.63	2.836	16:19:26.054
4 -	23.927	44.234	14.354	1:22.515	86.34	1.166	16:20:48.569
5 -	24.713	44.830	14.449	1:23.992	84.82	2.643	16:22:12.561
6 -	24.135	44.053	14.489	1:22.677	86.17	1.328	16:23:35.238
7 -	23.718	43.977	14.479	1:22.174	86.70	0.825	16:24:57.412
8 -	23.684	44.083	14.415	1:22.182	86.69	0.833	16:26:19.594
9 -	24.294	44.217	14.229	1:22.740	86.10	1.391	16:27:42.334
10 -	23.859	43.857	14.613	1:22.329	86.53	0.980	16:29:04.663
11 -	23.581	44.490	14.191	1:22.262	86.60	0.913	16:30:26.925
12 -	24.098	47.716	14.456	1:26.270	82.58	4.921	16:31:53.195
13 -	23.738	44.112	14.743	1:22.593	86.26	1.244	16:33:15.788
14 -	23.571	43.476	14.302	1:21.349 (1)	87.58		16:34:37.137
15 -	23.715	44.089	14.168	1:21.972	86.91	0.623	16:35:59.109
16 -	23.606	43.622	14.421	1:21.649 (2)	87.25	0.300	16:37:20.758
17 -	24.874	44.636	14.515	1:24.025	84.79	2.676	16:38:44.783
18 -	23.556	43.936	14.395	1:21.887 (3)	87.00	0.538	16:40:06.670
19 -	23.629	44.158	15.758	1:23.545	85.27	2.196	16:41:30.215

Porsche Boxster Cup

RACE 6 - SECTOR ANALYSIS



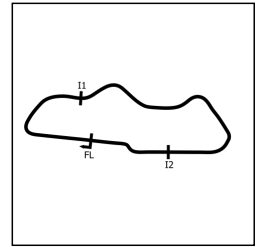
SECTOR 1 = FL to I1, SECTOR 2 = I1 to I2, SECTOR 3 = I2 to FL, DIFF = Difference To Personal Best Lap, P = Crossed Finish Line in Pit Lane, D = Time Disallowed

P7 38 3		Eric BRIDGES		Porsche Boxster S			
IDEAL LAP TIME : 1:22.206		BEST LAP TIME : 1:22.609		DIFFERENCE : 0.403			
LAP	SECTOR 1	SECTOR 2	SECTOR 3	LAP TIME	MPH	DIFF	TIME OF DAY
1 -		47.603	15.104	1:34.960	75.02	12.351	16:16:41.389
2 -	24.899	45.859	14.993	1:25.751	83.08	3.142	16:18:07.140
3 -	24.235	44.887	14.820	1:23.942	84.87	1.333	16:19:31.082
4 -	25.629	44.985	14.615	1:25.229	83.59	2.620	16:20:56.311
5 -	24.524	44.844	14.766	1:24.134	84.68	1.525	16:22:20.445
6 -	24.180	43.910	14.519	1:22.609 (1)	86.24		16:23:43.054
7 -	23.990	44.145	14.748	1:22.883 (2)	85.96	0.274	16:25:05.937
8 -	24.093	44.176	14.867	1:23.136	85.69	0.527	16:26:29.073
9 -	24.091	44.698	14.809	1:23.598	85.22	0.989	16:27:52.671
10 -	24.335	44.838	14.905	1:24.078	84.73	1.469	16:29:16.749
11 -	24.629	45.757	14.824	1:25.210	83.61	2.601	16:30:41.959
12 -	24.817	47.401	15.323	1:27.541	81.38	4.932	16:32:09.500
13 -	24.936	45.831	15.136	1:25.903	82.93	3.294	16:33:35.403
14 -	24.587	44.594	14.982	1:24.163	84.65	1.554	16:34:59.566
15 -	24.375	44.071	14.597	1:23.043 (3)	85.79	0.434	16:36:22.609
16 -	24.580	43.697	14.905	1:23.182	85.65	0.573	16:37:45.791
17 -	24.320	44.083	14.770	1:23.173	85.66	0.564	16:39:08.964
18 -	24.251	44.729	15.061	1:24.041	84.77	1.432	16:40:33.005
19 -	24.282	44.689	15.606	1:24.577	84.23	1.968	16:41:57.582

P8 6 3		Mike THOMPSON		Porsche Boxster S			
IDEAL LAP TIME : 1:22.520		BEST LAP TIME : 1:22.697		DIFFERENCE : 0.177			
LAP	SECTOR 1	SECTOR 2	SECTOR 3	LAP TIME	MPH	DIFF	TIME OF DAY
1 -		46.172	15.306	1:32.657	76.89	9.960	16:16:39.086
2 -	25.236	45.226	15.315	1:25.777	83.06	3.080	16:18:04.863
3 -	24.911	45.395	15.092	1:25.398	83.42	2.701	16:19:30.261
4 -	25.673	45.931	15.184	1:26.788	82.09	4.091	16:20:57.049
5 -	24.664	45.256	15.151	1:25.071	83.74	2.374	16:22:22.120
6 -	24.590	44.064	15.094	1:23.748	85.07	1.051	16:23:45.868
7 -	24.611	44.653	14.999	1:24.263	84.55	1.566	16:25:10.131
8 -	24.486	44.627	14.977	1:24.090	84.72	1.393	16:26:34.221
9 -	24.718	45.455	15.040	1:25.213	83.60	2.516	16:27:59.434
10 -	24.351	44.459	14.943	1:23.753	85.06	1.056	16:29:23.187
11 -	24.610	45.167	15.093	1:24.870	83.94	2.173	16:30:48.057
12 -	24.608	44.431	15.033	1:24.072	84.74	1.375	16:32:12.129
13 -	24.604	44.673	15.008	1:24.285	84.53	1.588	16:33:36.414
14 -	24.368	44.973	14.663	1:24.004	84.81	1.307	16:35:00.418
15 -	24.408	44.399	14.616	1:23.423 (2)	85.40	0.726	16:36:23.841
16 -	24.354	43.795	14.548	1:22.697 (1)	86.15		16:37:46.538
17 -	24.278	44.603	14.669	1:23.550 (3)	85.27	0.853	16:39:10.088
18 -	24.554	44.595	14.619	1:23.768	85.05	1.071	16:40:33.856
19 -	24.177	45.603	14.740	1:24.520	84.29	1.823	16:41:58.376

Porsche Boxster Cup

RACE 6 - SECTOR ANALYSIS



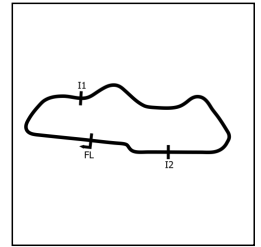
SECTOR 1 = FL to I1, SECTOR 2 = I1 to I2, SECTOR 3 = I2 to FL, DIFF = Difference To Personal Best Lap, P = Crossed Finish Line in Pit Lane, D = Time Disallowed

P9		33 3		Jessica WILKINSON		Porsche Boxster S	
IDEAL LAP TIME : 1:23.231		BEST LAP TIME : 1:23.405		DIFFERENCE : 0.174			
LAP	SECTOR 1	SECTOR 2	SECTOR 3	LAP TIME	MPH	DIFF	TIME OF DAY
1 -		48.926	15.857	1:41.351	70.29	17.946	16:16:47.780
2 -	25.522	48.331	15.915	1:29.768	79.36	6.363	16:18:17.548
3 -	25.016	46.108	15.650	1:26.774	82.10	3.369	16:19:44.322
4 -	24.550	47.128	14.964	1:26.642	82.23	3.237	16:21:10.964
5 -	24.908	45.642	15.319	1:25.869	82.97	2.464	16:22:36.833
6 -	24.838	45.652	15.032	1:25.522	83.30	2.117	16:24:02.355
7 -	24.481	45.555	15.181	1:25.217	83.60	1.812	16:25:27.572
8 -	24.013	45.699	16.361	1:26.073	82.77	2.668	16:26:53.645
9 -	24.307	45.266	14.984	1:24.557	84.25	1.152	16:28:18.202
10 -	24.266	46.924	14.966	1:26.156	82.69	2.751	16:29:44.358
11 -	24.406	47.015	15.022	1:26.443	82.42	3.038	16:31:10.801
12 -	24.554	45.828	14.622	1:25.004	83.81	1.599	16:32:35.805
13 -	24.196	45.687	14.945	1:24.828	83.98	1.423	16:34:00.633
14 -	24.346	44.965	15.372	1:24.683	84.13	1.278	16:35:25.316
15 -	24.399	45.462	14.554	1:24.415 (3)	84.40	1.010	16:36:49.731
16 -	23.904	44.930	14.710	1:23.544 (2)	85.28	0.139	16:38:13.275
17 -	24.370	46.042	14.660	1:25.072	83.74	1.667	16:39:38.347
18 -	23.857	45.104	14.444	1:23.405 (1)	85.42		16:41:01.752

P10		77 3		Paul WATSON		Porsche Boxster S	
IDEAL LAP TIME : 1:23.547		BEST LAP TIME : 1:24.082		DIFFERENCE : 0.535			
LAP	SECTOR 1	SECTOR 2	SECTOR 3	LAP TIME	MPH	DIFF	TIME OF DAY
1 -		49.417	15.909	1:38.647	72.22	14.565	16:16:45.076
2 -	25.975	47.910	15.706	1:29.591	79.52	5.509	16:18:14.667
3 -	25.282	47.112	15.559	1:27.953	81.00	3.871	16:19:42.620
4 -	25.223	46.272	15.518	1:27.013	81.88	2.931	16:21:09.633
5 -	25.100	45.579	15.582	1:26.261	82.59	2.179	16:22:35.894
6 -	24.880	45.232	15.114	1:25.226	83.59	1.144	16:24:01.120
7 -	24.444	45.392	14.967	1:24.803 (3)	84.01	0.721	16:25:25.923
8 -	24.048	46.614	16.654	1:27.316	81.59	3.234	16:26:53.239
9 -	24.146	45.468	14.800	1:24.414 (2)	84.40	0.332	16:28:17.653
10 -	24.157	57.844	17.652	1:39.653	71.49	15.571	16:29:57.306
11 -	25.288	51.190	15.571	1:32.049	77.40	7.967	16:31:29.355
12 -	24.903	47.463	15.081	1:27.447	81.47	3.365	16:32:56.802
13 -	24.520	45.165	15.169	1:24.854	83.96	0.772	16:34:21.656
14 -	24.402	44.886	15.787	1:25.075	83.74	0.993	16:35:46.731
15 -	24.856	45.330	14.735	1:24.921	83.89	0.839	16:37:11.652
16 -	23.926	45.294	14.862	1:24.082 (1)	84.73		16:38:35.734
17 -	24.293	46.420	14.752	1:25.465	83.36	1.383	16:40:01.199
18 -	24.261	47.773	16.747	1:28.781	80.24	4.699	16:41:29.980

Porsche Boxster Cup

RACE 6 - SECTOR ANALYSIS



SECTOR 1 = FL to I1, SECTOR 2 = I1 to I2, SECTOR 3 = I2 to FL, DIFF = Difference To Personal Best Lap, P = Crossed Finish Line in Pit Lane, D = Time Disallowed

P11 23 3		Zoe KYLE-HENNEY		Porsche Boxster S			
IDEAL LAP TIME : 1:25.453		BEST LAP TIME : 1:25.649		DIFFERENCE : 0.196			
LAP	SECTOR 1	SECTOR 2	SECTOR 3	LAP TIME	MPH	DIFF	TIME OF DAY
1 -		50.140	16.306	1:40.184	71.11	14.535	16:16:46.613
2 -	26.264	48.447	15.901	1:30.612	78.62	4.963	16:18:17.225
3 -	26.067	47.221	15.578	1:28.866	80.17	3.217	16:19:46.091
4 -	25.475	47.041	15.523	1:28.039	80.92	2.390	16:21:14.130
5 -	25.219	46.375	15.960	1:27.554	81.37	1.905	16:22:41.684
6 -	26.447	47.121	15.355	1:28.923	80.12	3.274	16:24:10.607
7 -	24.954	46.550	15.153	1:26.657	82.21	1.008	16:25:37.264
8 -	25.321	46.526	15.477	1:27.324	81.58	1.675	16:27:04.588
9 -	24.966	46.238	15.140	1:26.344 (2)	82.51	0.695	16:28:30.932
10 -	24.771	46.307	15.645	1:26.723	82.15	1.074	16:29:57.655
11 -	26.162	50.454	15.596	1:32.212	77.26	6.563	16:31:29.867
12 -	24.801	47.725	15.090	1:27.616	81.31	1.967	16:32:57.483
13 -	24.999	45.723	17.036	1:27.758	81.18	2.109	16:34:25.241
14 -	25.002	45.978	15.545	1:26.525	82.34	0.876	16:35:51.766
15 -	24.860	46.546	15.217	1:26.623	82.24	0.974	16:37:18.389
16 -	26.675	47.274	15.155	1:29.104	79.95	3.455	16:38:47.493
17 -	24.729	45.675	15.245	1:25.649 (1)	83.18		16:40:13.142
18 -	25.008	45.634	15.817	1:26.459 (3)	82.40	0.810	16:41:39.601

P12 24 3		Sarah WOOD		Porsche Boxster S			
IDEAL LAP TIME : 1:44.573		BEST LAP TIME : 1:45.579		DIFFERENCE : 1.006			
LAP	SECTOR 1	SECTOR 2	SECTOR 3	LAP TIME	MPH	DIFF	TIME OF DAY
1 -		58.104	20.195	1:56.764	61.01	11.185	16:17:03.193
2 -	31.797	58.939	20.297	1:51.033	64.16	5.454	16:18:54.226
3 -	31.686	1:00.044	19.467	1:51.197	64.07	5.618	16:20:45.423
4 -	32.222	58.630	20.180	1:51.032	64.16	5.453	16:22:36.455
5 -	31.948	57.614	19.679	1:49.241	65.21	3.662	16:24:25.696
6 -	31.112	59.623	19.524	1:50.259	64.61	4.680	16:26:15.955
7 -	33.003	57.537	18.949	1:49.489	65.07	3.910	16:28:05.444
8 -	30.478	1:01.123	20.448	1:52.049	63.58	6.470	16:29:57.493
9 -	34.234	1:00.612	20.151	1:54.997	61.95	9.418	16:31:52.490
10 -	30.953	57.647	20.075	1:48.675	65.55	3.096	16:33:41.165
11 -	30.592	57.667	22.288	1:50.547	64.44	4.968	16:35:31.712
12 -	29.783	57.083	18.713	1:45.579 (1)	67.48		16:37:17.291
13 -	30.679	56.077	18.875	1:45.631 (2)	67.44	0.052	16:39:02.922
14 -	30.925	57.776	19.594	1:48.295 (3)	65.78	2.716	16:40:51.217

P13 28 3		Phil GRAHAM		Porsche Boxster S			
IDEAL LAP TIME : 1:24.520		BEST LAP TIME : 1:24.552		DIFFERENCE : 0.032			
LAP	SECTOR 1	SECTOR 2	SECTOR 3	LAP TIME	MPH	DIFF	TIME OF DAY
1 -		49.620	16.152	1:40.489	70.89	15.937	16:16:46.918
2 -	25.337	47.001	15.750	1:28.088	80.88	3.536	16:18:15.006
3 -	25.466	46.852	15.874	1:28.192	80.78	3.640	16:19:43.198
4 -	25.107	46.380	15.537	1:27.024	81.86	2.472	16:21:10.222
5 -	25.170	45.596	15.321	1:26.087	82.76	1.535	16:22:36.309
6 -	24.981	45.447	15.026	1:25.454 (3)	83.37	0.902	16:24:01.763
7 -	24.692	45.367	14.980	1:25.039 (2)	83.78	0.487	16:25:26.802
8 -	24.330	45.582	15.944	1:25.856	82.98	1.304	16:26:52.658
9 -	24.272	45.399	14.881	1:24.552 (1)	84.26		16:28:17.210

Porsche Boxster Cup

RACE 6 - BEST SECTORS

SECTOR 1			SECTOR 2			SECTOR 3			IDEAL / BEST COMPARISON						
POS	NO	NAME	TIME	NO	NAME	TIME	NO	NAME	TIME	POS	NO	NAME	IDEAL	BEST	DIFF
													PERFECT LAP	1:18.955	
1	7	ANDREW	22.921	7	ANDREW	42.172	90	THOMSON	13.862	1	7	ANDREW	1:18.969	1:19.226	0.257
2	90	THOMSON	23.086	21	LOVELL	42.407	7	ANDREW	13.876	2	21	LOVELL	1:19.581	1:19.789	0.208
3	21	LOVELL	23.201	46	WHITE	42.896	21	LOVELL	13.973	3	90	THOMSON	1:20.026	1:20.616	0.590
4	20	NOBLE-EVANS	23.442	90	THOMSON	43.078	20	NOBLE-EVANS	14.091	4	46	WHITE	1:20.747	1:20.960	0.213
5	46	WHITE	23.471	66	SUDERA	43.476	66	SUDERA	14.168	5	66	SUDERA	1:21.200	1:21.349	0.149
6	66	SUDERA	23.556	38	BRIDGES	43.697	46	WHITE	14.380	6	20	NOBLE-EVANS	1:21.255	1:21.489	0.234
7	33	WILKINSON	23.857	20	NOBLE-EVANS	43.722	33	WILKINSON	14.444	7	38	BRIDGES	1:22.206	1:22.609	0.403
8	77	WATSON	23.926	6	THOMPSON	43.795	38	BRIDGES	14.519	8	6	THOMPSON	1:22.520	1:22.697	0.177
9	38	BRIDGES	23.990	77	WATSON	44.886	6	THOMPSON	14.548	9	33	WILKINSON	1:23.231	1:23.405	0.174
10	6	THOMPSON	24.177	33	WILKINSON	44.930	77	WATSON	14.735	10	77	WATSON	1:23.547	1:24.082	0.535
11	28	GRAHAM	24.272	28	GRAHAM	45.367	28	GRAHAM	14.881	11	28	GRAHAM	1:24.520	1:24.552	0.032
12	23	KYLE-HENNEY	24.729	23	KYLE-HENNEY	45.634	23	KYLE-HENNEY	15.090	12	23	KYLE-HENNEY	1:25.453	1:25.649	0.196
13	24	WOOD	29.783	24	WOOD	56.077	24	WOOD	18.713	13	24	WOOD	1:44.573	1:45.579	1.006

Porsche Boxster Cup

RACE 6 - STATISTICS

Competitors Started 13
Planned Start 2023-04-01 @ 16:05:00.000
Actual Start 2023-04-01 @ 16:15:06.428
Finish Time 2023-04-01 @ 16:40:43.749
Track Length 1.9790mi.
Total Laps 229
Total Distance Covered 453.2063mi.

Session Fastest Lap History

NO	NAME	LAP TIME	TIME OF DAY	LAP	VEHICLE
21	Jonathan LOVELL	1:25.813	16:16:32.246	1	Porsche Boxster S
21	Jonathan LOVELL	1:21.350	16:17:53.597	2	Porsche Boxster S
7	Tom ANDREW	1:21.311	16:17:55.703	2	Porsche Boxster S
21	Jonathan LOVELL	1:20.334	16:19:13.931	3	Porsche Boxster S
21	Jonathan LOVELL	1:20.130	16:27:19.056	9	Porsche Boxster S
7	Tom ANDREW	1:19.298	16:27:22.825	9	Porsche Boxster S
7	Tom ANDREW	1:19.226	16:39:26.212	18	Porsche Boxster S

Session Leader History

NO	NAME	FROM LAP	LAPS LED	DISTANCE	VEHICLE
21	Jonathan LOVELL	1	19	37.56 miles	Porsche Boxster S

Flag History

TYPE	TIME OF DAY
GREEN	16:15:06.428
FINISH	16:40:43.749

Flag Statistics

TYPE	COUNT	TOTAL LAPS	TOTAL TIME
Green	1	19	26:56.367
Red	0	0	0.000
Safety Car	0	0	0.000
FCY	0	0	0.000