



Porsche Club

Motorsport



BOXSTER CUP



Anglesey Coastal

May 20th / 21st

Results

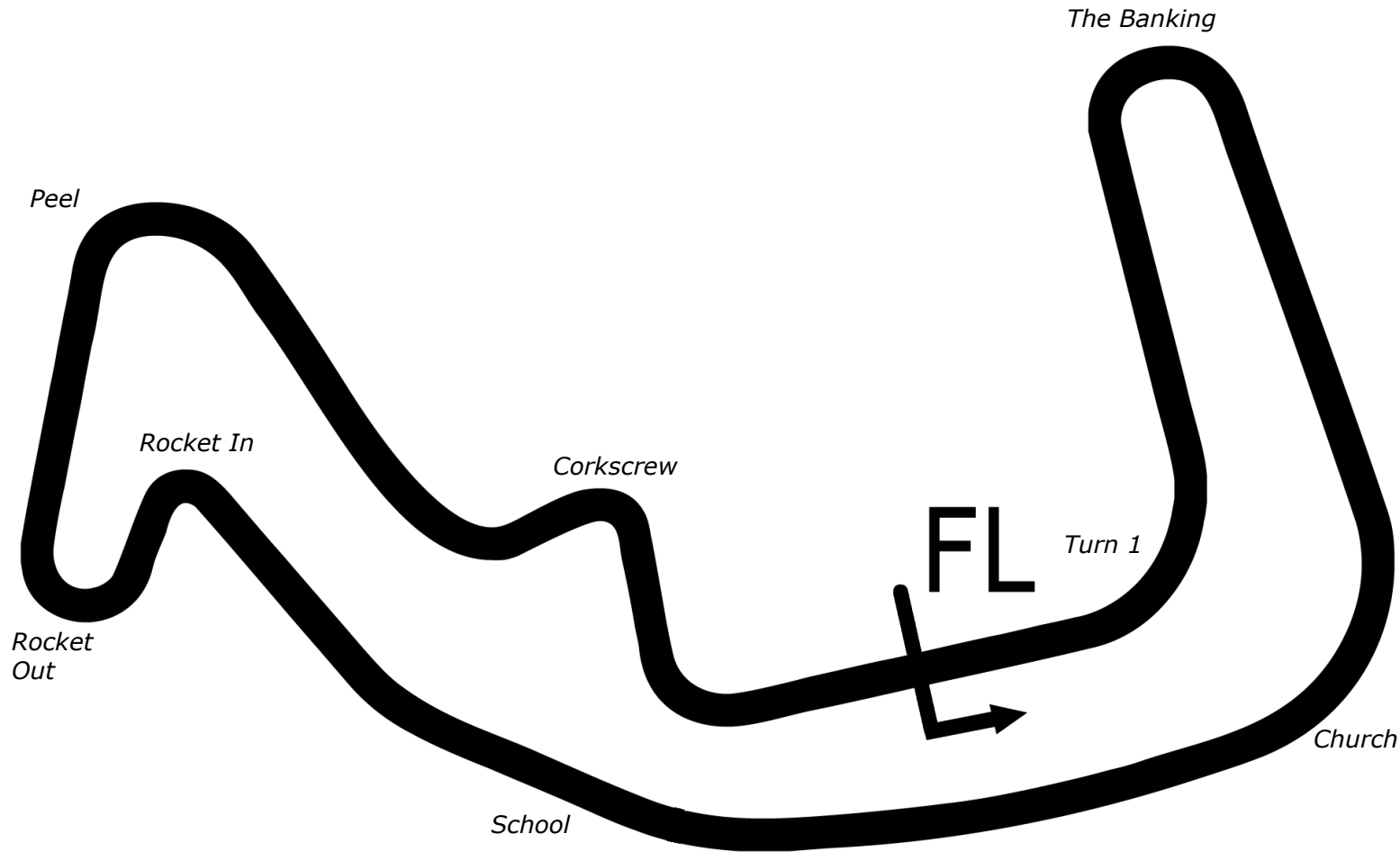


Anglesey Coastal



SPORTS TIMING

TIMING SOLUTIONS LTD



| | | | |
|--------------------|---------------------------------|------------|-----------|
| Length | 1.5500 miles | 2494.5 m | |
| FL | | 53.18840 N | 4.49640 W |
| Pit Entry | 2446m | 53.18843 N | 4.49731 W |
| Pit Exit | 88m after FL | 53.18869 N | 4.49515 W |
| Pit Entry-Pit Exit | 144m, 10.4s @50kph, 8.6s @60kph | | |

All results available at www.tsl-timing.com

Porsche Boxster Cup

QUALIFYING - RACE 5 - CLASSIFICATION - AMENDED

| POS | NO | NAME | ENTRY | TIME | ON | LAPS | GAP | DIFF | MPH |
|-----|----|-------------------|-------------------|----------|----|------|-------|-------|-------|
| 1 | 21 | Jonathan LOVELL | Porsche Boxster S | 1:18.815 | 6 | 14 | | | 70.79 |
| 2 | 90 | Sarah THOMSON | Porsche Boxster S | 1:19.184 | 7 | 14 | 0.369 | 0.369 | 70.46 |
| 3 | 46 | Matt GOUGH | Porsche Boxster S | 1:20.535 | 13 | 13 | 1.720 | 1.351 | 69.28 |
| 4 | 20 | Faye NOBLE-EVANS | Porsche Boxster S | 1:20.566 | 11 | 14 | 1.751 | 0.031 | 69.26 |
| 5 | 38 | Eric BRIDGES | Porsche Boxster S | 1:20.766 | 3 | 14 | 1.951 | 0.200 | 69.08 |
| 6 | 33 | Jessica WILKINSON | Porsche Boxster S | 1:20.878 | 8 | 13 | 2.063 | 0.112 | 68.99 |
| 7 | 23 | Zoe KYLE-HENNEY | Porsche Boxster S | 1:21.066 | 9 | 15 | 2.251 | 0.188 | 68.83 |
| 8 | 66 | Vikram SUDERA | Porsche Boxster S | 1:22.670 | 2 | 11 | 3.855 | 1.604 | 67.49 |
| 9 | 28 | Phil GRAHAM | Porsche Boxster S | 1:22.810 | 14 | 14 | 3.995 | 0.140 | 67.38 |
| 10 | 24 | Sarah WOOD | Porsche Boxster S | 1:25.354 | 14 | 14 | 6.539 | 2.544 | 65.37 |
| DQ | 6 | Mike THOMPSON | Porsche Boxster S | | | | | | |
| DQ | 81 | Perry DARLING | Porsche Boxster S | | | | | | |

Cars 6 & 81 disqualified from event for non-compliance - Championship Regulation 3.4 refers.

Weather / Track : Bright / Dry

These results are provisional until the conclusion of any judicial and technical matters.

Anglesey Coastal: 1.5500 miles

Date: 20/05/2023 Start: 10:10 Finish: 10:30

Clerk Of Course : Andy Stevens

Stewards :

Timekeeper : Nick Palmer

Porsche Boxster Cup

QUALIFYING - RACE 12 - 2ND FASTEST CLASSIFICATION - AMENDED

| POS | NO | NAME | ENTRY | TIME | ON | LAPS | GAP | DIFF | MPH |
|-----|----|-------------------|-------------------|----------|----|------|-------|-------|-------|
| 1 | 21 | Jonathan LOVELL | Porsche Boxster S | 1:18.835 | 7 | 14 | | | 70.78 |
| 2 | 90 | Sarah THOMSON | Porsche Boxster S | 1:19.357 | 8 | 14 | 0.522 | 0.522 | 70.31 |
| 3 | 46 | Matt GOUGH | Porsche Boxster S | 1:20.984 | 11 | 13 | 2.149 | 1.627 | 68.90 |
| 4 | 20 | Faye NOBLE-EVANS | Porsche Boxster S | 1:21.120 | 12 | 14 | 2.285 | 0.136 | 68.78 |
| 5 | 23 | Zoe KYLE-HENNEY | Porsche Boxster S | 1:21.205 | 14 | 15 | 2.370 | 0.085 | 68.71 |
| 6 | 38 | Eric BRIDGES | Porsche Boxster S | 1:21.267 | 4 | 14 | 2.432 | 0.062 | 68.66 |
| 7 | 33 | Jessica WILKINSON | Porsche Boxster S | 1:21.356 | 9 | 13 | 2.521 | 0.089 | 68.58 |
| 8 | 66 | Vikram SUDERA | Porsche Boxster S | 1:22.694 | 4 | 11 | 3.859 | 1.338 | 67.47 |
| 9 | 28 | Phil GRAHAM | Porsche Boxster S | 1:22.841 | 8 | 14 | 4.006 | 0.147 | 67.35 |
| 10 | 24 | Sarah WOOD | Porsche Boxster S | 1:25.669 | 13 | 14 | 6.834 | 2.828 | 65.13 |
| DQ | 81 | Perry DARLING | Porsche Boxster S | | | | | | |
| DQ | 6 | Mike THOMPSON | Porsche Boxster S | | | | | | |

Cars 6 & 81 disqualified from event for non-compliance - Championship Regulation 3.4 refers.

Weather / Track : Bright / Dry

These results are provisional until the conclusion of any judicial and technical matters.

Anglesey Coastal: 1.5500 miles

Date: 20/05/2023 Start: 10:10 Finish: 10:30

Clerk Of Course : Andy Stevens

Stewards :

Timekeeper : Nick Palmer

Porsche Boxster Cup

QUALIFYING - RACE 5 - CLASSIFICATION

| POS | NO | NAME | ENTRY | TIME | ON | LAPS | GAP | DIFF | MPH |
|-----|----|-------------------|-------------------|----------|----|------|-------|-------|-------|
| 1 | 21 | Jonathan LOVELL | Porsche Boxster S | 1:18.815 | 6 | 14 | | | 70.79 |
| 2 | 6 | Mike THOMPSON | Porsche Boxster S | 1:18.890 | 5 | 14 | 0.075 | 0.075 | 70.73 |
| 3 | 90 | Sarah THOMSON | Porsche Boxster S | 1:19.184 | 7 | 14 | 0.369 | 0.294 | 70.46 |
| 4 | 81 | Perry DARLING | Porsche Boxster S | 1:19.258 | 11 | 14 | 0.443 | 0.074 | 70.40 |
| 5 | 46 | Matt GOUGH | Porsche Boxster S | 1:20.535 | 13 | 13 | 1.720 | 1.277 | 69.28 |
| 6 | 20 | Faye NOBLE-EVANS | Porsche Boxster S | 1:20.566 | 11 | 14 | 1.751 | 0.031 | 69.26 |
| 7 | 38 | Eric BRIDGES | Porsche Boxster S | 1:20.766 | 3 | 14 | 1.951 | 0.200 | 69.08 |
| 8 | 33 | Jessica WILKINSON | Porsche Boxster S | 1:20.878 | 8 | 13 | 2.063 | 0.112 | 68.99 |
| 9 | 23 | Zoe KYLE-HENNEY | Porsche Boxster S | 1:21.066 | 9 | 15 | 2.251 | 0.188 | 68.83 |
| 10 | 66 | Vikram SUDERA | Porsche Boxster S | 1:22.670 | 2 | 11 | 3.855 | 1.604 | 67.49 |
| 11 | 28 | Phil GRAHAM | Porsche Boxster S | 1:22.810 | 14 | 14 | 3.995 | 0.140 | 67.38 |
| 12 | 24 | Sarah WOOD | Porsche Boxster S | 1:25.354 | 14 | 14 | 6.539 | 2.544 | 65.37 |

Weather / Track : Bright / Dry

These results are provisional until the conclusion of any judicial and technical matters.

Anglesey Coastal: 1.5500 miles

Date: 20/05/2023 Start: 10:10 Finish: 10:30

Clerk Of Course : Andy Stevens

Stewards :

Timekeeper : Nick Palmer

Porsche Boxster Cup

QUALIFYING - RACE 12 - 2ND FASTEST CLASSIFICATION

| POS | NO | NAME | ENTRY | TIME | ON | LAPS | GAP | DIFF | MPH |
|-----|----|-------------------|-------------------|----------|----|------|-------|-------|-------|
| 1 | 21 | Jonathan LOVELL | Porsche Boxster S | 1:18.835 | 7 | 14 | | | 70.78 |
| 2 | 6 | Mike THOMPSON | Porsche Boxster S | 1:19.076 | 14 | 14 | 0.241 | 0.241 | 70.56 |
| 3 | 81 | Perry DARLING | Porsche Boxster S | 1:19.336 | 9 | 14 | 0.501 | 0.260 | 70.33 |
| 4 | 90 | Sarah THOMSON | Porsche Boxster S | 1:19.357 | 8 | 14 | 0.522 | 0.021 | 70.31 |
| 5 | 46 | Matt GOUGH | Porsche Boxster S | 1:20.984 | 11 | 13 | 2.149 | 1.627 | 68.90 |
| 6 | 20 | Faye NOBLE-EVANS | Porsche Boxster S | 1:21.120 | 12 | 14 | 2.285 | 0.136 | 68.78 |
| 7 | 23 | Zoe KYLE-HENNEY | Porsche Boxster S | 1:21.205 | 14 | 15 | 2.370 | 0.085 | 68.71 |
| 8 | 38 | Eric BRIDGES | Porsche Boxster S | 1:21.267 | 4 | 14 | 2.432 | 0.062 | 68.66 |
| 9 | 33 | Jessica WILKINSON | Porsche Boxster S | 1:21.356 | 9 | 13 | 2.521 | 0.089 | 68.58 |
| 10 | 66 | Vikram SUDERA | Porsche Boxster S | 1:22.694 | 4 | 11 | 3.859 | 1.338 | 67.47 |
| 11 | 28 | Phil GRAHAM | Porsche Boxster S | 1:22.841 | 8 | 14 | 4.006 | 0.147 | 67.35 |
| 12 | 24 | Sarah WOOD | Porsche Boxster S | 1:25.669 | 13 | 14 | 6.834 | 2.828 | 65.13 |

Weather / Track : Bright / Dry

These results are provisional until the conclusion of any judicial and technical matters.

Anglesey Coastal: 1.5500 miles

Date: 20/05/2023 Start: 10:10 Finish: 10:30

Clerk Of Course : Andy Stevens

Stewards :

Timekeeper : Nick Palmer

Porsche Boxster Cup

QUALIFYING - RACE 5 - LAP ANALYSIS

DIFF = Difference To Personal Best Lap

| P1 21 Jonathan LOVELL | | | | |
|-----------------------|---------------------|--------|--------------|---------------------|
| LAP | LAP TIME | DIFF | MPH | TIME OF DAY |
| 1 - | 1:19.711 | 0.896 | 70.00 | 10:13:03.187 |
| 2 - | 1:19.122 | 0.307 | 70.52 | 10:14:22.309 |
| 3 - | 1:18.890 (3) | 0.075 | 70.73 | 10:15:41.199 |
| 4 - | 1:19.048 | 0.233 | 70.59 | 10:17:00.247 |
| 5 - | 1:18.925 | 0.110 | 70.70 | 10:18:19.172 |
| 6 - | 1:18.815 (1) | | 70.79 | 10:19:37.987 |
| 7 - | 1:18.835 (2) | 0.020 | 70.78 | 10:20:56.822 |
| 8 - | 1:19.004 | 0.189 | 70.62 | 10:22:15.826 |
| 9 - | 1:19.012 | 0.197 | 70.62 | 10:23:34.838 |
| 10 - | 1:18.998 | 0.183 | 70.63 | 10:24:53.836 |
| 11 - | 1:19.057 | 0.242 | 70.58 | 10:26:12.893 |
| 12 - | 1:19.160 | 0.345 | 70.49 | 10:27:32.053 |
| 13 - | 1:19.402 | 0.587 | 70.27 | 10:28:51.455 |
| 14 - | 1:34.190 | 15.375 | 59.24 | 10:30:25.645 |

| P2 6 Mike THOMPSON | | | | |
|--------------------|---------------------|--------|--------------|---------------------|
| LAP | LAP TIME | DIFF | MPH | TIME OF DAY |
| 1 - | 1:21.191 | 2.301 | 68.72 | 10:13:07.624 |
| 2 - | 1:20.112 | 1.222 | 69.65 | 10:14:27.736 |
| 3 - | 1:19.350 | 0.460 | 70.32 | 10:15:47.086 |
| 4 - | 1:19.427 | 0.537 | 70.25 | 10:17:06.513 |
| 5 - | 1:18.890 (1) | | 70.73 | 10:18:25.403 |
| 6 - | 1:19.739 | 0.849 | 69.97 | 10:19:45.142 |
| 7 - | 1:19.326 | 0.436 | 70.34 | 10:21:04.468 |
| 8 - | 1:19.728 | 0.838 | 69.98 | 10:22:24.196 |
| 9 - | 1:21.409 P | 2.519 | 68.54 | 10:23:45.605 |
| 10 - | 2:01.381 | 42.491 | 45.97 | 10:25:46.986 |
| 11 - | 1:19.343 | 0.453 | 70.32 | 10:27:06.329 |
| 12 - | 1:19.227 (3) | 0.337 | 70.43 | 10:28:25.556 |
| 13 - | 1:19.479 | 0.589 | 70.20 | 10:29:45.035 |
| 14 - | 1:19.076 (2) | 0.186 | 70.56 | 10:31:04.111 |

| P3 90 Sarah THOMSON | | | | |
|---------------------|---------------------|-------|--------------|---------------------|
| LAP | LAP TIME | DIFF | MPH | TIME OF DAY |
| 1 - | 1:21.924 | 2.740 | 68.11 | 10:13:11.504 |
| 2 - | 1:20.609 | 1.425 | 69.22 | 10:14:32.113 |
| 3 - | 1:20.008 | 0.824 | 69.74 | 10:15:52.121 |
| 4 - | 1:20.223 | 1.039 | 69.55 | 10:17:12.344 |
| 5 - | 1:20.008 | 0.824 | 69.74 | 10:18:32.352 |
| 6 - | 1:20.008 | 0.824 | 69.74 | 10:19:52.360 |
| 7 - | 1:19.184 (1) | | 70.46 | 10:21:11.544 |
| 8 - | 1:19.357 (2) | 0.173 | 70.31 | 10:22:30.901 |
| 9 - | 1:19.430 (3) | 0.246 | 70.25 | 10:23:50.331 |
| 10 - | 1:20.937 | 1.753 | 68.94 | 10:25:11.268 |
| 11 - | 1:20.268 | 1.084 | 69.51 | 10:26:31.536 |
| 12 - | 1:20.230 | 1.046 | 69.55 | 10:27:51.766 |
| 13 - | 1:20.815 | 1.631 | 69.04 | 10:29:12.581 |
| 14 - | 1:20.166 | 0.982 | 69.60 | 10:30:32.747 |

| P4 81 Perry DARLING | | | | |
|---------------------|--------------|----------|-------|--------------|
| LAP | LAP TIME | DIFF | MPH | TIME OF DAY |
| 1 - | 1:51.790 | 32.532 | 49.91 | 10:12:15.943 |
| 2 - | 1:26.362 | 7.104 | 64.61 | 10:13:42.305 |
| 3 - | 1:22.913 | 3.655 | 67.29 | 10:15:05.218 |
| 4 - | 1:21.652 | 2.394 | 68.33 | 10:16:26.870 |
| 5 - | 1:21.569 | 2.311 | 68.40 | 10:17:48.439 |
| 6 - | 1:22.559 P | 3.301 | 67.58 | 10:19:10.998 |
| 7 - | 2:27.022 | 1:07.764 | 37.95 | 10:21:38.020 |
| 8 - | 1:20.607 | 1.349 | 69.22 | 10:22:58.627 |
| 9 - | 1:19.336 (2) | 0.078 | 70.33 | 10:24:17.963 |

DIFF = Difference To Personal Best Lap

| | | | | |
|-------------|---------------------|-------|--------------|---------------------|
| 10 - | 1:19.366 (3) | 0.108 | 70.30 | 10:25:37.329 |
| 11 - | 1:19.258 (1) | | 70.40 | 10:26:56.587 |
| 12 - | 1:21.142 | 1.884 | 68.76 | 10:28:17.729 |
| 13 - | 1:20.292 | 1.034 | 69.49 | 10:29:38.021 |
| 14 - | 1:19.423 | 0.165 | 70.25 | 10:30:57.444 |

| P5 46 Matt GOUGH | | | | |
|------------------|---------------------|----------|--------------|---------------------|
| LAP | LAP TIME | DIFF | MPH | TIME OF DAY |
| 1 - | 1:26.746 | 6.211 | 64.32 | 10:13:27.409 |
| 2 - | 1:23.058 | 2.523 | 67.18 | 10:14:50.467 |
| 3 - | 1:22.331 | 1.796 | 67.77 | 10:16:12.798 |
| 4 - | 1:22.043 | 1.508 | 68.01 | 10:17:34.841 |
| 5 - | 1:21.420 | 0.885 | 68.53 | 10:18:56.261 |
| 6 - | 1:21.261 (3) | 0.726 | 68.66 | 10:20:17.522 |
| 7 - | 1:23.566 P | 3.031 | 66.77 | 10:21:41.088 |
| 8 - | 2:31.751 | 1:11.216 | 36.77 | 10:24:12.839 |
| 9 - | 1:22.231 | 1.696 | 67.85 | 10:25:35.070 |
| 10 - | 1:23.078 | 2.543 | 67.16 | 10:26:58.148 |
| 11 - | 1:20.984 (2) | 0.449 | 68.90 | 10:28:19.132 |
| 12 - | 1:22.139 | 1.604 | 67.93 | 10:29:41.271 |
| 13 - | 1:20.535 (1) | | 69.28 | 10:31:01.806 |

| P6 20 Faye NOBLE-EVANS | | | | |
|------------------------|---------------------|-------|--------------|---------------------|
| LAP | LAP TIME | DIFF | MPH | TIME OF DAY |
| 1 - | 1:24.205 | 3.639 | 66.26 | 10:13:23.169 |
| 2 - | 1:21.241 | 0.675 | 68.68 | 10:14:44.410 |
| 3 - | 1:22.017 | 1.451 | 68.03 | 10:16:06.427 |
| 4 - | 1:21.747 | 1.181 | 68.25 | 10:17:28.174 |
| 5 - | 1:21.835 | 1.269 | 68.18 | 10:18:50.009 |
| 6 - | 1:21.458 | 0.892 | 68.50 | 10:20:11.467 |
| 7 - | 1:21.942 | 1.376 | 68.09 | 10:21:33.409 |
| 8 - | 1:21.990 | 1.424 | 68.05 | 10:22:55.399 |
| 9 - | 1:21.608 | 1.042 | 68.37 | 10:24:17.007 |
| 10 - | 1:22.458 | 1.892 | 67.67 | 10:25:39.465 |
| 11 - | 1:20.566 (1) | | 69.26 | 10:27:00.031 |
| 12 - | 1:21.120 (2) | 0.554 | 68.78 | 10:28:21.151 |
| 13 - | 1:21.184 (3) | 0.618 | 68.73 | 10:29:42.335 |
| 14 - | 1:21.307 | 0.741 | 68.62 | 10:31:03.642 |

| P7 38 Eric BRIDGES | | | | |
|--------------------|---------------------|-------|--------------|---------------------|
| LAP | LAP TIME | DIFF | MPH | TIME OF DAY |
| 1 - | 1:22.844 | 2.078 | 67.35 | 10:13:16.175 |
| 2 - | 1:21.453 | 0.687 | 68.50 | 10:14:37.628 |
| 3 - | 1:20.766 (1) | | 69.08 | 10:15:58.394 |
| 4 - | 1:21.267 (2) | 0.501 | 68.66 | 10:17:19.661 |
| 5 - | 1:21.574 | 0.808 | 68.40 | 10:18:41.235 |
| 6 - | 1:21.927 | 1.161 | 68.10 | 10:20:03.162 |
| 7 - | 1:21.305 (3) | 0.539 | 68.63 | 10:21:24.467 |
| 8 - | 1:23.997 | 3.231 | 66.43 | 10:22:48.464 |
| 9 - | 1:22.587 | 1.821 | 67.56 | 10:24:11.051 |
| 10 - | 1:21.949 | 1.183 | 68.09 | 10:25:33.000 |
| 11 - | 1:22.411 | 1.645 | 67.70 | 10:26:55.411 |
| 12 - | 1:21.727 | 0.961 | 68.27 | 10:28:17.138 |
| 13 - | 1:26.949 | 6.183 | 64.17 | 10:29:44.087 |
| 14 - | 1:22.522 | 1.756 | 67.61 | 10:31:06.609 |

| P8 33 Jessica WILKINSON | | | | |
|-------------------------|----------|--------|-------|--------------|
| LAP | LAP TIME | DIFF | MPH | TIME OF DAY |
| 1 - | 1:44.583 | 23.705 | 53.35 | 10:12:12.141 |
| 2 - | 1:24.592 | 3.714 | 65.96 | 10:13:36.733 |
| 3 - | 1:25.667 | 4.789 | 65.13 | 10:15:02.400 |
| 4 - | 1:23.645 | 2.767 | 66.71 | 10:16:26.045 |

Porsche Boxster Cup

QUALIFYING - RACE 5 - LAP ANALYSIS

DIFF = Difference To Personal Best Lap

| | | | | |
|------------|---------------------|-------|--------------|---------------------|
| 5 - | 1:24.172 | 3.294 | 66.29 | 10:17:50.217 |
| 6 - | 1:22.730 | 1.852 | 67.44 | 10:19:12.947 |
| 7 - | 1:21.492 (3) | 0.614 | 68.47 | 10:20:34.439 |
| 8 - | 1:20.878 (1) | | 68.99 | 10:21:55.317 |
| 9 - | 1:21.356 (2) | 0.478 | 68.58 | 10:23:16.673 |
| 10 - | 1:21.610 | 0.732 | 68.37 | 10:24:38.283 |
| 11 - | 1:21.801 | 0.923 | 68.21 | 10:26:00.084 |
| 12 - | 1:24.634 | 3.756 | 65.93 | 10:27:24.718 |
| 13 - | 1:26.725 P | 5.847 | 64.34 | 10:28:51.443 |

DIFF = Difference To Personal Best Lap

| | | | | |
|-------------|---------------------|-------|--------------|---------------------|
| 2 - | 1:29.798 | 4.444 | 62.13 | 10:13:55.846 |
| 3 - | 1:28.394 | 3.040 | 63.12 | 10:15:24.240 |
| 4 - | 1:28.829 | 3.475 | 62.81 | 10:16:53.069 |
| 5 - | 1:30.632 | 5.278 | 61.56 | 10:18:23.701 |
| 6 - | 1:30.144 | 4.790 | 61.90 | 10:19:53.845 |
| 7 - | 1:28.101 | 2.747 | 63.33 | 10:21:21.946 |
| 8 - | 1:29.567 | 4.213 | 62.30 | 10:22:51.513 |
| 9 - | 1:29.391 | 4.037 | 62.42 | 10:24:20.904 |
| 10 - | 1:28.469 | 3.115 | 63.07 | 10:25:49.373 |
| 11 - | 1:26.934 (3) | 1.580 | 64.18 | 10:27:16.307 |
| 12 - | 1:27.319 | 1.965 | 63.90 | 10:28:43.626 |
| 13 - | 1:25.669 (2) | 0.315 | 65.13 | 10:30:09.295 |
| 14 - | 1:25.354 (1) | | 65.37 | 10:31:34.649 |

P9 23 Zoe KYLE-HENNEY

| LAP | LAP TIME | DIFF | MPH | TIME OF DAY |
|------------|---------------------|--------|--------------|---------------------|
| 1 - | 1:45.393 | 24.327 | 52.94 | 10:12:11.087 |
| 2 - | 1:24.466 | 3.400 | 66.06 | 10:13:35.553 |
| 3 - | 1:23.130 | 2.064 | 67.12 | 10:14:58.683 |
| 4 - | 1:21.943 | 0.877 | 68.09 | 10:16:20.626 |
| 5 - | 1:21.540 | 0.474 | 68.43 | 10:17:42.166 |
| 6 - | 1:21.747 | 0.681 | 68.25 | 10:19:03.913 |
| 7 - | 1:21.619 | 0.553 | 68.36 | 10:20:25.532 |
| 8 - | 1:21.697 | 0.631 | 68.30 | 10:21:47.229 |
| 9 - | 1:21.066 (1) | | 68.83 | 10:23:08.295 |
| 10 - | 1:21.960 | 0.894 | 68.08 | 10:24:30.255 |
| 11 - | 1:28.509 | 7.443 | 63.04 | 10:25:58.764 |
| 12 - | 1:21.625 | 0.559 | 68.36 | 10:27:20.389 |
| 13 - | 1:22.116 | 1.050 | 67.95 | 10:28:42.505 |
| 14 - | 1:21.205 (2) | 0.139 | 68.71 | 10:30:03.710 |
| 15 - | 1:21.277 (3) | 0.211 | 68.65 | 10:31:24.987 |

P10 66 Vikram SUDERA

| LAP | LAP TIME | DIFF | MPH | TIME OF DAY |
|------------|---------------------|--------|--------------|---------------------|
| 1 - | 1:24.901 | 2.231 | 65.72 | 10:13:19.313 |
| 2 - | 1:22.670 (1) | | 67.49 | 10:14:41.983 |
| 3 - | 1:22.754 (3) | 0.084 | 67.42 | 10:16:04.737 |
| 4 - | 1:22.694 (2) | 0.024 | 67.47 | 10:17:27.431 |
| 5 - | 1:25.262 | 2.592 | 65.44 | 10:18:52.693 |
| 6 - | 1:23.701 | 1.031 | 66.66 | 10:20:16.394 |
| 7 - | 1:25.542 | 2.872 | 65.23 | 10:21:41.936 |
| 8 - | 1:23.816 | 1.146 | 66.57 | 10:23:05.752 |
| 9 - | 1:23.364 | 0.694 | 66.93 | 10:24:29.116 |
| 10 - | 1:23.760 | 1.090 | 66.61 | 10:25:52.876 |
| 11 - | 1:50.434 P | 27.764 | 50.52 | 10:27:43.310 |

P11 28 Phil GRAHAM

| LAP | LAP TIME | DIFF | MPH | TIME OF DAY |
|-------------|---------------------|--------|--------------|---------------------|
| 1 - | 1:47.648 | 24.838 | 51.83 | 10:12:08.773 |
| 2 - | 1:25.850 | 3.040 | 64.99 | 10:13:34.623 |
| 3 - | 1:23.372 | 0.562 | 66.92 | 10:14:57.995 |
| 4 - | 1:25.079 | 2.269 | 65.58 | 10:16:23.074 |
| 5 - | 1:23.295 | 0.485 | 66.99 | 10:17:46.369 |
| 6 - | 1:24.348 | 1.538 | 66.15 | 10:19:10.717 |
| 7 - | 1:24.468 | 1.658 | 66.06 | 10:20:35.185 |
| 8 - | 1:22.841 (2) | 0.031 | 67.35 | 10:21:58.026 |
| 9 - | 1:23.336 | 0.526 | 66.95 | 10:23:21.362 |
| 10 - | 1:24.190 | 1.380 | 66.27 | 10:24:45.552 |
| 11 - | 1:23.017 (3) | 0.207 | 67.21 | 10:26:08.569 |
| 12 - | 1:24.753 | 1.943 | 65.83 | 10:27:33.322 |
| 13 - | 1:23.254 | 0.444 | 67.02 | 10:28:56.576 |
| 14 - | 1:22.810 (1) | | 67.38 | 10:30:19.386 |

P12 24 Sarah WOOD

| LAP | LAP TIME | DIFF | MPH | TIME OF DAY |
|-----|----------|--------|-------|--------------|
| 1 - | 1:53.504 | 28.150 | 49.16 | 10:12:26.048 |

Porsche Boxster Cup

QUALIFYING - RACE 5 - STATISTICS

Competitors Started 12
Planned Start 2023-05-20 @ 10:20:00.000
Actual Start 2023-05-20 @ 10:10:14.181
Finish Time 2023-05-20 @ 10:30:18.031
Track Length 1.5500mi.
Total Laps 164
Total Distance Covered 254.2017mi.

Session Fastest Lap History

| NO | NAME | LAP TIME | TIME OF DAY | LAP | VEHICLE |
|----|-----------------|-----------------|--------------|-----|-------------------|
| 81 | Perry DARLING | 1:51.790 | 10:12:15.956 | 1 | Porsche Boxster S |
| 21 | Jonathan LOVELL | 1:19.711 | 10:13:03.211 | 1 | Porsche Boxster S |
| 21 | Jonathan LOVELL | 1:19.122 | 10:14:22.332 | 2 | Porsche Boxster S |
| 21 | Jonathan LOVELL | 1:18.890 | 10:15:41.223 | 3 | Porsche Boxster S |
| 21 | Jonathan LOVELL | 1:18.815 | 10:19:38.010 | 6 | Porsche Boxster S |

Flag History


| TYPE | TIME OF DAY |
|--------|--------------|
| GREEN | 10:10:14.181 |
| FINISH | 10:30:18.031 |

Flag Statistics

| TYPE | COUNT | TOTAL LAPS | TOTAL TIME |
|------------|-------|------------|------------|
| Green | 1 | 15 | 21:44.460 |
| Red | 0 | 0 | 0.000 |
| Safety Car | 0 | 0 | 0.000 |
| FCY | 0 | 0 | 0.000 |

Porsche Boxster Cup

RACE 5 - GRID (25 minutes)

| | | | | | | | | |
|--|----|----------|-----------------------------|----------|----------------------------|-------------------------|----------|---------------------------|
| ROW 6 | 12 | 1:25.354 | 24 Sarah WOOD | 11 | 1:22.810 | 28 Phil GRAHAM | | |
| ROW 5 | | | 10 | 1:22.670 | 66 Vikram SUDERA | 9 | 1:21.066 | 23 Zoe KYLE-HENNEY |
| ROW 4 | 8 | 1:20.878 | 33 Jessica WILKINSON | 7 | 1:20.766 | 38 Eric BRIDGES | | |
| ROW 3 | | | 6 | 1:20.566 | 20 Faye NOBLE-EVANS | 5 | 1:20.535 | 46 Matt GOUGH |
| ROW 2 | 4 | 1:19.258 | 81 Perry DARLING | 3 | 1:19.184 | 90 Sarah THOMSON | | |
| ROW 1 | | | 2 | 1:18.890 | 6 Mike THOMPSON | 1 | 1:18.815 | 21 Jonathan LOVELL |
| Pole | | | | | | | | |
|  | | | | | | | | |

Anglesey Coastal: 1.5500 miles

These results are provisional until the conclusion of any judicial and technical matters.

Clerk Of Course : Andy Stevens


Stewards :

Timekeeper : Nick Palmer

Porsche Boxster Cup

RACE 12 - GRID (25 minutes)

| | | | |
|-------|---|--|------------------------------------|
| ROW 6 | 11 | 81 Perry DARLING | |
| ROW 5 | 10 | 6 Mike THOMPSON | 9 24 Sarah WOOD 1:25.669 |
| ROW 4 | 8 28 Phil GRAHAM 1:22.841 | 7 66 Vikram SUDERA 1:22.694 | |
| ROW 3 | 6 33 Jessica WILKINSON 1:21.356 | 5 38 Eric BRIDGES 1:21.267 | |
| ROW 2 | 4 23 Zoe KYLE-HENNEY 1:21.205 | 3 20 Faye NOBLE-EVANS 1:21.120 | |
| ROW 1 | 2 90 Sarah THOMSON 1:19.357 | 1 21 Jonathan LOVELL 1:18.835 | Pole |



Car 46 - Withdrawn.

Anglesey Coastal: 1.5500 miles

These results are provisional until the conclusion of any judicial and technical matters.

Clerk Of Course : Andy Stevens

Stewards :

Timekeeper : Nick Palmer

Porsche Boxster Cup

RACE 5 - CLASSIFICATION - AMENDED

| POS | NO | NAME | ENTRY | LAPS | TIME | GAP | DIFF | MPH | BEST | ON |
|-----|----|-------------------|-------------------|------|-----------|----------|--------|-------|----------|----|
| 1 | 21 | Jonathan LOVELL | Porsche Boxster S | 17 | 25:55.369 | | | 60.98 | 1:19.862 | 12 |
| 2 | 66 | Vikram SUDERA | Porsche Boxster S | 17 | 26:11.886 | 16.517 | 16.517 | 60.34 | 1:21.620 | 13 |
| 3 | 33 | Jessica WILKINSON | Porsche Boxster S | 17 | 26:17.720 | 22.351 | 5.834 | 60.12 | 1:21.416 | 14 |
| 4 | 20 | Faye NOBLE-EVANS | Porsche Boxster S | 17 | 26:18.691 | 23.322 | 0.971 | 60.08 | 1:21.733 | 12 |
| 5 | 38 | Eric BRIDGES | Porsche Boxster S | 17 | 26:19.275 | 23.906 | 0.584 | 60.06 | 1:21.358 | 16 |
| 6 | 23 | Zoe KYLE-HENNEY | Porsche Boxster S | 17 | 26:29.326 | 33.957 | 10.051 | 59.68 | 1:22.452 | 17 |
| 7 | 24 | Sarah WOOD | Porsche Boxster S | 17 | 27:07.420 | 1:12.051 | 38.094 | 58.28 | 1:27.322 | 16 |

NOT CLASSIFIED

| | | | | | | | | | | |
|-----|----|---------------|-------------------|----|-----------|---------|--------|-------|----------|---|
| DNF | 90 | Sarah THOMSON | Porsche Boxster S | 10 | 18:37.584 | 7 Laps | 7 Laps | 49.92 | 1:21.035 | 4 |
| DNF | 28 | Phil GRAHAM | Porsche Boxster S | 4 | 5:53.129 | 13 Laps | 6 Laps | 63.20 | 1:25.354 | 3 |
| DNF | 46 | Matt GOUGH | Porsche Boxster S | 1 | 2:33.642 | 16 Laps | 3 Laps | 36.31 | | |
| DQ | 6 | Mike THOMPSON | Porsche Boxster S | | | | | | | |
| DQ | 81 | Perry DARLING | Porsche Boxster S | | | | | | | |

FASTEST LAP

| | | | | | | |
|----|-----------------|-------------------|----|----------|-----------|------------|
| 21 | Jonathan LOVELL | Porsche Boxster S | 12 | 1:19.862 | 69.87 mph | 112.44 kph |
|----|-----------------|-------------------|----|----------|-----------|------------|

Cars 6 & 81 disqualified from event for non-compliance - Championship Regulation 3.4 refers.

Weather / Track : Sunny / Dry

These results are provisional until the conclusion of any judicial and technical matters.

Race Distance: 17 Laps / 26.35 miles

Anglesey Coastal: 1.5500 miles

Date: 20/05/2023 Start: 15:30 Finish: 15:56

Clerk Of Course : Andy Stevens

Stewards :

Timekeeper : Nick Palmer

Porsche Boxster Cup

RACE 5 - CLASSIFICATION

| POS | NO | NAME | ENTRY | LAPS | TIME | GAP | DIFF | MPH | BEST | ON |
|-----|----|-------------------|-------------------|------|-----------|----------|--------|-------|----------|----|
| 1 | 21 | Jonathan LOVELL | Porsche Boxster S | 17 | 25:55.369 | | | 60.98 | 1:19.862 | 12 |
| 2 | 6 | Mike THOMPSON | Porsche Boxster S | 17 | 25:56.053 | 0.684 | 0.684 | 60.96 | 1:20.029 | 15 |
| 3 | 81 | Perry DARLING | Porsche Boxster S | 17 | 25:56.635 | 1.266 | 0.582 | 60.93 | 1:19.668 | 12 |
| 4 | 66 | Vikram SUDERA | Porsche Boxster S | 17 | 26:11.886 | 16.517 | 15.251 | 60.34 | 1:21.620 | 13 |
| 5 | 33 | Jessica WILKINSON | Porsche Boxster S | 17 | 26:17.720 | 22.351 | 5.834 | 60.12 | 1:21.416 | 14 |
| 6 | 20 | Faye NOBLE-EVANS | Porsche Boxster S | 17 | 26:18.691 | 23.322 | 0.971 | 60.08 | 1:21.733 | 12 |
| 7 | 38 | Eric BRIDGES | Porsche Boxster S | 17 | 26:19.275 | 23.906 | 0.584 | 60.06 | 1:21.358 | 16 |
| 8 | 23 | Zoe KYLE-HENNEY | Porsche Boxster S | 17 | 26:29.326 | 33.957 | 10.051 | 59.68 | 1:22.452 | 17 |
| 9 | 24 | Sarah WOOD | Porsche Boxster S | 17 | 27:07.420 | 1:12.051 | 38.094 | 58.28 | 1:27.322 | 16 |

NOT CLASSIFIED

| | | | | | | | | | | |
|-----|----|---------------|-------------------|----|-----------|---------|--------|-------|----------|---|
| DNF | 90 | Sarah THOMSON | Porsche Boxster S | 10 | 18:37.584 | 7 Laps | 7 Laps | 49.92 | 1:21.035 | 4 |
| DNF | 28 | Phil GRAHAM | Porsche Boxster S | 4 | 5:53.129 | 13 Laps | 6 Laps | 63.20 | 1:25.354 | 3 |
| DNF | 46 | Matt GOUGH | Porsche Boxster S | 1 | 2:33.642 | 16 Laps | 3 Laps | 36.31 | | |

FASTEST LAP

| | | | | | | |
|----|---------------|-------------------|----|----------|-----------|------------|
| 81 | Perry DARLING | Porsche Boxster S | 12 | 1:19.668 | 70.04 mph | 112.72 kph |
|----|---------------|-------------------|----|----------|-----------|------------|

Weather / Track : Sunny / Dry

These results are provisional until the conclusion of any judicial and technical matters.

Race Distance: 17 Laps / 26.35 miles

Anglesey Coastal: 1.5500 miles

Date: 20/05/2023 Start: 15:30 Finish: 15:56

| | | |
|--------------------------------|------------|--------------------------|
| Clerk Of Course : Andy Stevens | Stewards : | Timekeeper : Nick Palmer |
|--------------------------------|------------|--------------------------|

Porsche Boxster Cup

RACE 5 - LAP CHART

| LAP 1 @ 15:32:25.571 | | | LAP 2 @ 15:33:46.393 | | | LAP 3 @ 15:35:06.678 | | | LAP 4 @ 15:36:27.177 | | | LAP 5 @ 15:37:47.626 | | |
|----------------------|----------|------------|----------------------|--------|----------|----------------------|--------|----------|----------------------|--------|----------|----------------------|--------|----------|
| NO | BEHIND | LAP TIME | NO | BEHIND | LAP TIME | NO | BEHIND | LAP TIME | NO | BEHIND | LAP TIME | NO | BEHIND | LAP TIME |
| 6 | | 1:26.406 | 6 | | 1:20.822 | 6 | | 1:20.285 | 6 | | 1:20.499 | 6 | | 1:20.449 |
| 81 | 0.713 | 1:27.119 | 81 | 1.035 | 1:21.144 | 81 | 1.001 | 1:20.251 | 81 | 0.651 | 1:20.149 | 81 | 0.499 | 1:20.297 |
| 21 | 1.427 | 1:27.833 | 21 | 1.736 | 1:21.131 | 21 | 1.350 | 1:19.899 | 66 | 8.800 | 1:22.778 | 66 | 10.644 | 1:22.293 |
| 66 | 3.129 | 1:29.535 | 66 | 4.255 | 1:21.948 | 66 | 6.521 | 1:22.551 | 21 | 9.783 | 1:28.932 | 21 | 10.993 | 1:21.659 |
| 20 | 5.207 | 1:31.613 | 20 | 7.137 | 1:22.752 | 20 | 10.252 | 1:23.400 | 20 | 11.913 | 1:22.160 | 90 | 12.823 | 1:21.160 |
| 38 | 5.721 | 1:32.127 | 38 | 9.338 | 1:24.439 | 90 | 11.576 | 1:22.172 | 90 | 12.112 | 1:21.035 | 20 | 14.256 | 1:22.792 |
| 33 | 6.623 | 1:33.029 | 90 | 9.689 | 1:23.607 | 33 | 14.885 | 1:24.561 | 33 | 16.897 | 1:22.511 | 33 | 18.303 | 1:21.855 |
| 90 | 6.904 | 1:33.310 | 33 | 10.609 | 1:24.808 | 38 | 15.353 | 1:26.300 | 38 | 18.825 | 1:23.971 | 38 | 21.409 | 1:23.033 |
| 23 | 9.311 | 1:35.717 | 23 | 14.840 | 1:26.351 | 23 | 19.975 | 1:25.420 | 23 | 24.839 | 1:25.363 | 23 | 29.084 | 1:24.694 |
| 28 | 9.620 | 1:36.026 | 28 | 15.146 | 1:26.348 | 28 | 20.215 | 1:25.354 | 28 | 25.117 | 1:25.401 | 24 | 47.539 | 1:28.794 |
| 24 | 13.597 | 1:40.003 | 24 | 21.914 | 1:29.139 | 24 | 30.391 | 1:28.762 | 24 | 39.194 | 1:29.302 | | | |
| 46 | 1:07.236 | 2:33.642 P | | | | | | | | | | | | |

Porsche Boxster Cup

RACE 5 - LAP CHART

| LAP 6 @ 15:39:07.956 | | | LAP 7 @ 15:40:36.608 | | | LAP 8 @ 15:43:20.994 | | | LAP 9 @ 15:46:11.724 | | | LAP 10 @ 15:47:32.496 | | |
|----------------------|--------|----------|----------------------|--------|----------|----------------------|--------|----------|----------------------|--------|----------|-----------------------|--------|----------|
| NO | BEHIND | LAP TIME | NO | BEHIND | LAP TIME | NO | BEHIND | LAP TIME | NO | BEHIND | LAP TIME | NO | BEHIND | LAP TIME |
| 6 | | 1:20.330 | 6 | | 1:28.652 | 6 | | 2:44.386 | 6 | | 2:50.730 | 6 | | 1:20.772 |
| 81 | 0.588 | 1:20.419 | 81 | 1.242 | 1:29.306 | 81 | 1.310 | 2:44.454 | 81 | 1.362 | 2:50.782 | 21 | 1.132 | 1:20.262 |
| 21 | 12.272 | 1:21.609 | 21 | 6.010 | 1:22.390 | 21 | 2.952 | 2:41.328 | 21 | 1.642 | 2:49.420 | 81 | 1.827 | 1:21.237 |
| 66 | 13.677 | 1:23.363 | 66 | 7.757 | 1:22.732 | 66 | 4.338 | 2:40.967 | 66 | 1.990 | 2:48.382 | 66 | 3.619 | 1:22.401 |
| 90 | 14.078 | 1:21.585 | 90 | 7.946 | 1:22.520 | 90 | 5.631 | 2:42.071 | 90 | 2.578 | 2:47.677 | 20 | 6.203 | 1:23.160 |
| 20 | 16.798 | 1:22.872 | 20 | 12.297 | 1:24.151 | 20 | 6.734 | 2:38.823 | 20 | 3.815 | 2:47.811 | 33 | 6.648 | 1:22.916 |
| 33 | 20.247 | 1:22.274 | 33 | 14.529 | 1:22.934 | 33 | 7.851 | 2:37.708 | 33 | 4.504 | 2:47.383 | 38 | 10.153 | 1:25.784 |
| 38 | 23.723 | 1:22.644 | 38 | 19.115 | 1:24.044 | 38 | 9.226 | 2:34.497 | 38 | 5.141 | 2:46.645 | 23 | 12.831 | 1:26.860 |
| 23 | 33.303 | 1:24.549 | 23 | 30.211 | 1:25.560 | 23 | 10.516 | 2:24.691 | 23 | 6.743 | 2:46.957 | 24 | 17.868 | 1:30.594 |
| 24 | 55.615 | 1:28.406 | 24 | 56.519 | 1:29.556 | 24 | 12.489 | 2:00.356 | 24 | 8.046 | 2:46.287 | | | |

Porsche Boxster Cup

RACE 5 - LAP CHART

| LAP 11 @ 15:48:53.425 | | | LAP 12 @ 15:50:13.689 | | | LAP 13 @ 15:51:33.951 | | | LAP 14 @ 15:52:53.815 | | | LAP 15 @ 15:54:13.686 | | |
|-----------------------|--------|------------|-----------------------|--------|----------|-----------------------|--------|----------|-----------------------|--------|----------|-----------------------|--------|----------|
| NO | BEHIND | LAP TIME | NO | BEHIND | LAP TIME | NO | BEHIND | LAP TIME | NO | BEHIND | LAP TIME | NO | BEHIND | LAP TIME |
| 6 | | 1:20.929 | 21 | | 1:19.862 | 21 | | 1:20.262 | 21 | | 1:19.864 | 21 | | 1:19.871 |
| 21 | 0.402 | 1:20.199 | 6 | 0.540 | 1:20.804 | 6 | 0.616 | 1:20.338 | 6 | 1.017 | 1:20.265 | 6 | 1.175 | 1:20.029 |
| 81 | 1.854 | 1:20.956 | 81 | 1.258 | 1:19.668 | 81 | 1.137 | 1:20.141 | 81 | 1.489 | 1:20.216 | 81 | 1.519 | 1:19.901 |
| 66 | 4.996 | 1:22.306 | 66 | 6.556 | 1:21.824 | 66 | 7.914 | 1:21.620 | 66 | 10.593 | 1:22.543 | 66 | 12.578 | 1:21.856 |
| 20 | 7.679 | 1:22.405 | 20 | 9.148 | 1:21.733 | 20 | 13.843 | 1:24.957 | 33 | 15.546 | 1:21.416 | 33 | 17.284 | 1:21.609 |
| 33 | 8.514 | 1:22.795 | 33 | 10.661 | 1:22.411 | 33 | 13.994 | 1:23.595 | 20 | 17.234 | 1:23.255 | 20 | 19.668 | 1:22.305 |
| 38 | 12.203 | 1:22.979 | 38 | 14.484 | 1:22.545 | 38 | 17.016 | 1:22.794 | 38 | 19.715 | 1:22.563 | 38 | 21.712 | 1:21.868 |
| 23 | 16.596 | 1:24.694 | 23 | 20.268 | 1:23.936 | 23 | 23.080 | 1:23.074 | 23 | 26.776 | 1:23.560 | 23 | 29.368 | 1:22.463 |
| 24 | 24.959 | 1:28.020 | 24 | 32.600 | 1:27.905 | 24 | 40.004 | 1:27.666 | 24 | 48.048 | 1:27.908 | 24 | 56.009 | 1:27.832 |
| 90 | 1 Lap | 3:22.447 P | | | | | | | | | | | | |

Porsche Boxster Cup

RACE 5 - LAP CHART

| LAP 16 @ 15:55:33.847 | | | LAP 17 @ 15:56:54.534 | | |
|-----------------------|----------|----------|-----------------------|----------|----------|
| NO | BEHIND | LAP TIME | NO | BEHIND | LAP TIME |
| 21 | | 1:20.161 | 21 | | 1:20.687 |
| 6 | 1.102 | 1:20.088 | 6 | 0.684 | 1:20.269 |
| 81 | 1.579 | 1:20.221 | 81 | 1.266 | 1:20.374 |
| 66 | 14.417 | 1:22.000 | 66 | 16.517 | 1:22.787 |
| 33 | 20.619 | 1:23.496 | 33 | 22.351 | 1:22.419 |
| 20 | 22.004 | 1:22.497 | 20 | 23.322 | 1:22.005 |
| 38 | 22.909 | 1:21.358 | 38 | 23.906 | 1:21.684 |
| 23 | 32.192 | 1:22.985 | 23 | 33.957 | 1:22.452 |
| 24 | 1:03.170 | 1:27.322 | 24 | 1:12.051 | 1:29.568 |

Porsche Boxster Cup

RACE 5 - POSITION CHART

| No | Name | Lap | | | | | | | | | | | | | | | | | |
|----|-------------|-----|----|----|----|----|----|----|----|----|----|----|----|----|----|----|----|----|----|
| | | Pos | 1 | 2 | 3 | 4 | 5 | 6 | 7 | 8 | 9 | 10 | 11 | 12 | 13 | 14 | 15 | 16 | 17 |
| 21 | LOVELL | 1 | 6 | 6 | 6 | 6 | 6 | 6 | 6 | 6 | 6 | 6 | 6 | 21 | 21 | 21 | 21 | 21 | 21 |
| 6 | THOMPSON | 2 | 81 | 81 | 81 | 81 | 81 | 81 | 81 | 81 | 81 | 21 | 21 | 6 | 6 | 6 | 6 | 6 | 6 |
| 90 | THOMSON | 3 | 21 | 21 | 21 | 66 | 66 | 21 | 21 | 21 | 21 | 81 | 81 | 81 | 81 | 81 | 81 | 81 | 81 |
| 81 | DARLING | 4 | 66 | 66 | 66 | 21 | 21 | 66 | 66 | 66 | 66 | 66 | 66 | 66 | 66 | 66 | 66 | 66 | 66 |
| 46 | GOUGH | 5 | 20 | 20 | 20 | 20 | 90 | 90 | 90 | 90 | 20 | 20 | 20 | 20 | 33 | 33 | 33 | 33 | |
| 20 | NOBLE-EVANS | 6 | 38 | 38 | 90 | 90 | 20 | 20 | 20 | 20 | 33 | 33 | 33 | 33 | 20 | 20 | 20 | 20 | |
| 38 | BRIDGES | 7 | 33 | 90 | 33 | 33 | 33 | 33 | 33 | 33 | 38 | 38 | 38 | 38 | 38 | 38 | 38 | 38 | |
| 33 | WILKINSON | 8 | 90 | 33 | 38 | 38 | 38 | 38 | 38 | 38 | 23 | 23 | 23 | 23 | 23 | 23 | 23 | 23 | |
| 23 | KYLE-HENNEY | 9 | 23 | 23 | 23 | 23 | 23 | 23 | 23 | 23 | 24 | 24 | 24 | 24 | 24 | 24 | 24 | 24 | |
| 66 | SUDERA | 10 | 28 | 28 | 28 | 28 | 24 | 24 | 24 | 24 | 90 | | | | | | | | |
| 28 | GRAHAM | 11 | 24 | 24 | 24 | 24 | | | | | | | | | | | | | |
| 24 | WOOD | 12 | 46 | | | | | | | | | | | | | | | | |

Porsche Boxster Cup

RACE 5 - LAP ANALYSIS

DIFF = Difference To Personal Best Lap

| P1 21 Jonathan LOVELL | | | | |
|-----------------------|--------------|----------|-------|--------------|
| LAP | LAP TIME | DIFF | MPH | TIME OF DAY |
| 1 - | 1:27.833 | 7.971 | 63.52 | 15:32:26.998 |
| 2 - | 1:21.131 | 1.269 | 68.77 | 15:33:48.129 |
| 3 - | 1:19.899 | 0.037 | 69.83 | 15:35:08.028 |
| 4 - | 1:28.932 | 9.070 | 62.74 | 15:36:36.960 |
| 5 - | 1:21.659 | 1.797 | 68.33 | 15:37:58.619 |
| 6 - | 1:21.609 | 1.747 | 68.37 | 15:39:20.228 |
| 7 - | 1:22.390 | 2.528 | 67.72 | 15:40:42.618 |
| 8 - | 2:41.328 | 1:21.466 | 34.58 | 15:43:23.946 |
| 9 - | 2:49.420 | 1:29.558 | 32.93 | 15:46:13.366 |
| 10 - | 1:20.262 | 0.400 | 69.52 | 15:47:33.628 |
| 11 - | 1:20.199 | 0.337 | 69.57 | 15:48:53.827 |
| 12 - | 1:19.862 (1) | | 69.87 | 15:50:13.689 |
| 13 - | 1:20.262 | 0.400 | 69.52 | 15:51:33.951 |
| 14 - | 1:19.864 (2) | 0.002 | 69.86 | 15:52:53.815 |
| 15 - | 1:19.871 (3) | 0.009 | 69.86 | 15:54:13.686 |
| 16 - | 1:20.161 | 0.299 | 69.61 | 15:55:33.847 |
| 17 - | 1:20.687 | 0.825 | 69.15 | 15:56:54.534 |

| P2 6 Mike THOMPSON | | | | |
|--------------------|--------------|----------|-------|--------------|
| LAP | LAP TIME | DIFF | MPH | TIME OF DAY |
| 1 - | 1:26.406 | 6.377 | 64.57 | 15:32:25.571 |
| 2 - | 1:20.822 | 0.793 | 69.04 | 15:33:46.393 |
| 3 - | 1:20.285 | 0.256 | 69.50 | 15:35:06.678 |
| 4 - | 1:20.499 | 0.470 | 69.31 | 15:36:27.177 |
| 5 - | 1:20.449 | 0.420 | 69.36 | 15:37:47.626 |
| 6 - | 1:20.330 | 0.301 | 69.46 | 15:39:07.956 |
| 7 - | 1:28.652 | 8.623 | 62.94 | 15:40:36.608 |
| 8 - | 2:44.386 | 1:24.357 | 33.94 | 15:43:20.994 |
| 9 - | 2:50.730 | 1:30.701 | 32.68 | 15:46:11.724 |
| 10 - | 1:20.772 | 0.743 | 69.08 | 15:47:32.496 |
| 11 - | 1:20.929 | 0.900 | 68.94 | 15:48:53.425 |
| 12 - | 1:20.804 | 0.775 | 69.05 | 15:50:14.229 |
| 13 - | 1:20.338 | 0.309 | 69.45 | 15:51:34.567 |
| 14 - | 1:20.265 (3) | 0.236 | 69.52 | 15:52:54.832 |
| 15 - | 1:20.029 (1) | | 69.72 | 15:54:14.861 |
| 16 - | 1:20.088 (2) | 0.059 | 69.67 | 15:55:34.949 |
| 17 - | 1:20.269 | 0.240 | 69.51 | 15:56:55.218 |

| P3 81 Perry DARLING | | | | |
|---------------------|--------------|----------|-------|--------------|
| LAP | LAP TIME | DIFF | MPH | TIME OF DAY |
| 1 - | 1:27.119 | 7.451 | 64.05 | 15:32:26.284 |
| 2 - | 1:21.144 | 1.476 | 68.76 | 15:33:47.428 |
| 3 - | 1:20.251 | 0.583 | 69.53 | 15:35:07.679 |
| 4 - | 1:20.149 | 0.481 | 69.62 | 15:36:27.828 |
| 5 - | 1:20.297 | 0.629 | 69.49 | 15:37:48.125 |
| 6 - | 1:20.419 | 0.751 | 69.38 | 15:39:08.544 |
| 7 - | 1:29.306 | 9.638 | 62.48 | 15:40:37.850 |
| 8 - | 2:44.454 | 1:24.786 | 33.93 | 15:43:22.304 |
| 9 - | 2:50.782 | 1:31.114 | 32.67 | 15:46:13.086 |
| 10 - | 1:21.237 | 1.569 | 68.68 | 15:47:34.323 |
| 11 - | 1:20.956 | 1.288 | 68.92 | 15:48:55.279 |
| 12 - | 1:19.668 (1) | | 70.04 | 15:50:14.947 |
| 13 - | 1:20.141 (3) | 0.473 | 69.62 | 15:51:35.088 |
| 14 - | 1:20.216 | 0.548 | 69.56 | 15:52:55.304 |
| 15 - | 1:19.901 (2) | 0.233 | 69.83 | 15:54:15.205 |
| 16 - | 1:20.221 | 0.553 | 69.55 | 15:55:35.426 |
| 17 - | 1:20.374 | 0.706 | 69.42 | 15:56:55.800 |

DIFF = Difference To Personal Best Lap

| P4 66 Vikram SUDERA | | | | |
|---------------------|--------------|----------|-------|--------------|
| LAP | LAP TIME | DIFF | MPH | TIME OF DAY |
| 1 - | 1:29.535 | 7.915 | 62.32 | 15:32:28.700 |
| 2 - | 1:21.948 | 0.328 | 68.09 | 15:33:50.648 |
| 3 - | 1:22.551 | 0.931 | 67.59 | 15:35:13.199 |
| 4 - | 1:22.778 | 1.158 | 67.40 | 15:36:35.977 |
| 5 - | 1:22.293 | 0.673 | 67.80 | 15:37:58.270 |
| 6 - | 1:23.363 | 1.743 | 66.93 | 15:39:21.633 |
| 7 - | 1:22.732 | 1.112 | 67.44 | 15:40:44.365 |
| 8 - | 2:40.967 | 1:19.347 | 34.66 | 15:43:25.332 |
| 9 - | 2:48.382 | 1:26.762 | 33.13 | 15:46:13.714 |
| 10 - | 1:22.401 | 0.781 | 67.71 | 15:47:36.115 |
| 11 - | 1:22.306 | 0.686 | 67.79 | 15:48:58.421 |
| 12 - | 1:21.824 (2) | 0.204 | 68.19 | 15:50:20.245 |
| 13 - | 1:21.620 (1) | | 68.36 | 15:51:41.865 |
| 14 - | 1:22.543 | 0.923 | 67.60 | 15:53:04.408 |
| 15 - | 1:21.856 (3) | 0.236 | 68.16 | 15:54:26.264 |
| 16 - | 1:22.000 | 0.380 | 68.04 | 15:55:48.264 |
| 17 - | 1:22.787 | 1.167 | 67.40 | 15:57:11.051 |

| P5 33 Jessica WILKINSON | | | | |
|-------------------------|--------------|----------|-------|--------------|
| LAP | LAP TIME | DIFF | MPH | TIME OF DAY |
| 1 - | 1:33.029 | 11.613 | 59.98 | 15:32:32.194 |
| 2 - | 1:24.808 | 3.392 | 65.79 | 15:33:57.002 |
| 3 - | 1:24.561 | 3.145 | 65.98 | 15:35:21.563 |
| 4 - | 1:22.511 | 1.095 | 67.62 | 15:36:44.074 |
| 5 - | 1:21.855 (3) | 0.439 | 68.16 | 15:38:05.929 |
| 6 - | 1:22.274 | 0.858 | 67.82 | 15:39:28.203 |
| 7 - | 1:22.934 | 1.518 | 67.28 | 15:40:51.137 |
| 8 - | 2:37.708 | 1:16.292 | 35.38 | 15:43:28.845 |
| 9 - | 2:47.383 | 1:25.967 | 33.33 | 15:46:16.228 |
| 10 - | 1:22.916 | 1.500 | 67.29 | 15:47:39.144 |
| 11 - | 1:22.795 | 1.379 | 67.39 | 15:49:01.939 |
| 12 - | 1:22.411 | 0.995 | 67.70 | 15:50:24.350 |
| 13 - | 1:23.595 | 2.179 | 66.75 | 15:51:47.945 |
| 14 - | 1:21.416 (1) | | 68.53 | 15:53:09.361 |
| 15 - | 1:21.609 (2) | 0.193 | 68.37 | 15:54:30.970 |
| 16 - | 1:23.496 | 2.080 | 66.82 | 15:55:54.466 |
| 17 - | 1:22.419 | 1.003 | 67.70 | 15:57:16.885 |

| P6 20 Faye NOBLE-EVANS | | | | |
|------------------------|--------------|----------|-------|--------------|
| LAP | LAP TIME | DIFF | MPH | TIME OF DAY |
| 1 - | 1:31.613 | 9.880 | 60.90 | 15:32:30.778 |
| 2 - | 1:22.752 | 1.019 | 67.43 | 15:33:53.530 |
| 3 - | 1:23.400 | 1.667 | 66.90 | 15:35:16.930 |
| 4 - | 1:22.160 (3) | 0.427 | 67.91 | 15:36:39.090 |
| 5 - | 1:22.792 | 1.059 | 67.39 | 15:38:01.882 |
| 6 - | 1:22.872 | 1.139 | 67.33 | 15:39:24.754 |
| 7 - | 1:24.151 | 2.418 | 66.30 | 15:40:48.905 |
| 8 - | 2:38.823 | 1:17.090 | 35.13 | 15:43:27.728 |
| 9 - | 2:47.811 | 1:26.078 | 33.25 | 15:46:15.539 |
| 10 - | 1:23.160 | 1.427 | 67.10 | 15:47:38.699 |
| 11 - | 1:22.405 | 0.672 | 67.71 | 15:49:01.104 |
| 12 - | 1:21.733 (1) | | 68.27 | 15:50:22.837 |
| 13 - | 1:24.957 | 3.224 | 65.68 | 15:51:47.794 |
| 14 - | 1:23.255 | 1.522 | 67.02 | 15:53:11.049 |
| 15 - | 1:22.305 | 0.572 | 67.79 | 15:54:33.354 |
| 16 - | 1:22.497 | 0.764 | 67.63 | 15:55:55.851 |
| 17 - | 1:22.005 (2) | 0.272 | 68.04 | 15:57:17.856 |

Porsche Boxster Cup

RACE 5 - LAP ANALYSIS

DIFF = Difference To Personal Best Lap

| P7 38 Eric BRIDGES | | | | |
|--------------------|--------------|----------|-------|--------------|
| LAP | LAP TIME | DIFF | MPH | TIME OF DAY |
| 1 - | 1:32.127 | 10.769 | 60.56 | 15:32:31.292 |
| 2 - | 1:24.439 | 3.081 | 66.08 | 15:33:55.731 |
| 3 - | 1:26.300 | 4.942 | 64.65 | 15:35:22.031 |
| 4 - | 1:23.971 | 2.613 | 66.45 | 15:36:46.002 |
| 5 - | 1:23.033 | 1.675 | 67.20 | 15:38:09.035 |
| 6 - | 1:22.644 | 1.286 | 67.51 | 15:39:31.679 |
| 7 - | 1:24.044 | 2.686 | 66.39 | 15:40:55.723 |
| 8 - | 2:34.497 | 1:13.139 | 36.11 | 15:43:30.220 |
| 9 - | 2:46.645 | 1:25.287 | 33.48 | 15:46:16.865 |
| 10 - | 1:25.784 | 4.426 | 65.04 | 15:47:42.649 |
| 11 - | 1:22.979 | 1.621 | 67.24 | 15:49:05.628 |
| 12 - | 1:22.545 | 1.187 | 67.59 | 15:50:28.173 |
| 13 - | 1:22.794 | 1.436 | 67.39 | 15:51:50.967 |
| 14 - | 1:22.563 | 1.205 | 67.58 | 15:53:13.530 |
| 15 - | 1:21.868 (3) | 0.510 | 68.15 | 15:54:35.398 |
| 16 - | 1:21.358 (1) | | 68.58 | 15:55:56.756 |
| 17 - | 1:21.684 (2) | 0.326 | 68.31 | 15:57:18.440 |

| P8 23 Zoe KYLE-HENNEY | | | | |
|-----------------------|--------------|----------|-------|--------------|
| LAP | LAP TIME | DIFF | MPH | TIME OF DAY |
| 1 - | 1:35.717 | 13.265 | 58.29 | 15:32:34.882 |
| 2 - | 1:26.351 | 3.899 | 64.62 | 15:34:01.233 |
| 3 - | 1:25.420 | 2.968 | 65.32 | 15:35:26.653 |
| 4 - | 1:25.363 | 2.911 | 65.36 | 15:36:52.016 |
| 5 - | 1:24.694 | 2.242 | 65.88 | 15:38:16.710 |
| 6 - | 1:24.549 | 2.097 | 65.99 | 15:39:41.259 |
| 7 - | 1:25.560 | 3.108 | 65.21 | 15:41:06.819 |
| 8 - | 2:24.691 | 1:02.239 | 38.56 | 15:43:31.510 |
| 9 - | 2:46.957 | 1:24.505 | 33.42 | 15:46:18.467 |
| 10 - | 1:26.860 | 4.408 | 64.24 | 15:47:45.327 |
| 11 - | 1:24.694 | 2.242 | 65.88 | 15:49:10.021 |
| 12 - | 1:23.936 | 1.484 | 66.47 | 15:50:33.957 |
| 13 - | 1:23.074 | 0.622 | 67.16 | 15:51:57.031 |
| 14 - | 1:23.560 | 1.108 | 66.77 | 15:53:20.591 |
| 15 - | 1:22.463 (2) | 0.011 | 67.66 | 15:54:43.054 |
| 16 - | 1:22.985 (3) | 0.533 | 67.24 | 15:56:06.039 |
| 17 - | 1:22.452 (1) | | 67.67 | 15:57:28.491 |

| P9 24 Sarah WOOD | | | | |
|------------------|--------------|----------|-------|--------------|
| LAP | LAP TIME | DIFF | MPH | TIME OF DAY |
| 1 - | 1:40.003 | 12.681 | 55.79 | 15:32:39.168 |
| 2 - | 1:29.139 | 1.817 | 62.59 | 15:34:08.307 |
| 3 - | 1:28.762 | 1.440 | 62.86 | 15:35:37.069 |
| 4 - | 1:29.302 | 1.980 | 62.48 | 15:37:06.371 |
| 5 - | 1:28.794 | 1.472 | 62.84 | 15:38:35.165 |
| 6 - | 1:28.406 | 1.084 | 63.11 | 15:40:03.571 |
| 7 - | 1:29.556 | 2.234 | 62.30 | 15:41:33.127 |
| 8 - | 2:00.356 | 33.034 | 46.36 | 15:43:33.483 |
| 9 - | 2:46.287 | 1:18.965 | 33.55 | 15:46:19.770 |
| 10 - | 1:30.594 | 3.272 | 61.59 | 15:47:50.364 |
| 11 - | 1:28.020 | 0.698 | 63.39 | 15:49:18.384 |
| 12 - | 1:27.905 | 0.583 | 63.47 | 15:50:46.289 |
| 13 - | 1:27.666 (2) | 0.344 | 63.65 | 15:52:13.955 |
| 14 - | 1:27.908 | 0.586 | 63.47 | 15:53:41.863 |
| 15 - | 1:27.832 (3) | 0.510 | 63.53 | 15:55:09.695 |
| 16 - | 1:27.322 (1) | | 63.90 | 15:56:37.017 |
| 17 - | 1:29.568 | 2.246 | 62.29 | 15:58:06.585 |

DIFF = Difference To Personal Best Lap

| P10 90 Sarah THOMSON | | | | |
|----------------------|--------------|----------|-------|--------------|
| LAP | LAP TIME | DIFF | MPH | TIME OF DAY |
| 1 - | 1:33.310 | 12.275 | 59.80 | 15:32:32.475 |
| 2 - | 1:23.607 | 2.572 | 66.74 | 15:33:56.082 |
| 3 - | 1:22.172 | 1.137 | 67.90 | 15:35:18.254 |
| 4 - | 1:21.035 (1) | | 68.85 | 15:36:39.289 |
| 5 - | 1:21.160 (2) | 0.125 | 68.75 | 15:38:00.449 |
| 6 - | 1:21.585 (3) | 0.550 | 68.39 | 15:39:22.034 |
| 7 - | 1:22.520 | 1.485 | 67.62 | 15:40:44.554 |
| 8 - | 2:42.071 | 1:21.036 | 34.42 | 15:43:26.625 |
| 9 - | 2:47.677 | 1:26.642 | 33.27 | 15:46:14.302 |
| 10 - | 3:22.447 P | 2:01.412 | 27.56 | 15:49:36.749 |

| P11 28 Phil GRAHAM | | | | |
|--------------------|--------------|--------|-------|--------------|
| LAP | LAP TIME | DIFF | MPH | TIME OF DAY |
| 1 - | 1:36.026 | 10.672 | 58.10 | 15:32:35.191 |
| 2 - | 1:26.348 (3) | 0.994 | 64.62 | 15:34:01.539 |
| 3 - | 1:25.354 (1) | | 65.37 | 15:35:26.893 |
| 4 - | 1:25.401 (2) | 0.047 | 65.33 | 15:36:52.294 |

| P12 46 Matt GOUGH | | | | |
|-------------------|------------|------|-------|--------------|
| LAP | LAP TIME | DIFF | MPH | TIME OF DAY |
| 1 - | 2:33.642 P | | 36.31 | 15:33:32.807 |

Porsche Boxster Cup

RACE 5 - STATISTICS

Competitors Started 12
Planned Start 2023-05-20 @ 15:30:00.000
Actual Start 2023-05-20 @ 15:30:59.164
Finish Time 2023-05-20 @ 15:56:52.960
Track Length 1.5500mi.
Total Laps 168
Total Distance Covered 260.4017mi.

Session Fastest Lap History

| NO | NAME | LAP TIME | TIME OF DAY | LAP | VEHICLE |
|----|-----------------|----------|--------------|-----|-------------------|
| 6 | Mike THOMPSON | 1:26.406 | 15:32:25.605 | 1 | Porsche Boxster S |
| 6 | Mike THOMPSON | 1:20.822 | 15:33:46.427 | 2 | Porsche Boxster S |
| 6 | Mike THOMPSON | 1:20.285 | 15:35:06.710 | 3 | Porsche Boxster S |
| 81 | Perry DARLING | 1:20.251 | 15:35:07.691 | 3 | Porsche Boxster S |
| 21 | Jonathan LOVELL | 1:19.899 | 15:35:08.053 | 3 | Porsche Boxster S |
| 21 | Jonathan LOVELL | 1:19.862 | 15:50:13.715 | 12 | Porsche Boxster S |
| 81 | Perry DARLING | 1:19.668 | 15:50:14.959 | 12 | Porsche Boxster S |

Session Leader History

| NO | NAME | FROM LAP | LAPS LED | DISTANCE | VEHICLE |
|----|-----------------|----------|----------|-------------|-------------------|
| 6 | Mike THOMPSON | 1 | 11 | 17.05 miles | Porsche Boxster S |
| 21 | Jonathan LOVELL | 12 | 6 | 9.30 miles | Porsche Boxster S |

Flag History

| TYPE | TIME OF DAY |
|--------|--------------|
| GREEN | 15:30:59.164 |
| SAFETY | 15:39:54.596 |
| GREEN | 15:46:09.850 |
| FINISH | 15:56:52.960 |

Flag Statistics

| TYPE | COUNT | TOTAL LAPS | TOTAL TIME |
|------------|-------|------------|------------|
| Green | 2 | 15 | 21:17.497 |
| Red | 0 | 0 | 0.000 |
| Safety Car | 1 | 2 | 6:15.254 |
| FCY | 0 | 0 | 0.000 |

Porsche Boxster Cup

RACE 12 - CLASSIFICATION - AMENDED

| POS | NO | NAME | ENTRY | LAPS | TIME | GAP | DIFF | MPH | BEST | ON |
|----------------|----|-------------------|-------------------|------|-----------|---------|-----------|-------|------------|----|
| 1 | 21 | Jonathan LOVELL | Porsche Boxster S | 18 | 25:32.942 | | | 65.52 | 1:19.526 | 15 |
| 2 | 38 | Eric BRIDGES | Porsche Boxster S | 18 | 26:07.413 | 34.471 | 34.471 | 64.08 | 1:21.134 | 2 |
| 3 | 66 | Vikram SUDERA | Porsche Boxster S | 18 | 26:07.926 | 34.984 | 0.513 | 64.05 | 1:21.104 | 11 |
| 4 | 20 | Faye NOBLE-EVANS | Porsche Boxster S | 18 | 26:09.048 | 36.106 | 1.122 | 64.01 | 1:21.173 | 11 |
| 5 | 28 | Phil GRAHAM | Porsche Boxster S | 17 | 26:10.349 | 1 Lap | 1 Lap | 60.40 | 1:24.901 | 12 |
| NOT CLASSIFIED | | | | | | | | | | |
| DNF | 6 | Mike THOMPSON | Porsche Boxster S | 2 | 2:49.331 | 16 Laps | 15 Laps | 65.90 | 1:20.464 | 2 |
| DNF | 81 | Perry DARLING | Porsche Boxster S | 2 | 3:19.168 | 16 Laps | 29.837 | 56.03 | 1:32.346 | 1 |
| DNF | 33 | Jessica WILKINSON | Porsche Boxster S | 1 | 1:30.900 | 17 Laps | 1 Lap | 61.38 | 1:30.900 | 1 |
| DQ | 90 | Sarah THOMSON | Porsche Boxster S | | | | | | | |
| DQ | 23 | Zoe KYLE-HENNEY | Porsche Boxster S | | | | | | | |
| DQ | 24 | Sarah WOOD | Porsche Boxster S | | | | | | | |
| FASTEST LAP | | | | | | | | | | |
| | 21 | Jonathan LOVELL | Porsche Boxster S | 15 | 1:19.526 | | 70.16 mph | | 112.92 kph | |

Cars 23, 24 & 90 disqualified from results (Eligibility - Post Race Scrutineering).

Weather / Track : Bright / Dry

These results are provisional until the conclusion of any judicial and technical matters.

Race Distance: 18 Laps / 27.90 miles

Anglesey Coastal: 1.5500 miles

Date: 21/05/2023 Start: 12:36 Finish: 13:02

Clerk Of Course : Andy Stevens

Stewards :

Timekeeper : Nick Palmer

Porsche Boxster Cup

RACE 12 - CLASSIFICATION

| POS | NO | NAME | ENTRY | LAPS | TIME | GAP | DIFF | MPH | BEST | ON |
|-----|----|------------------|-------------------|------|-----------|--------|--------|-------|----------|----|
| 1 | 21 | Jonathan LOVELL | Porsche Boxster S | 18 | 25:32.942 | | | 65.52 | 1:19.526 | 15 |
| 2 | 90 | Sarah THOMSON | Porsche Boxster S | 18 | 25:40.009 | 7.067 | 7.067 | 65.22 | 1:19.570 | 12 |
| 3 | 38 | Eric BRIDGES | Porsche Boxster S | 18 | 26:07.413 | 34.471 | 27.404 | 64.08 | 1:21.134 | 2 |
| 4 | 66 | Vikram SUDERA | Porsche Boxster S | 18 | 26:07.926 | 34.984 | 0.513 | 64.05 | 1:21.104 | 11 |
| 5 | 23 | Zoe KYLE-HENNEY | Porsche Boxster S | 18 | 26:08.473 | 35.531 | 0.547 | 64.03 | 1:20.881 | 11 |
| 6 | 20 | Faye NOBLE-EVANS | Porsche Boxster S | 18 | 26:09.048 | 36.106 | 0.575 | 64.01 | 1:21.173 | 11 |
| 7 | 28 | Phil GRAHAM | Porsche Boxster S | 17 | 26:10.349 | 1 Lap | 1 Lap | 60.40 | 1:24.901 | 12 |
| 8 | 24 | Sarah WOOD | Porsche Boxster S | 17 | 26:11.682 | 1 Lap | 1.333 | 60.35 | 1:24.888 | 14 |

NOT CLASSIFIED

| | | | | | | | | | | |
|-----|----|-------------------|-------------------|---|----------|---------|---------|-------|----------|---|
| DNF | 6 | Mike THOMPSON | Porsche Boxster S | 2 | 2:49.331 | 16 Laps | 15 Laps | 65.90 | 1:20.464 | 2 |
| DNF | 81 | Perry DARLING | Porsche Boxster S | 2 | 3:19.168 | 16 Laps | 29.837 | 56.03 | 1:32.346 | 1 |
| DNF | 33 | Jessica WILKINSON | Porsche Boxster S | 1 | 1:30.900 | 17 Laps | 1 Lap | 61.38 | 1:30.900 | 1 |

FASTEST LAP

| | | | | | | |
|----|-----------------|-------------------|----|----------|-----------|------------|
| 21 | Jonathan LOVELL | Porsche Boxster S | 15 | 1:19.526 | 70.16 mph | 112.92 kph |
|----|-----------------|-------------------|----|----------|-----------|------------|

Weather / Track : Bright / Dry

These results are provisional until the conclusion of any judicial and technical matters.

Race Distance: 18 Laps / 27.90 miles

Anglesey Coastal: 1.5500 miles

Date: 21/05/2023 Start: 12:36 Finish: 13:02

| | | |
|--------------------------------|------------|--------------------------|
| Clerk Of Course : Andy Stevens | Stewards : | Timekeeper : Nick Palmer |
|--------------------------------|------------|--------------------------|

Porsche Boxster Cup

RACE 12 - LAP CHART

| LAP 1 @ 12:38:21.245 | | | LAP 2 @ 12:39:41.025 | | | LAP 3 @ 12:41:03.872 | | | LAP 4 @ 12:43:49.593 | | | LAP 5 @ 12:45:09.778 | | |
|----------------------|--------|----------|----------------------|--------|------------|----------------------|--------|----------|----------------------|--------|----------|----------------------|--------|----------|
| NO | BEHIND | LAP TIME | NO | BEHIND | LAP TIME | NO | BEHIND | LAP TIME | NO | BEHIND | LAP TIME | NO | BEHIND | LAP TIME |
| 21 | | 1:24.599 | 21 | | 1:19.780 | 21 | | 1:22.847 | 21 | | 2:45.721 | 21 | | 1:20.185 |
| 90 | 2.425 | 1:27.024 | 90 | 3.742 | 1:21.097 | 90 | 2.704 | 1:21.809 | 90 | 1.297 | 2:44.314 | 90 | 1.222 | 1:20.110 |
| 20 | 3.161 | 1:27.760 | 6 | 4.952 | 1:20.464 | 38 | 7.991 | 1:24.524 | 38 | 2.115 | 2:39.845 | 38 | 5.027 | 1:23.097 |
| 6 | 4.268 | 1:28.867 | 20 | 5.142 | 1:21.761 | 66 | 8.973 | 1:23.535 | 66 | 3.185 | 2:39.933 | 66 | 5.747 | 1:22.747 |
| 38 | 4.960 | 1:29.559 | 38 | 6.314 | 1:21.134 | 23 | 16.071 | 1:25.846 | 23 | 3.889 | 2:33.539 | 23 | 6.630 | 1:22.926 |
| 66 | 5.625 | 1:30.224 | 66 | 8.285 | 1:22.440 | 20 | 21.143 | 1:38.848 | 20 | 4.371 | 2:28.949 | 20 | 7.315 | 1:23.129 |
| 33 | 6.301 | 1:30.900 | 23 | 13.072 | 1:23.942 | 28 | 31.923 | 1:33.196 | 28 | 7.068 | 2:20.866 | 28 | 14.321 | 1:27.438 |
| 81 | 7.747 | 1:32.346 | 28 | 21.574 | 1:28.653 | 24 | 33.057 | 1:31.880 | 24 | 8.124 | 2:20.788 | 24 | 15.092 | 1:27.153 |
| 23 | 8.910 | 1:33.509 | 24 | 24.024 | 1:30.326 | | | | | | | | | |
| 28 | 12.701 | 1:37.300 | 81 | 34.789 | 1:46.822 P | | | | | | | | | |
| 24 | 13.478 | 1:38.077 | | | | | | | | | | | | |

Porsche Boxster Cup

RACE 12 - LAP CHART

| LAP 6 @ 12:46:29.614 | | | LAP 7 @ 12:47:49.639 | | | LAP 8 @ 12:49:09.850 | | | LAP 9 @ 12:50:29.953 | | | LAP 10 @ 12:51:50.603 | | |
|----------------------|--------|----------|----------------------|--------|----------|----------------------|--------|----------|----------------------|--------|----------|-----------------------|--------|----------|
| NO | BEHIND | LAP TIME | NO | BEHIND | LAP TIME | NO | BEHIND | LAP TIME | NO | BEHIND | LAP TIME | NO | BEHIND | LAP TIME |
| 21 | | 1:19.836 | 21 | | 1:20.025 | 21 | | 1:20.211 | 21 | | 1:20.103 | 21 | | 1:20.650 |
| 90 | 1.581 | 1:20.195 | 90 | 1.248 | 1:19.692 | 90 | 1.408 | 1:20.371 | 90 | 2.057 | 1:20.752 | 90 | 1.409 | 1:20.002 |
| 38 | 7.686 | 1:22.495 | 38 | 10.130 | 1:22.469 | 38 | 12.151 | 1:22.232 | 38 | 13.757 | 1:21.709 | 38 | 14.878 | 1:21.771 |
| 66 | 8.314 | 1:22.403 | 66 | 11.128 | 1:22.839 | 66 | 13.014 | 1:22.097 | 66 | 14.555 | 1:21.644 | 66 | 15.599 | 1:21.694 |
| 23 | 8.853 | 1:22.059 | 23 | 11.794 | 1:22.966 | 23 | 13.670 | 1:22.087 | 23 | 15.695 | 1:22.128 | 23 | 16.638 | 1:21.593 |
| 20 | 9.368 | 1:21.889 | 20 | 12.319 | 1:22.976 | 20 | 14.397 | 1:22.289 | 20 | 16.257 | 1:21.963 | 20 | 17.136 | 1:21.529 |
| 28 | 23.980 | 1:29.495 | 28 | 31.986 | 1:28.031 | 28 | 37.933 | 1:26.158 | 28 | 44.608 | 1:26.778 | 28 | 50.812 | 1:26.854 |
| 24 | 24.741 | 1:29.485 | 24 | 32.692 | 1:27.976 | 24 | 38.737 | 1:26.256 | 24 | 45.539 | 1:26.905 | 24 | 51.525 | 1:26.636 |

Porsche Boxster Cup

RACE 12 - LAP CHART

| LAP 11 @ 12:53:10.693 | | | LAP 12 @ 12:54:30.420 | | | LAP 13 @ 12:55:50.261 | | | LAP 14 @ 12:57:10.280 | | | LAP 15 @ 12:58:29.806 | | |
|-----------------------|--------|----------|-----------------------|----------|----------|-----------------------|----------|----------|-----------------------|----------|----------|-----------------------|--------|----------|
| NO | BEHIND | LAP TIME | NO | BEHIND | LAP TIME | NO | BEHIND | LAP TIME | NO | BEHIND | LAP TIME | NO | BEHIND | LAP TIME |
| 21 | | 1:20.090 | 21 | | 1:19.727 | 21 | | 1:19.841 | 21 | | 1:20.019 | 21 | | 1:19.526 |
| 90 | 1.195 | 1:19.876 | 90 | 1.038 | 1:19.570 | 90 | 0.847 | 1:19.650 | 90 | 0.612 | 1:19.784 | 90 | 0.807 | 1:19.721 |
| 38 | 15.989 | 1:21.201 | 38 | 18.303 | 1:22.041 | 38 | 20.657 | 1:22.195 | 38 | 23.238 | 1:22.600 | 28 | 1 Lap | 1:29.371 |
| 66 | 16.613 | 1:21.104 | 66 | 19.045 | 1:22.159 | 66 | 21.193 | 1:21.989 | 66 | 23.902 | 1:22.728 | 38 | 25.965 | 1:22.253 |
| 23 | 17.429 | 1:20.881 | 23 | 19.619 | 1:21.917 | 23 | 22.020 | 1:22.242 | 23 | 24.540 | 1:22.539 | 66 | 26.239 | 1:21.863 |
| 20 | 18.219 | 1:21.173 | 20 | 20.254 | 1:21.762 | 20 | 22.569 | 1:22.156 | 20 | 25.021 | 1:22.471 | 23 | 27.179 | 1:22.165 |
| 28 | 56.467 | 1:25.745 | 28 | 1:01.641 | 1:24.901 | 24 | 1:10.200 | 1:27.432 | 24 | 1:15.069 | 1:24.888 | 20 | 27.690 | 1:22.195 |
| 24 | 57.230 | 1:25.795 | 24 | 1:02.609 | 1:25.106 | 28 | 1:18.011 | 1:36.211 | | | | | | |

Porsche Boxster Cup

RACE 12 - LAP CHART

| LAP 16 @ 12:59:49.698 | | | LAP 17 @ 13:01:09.442 | | | LAP 18 @ 13:02:29.588 | | |
|-----------------------|--------|----------|-----------------------|--------|----------|-----------------------|--------|----------|
| NO | BEHIND | LAP TIME | NO | BEHIND | LAP TIME | NO | BEHIND | LAP TIME |
| 21 | | 1:19.892 | 21 | | 1:19.744 | 21 | | 1:20.146 |
| 90 | 0.646 | 1:19.731 | 90 | 0.617 | 1:19.715 | 90 | 7.067 | 1:26.596 |
| 28 | 1 Lap | 1:31.247 | 28 | 1 Lap | 1:29.193 | 38 | 34.471 | 1:23.493 |
| 24 | 1 Lap | 1:47.990 | 24 | 1 Lap | 1:25.513 | 66 | 34.984 | 1:23.334 |
| 38 | 28.500 | 1:22.427 | 38 | 31.124 | 1:22.368 | 23 | 35.531 | 1:23.103 |
| 66 | 29.404 | 1:23.057 | 66 | 31.796 | 1:22.136 | 20 | 36.106 | 1:23.253 |
| 23 | 30.162 | 1:22.875 | 23 | 32.574 | 1:22.156 | 28 | 1 Lap | 1:28.912 |
| 20 | 30.529 | 1:22.731 | 20 | 32.999 | 1:22.214 | 24 | 1 Lap | 1:29.476 |

Porsche Boxster Cup

RACE 12 - POSITION CHART

| No | Name | Lap Pos | | | | | | | | | | | | | | | | | | |
|----|-------------|------------|----|----|----|----|----|----|----|----|----|----|----|----|----|----|----|----|----|----|
| | | | 1 | 2 | 3 | 4 | 5 | 6 | 7 | 8 | 9 | 10 | 11 | 12 | 13 | 14 | 15 | 16 | 17 | 18 |
| 21 | LOVELL | 1 | 21 | 21 | 21 | 21 | 21 | 21 | 21 | 21 | 21 | 21 | 21 | 21 | 21 | 21 | 21 | 21 | 21 | 21 |
| 90 | THOMSON | 2 | 90 | 90 | 90 | 90 | 90 | 90 | 90 | 90 | 90 | 90 | 90 | 90 | 90 | 90 | 90 | 90 | 90 | 90 |
| 20 | NOBLE-EVANS | 3 | 20 | 6 | 38 | 38 | 38 | 38 | 38 | 38 | 38 | 38 | 38 | 38 | 38 | 38 | 38 | 38 | 38 | 38 |
| 23 | KYLE-HENNEY | 4 | 6 | 20 | 66 | 66 | 66 | 66 | 66 | 66 | 66 | 66 | 66 | 66 | 66 | 66 | 66 | 66 | 66 | 66 |
| 38 | BRIDGES | 5 | 38 | 38 | 23 | 23 | 23 | 23 | 23 | 23 | 23 | 23 | 23 | 23 | 23 | 23 | 23 | 23 | 23 | 23 |
| 33 | WILKINSON | 6 | 66 | 66 | 20 | 20 | 20 | 20 | 20 | 20 | 20 | 20 | 20 | 20 | 20 | 20 | 20 | 20 | 20 | 20 |
| 66 | SUDERA | 7 | 33 | 23 | 28 | 28 | 28 | 28 | 28 | 28 | 28 | 28 | 28 | 28 | 24 | 24 | 28 | 28 | 28 | 28 |
| 28 | GRAHAM | 8 | 81 | 28 | 24 | 24 | 24 | 24 | 24 | 24 | 24 | 24 | 24 | 24 | 28 | 28 | 24 | 24 | 24 | 24 |
| 24 | WOOD | 9 | 23 | 24 | | | | | | | | | | | | | | | | |
| 6 | THOMPSON | 10 | 28 | 81 | | | | | | | | | | | | | | | | |
| 81 | DARLING | 11 | 24 | | | | | | | | | | | | | | | | | |

Porsche Boxster Cup

RACE 12 - LAP ANALYSIS

DIFF = Difference To Personal Best Lap

| P1 21 Jonathan LOVELL | | | | |
|-----------------------|---------------------|----------|--------------|---------------------|
| LAP | LAP TIME | DIFF | MPH | TIME OF DAY |
| 1 - | 1:24.599 | 5.073 | 65.95 | 12:38:21.245 |
| 2 - | 1:19.780 | 0.254 | 69.94 | 12:39:41.025 |
| 3 - | 1:22.847 | 3.321 | 67.35 | 12:41:03.872 |
| 4 - | 2:45.721 | 1:26.195 | 33.67 | 12:43:49.593 |
| 5 - | 1:20.185 | 0.659 | 69.58 | 12:45:09.778 |
| 6 - | 1:19.836 | 0.310 | 69.89 | 12:46:29.614 |
| 7 - | 1:20.025 | 0.499 | 69.72 | 12:47:49.639 |
| 8 - | 1:20.211 | 0.685 | 69.56 | 12:49:09.850 |
| 9 - | 1:20.103 | 0.577 | 69.66 | 12:50:29.953 |
| 10 - | 1:20.650 | 1.124 | 69.18 | 12:51:50.603 |
| 11 - | 1:20.090 | 0.564 | 69.67 | 12:53:10.693 |
| 12 - | 1:19.727 (2) | 0.201 | 69.98 | 12:54:30.420 |
| 13 - | 1:19.841 | 0.315 | 69.88 | 12:55:50.261 |
| 14 - | 1:20.019 | 0.493 | 69.73 | 12:57:10.280 |
| 15 - | 1:19.526 (1) | | 70.16 | 12:58:29.806 |
| 16 - | 1:19.892 | 0.366 | 69.84 | 12:59:49.698 |
| 17 - | 1:19.744 (3) | 0.218 | 69.97 | 13:01:09.442 |
| 18 - | 1:20.146 | 0.620 | 69.62 | 13:02:29.588 |

| P2 90 Sarah THOMSON | | | | |
|---------------------|---------------------|----------|--------------|---------------------|
| LAP | LAP TIME | DIFF | MPH | TIME OF DAY |
| 1 - | 1:27.024 | 7.454 | 64.12 | 12:38:23.670 |
| 2 - | 1:21.097 | 1.527 | 68.80 | 12:39:44.767 |
| 3 - | 1:21.809 | 2.239 | 68.20 | 12:41:06.576 |
| 4 - | 2:44.314 | 1:24.744 | 33.95 | 12:43:50.890 |
| 5 - | 1:20.110 | 0.540 | 69.65 | 12:45:11.000 |
| 6 - | 1:20.195 | 0.625 | 69.58 | 12:46:31.195 |
| 7 - | 1:19.692 (3) | 0.122 | 70.02 | 12:47:50.887 |
| 8 - | 1:20.371 | 0.801 | 69.42 | 12:49:11.258 |
| 9 - | 1:20.752 | 1.182 | 69.10 | 12:50:32.010 |
| 10 - | 1:20.002 | 0.432 | 69.74 | 12:51:52.012 |
| 11 - | 1:19.876 | 0.306 | 69.85 | 12:53:11.888 |
| 12 - | 1:19.570 (1) | | 70.12 | 12:54:31.458 |
| 13 - | 1:19.650 (2) | 0.080 | 70.05 | 12:55:51.108 |
| 14 - | 1:19.784 | 0.214 | 69.93 | 12:57:10.892 |
| 15 - | 1:19.721 | 0.151 | 69.99 | 12:58:30.613 |
| 16 - | 1:19.731 | 0.161 | 69.98 | 12:59:50.344 |
| 17 - | 1:19.715 | 0.145 | 69.99 | 13:01:10.059 |
| 18 - | 1:26.596 | 7.026 | 64.43 | 13:02:36.655 |

| P3 38 Eric BRIDGES | | | | |
|--------------------|---------------------|----------|--------------|---------------------|
| LAP | LAP TIME | DIFF | MPH | TIME OF DAY |
| 1 - | 1:29.559 | 8.425 | 62.30 | 12:38:26.205 |
| 2 - | 1:21.134 (1) | | 68.77 | 12:39:47.339 |
| 3 - | 1:24.524 | 3.390 | 66.01 | 12:41:11.863 |
| 4 - | 2:39.845 | 1:18.711 | 34.90 | 12:43:51.708 |
| 5 - | 1:23.097 | 1.963 | 67.15 | 12:45:14.805 |
| 6 - | 1:22.495 | 1.361 | 67.64 | 12:46:37.300 |
| 7 - | 1:22.469 | 1.335 | 67.66 | 12:47:59.769 |
| 8 - | 1:22.232 | 1.098 | 67.85 | 12:49:22.001 |
| 9 - | 1:21.709 (3) | 0.575 | 68.29 | 12:50:43.710 |
| 10 - | 1:21.771 | 0.637 | 68.23 | 12:52:05.481 |
| 11 - | 1:21.201 (2) | 0.067 | 68.71 | 12:53:26.682 |
| 12 - | 1:22.041 | 0.907 | 68.01 | 12:54:48.723 |
| 13 - | 1:22.195 | 1.061 | 67.88 | 12:56:10.918 |
| 14 - | 1:22.600 | 1.466 | 67.55 | 12:57:33.518 |
| 15 - | 1:22.253 | 1.119 | 67.83 | 12:58:55.771 |
| 16 - | 1:22.427 | 1.293 | 67.69 | 13:00:18.198 |
| 17 - | 1:22.368 | 1.234 | 67.74 | 13:01:40.566 |
| 18 - | 1:23.493 | 2.359 | 66.83 | 13:03:04.059 |

DIFF = Difference To Personal Best Lap

| P4 66 Vikram SUDERA | | | | |
|---------------------|---------------------|----------|--------------|---------------------|
| LAP | LAP TIME | DIFF | MPH | TIME OF DAY |
| 1 - | 1:30.224 | 9.120 | 61.84 | 12:38:26.870 |
| 2 - | 1:22.440 | 1.336 | 67.68 | 12:39:49.310 |
| 3 - | 1:23.535 | 2.431 | 66.79 | 12:41:12.845 |
| 4 - | 2:39.933 | 1:18.829 | 34.88 | 12:43:52.778 |
| 5 - | 1:22.747 | 1.643 | 67.43 | 12:45:15.525 |
| 6 - | 1:22.403 | 1.299 | 67.71 | 12:46:37.928 |
| 7 - | 1:22.839 | 1.735 | 67.36 | 12:48:00.767 |
| 8 - | 1:22.097 | 0.993 | 67.96 | 12:49:22.864 |
| 9 - | 1:21.644 (2) | 0.540 | 68.34 | 12:50:44.508 |
| 10 - | 1:21.694 (3) | 0.590 | 68.30 | 12:52:06.202 |
| 11 - | 1:21.104 (1) | | 68.80 | 12:53:27.306 |
| 12 - | 1:22.159 | 1.055 | 67.91 | 12:54:49.465 |
| 13 - | 1:21.989 | 0.885 | 68.05 | 12:56:11.454 |
| 14 - | 1:22.728 | 1.624 | 67.45 | 12:57:34.182 |
| 15 - | 1:21.863 | 0.759 | 68.16 | 12:58:56.045 |
| 16 - | 1:23.057 | 1.953 | 67.18 | 13:00:19.102 |
| 17 - | 1:22.136 | 1.032 | 67.93 | 13:01:41.238 |
| 18 - | 1:23.334 | 2.230 | 66.95 | 13:03:04.572 |

| P5 23 Zoe KYLE-HENNEY | | | | |
|-----------------------|---------------------|----------|--------------|---------------------|
| LAP | LAP TIME | DIFF | MPH | TIME OF DAY |
| 1 - | 1:33.509 | 12.628 | 59.67 | 12:38:30.155 |
| 2 - | 1:23.942 | 3.061 | 66.47 | 12:39:54.097 |
| 3 - | 1:25.846 | 4.965 | 65.00 | 12:41:19.943 |
| 4 - | 2:33.539 | 1:12.658 | 36.34 | 12:43:53.482 |
| 5 - | 1:22.926 | 2.045 | 67.28 | 12:45:16.408 |
| 6 - | 1:22.059 | 1.178 | 68.00 | 12:46:38.467 |
| 7 - | 1:22.966 | 2.085 | 67.25 | 12:48:01.433 |
| 8 - | 1:22.087 | 1.206 | 67.97 | 12:49:23.520 |
| 9 - | 1:22.128 | 1.247 | 67.94 | 12:50:45.648 |
| 10 - | 1:21.593 (2) | 0.712 | 68.38 | 12:52:07.241 |
| 11 - | 1:20.881 (1) | | 68.99 | 12:53:28.122 |
| 12 - | 1:21.917 (3) | 1.036 | 68.11 | 12:54:50.039 |
| 13 - | 1:22.242 | 1.361 | 67.84 | 12:56:12.281 |
| 14 - | 1:22.539 | 1.658 | 67.60 | 12:57:34.820 |
| 15 - | 1:22.165 | 1.284 | 67.91 | 12:58:56.985 |
| 16 - | 1:22.875 | 1.994 | 67.33 | 13:00:19.860 |
| 17 - | 1:22.156 | 1.275 | 67.92 | 13:01:42.016 |
| 18 - | 1:23.103 | 2.222 | 67.14 | 13:03:05.119 |

| P6 20 Faye NOBLE-EVANS | | | | |
|------------------------|---------------------|----------|--------------|---------------------|
| LAP | LAP TIME | DIFF | MPH | TIME OF DAY |
| 1 - | 1:27.760 | 6.587 | 63.58 | 12:38:24.406 |
| 2 - | 1:21.761 (3) | 0.588 | 68.24 | 12:39:46.167 |
| 3 - | 1:38.848 | 17.675 | 56.45 | 12:41:25.015 |
| 4 - | 2:28.949 | 1:07.776 | 37.46 | 12:43:53.964 |
| 5 - | 1:23.129 | 1.956 | 67.12 | 12:45:17.093 |
| 6 - | 1:21.889 | 0.716 | 68.14 | 12:46:38.982 |
| 7 - | 1:22.976 | 1.803 | 67.24 | 12:48:01.958 |
| 8 - | 1:22.289 | 1.116 | 67.81 | 12:49:24.247 |
| 9 - | 1:21.963 | 0.790 | 68.07 | 12:50:46.210 |
| 10 - | 1:21.529 (2) | 0.356 | 68.44 | 12:52:07.739 |
| 11 - | 1:21.173 (1) | | 68.74 | 12:53:28.912 |
| 12 - | 1:21.762 | 0.589 | 68.24 | 12:54:50.674 |
| 13 - | 1:22.156 | 0.983 | 67.92 | 12:56:12.830 |
| 14 - | 1:22.471 | 1.298 | 67.66 | 12:57:35.301 |
| 15 - | 1:22.195 | 1.022 | 67.88 | 12:58:57.496 |
| 16 - | 1:22.731 | 1.558 | 67.44 | 13:00:20.227 |
| 17 - | 1:22.214 | 1.041 | 67.87 | 13:01:42.441 |
| 18 - | 1:23.253 | 2.080 | 67.02 | 13:03:05.694 |

Porsche Boxster Cup

RACE 12 - LAP ANALYSIS

DIFF = Difference To Personal Best Lap

| P7 28 Phil GRAHAM | | | | |
|--------------------------|---------------------|--------|--------------|---------------------|
| LAP | LAP TIME | DIFF | MPH | TIME OF DAY |
| 1 - | 1:37.300 | 12.399 | 57.34 | 12:38:33.946 |
| 2 - | 1:28.653 | 3.752 | 62.94 | 12:40:02.599 |
| 3 - | 1:33.196 | 8.295 | 59.87 | 12:41:35.795 |
| 4 - | 2:20.866 | 55.965 | 39.61 | 12:43:56.661 |
| 5 - | 1:27.438 | 2.537 | 63.81 | 12:45:24.099 |
| 6 - | 1:29.495 | 4.594 | 62.35 | 12:46:53.594 |
| 7 - | 1:28.031 | 3.130 | 63.38 | 12:48:21.625 |
| 8 - | 1:26.158 (3) | 1.257 | 64.76 | 12:49:47.783 |
| 9 - | 1:26.778 | 1.877 | 64.30 | 12:51:14.561 |
| 10 - | 1:26.854 | 1.953 | 64.24 | 12:52:41.415 |
| 11 - | 1:25.745 (2) | 0.844 | 65.07 | 12:54:07.160 |
| 12 - | 1:24.901 (1) | | 65.72 | 12:55:32.061 |
| 13 - | 1:36.211 | 11.310 | 57.99 | 12:57:08.272 |
| 14 - | 1:29.371 | 4.470 | 62.43 | 12:58:37.643 |
| 15 - | 1:31.247 | 6.346 | 61.15 | 13:00:08.890 |
| 16 - | 1:29.193 | 4.292 | 62.56 | 13:01:38.083 |
| 17 - | 1:28.912 | 4.011 | 62.75 | 13:03:06.995 |

| P8 24 Sarah WOOD | | | | |
|-------------------------|---------------------|--------|--------------|---------------------|
| LAP | LAP TIME | DIFF | MPH | TIME OF DAY |
| 1 - | 1:38.077 | 13.189 | 56.89 | 12:38:34.723 |
| 2 - | 1:30.326 | 5.438 | 61.77 | 12:40:05.049 |
| 3 - | 1:31.880 | 6.992 | 60.73 | 12:41:36.929 |
| 4 - | 2:20.788 | 55.900 | 39.63 | 12:43:57.717 |
| 5 - | 1:27.153 | 2.265 | 64.02 | 12:45:24.870 |
| 6 - | 1:29.485 | 4.597 | 62.35 | 12:46:54.355 |
| 7 - | 1:27.976 | 3.088 | 63.42 | 12:48:22.331 |
| 8 - | 1:26.256 | 1.368 | 64.69 | 12:49:48.587 |
| 9 - | 1:26.905 | 2.017 | 64.20 | 12:51:15.492 |
| 10 - | 1:26.636 | 1.748 | 64.40 | 12:52:42.128 |
| 11 - | 1:25.795 | 0.907 | 65.03 | 12:54:07.923 |
| 12 - | 1:25.106 (2) | 0.218 | 65.56 | 12:55:33.029 |
| 13 - | 1:27.432 | 2.544 | 63.82 | 12:57:00.461 |
| 14 - | 1:24.888 (1) | | 65.73 | 12:58:25.349 |
| 15 - | 1:47.990 | 23.102 | 51.67 | 13:00:13.339 |
| 16 - | 1:25.513 (3) | 0.625 | 65.25 | 13:01:38.852 |
| 17 - | 1:29.476 | 4.588 | 62.36 | 13:03:08.328 |

| P9 6 Mike THOMPSON | | | | |
|---------------------------|---------------------|-------|--------------|---------------------|
| LAP | LAP TIME | DIFF | MPH | TIME OF DAY |
| 1 - | 1:28.867 (2) | 8.403 | 62.79 | 12:38:25.513 |
| 2 - | 1:20.464 (1) | | 69.34 | 12:39:45.977 |

| P10 81 Perry DARLING | | | | |
|-----------------------------|---------------------|--------|--------------|---------------------|
| LAP | LAP TIME | DIFF | MPH | TIME OF DAY |
| 1 - | 1:32.346 (1) | | 60.42 | 12:38:28.992 |
| 2 - | 1:46.822 P | 14.475 | 52.23 | 12:40:15.814 |

| P11 33 Jessica WILKINSON | | | | |
|---------------------------------|---------------------|------|--------------|---------------------|
| LAP | LAP TIME | DIFF | MPH | TIME OF DAY |
| 1 - | 1:30.900 (1) | | 61.38 | 12:38:27.546 |

Porsche Boxster Cup

RACE 12 - STATISTICS

Competitors Started 11
Planned Start 2023-05-21 @ 12:40:00.000
Actual Start 2023-05-21 @ 12:36:56.645
Finish Time 2023-05-21 @ 13:02:28.300
Track Length 1.5500mi.
Total Laps 147
Total Distance Covered 227.8515mi.

Session Fastest Lap History

| NO | NAME | LAP TIME | TIME OF DAY | LAP | VEHICLE |
|----|-----------------|-----------------|--------------|-----|-------------------|
| 21 | Jonathan LOVELL | 1:24.599 | 12:38:21.270 | 1 | Porsche Boxster S |
| 21 | Jonathan LOVELL | 1:19.780 | 12:39:41.049 | 2 | Porsche Boxster S |
| 90 | Sarah THOMSON | 1:19.692 | 12:47:50.953 | 7 | Porsche Boxster S |
| 90 | Sarah THOMSON | 1:19.570 | 12:54:31.524 | 12 | Porsche Boxster S |
| 21 | Jonathan LOVELL | 1:19.526 | 12:58:29.830 | 15 | Porsche Boxster S |

Session Leader History

| NO | NAME | FROM LAP | LAPS LED | DISTANCE | VEHICLE |
|----|-----------------|----------|----------|-------------|-------------------|
| 21 | Jonathan LOVELL | 1 | 18 | 27.90 miles | Porsche Boxster S |

Flag History

| TYPE | TIME OF DAY |
|--------|--------------|
| GREEN | 12:36:56.645 |
| SAFETY | 12:40:12.264 |
| GREEN | 12:43:49.571 |
| FINISH | 13:02:28.300 |

Flag Statistics

| TYPE | COUNT | TOTAL LAPS | TOTAL TIME |
|------------|-------|------------|------------|
| Green | 2 | 17 | 23:02.226 |
| Red | 0 | 0 | 0.000 |
| Safety Car | 1 | 1 | 3:37.306 |
| FCY | 0 | 0 | 0.000 |