



Porsche Club

Motorsport



BOXSTER CUP



Oulton Park

July 1st

Results

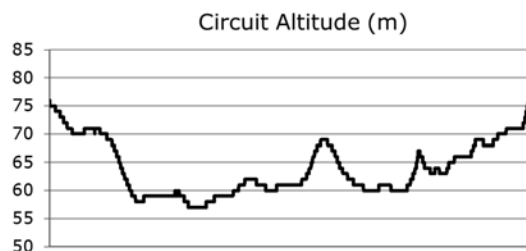
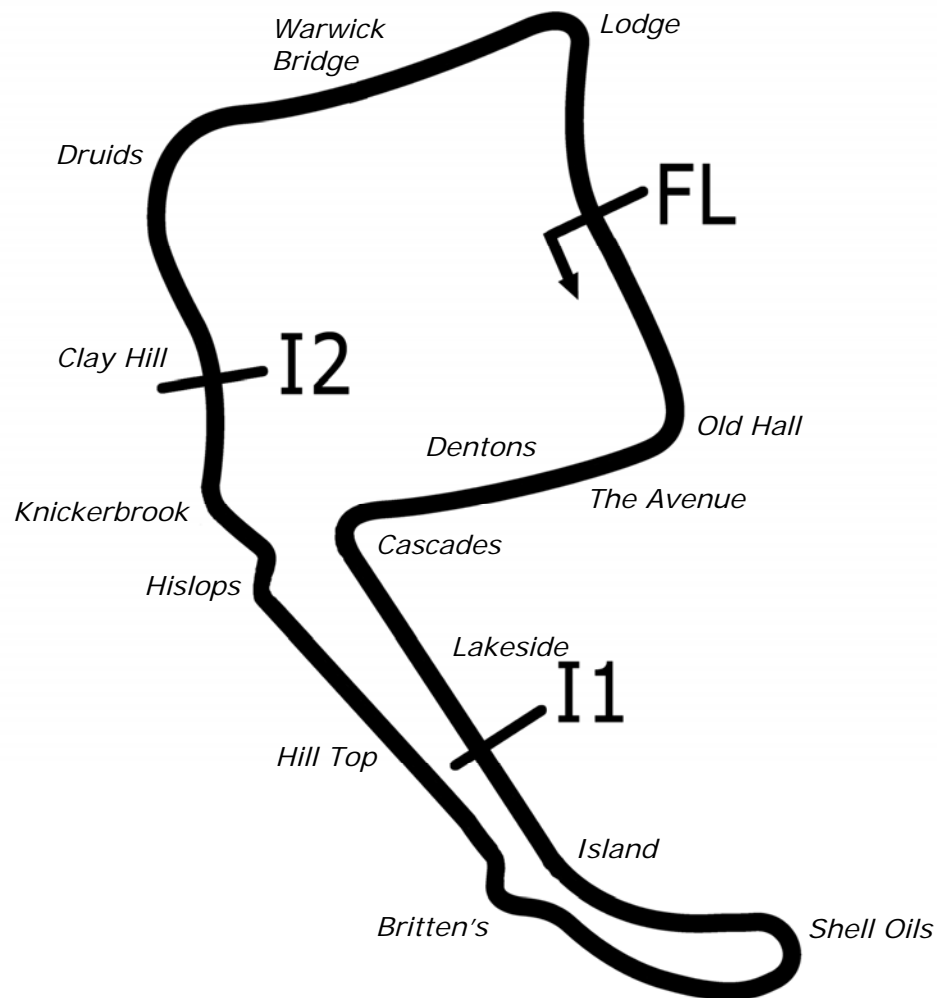


Oulton Park International



SPORTS TIMING

TIMING SOLUTIONS LTD



Length	2.6920 miles	4332.4 m	
FL		53.17997 N	2.61294 W
I1	1163m	53.17248 N	2.61631 W
I2	3066m	53.17830 N	2.62040 W
Pit Entry	4314m	53.18011 N	2.61306 W
Pit Exit	180m after FL	53.17836 N	2.61232 W
Pit Entry-Pit Exit	199m, 14.3s @50kph, 11.9s @60kph		

All results available at www.tsl-timing.com

Porsche Boxster Cup

QUALIFYING - RACE 8 - 2ND FASTEST CLASSIFICATION

POS	NO	NAME	ENTRY	TIME	ON	LAPS	GAP	DIFF	MPH
1	21	Jonathan LOVELL	Porsche Boxster S	1:59.028	2	9			81.42
2	6*	Mike THOMPSON	Porsche Boxster S	1:59.783	4	9	0.755	0.755	80.90
3	66*	Vikram SUDERA	Porsche Boxster S	2:01.545	8	8	2.517	1.762	79.73
4	55	Scot ADAMS	Porsche Boxster S	2:02.127	8	8	3.099	0.582	79.35
5	46	Ashley WHITE	Porsche Boxster S	2:02.424	3	8	3.396	0.297	79.16
6	90*	Sarah THOMSON	Porsche Boxster S	2:02.454	5	9	3.426	0.030	79.14
7	81*	Perry DARLING	Porsche Boxster S	2:02.779	9	9	3.751	0.325	78.93
8	38	Eric BRIDGES	Porsche Boxster S	2:03.424	6	9	4.396	0.645	78.52
9	20*	Faye NOBLE-EVANS	Porsche Boxster S	2:04.481	7	9	5.453	1.057	77.85
10	28	Phil GRAHAM	Porsche Boxster S	2:06.441	6	9	7.413	1.960	76.64

*Cars 20 & 81 require working transponders - Regulation Q12.8.1 refers.

No. 6, 66, 90 - 1 Lap time disallowed; exceeding track limits.

Weather / Track : Cloudy / Dry

These results are provisional until the conclusion of any judicial and technical matters.

Oulton Park International: 2.6920 miles
Date: 01/07/2023 Start: 10:00 Finish: 10:20

Clerk Of Course : Andy Stevens

Stewards :

Timekeeper : Nick Palmer

Porsche Boxster Cup

QUALIFYING - RACE 3 - CLASSIFICATION

POS	NO	NAME	ENTRY	TIME	ON	LAPS	GAP	DIFF	MPH
1	21	Jonathan LOVELL	Porsche Boxster S	1:58.687	3	9			81.65
2	6*	Mike THOMPSON	Porsche Boxster S	1:58.882	2	9	0.195	0.195	81.52
3	55	Scot ADAMS	Porsche Boxster S	2:01.270	4	8	2.583	2.388	79.91
4	46	Ashley WHITE	Porsche Boxster S	2:01.427	4	8	2.740	0.157	79.81
5	66*	Vikram SUDERA	Porsche Boxster S	2:01.474	7	8	2.787	0.047	79.78
6	81*	Perry DARLING	Porsche Boxster S	2:02.326	8	9	3.639	0.852	79.22
7	90*	Sarah THOMSON	Porsche Boxster S	2:02.387	6	9	3.700	0.061	79.18
8	38	Eric BRIDGES	Porsche Boxster S	2:03.323	5	9	4.636	0.936	78.58
9	20*	Faye NOBLE-EVANS	Porsche Boxster S	2:04.247	9	9	5.560	0.924	78.00
10	28	Phil GRAHAM	Porsche Boxster S	2:06.277	8	9	7.590	2.030	76.74

*Cars 20 & 81 require working transponders - Regulation Q12.8.1 refers.

No. 6, 66, 90 - 1 Lap time disallowed; exceeding track limits.

Weather / Track : Cloudy / Dry

These results are provisional until the conclusion of any judicial and technical matters.

Oulton Park International: 2.6920 miles

Date: 01/07/2023 Start: 10:00 Finish: 10:20

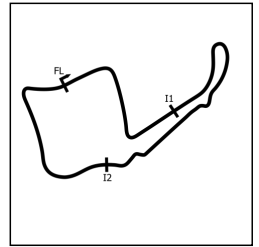
Clerk Of Course : Andy Stevens

Stewards :

Timekeeper : Nick Palmer

Porsche Boxster Cup

QUALIFYING - RACE 3 - SECTOR ANALYSIS



SECTOR 1 = FL to I1, SECTOR 2 = I1 to I2, SECTOR 3 = I2 to FL, DIFF = Difference To Personal Best Lap, P = Crossed Finish Line in Pit Lane, D = Time Disallowed

P1		21 3		Jonathan LOVELL		Porsche Boxster S	
IDEAL LAP TIME : 1:58.354		BEST LAP TIME : 1:58.687		DIFFERENCE : 0.333			
LAP	SECTOR 1	SECTOR 2	SECTOR 3	LAP TIME	MPH	DIFF	TIME OF DAY
1 -	29.995	57.971	32.684	2:00.650	80.32	1.963	10:04:14.628
2 -	29.355	57.002	32.671	1:59.028 (2)	81.42	0.341	10:06:13.656
3 -	29.636	56.675	32.376	1:58.687 (1)	81.65		10:08:12.343
4 -	29.303	57.535	32.917	1:59.755	80.92	1.068	10:10:12.098
5 -	29.527	57.427	32.640	1:59.594 (3)	81.03	0.907	10:12:11.692
6 -	29.305	58.985	33.100	2:01.390	79.83	2.703	10:14:13.082
7 -	29.631	57.567	32.706	1:59.904	80.82	1.217	10:16:12.986
8 -	29.610	57.628	32.814	2:00.052	80.72	1.365	10:18:13.038
9 -	32.975	1:01.952	33.876	2:08.803	75.24	10.116	10:20:21.841

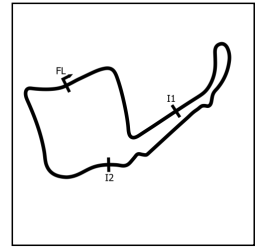
P2		6 3		Mike THOMPSON		Porsche Boxster S	
IDEAL LAP TIME : 1:58.667		BEST LAP TIME : 1:58.882		DIFFERENCE : 0.215			
LAP	SECTOR 1	SECTOR 2	SECTOR 3	LAP TIME	MPH	DIFF	TIME OF DAY
1 -	29.825	57.614	32.682	2:00.121	80.67	1.239	10:04:15.392
2 -	29.416	56.767	32.699	1:58.882 (1)	81.52		10:06:14.274
3 -	29.750	58.664	34.162	2:02.576 D	79.06	3.694	10:08:16.850
4 -	29.218	57.712	32.853	1:59.783 (2)	80.90	0.901	10:10:16.633
5 -	29.922	57.267	32.853	2:00.042 (3)	80.73	1.160	10:12:16.675
6 -	29.633	57.559	33.357	2:00.549	80.39	1.667	10:14:17.224
7 -	30.279	58.229	32.941	2:01.449	79.79	2.567	10:16:18.673
8 -	30.351	58.197	IN PIT	2:06.278 P	76.74	7.396	10:18:24.951
9 -	OUTLAP	57.357	32.729	3:21.573	48.07	1:22.691	10:21:46.524

P3		55 3		Scot ADAMS		Porsche Boxster S	
IDEAL LAP TIME : 2:00.951		BEST LAP TIME : 2:01.270		DIFFERENCE : 0.319			
LAP	SECTOR 1	SECTOR 2	SECTOR 3	LAP TIME	MPH	DIFF	TIME OF DAY
1 -	31.544	59.745	33.391	2:04.680	77.72	3.410	10:04:49.835
2 -	29.841	59.475	33.274	2:02.590	79.05	1.320	10:06:52.425
3 -	29.927	59.016	33.373	2:02.316 (3)	79.23	1.046	10:08:54.741
4 -	29.646	58.579	33.045	2:01.270 (1)	79.91		10:10:56.011
5 -	30.046	59.836	33.613	2:03.495	78.47	2.225	10:12:59.506
6 -	30.724	59.721	IN PIT	2:10.661 P	74.17	9.391	10:15:10.167
7 -	OUTLAP	1:01.493	33.790	3:27.840	46.62	1:26.570	10:18:38.007
8 -	30.040	58.260	33.827	2:02.127 (2)	79.35	0.857	10:20:40.134

P4		46 3		Ashley WHITE		Porsche Boxster S	
IDEAL LAP TIME : 2:01.427		BEST LAP TIME : 2:01.427		DIFFERENCE : 0.000			
LAP	SECTOR 1	SECTOR 2	SECTOR 3	LAP TIME	MPH	DIFF	TIME OF DAY
1 -	30.927	1:00.395	34.078	2:05.400	77.28	3.973	10:04:34.465
2 -	31.012	59.095	33.444	2:03.551 (3)	78.43	2.124	10:06:38.016
3 -	30.547	58.796	33.081	2:02.424 (2)	79.16	0.997	10:08:40.440
4 -	30.361	58.136	32.930	2:01.427 (1)	79.81		10:10:41.867
5 -	30.536	58.830	IN PIT	2:06.711 P	76.48	5.284	10:12:48.578
6 -	OUTLAP	59.564	35.649	3:25.762	47.09	1:24.335	10:16:14.340
7 -	32.001	1:04.051	34.290	2:10.342	74.35	8.915	10:18:24.682
8 -	32.012	1:02.825	34.848	2:09.685	74.72	8.258	10:20:34.367

Porsche Boxster Cup

QUALIFYING - RACE 3 - SECTOR ANALYSIS



SECTOR 1 = FL to I1, SECTOR 2 = I1 to I2, SECTOR 3 = I2 to FL, DIFF = Difference To Personal Best Lap, P = Crossed Finish Line in Pit Lane, D = Time Disallowed

P5 66 3		Vikram SUDERA		Porsche Boxster S			
IDEAL LAP TIME : 2:01.092		BEST LAP TIME : 2:01.474		DIFFERENCE : 0.382			
LAP	SECTOR 1	SECTOR 2	SECTOR 3	LAP TIME	MPH	DIFF	TIME OF DAY
1 -	31.614	59.697	34.005	2:05.316	77.33	3.842	10:04:38.410
2 -	31.100	1:03.483	34.770	2:09.353 D	74.92	7.879	10:06:47.763
3 -	30.707	58.989	33.185	2:02.881	78.86	1.407	10:08:50.644
4 -	30.215	58.378	32.968	2:01.561 (3)	79.72	0.087	10:10:52.205
5 -	30.460	1:01.301	IN PIT	2:08.867 P	75.20	7.393	10:13:01.072
6 -	OUTLAP	58.196	33.331	3:28.126	46.56	1:26.652	10:16:29.198
7 -	30.302	58.174	32.998	2:01.474 (1)	79.78		10:18:30.672
8 -	29.950	58.509	33.086	2:01.545 (2)	79.73	0.071	10:20:32.217

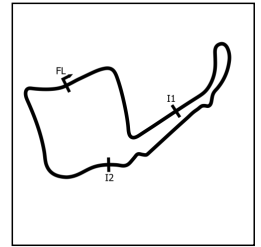
P6 81 3		Perry DARLING		Porsche Boxster S			
IDEAL LAP TIME :		BEST LAP TIME : 2:02.326		DIFFERENCE :			
LAP	SECTOR 1	SECTOR 2	SECTOR 3	LAP TIME	MPH	DIFF	TIME OF DAY
1 -				2:12.719	73.02	10.393	10:04:57.301
2 -				2:05.303	77.34	2.977	10:07:02.604
3 -				2:03.971	78.17	1.645	10:09:06.575
4 -				2:03.883	78.22	1.557	10:11:10.458
5 -				2:03.343	78.57	1.017	10:13:13.801
6 -				2:03.457	78.49	1.131	10:15:17.258
7 -				2:02.923 (3)	78.84	0.597	10:17:20.181
8 -				2:02.326 (1)	79.22		10:19:22.507
9 -				2:02.779 (2)	78.93	0.453	10:21:25.286

P7 90 3		Sarah THOMSON		Porsche Boxster S			
IDEAL LAP TIME : 2:01.749		BEST LAP TIME : 2:02.387		DIFFERENCE : 0.638			
LAP	SECTOR 1	SECTOR 2	SECTOR 3	LAP TIME	MPH	DIFF	TIME OF DAY
1 -	31.427	1:00.822	34.620	2:06.869	76.38	4.482	10:04:25.897
2 -	30.710	59.709	33.083	2:03.502	78.47	1.115	10:06:29.399
3 -	30.789	59.541	33.283	2:03.613	78.40	1.226	10:08:33.012
4 -	30.803	58.798	33.096	2:02.697 D	78.98	0.310	10:10:35.709
5 -	30.535	58.761	33.158	2:02.454 (2)	79.14	0.067	10:12:38.163
6 -	30.110	58.556	33.721	2:02.387 (1)	79.18		10:14:40.550
7 -	30.574	58.887	33.266	2:02.727 (3)	78.96	0.340	10:16:43.277
8 -	30.203	59.371	33.717	2:03.291	78.60	0.904	10:18:46.568
9 -	30.578	59.756	33.401	2:03.735	78.32	1.348	10:20:50.303

P8 38 3		Eric BRIDGES		Porsche Boxster S			
IDEAL LAP TIME : 2:02.898		BEST LAP TIME : 2:03.323		DIFFERENCE : 0.425			
LAP	SECTOR 1	SECTOR 2	SECTOR 3	LAP TIME	MPH	DIFF	TIME OF DAY
1 -	31.224	1:01.018	34.469	2:06.711	76.48	3.388	10:04:37.540
2 -	31.183	59.726	33.599	2:04.508	77.83	1.185	10:06:42.048
3 -	30.581	59.165	34.140	2:03.886	78.22	0.563	10:08:45.934
4 -	30.507	1:00.225	33.791	2:04.523	77.82	1.200	10:10:50.457
5 -	30.468	59.263	33.592	2:03.323 (1)	78.58		10:12:53.780
6 -	30.470	58.980	33.974	2:03.424 (2)	78.52	0.101	10:14:57.204
7 -	30.804	59.189	34.359	2:04.352	77.93	1.029	10:17:01.556
8 -	30.459	58.971	34.071	2:03.501 (3)	78.47	0.178	10:19:05.057
9 -	30.335	59.246	34.034	2:03.615	78.39	0.292	10:21:08.672

Porsche Boxster Cup

QUALIFYING - RACE 3 - SECTOR ANALYSIS



SECTOR 1 = FL to I1, SECTOR 2 = I1 to I2, SECTOR 3 = I2 to FL, DIFF = Difference To Personal Best Lap, P = Crossed Finish Line in Pit Lane, D = Time Disallowed

P9		20 3		Faye NOBLE-EVANS		Porsche Boxster S	
IDEAL LAP TIME :		BEST LAP TIME : 2:04.247		DIFFERENCE :			
LAP	SECTOR 1	SECTOR 2	SECTOR 3	LAP TIME	MPH	DIFF	TIME OF DAY
1 -			35.764	2:09.312	74.94	5.065	10:04:26.763
2 -				2:07.468	76.02	3.221	10:06:34.231
3 -				2:05.734	77.07	1.487	10:08:39.965
4 -			34.024	2:06.421	76.65	2.174	10:10:46.386
5 -			34.002	2:05.881	76.98	1.634	10:12:52.267
6 -			34.379	2:04.617 (3)	77.76	0.370	10:14:56.884
7 -			34.504	2:04.481 (2)	77.85	0.234	10:17:01.365
8 -			33.938	2:05.070	77.48	0.823	10:19:06.435
9 -			33.983	2:04.247 (1)	78.00		10:21:10.682

P10		28 3		Phil GRAHAM		Porsche Boxster S	
IDEAL LAP TIME : 2:05.836		BEST LAP TIME : 2:06.277		DIFFERENCE : 0.441			
LAP	SECTOR 1	SECTOR 2	SECTOR 3	LAP TIME	MPH	DIFF	TIME OF DAY
1 -	31.688	1:01.940	34.724	2:08.352	75.50	2.075	10:04:42.753
2 -	31.545	1:02.960	34.947	2:09.452	74.86	3.175	10:06:52.205
3 -	32.064	1:01.354	34.966	2:08.384	75.48	2.107	10:09:00.589
4 -	31.900	1:02.931	34.367	2:09.198	75.01	2.921	10:11:09.787
5 -	31.544	1:01.140	34.773	2:07.457	76.03	1.180	10:13:17.244
6 -	31.369	1:00.393	34.679	2:06.441 (2)	76.64	0.164	10:15:23.685
7 -	31.178	1:00.888	35.028	2:07.094	76.25	0.817	10:17:30.779
8 -	31.225	1:00.291	34.761	2:06.277 (1)	76.74		10:19:37.056
9 -	31.800	1:00.533	34.394	2:06.727 (3)	76.47	0.450	10:21:43.783

Porsche Boxster Cup

QUALIFYING - RACE 3 - BEST SECTORS

SECTOR 1			SECTOR 2			SECTOR 3			IDEAL / BEST COMPARISON						
POS	NO	NAME	TIME	NO	NAME	TIME	NO	NAME	TIME	POS	NO	NAME	IDEAL	BEST	DIFF
													PERFECT LAP	1:58.269	
1	6	THOMPSON	29.218	21	LOVELL	56.675	21	LOVELL	32.376	1	21	LOVELL	1:58.354	1:58.687	0.333
2	21	LOVELL	29.303	6	THOMPSON	56.767	6	THOMPSON	32.682	2	6	THOMPSON	1:58.667	1:58.882	0.215
3	55	ADAMS	29.646	46	WHITE	58.136	46	WHITE	32.930	3	55	ADAMS	2:00.951	2:01.270	0.319
4	66	SUDERA	29.950	66	SUDERA	58.174	66	SUDERA	32.968	4	66	SUDERA	2:01.092	2:01.474	0.382
5	90	THOMSON	30.110	55	ADAMS	58.260	55	ADAMS	33.045	5	46	WHITE	2:01.427	2:01.427	0.000
6	38	BRIDGES	30.335	90	THOMSON	58.556	90	THOMSON	33.083	6	90	THOMSON	2:01.749	2:02.387	0.638
7	46	WHITE	30.361	38	BRIDGES	58.971	38	BRIDGES	33.592	7	38	BRIDGES	2:02.898	2:03.323	0.425
8	28	GRAHAM	31.178	28	GRAHAM	1:00.291	20	NOBLE-EVANS	33.938	8	28	GRAHAM	2:05.836	2:06.277	0.441
9							28	GRAHAM	34.367	9	81	DARLING		2:02.326	
10										10	20	NOBLE-EVANS		2:04.247	

Porsche Boxster Cup

QUALIFYING - RACE 3 - STATISTICS

Competitors Started 10
Planned Start 2023-07-01 @ 10:00:00.000
Actual Start 2023-07-01 @ 10:00:01.148
Finish Time 2023-07-01 @ 10:20:09.678
Track Length 2.6920mi.
Total Laps 87
Total Distance Covered 234.2064mi.

Session Fastest Lap History

NO	NAME	LAP TIME	TIME OF DAY	LAP	VEHICLE
21	Jonathan LOVELL	2:00.650	10:04:14.639	1	Porsche Boxster S
6	Mike THOMPSON	2:00.121	10:04:15.411	1	Porsche Boxster S
21	Jonathan LOVELL	1:59.028	10:06:13.667	2	Porsche Boxster S
6	Mike THOMPSON	1:58.882	10:06:14.293	2	Porsche Boxster S
21	Jonathan LOVELL	1:58.687	10:08:12.353	3	Porsche Boxster S

Flag History


TYPE	TIME OF DAY
GREEN	10:00:01.148
FINISH	10:20:09.678

Flag Statistics

TYPE	COUNT	TOTAL LAPS	TOTAL TIME
Green	1	9	21:54.814
Red	0	0	0.000
Safety Car	0	0	0.000
FCY	0	0	0.000

Porsche Boxster Cup

RACE 3 - GRID (25 minutes)

ROW 5	9	2:04.247	20 Faye NOBLE-EVANS	10	2:06.277	28 Phil GRAHAM		
ROW 4			7	2:02.387	90 Sarah THOMSON	8	2:03.323	38 Eric BRIDGES
ROW 3	5	2:01.474	66 Vikram SUDERA	6	2:02.326	81 Perry DARLING		
ROW 2			3	2:01.270	55 Scot ADAMS	4	2:01.427	46 Ashley WHITE
ROW 1	1	1:58.687	21 Jonathan LOVELL	2	1:58.882	6 Mike THOMPSON		
Pole								
								

Oulton Park International: 2.6920 miles

These results are provisional until the conclusion of any judicial and technical matters.


Clerk Of Course : Andy Stevens

Stewards :

Timekeeper : Nick Palmer

Porsche Boxster Cup

RACE 8 - GRID (20 minutes)

ROW 5	9	2:04.481	20 Faye NOBLE-EVANS	10	2:06.441	28 Phil GRAHAM		
ROW 4			7	2:02.779	81 Perry DARLING	8	2:03.424	38 Eric BRIDGES
ROW 3	5	2:02.424	46 Ashley WHITE	6	2:02.454	90 Sarah THOMSON		
ROW 2			3	2:01.545	66 Vikram SUDERA	4	2:02.127	55 Scot ADAMS
ROW 1	1	1:59.028	21 Jonathan LOVELL	2	1:59.783	6 Mike THOMPSON		
Pole								
								

Oulton Park International: 2.6920 miles

These results are provisional until the conclusion of any judicial and technical matters.

Clerk Of Course : Andy Stevens

Stewards :

Timekeeper : Nick Palmer

Porsche Boxster Cup

RACE 3 - CLASSIFICATION

POS	NO	NAME	ENTRY	LAPS	TIME	GAP	DIFF	MPH	BEST	ON
1	21	Jonathan LOVELL	Porsche Boxster S	3	6:04.930			79.66	1:59.686	2
2	6	Mike THOMPSON	Porsche Boxster S	3	6:07.881	2.951	2.951	79.03	2:00.425	3
3	46	Ashley WHITE	Porsche Boxster S	3	6:10.567	5.637	2.686	78.45	2:00.230	3
4	55	Scot ADAMS	Porsche Boxster S	3	6:11.192	6.262	0.625	78.32	2:01.551	2
5	81	Perry DARLING	Porsche Boxster S	3	6:13.922	8.992	2.730	77.75	2:00.937	3
6	66	Vikram SUDERA	Porsche Boxster S	3	6:14.243	9.313	0.321	77.68	2:00.992	3
7	90	Sarah THOMSON	Porsche Boxster S	3	6:18.131	13.201	3.888	76.88	2:02.845	3
8	20*	Faye NOBLE-EVANS	Porsche Boxster S	3	6:21.874	16.944	3.743	76.13	2:03.859	3
9	28	Phil GRAHAM	Porsche Boxster S	3	6:38.450	33.520	16.576	72.96	2:09.987	2

NOT CLASSIFIED

DNF	38	Eric BRIDGES	Porsche Boxster S	3	6:22.354	17.424		76.03	2:03.850	2
-----	----	--------------	-------------------	---	----------	--------	--	-------	----------	---

FASTEST LAP

21	Jonathan LOVELL	Porsche Boxster S	2	1:59.686	80.97 mph	130.31 kph
----	-----------------	-------------------	---	----------	-----------	------------

*Car 20 requires a working transponder - Regulation Q12.8.1 refers.
PLEASE FIX OR YOU WILL NOT BE TIMED IN THE NEXT RACE.

Car 38 not running at the showing of the red flag.

Red Flag (end of session): 15:28

Weather / Track : Cloudy / Dry

These results are provisional until the conclusion of any judicial and technical matters.

Race Distance: 3 Laps / 8.07 miles
Oulton Park International: 2.6920 miles
Date: 01/07/2023 Start: 15:19 Finish: 15:25

Clerk Of Course : Andy Stevens

Stewards :

Timekeeper : Nick Palmer

Porsche Boxster Cup

RACE 3 - LAP CHART

LAP 1 @ 15:21:24.200			LAP 2 @ 15:23:23.886			LAP 3 @ 15:25:23.758		
NO	BEHIND	LAP TIME	NO	BEHIND	LAP TIME	NO	BEHIND	LAP TIME
21		2:05.372	21		1:59.686	21		1:59.872
6	1.307	2:06.679	6	2.398	2:00.777	6	2.951	2:00.425
55	2.703	2:08.075	55	4.568	2:01.551	46	5.637	2:00.230
46	3.678	2:09.050	46	5.279	2:01.287	55	6.262	2:01.566
81	5.335	2:10.707	81	7.927	2:02.278	81	8.992	2:00.937
66	5.945	2:11.317	66	8.193	2:01.934	66	9.313	2:00.992
90	6.839	2:12.211	90	10.228	2:03.075	90	13.201	2:02.845
20	8.274	2:13.646	20	12.957	2:04.369	20	16.944	2:03.859
38	9.244	2:14.616	38	13.408	2:03.850	38	17.424	2:03.888
28	12.849	2:18.221	28	23.150	2:09.987	28	33.520	2:10.242

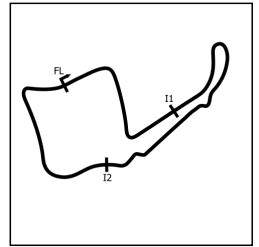
Porsche Boxster Cup

RACE 3 - POSITION CHART

No	Name	Lap	1	2	3
		Pos			
21	LOVELL	1	21	21	21
6	THOMPSON	2	6	6	6
55	ADAMS	3	55	55	46
46	WHITE	4	46	46	55
66	SUDERA	5	81	81	81
81	DARLING	6	66	66	66
90	THOMSON	7	90	90	90
38	BRIDGES	8	20	20	20
20	NOBLE-EVANS	9	38	38	38
28	GRAHAM	10	28	28	28

Porsche Boxster Cup

RACE 3 - SECTOR ANALYSIS



SECTOR 1 = FL to I1, SECTOR 2 = I1 to I2, SECTOR 3 = I2 to FL, DIFF = Difference To Personal Best Lap, P = Crossed Finish Line in Pit Lane, D = Time Disallowed

P1		21 3		Jonathan LOVELL		Porsche Boxster S	
IDEAL LAP TIME : 1:59.603		BEST LAP TIME : 1:59.686		DIFFERENCE : 0.083			
LAP	SECTOR 1	SECTOR 2	SECTOR 3	LAP TIME	MPH	DIFF	TIME OF DAY
1 -		57.621	32.690	2:05.372 (3)	77.30	5.686	15:21:24.200
2 -	29.544	57.535	32.607	1:59.686 (1)	80.97		15:23:23.886
3 -	29.542	57.454	32.876	1:59.872 (2)	80.84	0.186	15:25:23.758

P2		6 3		Mike THOMPSON		Porsche Boxster S	
IDEAL LAP TIME : 2:00.179		BEST LAP TIME : 2:00.425		DIFFERENCE : 0.246			
LAP	SECTOR 1	SECTOR 2	SECTOR 3	LAP TIME	MPH	DIFF	TIME OF DAY
1 -		58.411	32.954	2:06.679 (3)	76.50	6.254	15:21:25.507
2 -	29.577	57.980	33.220	2:00.777 (2)	80.24	0.352	15:23:26.284
3 -	29.823	57.655	32.947	2:00.425 (1)	80.47		15:25:26.709

P3		46 3		Ashley WHITE		Porsche Boxster S	
IDEAL LAP TIME : 2:00.158		BEST LAP TIME : 2:00.230		DIFFERENCE : 0.072			
LAP	SECTOR 1	SECTOR 2	SECTOR 3	LAP TIME	MPH	DIFF	TIME OF DAY
1 -		59.271	33.110	2:09.050 (3)	75.09	8.820	15:21:27.878
2 -	30.033	58.391	32.863	2:01.287 (2)	79.90	1.057	15:23:29.165
3 -	29.429	57.866	32.935	2:00.230 (1)	80.60		15:25:29.395

P4		55 3		Scot ADAMS		Porsche Boxster S	
IDEAL LAP TIME : 2:00.627		BEST LAP TIME : 2:01.551		DIFFERENCE : 0.924			
LAP	SECTOR 1	SECTOR 2	SECTOR 3	LAP TIME	MPH	DIFF	TIME OF DAY
1 -		58.576	33.020	2:08.075 (3)	75.66	6.524	15:21:26.903
2 -	29.899	58.515	33.137	2:01.551 (1)	79.73		15:23:28.454
3 -	29.758	57.849	33.959	2:01.566 (2)	79.72	0.015	15:25:30.020

P5		81 3		Perry DARLING		Porsche Boxster S	
IDEAL LAP TIME : 2:00.937		BEST LAP TIME : 2:00.937		DIFFERENCE : 0.000			
LAP	SECTOR 1	SECTOR 2	SECTOR 3	LAP TIME	MPH	DIFF	TIME OF DAY
1 -		59.732	33.531	2:10.707 (3)	74.14	9.770	15:21:29.535
2 -	30.008	59.136	33.134	2:02.278 (2)	79.25	1.341	15:23:31.813
3 -	29.626	58.441	32.870	2:00.937 (1)	80.13		15:25:32.750

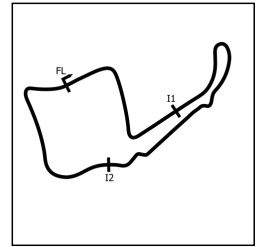
P6		66 3		Vikram SUDERA		Porsche Boxster S	
IDEAL LAP TIME : 2:00.779		BEST LAP TIME : 2:00.992		DIFFERENCE : 0.213			
LAP	SECTOR 1	SECTOR 2	SECTOR 3	LAP TIME	MPH	DIFF	TIME OF DAY
1 -		59.560	33.814	2:11.317 (3)	73.80	10.325	15:21:30.145
2 -	30.146	58.727	33.061	2:01.934 (2)	79.47	0.942	15:23:32.079
3 -	30.359	57.835	32.798	2:00.992 (1)	80.09		15:25:33.071

P7		90 3		Sarah THOMSON		Porsche Boxster S	
IDEAL LAP TIME : 2:02.626		BEST LAP TIME : 2:02.845		DIFFERENCE : 0.219			
LAP	SECTOR 1	SECTOR 2	SECTOR 3	LAP TIME	MPH	DIFF	TIME OF DAY
1 -		59.866	33.880	2:12.211 (3)	73.30	9.366	15:21:31.039
2 -	30.398	59.395	33.282	2:03.075 (2)	78.74	0.230	15:23:34.114
3 -	30.369	58.975	33.501	2:02.845 (1)	78.89		15:25:36.959

P8		20 3		Faye NOBLE-EVANS		Porsche Boxster S	
IDEAL LAP TIME :		BEST LAP TIME : 2:03.859		DIFFERENCE :			
LAP	SECTOR 1	SECTOR 2	SECTOR 3	LAP TIME	MPH	DIFF	TIME OF DAY
1 -				2:13.646 (3)	72.51	9.787	15:21:32.474
2 -				2:04.369 (2)	77.92	0.510	15:23:36.843
3 -			33.939	2:03.859 (1)	78.24		15:25:40.702

Porsche Boxster Cup

RACE 3 - SECTOR ANALYSIS



SECTOR 1 = FL to I1, SECTOR 2 = I1 to I2, SECTOR 3 = I2 to FL, DIFF = Difference To Personal Best Lap, P = Crossed Finish Line in Pit Lane, D = Time Disallowed

P9		28 3		Phil GRAHAM		Porsche Boxster S	
IDEAL LAP TIME : 2:09.601		BEST LAP TIME : 2:09.987		DIFFERENCE : 0.386			
LAP	SECTOR 1	SECTOR 2	SECTOR 3	LAP TIME	MPH	DIFF	TIME OF DAY
1 -		1:02.480	35.296	2:18.221 (3)	70.11	8.234	15:21:37.049
2 -	32.072	1:02.489	35.426	2:09.987 (1)	74.55		15:23:47.036
3 -	32.307	1:02.233	35.702	2:10.242 (2)	74.40	0.255	15:25:57.278

P10		38 3		Eric BRIDGES		Porsche Boxster S	
IDEAL LAP TIME : 2:03.750		BEST LAP TIME : 2:03.850		DIFFERENCE : 0.100			
LAP	SECTOR 1	SECTOR 2	SECTOR 3	LAP TIME	MPH	DIFF	TIME OF DAY
1 -		1:00.872	34.488	2:14.616 (3)	71.99	10.766	15:21:33.444
2 -	30.456	59.300	34.094	2:03.850 (1)	78.25		15:23:37.294
3 -	30.438	59.218	34.232	2:03.888 (2)	78.22	0.038	15:25:41.182

Porsche Boxster Cup

RACE 3 - BEST SECTORS

SECTOR 1			SECTOR 2			SECTOR 3			IDEAL / BEST COMPARISON						
POS	NO	NAME	TIME	NO	NAME	TIME	NO	NAME	TIME	POS	NO	NAME	IDEAL	BEST	DIFF
												PERFECT LAP	1:59.490		
1	46	WHITE	29.429	21	LOVELL	57.454	21	LOVELL	32.607	1	21	LOVELL	1:59.603	1:59.686	0.083
2	21	LOVELL	29.542	6	THOMPSON	57.655	66	SUDERA	32.798	2	46	WHITE	2:00.158	2:00.230	0.072
3	6	THOMPSON	29.577	66	SUDERA	57.835	46	WHITE	32.863	3	6	THOMPSON	2:00.179	2:00.425	0.246
4	81	DARLING	29.626	55	ADAMS	57.849	81	DARLING	32.870	4	55	ADAMS	2:00.627	2:01.551	0.924
5	55	ADAMS	29.758	46	WHITE	57.866	6	THOMPSON	32.947	5	66	SUDERA	2:00.779	2:00.992	0.213
6	66	SUDERA	30.146	81	DARLING	58.441	55	ADAMS	33.020	6	81	DARLING	2:00.937	2:00.937	0.000
7	90	THOMSON	30.369	90	THOMSON	58.975	90	THOMSON	33.282	7	90	THOMSON	2:02.626	2:02.845	0.219
8	38	BRIDGES	30.438	38	BRIDGES	59.218	20	NOBLE-EVANS	33.939	8	38	BRIDGES	2:03.750	2:03.850	0.100
9	28	GRAHAM	32.072	28	GRAHAM	1:02.233	38	BRIDGES	34.094	9	28	GRAHAM	2:09.601	2:09.987	0.386
10							28	GRAHAM	35.296	10	20	NOBLE-EVANS		2:03.859	

Porsche Boxster Cup

RACE 3 - STATISTICS

Competitors Started 10
Planned Start 2023-07-01 @ 12:45:00.000
Actual Start 2023-07-01 @ 15:19:18.827
Finish Time 2023-07-01 @ 15:25:23.757
Track Length 2.6920mi.
Total Laps 30
Total Distance Covered 80.7608mi.

Session Fastest Lap History

NO	NAME	LAP TIME	TIME OF DAY	LAP	VEHICLE
21	Jonathan LOVELL	2:05.372	15:21:24.211	1	Porsche Boxster S
21	Jonathan LOVELL	1:59.686	15:23:23.896	2	Porsche Boxster S

Session Leader History

NO	NAME	FROM LAP	LAPS LED	DISTANCE	VEHICLE
21	Jonathan LOVELL	1	3	8.07 miles	Porsche Boxster S

Flag History

TYPE	TIME OF DAY
GREEN	15:19:18.827
FINISH	15:25:23.757

Flag Statistics

TYPE	COUNT	TOTAL LAPS	TOTAL TIME
Green	1	3	13:14.692
Red	0	0	0.000
Safety Car	0	0	0.000
FCY	0	0	0.000

Porsche Boxster Cup

RACE 8 - CLASSIFICATION

POS	NO	NAME	ENTRY	LAPS	TIME	GAP	DIFF	MPH	BEST	ON
1	21	Jonathan LOVELL	Porsche Boxster S	3	10:07.419			47.86	2:53.607	1
2	6	Mike THOMPSON	Porsche Boxster S	3	10:08.390	0.971	0.971	47.78	2:54.309	1
3	66	Vikram SUDERA	Porsche Boxster S	3	10:09.056	1.637	0.666	47.73	2:54.955	1
4	55	Scot ADAMS	Porsche Boxster S	3	10:09.958	2.539	0.902	47.66	2:55.951	1
5	81	Perry DARLING	Porsche Boxster S	3	10:10.803	3.384	0.845	47.59	2:56.421	1
6	90	Sarah THOMSON	Porsche Boxster S	3	10:11.514	4.095	0.711	47.54	2:57.224	1
7	20	Faye NOBLE-EVANS	Porsche Boxster S	3	10:12.236	4.817	0.722	47.48	2:57.885	1
8	28	Phil GRAHAM	Porsche Boxster S	3	10:13.502	6.083	1.266	47.39	2:59.136	1

NOT CLASSIFIED

DNF 46 Ashley WHITE Porsche Boxster S 0

NOT STARTED

NS 38 Eric BRIDGES Porsche Boxster S

FASTEST LAP

21 Jonathan LOVELL Porsche Boxster S 1 2:53.607 55.82 mph 89.83 kph

Weather / Track : Bright / Dry

These results are provisional until the conclusion of any judicial and technical matters.

Race Distance: 3 Laps / 8.07 miles
 Oulton Park International: 2.6920 miles
 Date: 01/07/2023 Start: 18:02 Finish: 18:12

Clerk Of Course : Andy Stevens

Stewards :

Timekeeper : Nick Palmer

Porsche Boxster Cup

RACE 8 - LAP CHART

LAP 1 @ 18:05:34.618			LAP 2 @ 18:09:13.500			LAP 3 @ 18:12:48.430		
NO	BEHIND	LAP TIME	NO	BEHIND	LAP TIME	NO	BEHIND	LAP TIME
21		2:53.607	21		3:38.882	21		3:34.930
6	0.702	2:54.309	6	0.834	3:39.014	6	0.971	3:35.067
66	1.348	2:54.955	66	1.489	3:39.023	66	1.637	3:35.078
55	2.344	2:55.951	55	2.908	3:39.446	55	2.539	3:34.561
81	2.814	2:56.421	81	3.877	3:39.945	81	3.384	3:34.437
90	3.617	2:57.224	90	4.793	3:40.058	90	4.095	3:34.232
20	4.278	2:57.885	20	5.428	3:40.032	20	4.817	3:34.319
28	5.529	2:59.136	28	6.276	3:39.629	28	6.083	3:34.737

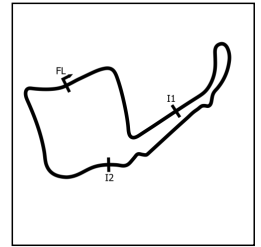
Porsche Boxster Cup

RACE 8 - POSITION CHART

No	Name	Lap	1	2	3
		Pos			
21	LOVELL	1	21	21	21
6	THOMPSON	2	6	6	6
66	SUDERA	3	66	66	66
55	ADAMS	4	55	55	55
46	WHITE	5	81	81	81
90	THOMSON	6	90	90	90
81	DARLING	7	20	20	20
38	BRIDGES	8	28	28	28
20	NOBLE-EVANS	9			
28	GRAHAM	10			

Porsche Boxster Cup

RACE 8 - SECTOR ANALYSIS



SECTOR 1 = FL to I1, SECTOR 2 = I1 to I2, SECTOR 3 = I2 to FL, DIFF = Difference To Personal Best Lap, P = Crossed Finish Line in Pit Lane, D = Time Disallowed

P1		21 3		Jonathan LOVELL		Porsche Boxster S	
IDEAL LAP TIME : 3:09.099		BEST LAP TIME : 2:53.607		DIFFERENCE : -15.491			
LAP	SECTOR 1	SECTOR 2	SECTOR 3	LAP TIME	MPH	DIFF	TIME OF DAY
1 -		1:13.009	1:05.513	2:53.607 (1)	55.82		18:05:34.618
2 -	1:01.453	1:37.942	59.487	3:38.882 (3)	44.27	45.274	18:09:13.500
3 -	56.844	1:38.840	59.246	3:34.930 (2)	45.09	41.322	18:12:48.430

P2		6 3		Mike THOMPSON		Porsche Boxster S	
IDEAL LAP TIME : 3:10.221		BEST LAP TIME : 2:54.309		DIFFERENCE : -15.911			
LAP	SECTOR 1	SECTOR 2	SECTOR 3	LAP TIME	MPH	DIFF	TIME OF DAY
1 -		1:14.315	1:05.135	2:54.309 (1)	55.59		18:05:35.320
2 -	1:01.629	1:38.227	59.158	3:39.014 (3)	44.24	44.704	18:09:14.334
3 -	56.748	1:38.825	59.494	3:35.067 (2)	45.06	40.757	18:12:49.401

P3		66 3		Vikram SUDERA		Porsche Boxster S	
IDEAL LAP TIME : 3:09.571		BEST LAP TIME : 2:54.955		DIFFERENCE : -14.615			
LAP	SECTOR 1	SECTOR 2	SECTOR 3	LAP TIME	MPH	DIFF	TIME OF DAY
1 -		1:13.848	1:05.029	2:54.955 (1)	55.39		18:05:35.966
2 -	1:01.740	1:38.141	59.142	3:39.023 (3)	44.24	44.067	18:09:14.989
3 -	56.581	1:38.948	59.549	3:35.078 (2)	45.05	40.122	18:12:50.067

P4		55 3		Scot ADAMS		Porsche Boxster S	
IDEAL LAP TIME : 3:09.565		BEST LAP TIME : 2:55.951		DIFFERENCE : -13.613			
LAP	SECTOR 1	SECTOR 2	SECTOR 3	LAP TIME	MPH	DIFF	TIME OF DAY
1 -		1:13.839	1:04.874	2:55.951 (1)	55.07		18:05:36.962
2 -	1:01.698	1:38.305	59.443	3:39.446 (3)	44.16	43.494	18:09:16.408
3 -	56.283	1:38.756	59.522	3:34.561 (2)	45.16	38.609	18:12:50.969

P5		81 3		Perry DARLING		Porsche Boxster S	
IDEAL LAP TIME : 3:10.217		BEST LAP TIME : 2:56.421		DIFFERENCE : -13.795			
LAP	SECTOR 1	SECTOR 2	SECTOR 3	LAP TIME	MPH	DIFF	TIME OF DAY
1 -		1:14.367	1:04.399	2:56.421 (1)	54.93		18:05:37.432
2 -	1:01.983	1:38.137	59.825	3:39.945 (3)	44.06	43.523	18:09:17.377
3 -	56.311	1:38.587	59.539	3:34.437 (2)	45.19	38.015	18:12:51.814

P6		90 3		Sarah THOMSON		Porsche Boxster S	
IDEAL LAP TIME : 3:09.943		BEST LAP TIME : 2:57.224		DIFFERENCE : -12.718			
LAP	SECTOR 1	SECTOR 2	SECTOR 3	LAP TIME	MPH	DIFF	TIME OF DAY
1 -		1:14.699	1:04.093	2:57.224 (1)	54.68		18:05:38.235
2 -	1:02.072	1:38.456	59.530	3:40.058 (3)	44.03	42.833	18:09:18.293
3 -	56.097	1:38.988	59.147	3:34.232 (2)	45.23	37.007	18:12:52.525

P7		20 3		Faye NOBLE-EVANS		Porsche Boxster S	
IDEAL LAP TIME : 3:10.068		BEST LAP TIME : 2:57.885		DIFFERENCE : -12.182			
LAP	SECTOR 1	SECTOR 2	SECTOR 3	LAP TIME	MPH	DIFF	TIME OF DAY
1 -		1:14.857	1:03.369	2:57.885 (1)	54.48		18:05:38.896
2 -	1:02.156	1:38.856	59.020	3:40.032 (3)	44.04	42.146	18:09:18.928
3 -	56.191	1:39.069	59.059	3:34.319 (2)	45.21	36.433	18:12:53.247

P8		28 3		Phil GRAHAM		Porsche Boxster S	
IDEAL LAP TIME : 3:09.915		BEST LAP TIME : 2:59.136		DIFFERENCE : -10.778			
LAP	SECTOR 1	SECTOR 2	SECTOR 3	LAP TIME	MPH	DIFF	TIME OF DAY
1 -		1:14.643	1:02.950	2:59.136 (1)	54.10		18:05:40.147
2 -	1:01.988	1:38.644	58.997	3:39.629 (3)	44.12	40.492	18:09:19.776
3 -	56.275	1:39.303	59.159	3:34.737 (2)	45.13	35.600	18:12:54.513

Porsche Boxster Cup

RACE 8 - BEST SECTORS

SECTOR 1			SECTOR 2			SECTOR 3			IDEAL / BEST COMPARISON						
POS	NO	NAME	TIME	NO	NAME	TIME	NO	NAME	TIME	POS	NO	NAME	IDEAL	BEST	DIFF
												PERFECT LAP			
1	90	THOMSON	56.097	21	LOVELL	1:13.009	28	GRAHAM	58.997	1	21	LOVELL		2:53.607	
2	20	NOBLE-EVANS	56.191	55	ADAMS	1:13.839	20	NOBLE-EVANS	59.020	2	55	ADAMS		2:55.951	
3	28	GRAHAM	56.275	66	SUDERA	1:13.848	66	SUDERA	59.142	3	66	SUDERA		2:54.955	
4	55	ADAMS	56.283	6	THOMPSON	1:14.315	90	THOMSON	59.147	4	28	GRAHAM		2:59.136	
5	81	DARLING	56.311	81	DARLING	1:14.367	6	THOMPSON	59.158	5	90	THOMSON		2:57.224	
6	66	SUDERA	56.581	28	GRAHAM	1:14.643	21	LOVELL	59.246	6	20	NOBLE-EVANS		2:57.885	
7	6	THOMPSON	56.748	90	THOMSON	1:14.699	55	ADAMS	59.443	7	81	DARLING		2:56.421	
8	21	LOVELL	56.844	20	NOBLE-EVANS	1:14.857	81	DARLING	59.539	8	6	THOMPSON		2:54.309	
9															

Porsche Boxster Cup

RACE 8 - STATISTICS

Competitors Started 9
Planned Start 2023-07-01 @ 17:35:00.000
Actual Start 2023-07-01 @ 18:02:41.010
Finish Time 2023-07-01 @ 18:12:44.453
Track Length 2.6920mi.
Total Laps 24
Total Distance Covered 64.6086mi.

Session Fastest Lap History

NO	NAME	LAP TIME	TIME OF DAY	LAP	VEHICLE
21	Jonathan LOVELL	2:53.607	18:05:34.640	1	Porsche Boxster S

Session Leader History

NO	NAME	FROM LAP	LAPS LED	DISTANCE	VEHICLE
21	Jonathan LOVELL	1	3	8.07 miles	Porsche Boxster S

Flag History

TYPE	TIME OF DAY
GREEN	18:02:41.010
SAFETY	18:03:25.539
FINISH	18:12:44.453

Flag Statistics

TYPE	COUNT	TOTAL LAPS	TOTAL TIME
Green	1	0	44.529
Red	0	0	0.000
Safety Car	1	2	9:18.913
FCY	0	0	0.000