



Porsche Club

Motorsport



BOXSTER CUP



Snetterton

6th October 2024

Results

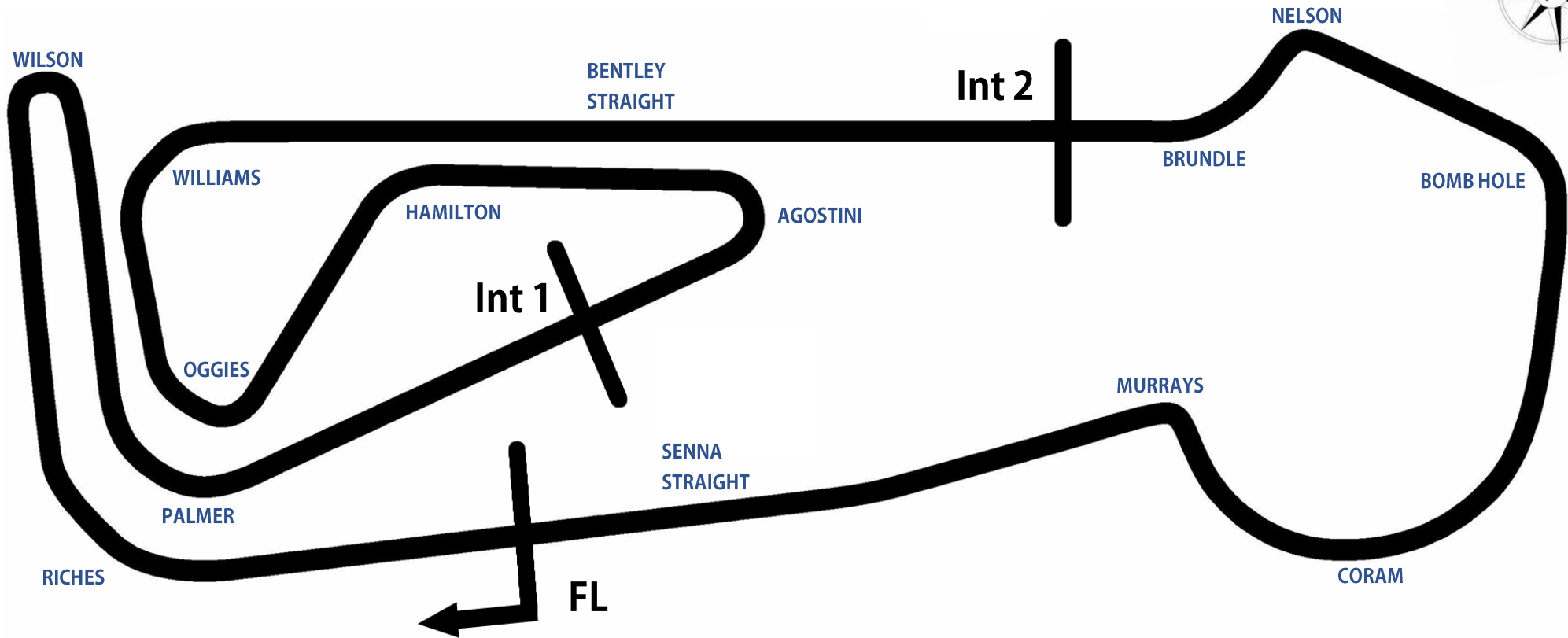




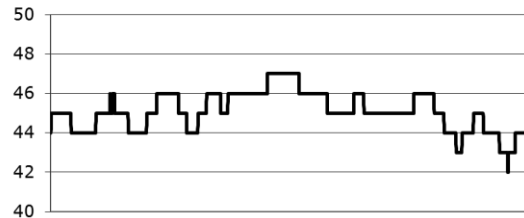
Snetterton

Snetterton 300 Circuit

Norwich, Norfolk, UK



Circuit Altitude (m)



	Length	2.9689 miles 4.778 km 4778.0 m	
FL		52.46340 N	0.94476 E
Int 1	1545m	52.46487 N	0.94466 E
Int 2	3198m	52.46617 N	0.94964 E
Pit Entry	4572m	52.46364 N	0.94774 E
Pit Exit	40m after FL	52.46338 N	0.94420 E
Pit Entry - Pit Exit	246m, 17.75 @ 50kph, 14.7s @ 60kph		

2024 Woods Foodservice Boxster Cup

QUALIFYING - RACE 9 - CLASSIFICATION - AMENDED

POS	NO	NAME	ENTRY	TIME	ON	LAPS	GAP	DIFF	MPH
1	81	Perry DARLING	Boxster 986 S	2:14.183	6	8			79.65
2	53	Wayne GREGORY	Boxster 986 S	2:14.771	7	8	0.588	0.588	79.30
3	44*	Scott EVANS	Boxster 986 S	2:14.846	6	9	0.663	0.075	79.26
4	86	Ben GREWCOCK	Boxster 986 S	2:15.383	8	9	1.200	0.537	78.94
5	6	Mike Thompson	Boxster 986 S	2:15.599	5	9	1.416	0.216	78.82
6	46*	Matt GOUGH	Boxster 986 S	2:15.954	8	9	1.771	0.355	78.61
7	27	Barrington DARCY	Boxster 986 S	2:15.971	7	9	1.788	0.017	78.60
8	17	Darren KING	Boxster 986 S	2:16.130	5	9	1.947	0.159	78.51
9	36*	William CURTLER	Boxster 986 S	2:16.325	7	9	2.142	0.195	78.40
10	72*	Mike CURTLER	Boxster 986 S	2:16.611	6	9	2.428	0.286	78.23
11	20*	Faye NOBLE-EVANS	Boxster 986 S	2:16.801	7	9	2.618	0.190	78.12
12	96*	Charlie DYE	Boxster 986 S	2:16.814	5	8	2.631	0.013	78.12
13	11*	Ryan CHARTERS	Boxster 986 S	2:17.447	7	9	3.264	0.633	77.76
14	68	Martin MASON	Boxster 986 S	2:19.522	7	8	5.339	2.075	76.60
15	99*	Graham HEARD	Boxster 986 S	2:19.579	7	9	5.396	0.057	76.57
16	90	Sarah THOMSON	Boxster 986 S	2:19.989	6	8	5.806	0.410	76.34
17	25	Craig HORVATH	Boxster 986 S	2:20.286	8	9	6.103	0.297	76.18
18	51	Stuart WARNER	Boxster 986 S	2:21.043	6	7	6.860	0.757	75.77
19	38	Eric BRIDGES	Boxster 986 S	2:24.082	8	8	9.899	3.039	74.18
20	64	David HUSSEY	Boxster 986 S	2:25.666	5	7	11.483	1.584	73.37
21	61	Nick LAWRENCE	Boxster 986 S	2:26.242	6	8	12.059	0.576	73.08
22	24	Sarah WOOD	Boxster 986 S	2:29.443	8	8	15.260	3.201	71.51
DQ	60*	Anthony LEVY	Boxster 986 S						

Comments:

- * Car 60 - please fit a working transponder for your next session
- * Car 96 - transponder stopped working/intermittent. please check positioning
- * Car 60 - disqualified from qualifying for failure to comply with black flag signals Q12.24.3 (m)
- No. 20, 36, 44, 46, 99 - 1 Lap time disallowed; exceeding track limits.
- No. 11, 72 - 2 Lap times disallowed; exceeding track limits.

Weather / Track : Cloudy / Dry

Date: 06/10/2024 Start: 09:25 Finish: 09:45
Snetterton 300: 2.9689 miles

These results are provisional until the conclusion of any judicial and technical matters.

Clerk Of Course: Andy Stevens	Stewards:	Timekeeper: Rob Cook	
-------------------------------	-----------	----------------------	---

2024 Woods Foodservice Boxster Cup

QUALIFYING - RACE 9 - CLASSIFICATION - AMENDED 2

POS	NO	NAME	ENTRY	TIME	ON	LAPS	GAP	DIFF	MPH
1	44*	Scott EVANS	Boxster 986 S	2:14.846	6	9			79.26
2	86	Ben GREWCOCK	Boxster 986 S	2:15.383	8	9	0.537	0.537	78.94
3	6	Mike Thompson	Boxster 986 S	2:15.599	5	9	0.753	0.216	78.82
4	46*	Matt GOUGH	Boxster 986 S	2:15.954	8	9	1.108	0.355	78.61
5	27	Barrington DARCY	Boxster 986 S	2:15.971	7	9	1.125	0.017	78.60
6	17	Darren KING	Boxster 986 S	2:16.130	5	9	1.284	0.159	78.51
7	36*	William CURTLER	Boxster 986 S	2:16.325	7	9	1.479	0.195	78.40
8	72*	Mike CURTLER	Boxster 986 S	2:16.611	6	9	1.765	0.286	78.23
9	20*	Faye NOBLE-EVANS	Boxster 986 S	2:16.801	7	9	1.955	0.190	78.12
10	96*	Charlie DYE	Boxster 986 S	2:16.814	5	8	1.968	0.013	78.12
11	11*	Ryan CHARTERS	Boxster 986 S	2:17.447	7	9	2.601	0.633	77.76
12	68	Martin MASON	Boxster 986 S	2:19.522	7	8	4.676	2.075	76.60
13	99*	Graham HEARD	Boxster 986 S	2:19.579	7	9	4.733	0.057	76.57
14	90	Sarah THOMSON	Boxster 986 S	2:19.989	6	8	5.143	0.410	76.34
15	25	Craig HORVATH	Boxster 986 S	2:20.286	8	9	5.440	0.297	76.18
16	51	Stuart WARNER	Boxster 986 S	2:21.043	6	7	6.197	0.757	75.77
17	38	Eric BRIDGES	Boxster 986 S	2:24.082	8	8	9.236	3.039	74.18
18	64	David HUSSEY	Boxster 986 S	2:25.666	5	7	10.820	1.584	73.37
19	61	Nick LAWRENCE	Boxster 986 S	2:26.242	6	8	11.396	0.576	73.08
20	24	Sarah WOOD	Boxster 986 S	2:29.443	8	8	14.597	3.201	71.51
DQ	53	Wayne GREGORY	Boxster 986 S						
DQ	60	Anthony LEVY	Boxster 986 S						
DQ	81	Perry DARLING	Boxster 986 S						

Comments:

- * Car 60 - please fit a working transponder for your next session
- * Car 96 - transponder stopped working/intermittent. please check positioning
- * Car 60 - disqualified from qualifying for failure to comply with black flag signals Q12.24.3 (m)
- * Car 81 - disqualified from qualification for being underweight
- * Car 53 - disqualified from qualification for breach of parc ferme regulations CR8.3.3
- No. 20, 36, 44, 46, 99 - 1 Lap time disallowed; exceeding track limits.
- No. 11, 72 - 2 Lap times disallowed; exceeding track limits.

Weather / Track : Cloudy / Dry

Date: 06/10/2024 Start: 09:25 Finish: 09:45
Snetterton 300: 2.9689 miles

These results are provisional until the conclusion of any judicial and technical matters.

Clerk Of Course: Andy Stevens	Stewards:	Timekeeper: Rob Cook	
-------------------------------	-----------	----------------------	---

2024 Woods Foodservice Boxster Cup

QUALIFYING - RACE 9 - CLASSIFICATION - AMENDED 2

POS	NO	NAME	ENTRY	TIME	ON	LAPS	GAP	DIFF	MPH
1	44*	Scott EVANS	Boxster 986 S	2:14.846	6	9			79.26
2	86	Ben GREWCOCK	Boxster 986 S	2:15.383	8	9	0.537	0.537	78.94
3	6	Mike Thompson	Boxster 986 S	2:15.599	5	9	0.753	0.216	78.82
4	46*	Matt GOUGH	Boxster 986 S	2:15.954	8	9	1.108	0.355	78.61
5	27	Barrington DARCY	Boxster 986 S	2:15.971	7	9	1.125	0.017	78.60
6	17	Darren KING	Boxster 986 S	2:16.130	5	9	1.284	0.159	78.51
7	36*	William CURTLER	Boxster 986 S	2:16.325	7	9	1.479	0.195	78.40
8	72*	Mike CURTLER	Boxster 986 S	2:16.611	6	9	1.765	0.286	78.23
9	20*	Faye NOBLE-EVANS	Boxster 986 S	2:16.801	7	9	1.955	0.190	78.12
10	96*	Charlie DYE	Boxster 986 S	2:16.814	5	8	1.968	0.013	78.12
11	11*	Ryan CHARTERS	Boxster 986 S	2:17.447	7	9	2.601	0.633	77.76
12	68	Martin MASON	Boxster 986 S	2:19.522	7	8	4.676	2.075	76.60
13	99*	Graham HEARD	Boxster 986 S	2:19.579	7	9	4.733	0.057	76.57
14	90	Sarah THOMSON	Boxster 986 S	2:19.989	6	8	5.143	0.410	76.34
15	25	Craig HORVATH	Boxster 986 S	2:20.286	8	9	5.440	0.297	76.18
16	51	Stuart WARNER	Boxster 986 S	2:21.043	6	7	6.197	0.757	75.77
17	38	Eric BRIDGES	Boxster 986 S	2:24.082	8	8	9.236	3.039	74.18
18	64	David HUSSEY	Boxster 986 S	2:25.666	5	7	10.820	1.584	73.37
19	61	Nick LAWRENCE	Boxster 986 S	2:26.242	6	8	11.396	0.576	73.08
20	24	Sarah WOOD	Boxster 986 S	2:29.443	8	8	14.597	3.201	71.51
DQ	53	Wayne GREGORY	Boxster 986 S						
DQ	60	Anthony LEVY	Boxster 986 S						
DQ	81	Perry DARLING	Boxster 986 S						

Comments:

- * Car 60 - please fit a working transponder for your next session
- * Car 96 - transponder stopped working/intermittent. please check positioning
- * Car 60 - disqualified from qualifying for failure to comply with black flag signals Q12.24.3 (m)
- * Car 81 - disqualified from qualification for being underweight
- * Car 53 - disqualified from qualification for breach of parc ferme regulations CR8.3.3
- No. 20, 36, 44, 46, 99 - 1 Lap time disallowed; exceeding track limits.
- No. 11, 72 - 2 Lap times disallowed; exceeding track limits.

Weather / Track : Cloudy / Dry

Date: 06/10/2024 Start: 09:25 Finish: 09:45
Snetterton 300: 2.9689 miles

These results are provisional until the conclusion of any judicial and technical matters.

Clerk Of Course: Andy Stevens	Stewards:	Timekeeper: Rob Cook	
-------------------------------	-----------	----------------------	---

2024 Woods Foodservice Boxster Cup

QUALIFYING - RACE 14 - 2ND FASTEST CLASSIFICATION - AMENDED

POS	NO	NAME	ENTRY	TIME	ON	LAPS	GAP	DIFF	MPH
1	81	Perry DARLING	Boxster 986 S	2:14.960	5	8			79.19
2	53	Wayne GREGORY	Boxster 986 S	2:15.384	4	8	0.424	0.424	78.94
3	44*	Scott EVANS	Boxster 986 S	2:15.466	4	9	0.506	0.082	78.89
4	86	Ben GREWCOCK	Boxster 986 S	2:15.939	7	9	0.979	0.473	78.62
5	17	Darren KING	Boxster 986 S	2:16.187	3	9	1.227	0.248	78.48
6	46*	Matt GOUGH	Boxster 986 S	2:16.268	9	9	1.308	0.081	78.43
7	6	Mike Thompson	Boxster 986 S	2:16.343	4	9	1.383	0.075	78.39
8	36*	William CURTLER	Boxster 986 S	2:16.521	5	9	1.561	0.178	78.28
9	27	Barrington DARCY	Boxster 986 S	2:16.596	6	9	1.636	0.075	78.24
10	72*	Mike CURTLER	Boxster 986 S	2:16.715	7	9	1.755	0.119	78.17
11	20*	Faye NOBLE-EVANS	Boxster 986 S	2:17.088	8	9	2.128	0.373	77.96
12	96*	Charlie DYE	Boxster 986 S	2:17.170	8	8	2.210	0.082	77.91
13	11*	Ryan CHARTERS	Boxster 986 S	2:17.672	4	9	2.712	0.502	77.63
14	99*	Graham HEARD	Boxster 986 S	2:19.707	4	9	4.747	2.035	76.50
15	90	Sarah THOMSON	Boxster 986 S	2:20.857	5	8	5.897	1.150	75.87
16	25	Craig HORVATH	Boxster 986 S	2:21.115	2	9	6.155	0.258	75.74
17	68	Martin MASON	Boxster 986 S	2:21.381	8	8	6.421	0.266	75.59
18	51	Stuart WARNER	Boxster 986 S	2:21.825	7	7	6.865	0.444	75.36
19	38	Eric BRIDGES	Boxster 986 S	2:24.594	7	8	9.634	2.769	73.91
20	64	David HUSSEY	Boxster 986 S	2:26.485	4	7	11.525	1.891	72.96
21	61	Nick LAWRENCE	Boxster 986 S	2:26.654	8	8	11.694	0.169	72.87
22	24	Sarah WOOD	Boxster 986 S	2:30.131	7	8	15.171	3.477	71.19
DQ	60*	Anthony LEVY	Boxster 986 S						

Comments:

- * Car 60 - please fit a working transponder for your next session
- * Car 96 - transponder stopped working/intermittent. please check positioning
- * Car 60 - disqualified from qualifying for failure to comply with black flag signals Q12.24.3 (m)
- No. 20, 36, 44, 46, 99 - 1 Lap time disallowed; exceeding track limits.
- No. 11, 72 - 2 Lap times disallowed; exceeding track limits.

Weather / Track : Cloudy / Dry

Date: 06/10/2024 Start: 09:25 Finish: 09:45
Snetterton 300: 2.9689 miles

These results are provisional until the conclusion of any judicial and technical matters.

Clerk Of Course: Andy Stevens	Stewards:	Timekeeper: Rob Cook	
-------------------------------	-----------	----------------------	---

2024 Woods Foodservice Boxster Cup

QUALIFYING - RACE 14 - 2ND FASTEST CLASSIFICATION - AMENDED 2

POS	NO	NAME	ENTRY	TIME	ON	LAPS	GAP	DIFF	MPH
1	44*	Scott EVANS	Boxster 986 S	2:15.466	4	9			78.89
2	86	Ben GREWCOCK	Boxster 986 S	2:15.939	7	9	0.473	0.473	78.62
3	17	Darren KING	Boxster 986 S	2:16.187	3	9	0.721	0.248	78.48
4	46*	Matt GOUGH	Boxster 986 S	2:16.268	9	9	0.802	0.081	78.43
5	6	Mike Thompson	Boxster 986 S	2:16.343	4	9	0.877	0.075	78.39
6	36*	William CURTLER	Boxster 986 S	2:16.521	5	9	1.055	0.178	78.28
7	27	Barrington DARCY	Boxster 986 S	2:16.596	6	9	1.130	0.075	78.24
8	72*	Mike CURTLER	Boxster 986 S	2:16.715	7	9	1.249	0.119	78.17
9	20*	Faye NOBLE-EVANS	Boxster 986 S	2:17.088	8	9	1.622	0.373	77.96
10	96*	Charlie DYE	Boxster 986 S	2:17.170	8	8	1.704	0.082	77.91
11	11*	Ryan CHARTERS	Boxster 986 S	2:17.672	4	9	2.206	0.502	77.63
12	99*	Graham HEARD	Boxster 986 S	2:19.707	4	9	4.241	2.035	76.50
13	90	Sarah THOMSON	Boxster 986 S	2:20.857	5	8	5.391	1.150	75.87
14	25	Craig HORVATH	Boxster 986 S	2:21.115	2	9	5.649	0.258	75.74
15	68	Martin MASON	Boxster 986 S	2:21.381	8	8	5.915	0.266	75.59
16	51	Stuart WARNER	Boxster 986 S	2:21.825	7	7	6.359	0.444	75.36
17	38	Eric BRIDGES	Boxster 986 S	2:24.594	7	8	9.128	2.769	73.91
18	64	David HUSSEY	Boxster 986 S	2:26.485	4	7	11.019	1.891	72.96
19	61	Nick LAWRENCE	Boxster 986 S	2:26.654	8	8	11.188	0.169	72.87
20	24	Sarah WOOD	Boxster 986 S	2:30.131	7	8	14.665	3.477	71.19
DQ	81	Perry DARLING	Boxster 986 S						
DQ	53	Wayne GREGORY	Boxster 986 S						
DQ	60	Anthony LEVY	Boxster 986 S						

Comments:

- * Car 60 - please fit a working transponder for your next session
- * Car 96 - transponder stopped working/intermittent. please check positioning
- * Car 60 - disqualified from qualifying for failure to comply with black flag signals Q12.24.3 (m)
- * Car 81 - disqualified from qualification for being underweight
- * Car 53 - disqualified from qualification for breach of parc ferme regulations CR8.3.3
- No. 20, 36, 44, 46, 99 - 1 Lap time disallowed; exceeding track limits.
- No. 11, 72 - 2 Lap times disallowed; exceeding track limits.

Weather / Track : Cloudy / Dry

Date: 06/10/2024 Start: 09:25 Finish: 09:45
Snetterton 300: 2.9689 miles

These results are provisional until the conclusion of any judicial and technical matters.

Clerk Of Course: Andy Stevens	Stewards:	Timekeeper: Rob Cook	
-------------------------------	-----------	----------------------	---

2024 Woods Foodservice Boxster Cup

QUALIFYING - RACE 9 - CLASSIFICATION

POS	NO	NAME	ENTRY	TIME	ON	LAPS	GAP	DIFF	MPH
1	81	Perry DARLING	Boxster 986 S	2:14.183	6	8			79.65
2	53	Wayne GREGORY	Boxster 986 S	2:14.771	7	8	0.588	0.588	79.30
3	44*	Scott EVANS	Boxster 986 S	2:14.846	6	9	0.663	0.075	79.26
4	86	Ben GREWCOCK	Boxster 986 S	2:15.383	8	9	1.200	0.537	78.94
5	6	Mike Thompson	Boxster 986 S	2:15.599	5	9	1.416	0.216	78.82
6	46*	Matt GOUGH	Boxster 986 S	2:15.954	8	9	1.771	0.355	78.61
7	27	Barrington DARCY	Boxster 986 S	2:15.971	7	9	1.788	0.017	78.60
8	17	Darren KING	Boxster 986 S	2:16.130	5	9	1.947	0.159	78.51
9	36*	William CURTLER	Boxster 986 S	2:16.325	7	9	2.142	0.195	78.40
10	72*	Mike CURTLER	Boxster 986 S	2:16.611	6	9	2.428	0.286	78.23
11	20*	Faye NOBLE-EVANS	Boxster 986 S	2:16.801	7	9	2.618	0.190	78.12
12	96*	Charlie DYE	Boxster 986 S	2:16.814	5	8	2.631	0.013	78.12
13	11*	Ryan CHARTERS	Boxster 986 S	2:17.447	7	9	3.264	0.633	77.76
14	60	Anthony LEVY	Boxster 986 S	2:18.073	6	7	3.890	0.626	77.40
15	68	Martin MASON	Boxster 986 S	2:19.522	7	8	5.339	1.449	76.60
16	99*	Graham HEARD	Boxster 986 S	2:19.579	7	9	5.396	0.057	76.57
17	90	Sarah THOMSON	Boxster 986 S	2:19.989	6	8	5.806	0.410	76.34
18	25	Craig HORVATH	Boxster 986 S	2:20.286	8	9	6.103	0.297	76.18
19	51	Stuart WARNER	Boxster 986 S	2:21.043	6	7	6.860	0.757	75.77
20	38	Eric BRIDGES	Boxster 986 S	2:24.082	8	8	9.899	3.039	74.18
21	64	David HUSSEY	Boxster 986 S	2:25.666	5	7	11.483	1.584	73.37
22	61	Nick LAWRENCE	Boxster 986 S	2:26.242	6	8	12.059	0.576	73.08
23	24	Sarah WOOD	Boxster 986 S	2:29.443	8	8	15.260	3.201	71.51

Comments:

* Car 60 - please fit a working transponder for your next session
 * Car 96 - transponder stopped working/intermittent. please check positioning
 No. 20, 36, 44, 46, 99 - 1 Lap time disallowed; exceeding track limits.
 No. 11, 72 - 2 Lap times disallowed; exceeding track limits.

Weather / Track : Cloudy / Dry

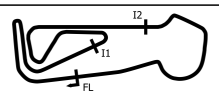
These results are provisional until the conclusion of any judicial and technical matters.

Date: 06/10/2024 Start: 09:25 Finish: 09:45
 Snetterton 300: 2.9689 miles

Clerk Of Course: Andy Stevens

Stewards:

Timekeeper: Rob Cook



2024 Woods Foodservice Boxster Cup

QUALIFYING - RACE 14 - 2ND FASTEST CLASSIFICATION

POS	NO	NAME	ENTRY	TIME	ON	LAPS	GAP	DIFF	MPH
1	81	Perry DARLING	Boxster 986 S	2:14.960	5	8			79.19
2	53	Wayne GREGORY	Boxster 986 S	2:15.384	4	8	0.424	0.424	78.94
3	44*	Scott EVANS	Boxster 986 S	2:15.466	4	9	0.506	0.082	78.89
4	86	Ben GREWCOCK	Boxster 986 S	2:15.939	7	9	0.979	0.473	78.62
5	17	Darren KING	Boxster 986 S	2:16.187	3	9	1.227	0.248	78.48
6	46*	Matt GOUGH	Boxster 986 S	2:16.268	9	9	1.308	0.081	78.43
7	6	Mike Thompson	Boxster 986 S	2:16.343	4	9	1.383	0.075	78.39
8	36*	William CURTLER	Boxster 986 S	2:16.521	5	9	1.561	0.178	78.28
9	27	Barrington DARCY	Boxster 986 S	2:16.596	6	9	1.636	0.075	78.24
10	72*	Mike CURTLER	Boxster 986 S	2:16.715	7	9	1.755	0.119	78.17
11	20*	Faye NOBLE-EVANS	Boxster 986 S	2:17.088	8	9	2.128	0.373	77.96
12	96*	Charlie DYE	Boxster 986 S	2:17.170	8	8	2.210	0.082	77.91
13	11*	Ryan CHARTERS	Boxster 986 S	2:17.672	4	9	2.712	0.502	77.63
14	60	Anthony LEVY	Boxster 986 S	2:18.327	4	7	3.367	0.655	77.26
15	99*	Graham HEARD	Boxster 986 S	2:19.707	4	9	4.747	1.380	76.50
16	90	Sarah THOMSON	Boxster 986 S	2:20.857	5	8	5.897	1.150	75.87
17	25	Craig HORVATH	Boxster 986 S	2:21.115	2	9	6.155	0.258	75.74
18	68	Martin MASON	Boxster 986 S	2:21.381	8	8	6.421	0.266	75.59
19	51	Stuart WARNER	Boxster 986 S	2:21.825	7	7	6.865	0.444	75.36
20	38	Eric BRIDGES	Boxster 986 S	2:24.594	7	8	9.634	2.769	73.91
21	64	David HUSSEY	Boxster 986 S	2:26.485	4	7	11.525	1.891	72.96
22	61	Nick LAWRENCE	Boxster 986 S	2:26.654	8	8	11.694	0.169	72.87
23	24	Sarah WOOD	Boxster 986 S	2:30.131	7	8	15.171	3.477	71.19

Comments:

* Car 60 - please fit a working transponder for your next session
 * Car 96 - transponder stopped working/intermittent. please check positioning
 No. 20, 36, 44, 46, 99 - 1 Lap time disallowed; exceeding track limits.
 No. 11, 72 - 2 Lap times disallowed; exceeding track limits.

Weather / Track : Cloudy / Dry

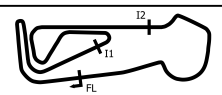
Date: 06/10/2024 Start: 09:25 Finish: 09:45
 Snetterton 300: 2.9689 miles

These results are provisional until the conclusion of any judicial and technical matters.

Clerk Of Course: Andy Stevens

Stewards:

Timekeeper: Rob Cook



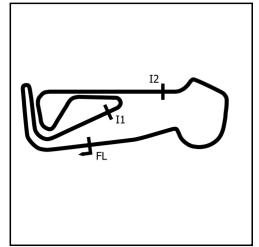
2024 Woods Foodservice Boxster Cup

QUALIFYING - RACE 9 - BEST SECTORS

SECTOR 1			SECTOR 2			SECTOR 3			IDEAL / BEST COMPARISON						
POS	NO	NAME	TIME	NO	NAME	TIME	NO	NAME	TIME	POS	NO	NAME	IDEAL	BEST	DIFF
												PERFECT LAP	2:13.899		
1	6	Thompson	41.943	81	DARLING	47.376	81	DARLING	44.580	1	81	DARLING	2:14.183	2:14.183	0.000
2	44	EVANS	42.033	53	GREGORY	47.669	44	EVANS	44.773	2	44	EVANS	2:14.544	2:14.846	0.302
3	81	DARLING	42.227	44	EVANS	47.738	53	GREGORY	44.853	3	53	GREGORY	2:14.771	2:14.771	0.000
4	53	GREGORY	42.249	86	GREWCOCK	47.756	86	GREWCOCK	45.071	4	6	Thompson	2:15.087	2:15.599	0.512
5	27	DARCY	42.330	96	DYE	47.757	27	DARCY	45.079	5	86	GREWCOCK	2:15.205	2:15.383	0.178
6	86	GREWCOCK	42.378	6	Thompson	47.831	17	KING	45.259	6	27	DARCY	2:15.516	2:15.971	0.455
7	46	GOUGH	42.380	46	GOUGH	47.867	6	Thompson	45.313	7	17	KING	2:15.632	2:16.130	0.498
8	17	KING	42.460	17	KING	47.913	36	CURTTLER	45.406	8	46	GOUGH	2:15.682	2:15.954	0.272
9	36	CURTTLER	42.663	11	CHARTERS	47.953	46	GOUGH	45.435	9	36	CURTTLER	2:16.053	2:16.325	0.272
10	96	DYE	42.734	36	CURTTLER	47.984	72	CURTTLER	45.447	10	96	DYE	2:16.094	2:16.814	0.720
11	60	LEVY	42.737	72	CURTTLER	48.006	20	NOBLE-EVANS	45.462	11	72	CURTTLER	2:16.347	2:16.611	0.264
12	20	NOBLE-EVANS	42.838	20	NOBLE-EVANS	48.073	96	DYE	45.603	12	20	NOBLE-EVANS	2:16.373	2:16.801	0.428
13	72	CURTTLER	42.894	27	DARCY	48.107	11	CHARTERS	45.698	13	11	CHARTERS	2:16.745	2:17.447	0.702
14	11	CHARTERS	43.094	99	HEARD	48.237	60	LEVY	46.162	14	60	LEVY	2:17.413	2:18.073	0.660
15	68	MASON	43.521	60	LEVY	48.514	99	HEARD	46.247	15	99	HEARD	2:18.296	2:19.579	1.283
16	90	THOMSON	43.755	25	HORVATH	49.122	68	MASON	46.562	16	68	MASON	2:19.372	2:19.522	0.150
17	25	HORVATH	43.776	68	MASON	49.289	90	THOMSON	46.913	17	90	THOMSON	2:19.989	2:19.989	0.000
18	99	HEARD	43.812	90	THOMSON	49.321	51	WARNER	47.138	18	25	HORVATH	2:20.149	2:20.286	0.137
19	51	WARNER	43.963	51	WARNER	49.565	25	HORVATH	47.251	19	51	WARNER	2:20.666	2:21.043	0.377
20	38	BRIDGES	45.552	38	BRIDGES	49.974	38	BRIDGES	48.470	20	38	BRIDGES	2:23.996	2:24.082	0.086
21	64	HUSSEY	45.815	61	LAWRENCE	50.640	61	LAWRENCE	48.532	21	61	LAWRENCE	2:25.039	2:26.242	1.203
22	61	LAWRENCE	45.867	64	HUSSEY	50.995	64	HUSSEY	48.705	22	64	HUSSEY	2:25.515	2:25.666	0.151
23	24	WOOD	47.001	24	WOOD	51.734	24	WOOD	50.290	23	24	WOOD	2:29.025	2:29.443	0.418

2024 Woods Foodservice Boxster Cup

QUALIFYING - RACE 9 - SECTOR ANALYSIS



SECTOR 1 = FL to I1, SECTOR 2 = I1 to I2, SECTOR 3 = I2 to FL, DIFF = Difference To Personal Best Lap, P = Crossed Finish Line in Pit Lane, D = Time Disallowed

P1 81		Perry DARNING		Boxster 986 S			
IDEAL LAP TIME : 2:14.183		BEST LAP TIME : 2:14.183		DIFFERENCE : 0.000			
LAP	SECTOR 1	SECTOR 2	SECTOR 3	LAP TIME	MPH	DIFF	TIME OF DAY
1 -	OUTLAP	50.867	47.509	2:28.976	71.74	14.793	09:28:20.362
2 -	43.383	48.466	49.036	2:20.885	75.86	6.702	09:30:41.247
3 -	43.056	48.082	46.567	2:17.705 (3)	77.61	3.522	09:32:58.952
4 -	46.405	48.342	44.960	2:19.707	76.50	5.524	09:35:18.659
5 -	42.436	47.609	44.915	2:14.960 (2)	79.19	0.777	09:37:33.619
6 -	42.227	47.376	44.580	2:14.183 (1)	79.65		09:39:47.802
7 -	42.417	47.849	IN PIT	3:16.596 P	54.36	1:02.413	09:43:04.398
8 -	OUTLAP	48.319	49.115	2:27.372	72.52	13.189	09:45:31.770

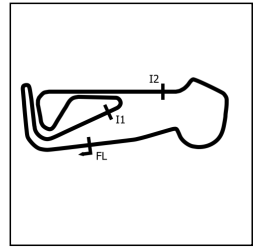
P2 53		Wayne GREGORY		Boxster 986 S			
IDEAL LAP TIME : 2:14.771		BEST LAP TIME : 2:14.771		DIFFERENCE : 0.000			
LAP	SECTOR 1	SECTOR 2	SECTOR 3	LAP TIME	MPH	DIFF	TIME OF DAY
1 -	OUTLAP	50.566	46.857	2:27.375	72.52	12.604	09:28:11.706
2 -	42.901	48.311	45.586	2:16.798	78.13	2.027	09:30:28.504
3 -	42.388	48.078	45.271	2:15.737 (3)	78.74	0.966	09:32:44.241
4 -	42.278	47.839	45.267	2:15.384 (2)	78.94	0.613	09:34:59.625
5 -	42.611	48.325	45.587	2:16.523	78.28	1.752	09:37:16.148
6 -	42.409	48.246	46.142	2:16.797	78.13	2.026	09:39:32.945
7 -	42.249	47.669	44.853	2:14.771 (1)	79.30		09:41:47.716
8 -	42.467	49.571	45.609	2:17.647	77.64	2.876	09:44:05.363

P3 44		Scott EVANS		Boxster 986 S			
IDEAL LAP TIME : 2:14.544		BEST LAP TIME : 2:14.846		DIFFERENCE : 0.302			
LAP	SECTOR 1	SECTOR 2	SECTOR 3	LAP TIME	MPH	DIFF	TIME OF DAY
1 -	OUTLAP	51.263	47.894	2:29.166	71.65	14.320	09:28:19.356
2 -	43.155	48.643	54.927	2:26.725	72.84	11.879	09:30:46.081
3 -	43.541	48.421	46.062	2:18.024	77.43	3.178	09:33:04.105
4 -	42.700	47.927	44.839	2:15.466 (2)	78.89	0.620	09:35:19.571
5 -	43.765	48.405	45.415	2:17.585	77.68	2.739	09:37:37.156
6 -	42.335	47.738	44.773	2:14.846 (1)	79.26		09:39:52.002
7 -	42.419	48.092	44.966	2:15.477 (3)	78.89	0.631	09:42:07.479
8 -	42.033	47.991	45.716	2:15.740	78.73	0.894	09:44:23.219
9 -	42.512	47.766	45.725	2:16.003 D	78.58	1.157	09:46:39.222

P4 86		Ben GREWCOCK		Boxster 986 S			
IDEAL LAP TIME : 2:15.205		BEST LAP TIME : 2:15.383		DIFFERENCE : 0.178			
LAP	SECTOR 1	SECTOR 2	SECTOR 3	LAP TIME	MPH	DIFF	TIME OF DAY
1 -	OUTLAP	52.986	49.884	2:33.107	69.80	17.724	09:28:41.269
2 -	44.827	48.931	46.511	2:20.269	76.19	4.886	09:31:01.538
3 -	44.344	48.909	46.090	2:19.343	76.70	3.960	09:33:20.881
4 -	42.976	49.225	45.766	2:17.967	77.46	2.584	09:35:38.848
5 -	42.861	48.106	45.639	2:16.606	78.24	1.223	09:37:55.454
6 -	43.002	48.208	45.556	2:16.766	78.14	1.383	09:40:12.220
7 -	42.615	48.253	45.071	2:15.939 (2)	78.62	0.556	09:42:28.159
8 -	42.378	47.756	45.249	2:15.383 (1)	78.94		09:44:43.542
9 -	42.379	47.770	46.327	2:16.476 (3)	78.31	1.093	09:47:00.018

2024 Woods Foodservice Boxster Cup

QUALIFYING - RACE 9 - SECTOR ANALYSIS



SECTOR 1 = FL to I1, SECTOR 2 = I1 to I2, SECTOR 3 = I2 to FL, DIFF = Difference To Personal Best Lap, P = Crossed Finish Line in Pit Lane, D = Time Disallowed

P5 6		Mike Thompson		Boxster 986 S			
IDEAL LAP TIME : 2:15.087		BEST LAP TIME : 2:15.599		DIFFERENCE : 0.512			
LAP	SECTOR 1	SECTOR 2	SECTOR 3	LAP TIME	MPH	DIFF	TIME OF DAY
1 -	OUTLAP	50.703	47.457	2:28.738	71.85	13.139	09:28:16.689
2 -	43.252	48.850	45.638	2:17.740	77.59	2.141	09:30:34.429
3 -	42.484	48.315	45.568	2:16.367 (3)	78.37	0.768	09:32:50.796
4 -	42.330	48.527	45.486	2:16.343 (2)	78.39	0.744	09:35:07.139
5 -	42.156	48.130	45.313	2:15.599 (1)	78.82		09:37:22.738
6 -	41.943	48.020	46.455	2:16.418	78.34	0.819	09:39:39.156
7 -	42.808	48.491	45.950	2:17.249	77.87	1.650	09:41:56.405
8 -	43.758	47.831	45.681	2:17.270	77.86	1.671	09:44:13.675
9 -	42.295	48.556	45.752	2:16.603	78.24	1.004	09:46:30.278

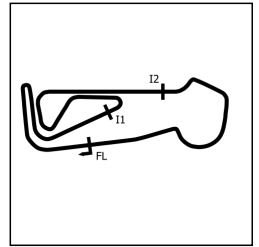
P6 46		Matt GOUGH		Boxster 986 S			
IDEAL LAP TIME : 2:15.682		BEST LAP TIME : 2:15.954		DIFFERENCE : 0.272			
LAP	SECTOR 1	SECTOR 2	SECTOR 3	LAP TIME	MPH	DIFF	TIME OF DAY
1 -	OUTLAP	53.117	52.483	2:38.943	67.24	22.989	09:28:50.750
2 -	45.210	49.158	47.005	2:21.373	75.60	5.419	09:31:12.123
3 -	43.904	48.456	47.509	2:19.869	76.41	3.915	09:33:31.992
4 -	43.086	48.137	46.266	2:17.489	77.73	1.535	09:35:49.481
5 -	42.609	48.049	45.594	2:16.252 D	78.44	0.298	09:38:05.733
6 -	42.652	48.546	46.905	2:18.103	77.39	2.149	09:40:23.836
7 -	42.752	47.867	46.458	2:17.077 (3)	77.97	1.123	09:42:40.913
8 -	42.399	48.120	45.435	2:15.954 (1)	78.61		09:44:56.867
9 -	42.380	47.914	45.974	2:16.268 (2)	78.43	0.314	09:47:13.135

P7 27		Barrington DARCY		Boxster 986 S			
IDEAL LAP TIME : 2:15.516		BEST LAP TIME : 2:15.971		DIFFERENCE : 0.455			
LAP	SECTOR 1	SECTOR 2	SECTOR 3	LAP TIME	MPH	DIFF	TIME OF DAY
1 -	OUTLAP	54.628	48.253	2:34.219	69.30	18.248	09:28:32.986
2 -	44.535	49.731	46.911	2:21.177	75.70	5.206	09:30:54.163
3 -	43.989	48.915	46.636	2:19.540	76.59	3.569	09:33:13.703
4 -	43.568	52.400	47.912	2:23.880	74.28	7.909	09:35:37.583
5 -	43.157	48.440	45.692	2:17.289	77.85	1.318	09:37:54.872
6 -	42.811	48.389	45.396	2:16.596 (2)	78.24	0.625	09:40:11.468
7 -	42.570	48.322	45.079	2:15.971 (1)	78.60		09:42:27.439
8 -	42.330	48.276	46.359	2:16.965	78.03	0.994	09:44:44.404
9 -	42.855	48.107	45.989	2:16.951 (3)	78.04	0.980	09:47:01.355

P8 17		Darren KING		Boxster 986 S			
IDEAL LAP TIME : 2:15.632		BEST LAP TIME : 2:16.130		DIFFERENCE : 0.498			
LAP	SECTOR 1	SECTOR 2	SECTOR 3	LAP TIME	MPH	DIFF	TIME OF DAY
1 -	OUTLAP	51.067	46.850	2:28.883	71.78	12.753	09:28:15.867
2 -	43.188	48.279	45.732	2:17.199	77.90	1.069	09:30:33.066
3 -	42.460	47.913	45.814	2:16.187 (2)	78.48	0.057	09:32:49.253
4 -	42.694	48.023	45.523	2:16.240 (3)	78.45	0.110	09:35:05.493
5 -	42.645	47.974	45.511	2:16.130 (1)	78.51		09:37:21.623
6 -	42.630	48.242	46.363	2:17.235	77.88	1.105	09:39:38.858
7 -	44.533	48.748	45.440	2:18.721	77.04	2.591	09:41:57.579
8 -	43.319	48.158	45.259	2:16.736	78.16	0.606	09:44:14.315
9 -	42.822	49.790	46.957	2:19.569	76.57	3.439	09:46:33.884

2024 Woods Foodservice Boxster Cup

QUALIFYING - RACE 9 - SECTOR ANALYSIS



SECTOR 1 = FL to I1, SECTOR 2 = I1 to I2, SECTOR 3 = I2 to FL, DIFF = Difference To Personal Best Lap, P = Crossed Finish Line in Pit Lane, D = Time Disallowed

P9 36		William CURTLER		Boxster 986 S			
IDEAL LAP TIME : 2:16.053		BEST LAP TIME : 2:16.325		DIFFERENCE : 0.272			
LAP	SECTOR 1	SECTOR 2	SECTOR 3	LAP TIME	MPH	DIFF	TIME OF DAY
1 -	OUTLAP	55.030	50.297	2:34.515	69.17	18.190	09:28:36.007
2 -	43.716	48.828	47.367	2:19.911	76.39	3.586	09:30:55.918
3 -	43.825	48.891	45.762	2:18.478	77.18	2.153	09:33:14.396
4 -	43.029	48.871	45.934	2:17.834	77.54	1.509	09:35:32.230
5 -	43.131	47.984	45.406	2:16.521 (2)	78.28	0.196	09:37:48.751
6 -	43.324	48.303	45.568	2:17.195 D	77.90	0.870	09:40:05.946
7 -	42.685	48.011	45.629	2:16.325 (1)	78.40		09:42:22.271
8 -	42.663	48.042	46.097	2:16.802 (3)	78.12	0.477	09:44:39.073
9 -	43.783	48.977	45.658	2:18.418	77.21	2.093	09:46:57.491

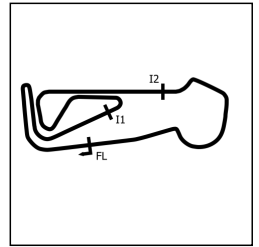
P10 72		Mike CURTLER		Boxster 986 S			
IDEAL LAP TIME : 2:16.347		BEST LAP TIME : 2:16.611		DIFFERENCE : 0.264			
LAP	SECTOR 1	SECTOR 2	SECTOR 3	LAP TIME	MPH	DIFF	TIME OF DAY
1 -	OUTLAP	56.471	52.472	2:38.901	67.26	22.290	09:28:42.568
2 -	44.085	49.009	46.440	2:19.534 D	76.59	2.923	09:31:02.102
3 -	44.716	49.695	46.120	2:20.534 D	76.05	3.920	09:33:22.633
4 -	43.368	48.756	46.846	2:18.970	76.90	2.359	09:35:41.603
5 -	43.257	48.516	45.688	2:17.461 (3)	77.75	0.850	09:37:59.064
6 -	43.095	48.006	45.510	2:16.611 (1)	78.23		09:40:15.675
7 -	42.894	48.374	45.447	2:16.715 (2)	78.17	0.104	09:42:32.390
8 -	43.758	48.332	45.763	2:17.853	77.53	1.242	09:44:50.243
9 -	43.624	48.315	46.473	2:18.412	77.21	1.801	09:47:08.655

P11 20		Faye NOBLE-EVANS		Boxster 986 S			
IDEAL LAP TIME : 2:16.373		BEST LAP TIME : 2:16.801		DIFFERENCE : 0.428			
LAP	SECTOR 1	SECTOR 2	SECTOR 3	LAP TIME	MPH	DIFF	TIME OF DAY
1 -	OUTLAP	52.093	48.696	2:32.285	70.18	15.484	09:28:26.630
2 -	45.724	50.133	49.621	2:25.478	73.46	8.677	09:30:52.108
3 -	44.505	49.874	46.631	2:21.010	75.79	4.209	09:33:13.118
4 -	43.519	49.497	47.071	2:20.087	76.29	3.286	09:35:33.205
5 -	43.131	48.535	45.795	2:17.461 D	77.75	0.660	09:37:50.666
6 -	42.876	48.832	45.874	2:17.582	77.68	0.781	09:40:08.248
7 -	42.918	48.192	45.691	2:16.801 (1)	78.12		09:42:25.049
8 -	42.838	48.788	45.462	2:17.088 (2)	77.96	0.287	09:44:42.137
9 -	42.857	48.073	46.385	2:17.315 (3)	77.83	0.514	09:46:59.452

P12 96		Charlie DYE		Boxster 986 S			
IDEAL LAP TIME : 2:16.094		BEST LAP TIME : 2:16.814		DIFFERENCE : 0.720			
LAP	SECTOR 1	SECTOR 2	SECTOR 3	LAP TIME	MPH	DIFF	TIME OF DAY
1 -	OUTLAP	52.322	48.118	2:30.502	71.01	13.688	09:29:23.504
2 -	44.068	49.728	47.803	2:21.599	75.48	4.785	09:31:45.103
3 -	44.198	49.208	46.310	2:19.716	76.49	2.902	09:34:04.819
4 -	42.975	48.993	45.902	2:17.870	77.52	1.056	09:36:22.689
5 -	42.734	48.477	45.603	2:16.814 (1)	78.12		09:38:39.503
6 -	49.560	47.757	47.048	2:24.365	74.03	7.551	09:41:03.868
7 -	42.991	48.493	46.343	2:17.827 (3)	77.54	1.013	09:43:21.695
8 -	42.902	48.212	46.056	2:17.170 (2)	77.91	0.356	09:45:38.865

2024 Woods Foodservice Boxster Cup

QUALIFYING - RACE 9 - SECTOR ANALYSIS



SECTOR 1 = FL to I1, SECTOR 2 = I1 to I2, SECTOR 3 = I2 to FL, DIFF = Difference To Personal Best Lap, P = Crossed Finish Line in Pit Lane, D = Time Disallowed

P13 11		Ryan CHARTERS		Boxster 986 S			
IDEAL LAP TIME : 2:16.745		BEST LAP TIME : 2:17.447		DIFFERENCE : 0.702			
LAP	SECTOR 1	SECTOR 2	SECTOR 3	LAP TIME	MPH	DIFF	TIME OF DAY
1 -	OUTLAP	54.188	47.874	2:30.841	70.85	13.394	09:28:30.997
2 -	43.470	49.075	46.903	2:19.448	76.64	2.001	09:30:50.445
3 -	43.802	48.506	46.199	2:18.507	77.16	1.060	09:33:08.952
4 -	43.946	47.953	45.773	2:17.672 (2)	77.63	0.225	09:35:26.624
5 -	43.889	47.985	45.698	2:17.572 D	77.69	0.125	09:37:44.196
6 -	43.122	48.171	46.931	2:18.224 (3)	77.32	0.777	09:40:02.420
7 -	43.094	48.053	46.300	2:17.447 (1)	77.76		09:42:19.867
8 -	43.471	48.553	46.848	2:18.872	76.96	1.425	09:44:38.739
9 -	43.727	48.392	46.235	2:18.354 D	77.25	0.907	09:46:57.093

P14 60		Anthony LEVY		Boxster 986 S			
IDEAL LAP TIME : 2:17.413		BEST LAP TIME : 2:18.073		DIFFERENCE : 0.660			
LAP	SECTOR 1	SECTOR 2	SECTOR 3	LAP TIME	MPH	DIFF	TIME OF DAY
1 -	45.052	51.264	48.884	2:25.200	73.60	7.127	09:31:18.530
2 -	44.404	49.819	48.146	2:22.369	75.07	4.296	09:33:40.899
3 -	51.778	49.898	47.787	2:29.463	71.50	11.390	09:36:10.362
4 -	43.064	48.514	46.749	2:18.327 (2)	77.26	0.254	09:38:28.689
5 -	42.847	49.680	46.605	2:19.132 (3)	76.81	1.059	09:40:47.821
6 -	43.004	48.907	46.162	2:18.073 (1)	77.40		09:43:05.894
7 -	42.737	49.290	48.845	2:20.872	75.87	2.799	09:45:26.766

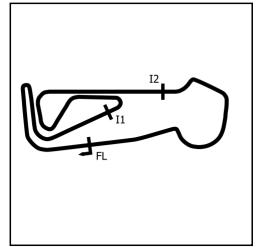
P15 68		Martin MASON		Boxster 986 S			
IDEAL LAP TIME : 2:19.372		BEST LAP TIME : 2:19.522		DIFFERENCE : 0.150			
LAP	SECTOR 1	SECTOR 2	SECTOR 3	LAP TIME	MPH	DIFF	TIME OF DAY
1 -	OUTLAP	55.868	51.370	2:46.262	64.28	26.740	09:29:00.528
2 -	44.604	50.028	48.457	2:23.089	74.69	3.567	09:31:23.617
3 -	44.465	50.552	47.995	2:23.012	74.73	3.490	09:33:46.629
4 -	52.538	52.203	49.163	2:33.904	69.44	14.382	09:36:20.533
5 -	43.794	49.330	48.277	2:21.401 (3)	75.58	1.879	09:38:41.934
6 -	43.825	51.964	55.032	2:30.821	70.86	11.299	09:41:12.755
7 -	43.671	49.289	46.562	2:19.522 (1)	76.60		09:43:32.277
8 -	43.521	49.354	48.506	2:21.381 (2)	75.59	1.859	09:45:53.658

P16 99		Graham HEARD		Boxster 986 S			
IDEAL LAP TIME : 2:18.296		BEST LAP TIME : 2:19.579		DIFFERENCE : 1.283			
LAP	SECTOR 1	SECTOR 2	SECTOR 3	LAP TIME	MPH	DIFF	TIME OF DAY
1 -	OUTLAP	51.056	47.406	2:29.560	71.46	9.981	09:28:18.342
2 -	43.899	49.653	46.673	2:20.225	76.22	0.646	09:30:38.567
3 -	44.289	49.205	46.896	2:20.390	76.13	0.811	09:32:58.957
4 -	44.382	48.656	46.669	2:19.707 (2)	76.50	0.128	09:35:18.664
5 -	43.876	49.644	46.247	2:19.767 (3)	76.47	0.188	09:37:38.431
6 -	44.007	49.163	47.138	2:20.308	76.17	0.729	09:39:58.739
7 -	43.912	48.237	47.430	2:19.579 (1)	76.57		09:42:18.318
8 -	43.812	48.977	46.994	2:19.783	76.46	0.204	09:44:38.101
9 -	44.158	50.007	46.634	2:20.799 D	75.91	1.220	09:46:58.900

P17 90		Sarah THOMSON		Boxster 986 S			
IDEAL LAP TIME : 2:19.989		BEST LAP TIME : 2:19.989		DIFFERENCE : 0.000			
LAP	SECTOR 1	SECTOR 2	SECTOR 3	LAP TIME	MPH	DIFF	TIME OF DAY
1 -	OUTLAP	53.677	49.947	2:35.742	68.62	15.753	09:28:28.192
2 -	44.919	51.557	49.175	2:25.651	73.38	5.662	09:30:53.843
3 -	45.793	51.741	47.886	2:25.420	73.49	5.431	09:33:19.263
4 -	44.022	50.865	48.440	2:23.327 (3)	74.57	3.338	09:35:42.590
5 -	43.974	49.457	47.426	2:20.857 (2)	75.87	0.868	09:38:03.447
6 -	43.755	49.321	46.913	2:19.989 (1)	76.34		09:40:23.436
7 -	44.789	49.717	IN PIT	2:56.624 P	60.51	36.635	09:43:20.060
8 -	OUTLAP	50.013	48.138	2:25.450	73.48	5.461	09:45:45.510

2024 Woods Foodservice Boxster Cup

QUALIFYING - RACE 9 - SECTOR ANALYSIS



SECTOR 1 = FL to I1, SECTOR 2 = I1 to I2, SECTOR 3 = I2 to FL, DIFF = Difference To Personal Best Lap, P = Crossed Finish Line in Pit Lane, D = Time Disallowed

P18 25		Craig HORVATH		Boxster 986 S			
IDEAL LAP TIME : 2:20.149		BEST LAP TIME : 2:20.286		DIFFERENCE : 0.137			
LAP	SECTOR 1	SECTOR 2	SECTOR 3	LAP TIME	MPH	DIFF	TIME OF DAY
1 -	OUTLAP	58.017	48.794	2:38.780	67.31	18.494	09:28:34.246
2 -	44.034	49.764	47.317	2:21.115 (2)	75.74	0.829	09:30:55.361
3 -	57.842	50.333	48.475	2:36.650	68.22	16.364	09:33:32.011
4 -	46.095	49.566	48.112	2:23.773	74.33	3.487	09:35:55.784
5 -	44.603	49.875	47.270	2:21.748	75.40	1.462	09:38:17.532
6 -	44.563	49.473	47.251	2:21.287 (3)	75.64	1.001	09:40:38.819
7 -	44.092	49.687	47.537	2:21.316	75.63	1.030	09:43:00.135
8 -	43.788	49.122	47.376	2:20.286 (1)	76.18		09:45:20.421
9 -	43.776	49.881	47.773	2:21.430	75.57	1.144	09:47:41.851

P19 51		Stuart WARNER		Boxster 986 S			
IDEAL LAP TIME : 2:20.666		BEST LAP TIME : 2:21.043		DIFFERENCE : 0.377			
LAP	SECTOR 1	SECTOR 2	SECTOR 3	LAP TIME	MPH	DIFF	TIME OF DAY
1 -	OUTLAP	55.746	51.167	2:41.035	66.37	19.992	09:28:38.705
2 -	45.132	49.833	47.644	2:22.609 (3)	74.94	1.566	09:31:01.314
3 -	46.874	50.225	48.722	2:25.821	73.29	4.778	09:33:27.135
4 -	49.776	50.353	48.394	2:28.523	71.96	7.480	09:35:55.658
5 -	45.868	50.215	49.163	2:25.246	73.58	4.203	09:38:20.904
6 -	44.340	49.565	47.138	2:21.043 (1)	75.77		09:40:41.947
7 -	44.385	49.598	47.842	2:21.825 (2)	75.36	0.782	09:43:03.772

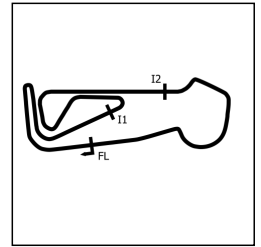
P20 38		Eric BRIDGES		Boxster 986 S			
IDEAL LAP TIME : 2:23.996		BEST LAP TIME : 2:24.082		DIFFERENCE : 0.086			
LAP	SECTOR 1	SECTOR 2	SECTOR 3	LAP TIME	MPH	DIFF	TIME OF DAY
1 -	OUTLAP	53.670	51.649	2:38.297	67.51	14.215	09:28:48.993
2 -	50.226	52.287	49.741	2:32.254	70.19	8.172	09:31:21.247
3 -	46.454	50.943	49.304	2:26.701	72.85	2.619	09:33:47.948
4 -	46.236	50.857	49.202	2:26.295	73.05	2.213	09:36:14.243
5 -	45.887	50.403	48.942	2:25.232	73.59	1.150	09:38:39.475
6 -	45.879	50.266	49.068	2:25.213 (3)	73.60	1.131	09:41:04.688
7 -	45.552	50.219	48.823	2:24.594 (2)	73.91	0.512	09:43:29.282
8 -	45.638	49.974	48.470	2:24.082 (1)	74.18		09:45:53.364

P21 64		David HUSSEY		Boxster 986 S			
IDEAL LAP TIME : 2:25.515		BEST LAP TIME : 2:25.666		DIFFERENCE : 0.151			
LAP	SECTOR 1	SECTOR 2	SECTOR 3	LAP TIME	MPH	DIFF	TIME OF DAY
1 -	OUTLAP	58.275	53.753	2:49.438	63.07	23.772	09:29:06.250
2 -	50.363	54.932	54.674	2:39.969	66.81	14.303	09:31:46.219
3 -	46.480	53.335	49.253	2:29.068 (3)	71.69	3.402	09:34:15.287
4 -	45.815	51.965	48.705	2:26.485 (2)	72.96	0.819	09:36:41.772
5 -	45.817	50.995	48.854	2:25.666 (1)	73.37		09:39:07.438
6 -	1:09.926	1:02.390	IN PIT	3:59.385 P	44.64	1:33.719	09:43:06.823
7 -	OUTLAP	51.963	50.572	2:34.165	69.32	8.499	09:45:40.988

P22 61		Nick LAWRENCE		Boxster 986 S			
IDEAL LAP TIME : 2:25.039		BEST LAP TIME : 2:26.242		DIFFERENCE : 1.203			
LAP	SECTOR 1	SECTOR 2	SECTOR 3	LAP TIME	MPH	DIFF	TIME OF DAY
1 -	OUTLAP	55.305	53.101	2:44.361	65.02	18.119	09:29:06.670
2 -	50.475	55.594	53.713	2:39.782	66.89	13.540	09:31:46.452
3 -	47.214	53.142	51.286	2:31.642	70.48	5.400	09:34:18.094
4 -	47.184	51.183	50.010	2:28.377	72.03	2.135	09:36:46.471
5 -	48.984	50.640	49.215	2:28.839	71.80	2.597	09:39:15.310
6 -	46.996	50.714	48.532	2:26.242 (1)	73.08		09:41:41.552
7 -	47.113	52.208	49.013	2:28.334 (3)	72.05	2.092	09:44:09.886
8 -	45.867	51.963	48.824	2:26.654 (2)	72.87	0.412	09:46:36.540

2024 Woods Foodservice Boxster Cup

QUALIFYING - RACE 9 - SECTOR ANALYSIS



SECTOR 1 = FL to I1, SECTOR 2 = I1 to I2, SECTOR 3 = I2 to FL, DIFF = Difference To Personal Best Lap, P = Crossed Finish Line in Pit Lane, D = Time Disallowed

P23 24		Sarah WOOD		Boxster 986 S			
IDEAL LAP TIME : 2:29.025		BEST LAP TIME : 2:29.443		DIFFERENCE : 0.418			
LAP	SECTOR 1	SECTOR 2	SECTOR 3	LAP TIME	MPH	DIFF	TIME OF DAY
1 -	OUTLAP	1:00.037	56.101	2:55.953	60.74	26.510	09:29:05.522
2 -	50.403	54.997	52.724	2:38.124	67.59	8.681	09:31:43.646
3 -	48.522	53.600	52.533	2:34.655	69.10	5.212	09:34:18.301
4 -	48.401	53.191	51.285	2:32.877	69.91	3.434	09:36:51.178
5 -	47.957	52.638	50.953	2:31.548	70.52	2.105	09:39:22.726
6 -	47.477	52.807	50.290	2:30.574 (3)	70.98	1.131	09:41:53.300
7 -	47.383	52.175	50.573	2:30.131 (2)	71.19	0.688	09:44:23.431
8 -	47.001	51.734	50.708	2:29.443 (1)	71.51		09:46:52.874

2024 Woods Foodservice Boxster Cup

QUALIFYING - RACE 9 - STATISTICS

Competitors Started 23
Planned Start 2024-10-06 @ 09:30:00.000
Actual Start 2024-10-06 @ 09:25:36.640
Finish Time 2024-10-06 @ 09:45:40.987
Track Length 2.9689mi.
Total Laps 193
Total Distance Covered 572.9999mi.

Session Fastest Lap History

NO	NAME	LAP TIME	TIME OF DAY	LAP	VEHICLE
53	Wayne GREGORY	2:16.798	09:30:28.511	2	Boxster 986 S
53	Wayne GREGORY	2:15.737	09:32:44.248	3	Boxster 986 S
53	Wayne GREGORY	2:15.384	09:34:59.632	4	Boxster 986 S
81	Perry DARLING	2:14.960	09:37:33.618	5	Boxster 986 S
81	Perry DARLING	2:14.183	09:39:47.801	6	Boxster 986 S

Flag History


TYPE	TIME OF DAY
GREEN	09:25:36.640
FINISH	09:45:40.987

Flag Statistics

TYPE	COUNT	TOTAL LAPS	TOTAL TIME
Green	1	9	24:04.524
Red	0	0	0.000
Safety Car	0	0	0.000
FCY	0	0	0.000

2024 Woods Foodservice Boxster Cup

RACE 9 - GRID (25 minutes)

ROW 12		23	2:29.443	24 Sarah WOOD			
ROW 11	21	2:25.666	64 David HUSSEY	22	2:26.242	61 Nick LAWRENCE	
ROW 10		19	2:21.043	51 Stuart WARNER	20	2:24.082	38 Eric BRIDGES
ROW 9	17	2:19.989	90 Sarah THOMSON	18	2:20.286	25 Craig HORVATH	
ROW 8		15	2:19.522	68 Martin MASON	16	2:19.579	99 Graham HEARD
ROW 7	13	2:17.447	11 Ryan CHARTERS	14	2:18.073	60 Anthony LEVY	
ROW 6		11	2:16.801	20 Faye NOBLE-EVANS	12	2:16.814	96 Charlie DYE
ROW 5	9	2:16.325	36 William CURTLER	10	2:16.611	72 Mike CURTLER	
ROW 4		7	2:15.971	27 Barrington DARCY	8	2:16.130	17 Darren KING
ROW 3	5	2:15.599	6 Mike Thompson	6	2:15.954	46 Matt GOUGH	
ROW 2		3	2:14.846	44 Scott EVANS	4	2:15.383	86 Ben GREWCOCK
ROW 1	1	2:14.183	81 Perry DARLING	2	2:14.771	53 Wayne GREGORY	
Pole							
							

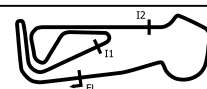
These results are provisional until the conclusion of any judicial and technical matters.

Snetterton 300: 2.9689 miles

Clerk Of Course: Andy Stevens


Stewards:

Timekeeper: Rob Cook



2024 Woods Foodservice Boxster Cup

RACE 9 - GRID (25 minutes) - AMENDED

ROW 14	27	60 Anthony LEVY	
ROW 13	10 second delay		
ROW 12			
ROW 11	21	2:26.242 61 Nick LAWRENCE	22 2:29.443 24 Sarah WOOD
ROW 10	19	2:24.082 38 Eric BRIDGES	20 2:25.666 64 David HUSSEY
ROW 9	17	2:20.286 25 Craig HORVATH	18 2:21.043 51 Stuart WARNER
ROW 8	15	2:19.579 99 Graham HEARD	16 2:19.989 90 Sarah THOMSON
ROW 7	13	2:17.447 11 Ryan CHARTERS	14 2:19.522 68 Martin MASON
ROW 6	11	2:16.801 20 Faye NOBLE-EVANS	12 2:16.814 96 Charlie DYE
ROW 5	9	2:16.325 36 William CURTLER	10 2:16.611 72 Mike CURTLER
ROW 4	7	2:15.971 27 Barrington DARCY	8 2:16.130 17 Darren KING
ROW 3	5	2:15.599 6 Mike Thompson	6 2:15.954 46 Matt GOUGH
ROW 2	3	2:14.846 44 Scott EVANS	4 2:15.383 86 Ben GREWCOCK
ROW 1	1	2:14.183 81 Perry DARLING	2 2:14.771 53 Wayne GREGORY
Pole			
			

Comments:

* Car 60 - permitted to start back of grid

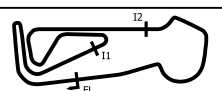
These results are provisional until the conclusion of any judicial and technical matters.

Snetterton 300: 2.9689 miles

Clerk Of Course: Andy Stevens

Stewards:

Timekeeper: Rob Cook



2024 Woods Foodservice Boxster Cup

RACE 9 - GRID (25 minutes) - AMENDED 2

ROW 14	27	53 Wayne GREGORY	
ROW 13	25	60 Anthony LEVY	26 81 Perry DARLING
ROW 12			
ROW 11			
ROW 10	19	2:26.242 61 Nick LAWRENCE	20 2:29.443 24 Sarah WOOD
ROW 9	17	2:24.082 38 Eric BRIDGES	18 2:25.666 64 David HUSSEY
ROW 8	15	2:20.286 25 Craig HORVATH	16 2:21.043 51 Stuart WARNER
ROW 7	13	2:19.579 99 Graham HEARD	14 2:19.989 90 Sarah THOMSON
ROW 6	11	2:17.447 11 Ryan CHARTERS	12 2:19.522 68 Martin MASON
ROW 5	9	2:16.801 20 Faye NOBLE-EVANS	10 2:16.814 96 Charlie DYE
ROW 4	7	2:16.325 36 William CURTLER	8 2:16.611 72 Mike CURTLER
ROW 3	5	2:15.971 27 Barrington DARCY	6 2:16.130 17 Darren KING
ROW 2	3	2:15.599 6 Mike Thompson	4 2:15.954 46 Matt GOUGH
ROW 1	1	2:14.846 44 Scott EVANS	2 2:15.383 86 Ben GREWCOCK
Pole			

Comments:

* Cars 60, 81, 53 - permitted to start back of grid

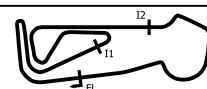
These results are provisional until the conclusion of any judicial and technical matters.

Snetterton 300: 2.9689 miles

Clerk Of Course: Andy Stevens

Stewards:

Timekeeper: Rob Cook



2024 Woods Foodservice Boxster Cup

RACE 9 - CLASSIFICATION

Race Distance: 11 Laps / 32.65 miles

POS	NO	NAME	ENTRY	LAPS	TIME	GAP	DIFF	MPH	BEST	ON	GRD	↑↓
1	6	Mike THOMPSON	Boxster 986 S	11	25:10.895			77.81	2:15.240	9	3	2
2	44	Scott EVANS	Boxster 986 S	11	25:12.843	1.948	1.948	77.71	2:15.129	9	1	-1
3	17	Darren KING	Boxster 986 S	11	25:14.588	3.693	1.745	77.62	2:15.567	7	6	3
4	27	Barrington DARCY	Boxster 986 S	11	25:17.570	6.675	2.982	77.47	2:15.877	7	5	1
5	86	Ben GREWCOCK	Boxster 986 S	11	25:20.014	9.119	2.444	77.34	2:15.729	7	2	-3
6	46	Matt GOUGH	Boxster 986 S	11	25:20.663	9.768	0.649	77.31	2:15.206	7	4	-2
7	11	Ryan CHARTERS	Boxster 986 S	11	25:21.796	10.901	1.133	77.25	2:15.419	7	11	4
8	72	Mike CURTLER	Boxster 986 S	11	25:21.991	11.096	0.195	77.24	2:15.899	9	8	0
9	53	Wayne GREGORY	Boxster 986 S	11	25:22.187	11.292	0.196	77.23	2:14.326	7	23	14
10	36	William CURTLER	Boxster 986 S	11	25:22.495	11.600	0.308	77.22	2:15.901	7	7	-3
11	96	Charlie DYE	Boxster 986 S	11	25:26.520	15.625	4.025	77.01	2:15.803	8	10	-1
12	81	Perry DARLING	Boxster 986 S	11	25:30.677	19.782	4.157	76.80	2:15.457	6	22	10
13	68	Martin MASON	Boxster 986 S	11	25:44.411	33.516	13.734	76.12	2:16.812	8	12	-1
14	90*	Sarah THOMSON	Boxster 986 S	11	25:45.739	34.844	1.328	76.05	2:16.772	8	14	0
15	20	Faye NOBLE-EVANS	Boxster 986 S	11	25:46.448	35.553	0.709	76.02	2:18.364	8	9	-6
16	51	Stuart WARNER	Boxster 986 S	11	25:58.145	47.250	11.697	75.45	2:18.552	8	16	0
17	25	Craig HORVATH	Boxster 986 S	11	26:06.845	55.950	8.700	75.03	2:19.631	7	15	-2
18	99	Graham HEARD	Boxster 986 S	11	26:18.301	1:07.406	11.456	74.49	2:20.579	6	13	-5
19	38	Eric BRIDGES	Boxster 986 S	11	26:27.371	1:16.476	9.070	74.06	2:20.551	9	17	-2
20	64	David HUSSEY	Boxster 986 S	11	26:41.535	1:30.640	14.164	73.41	2:21.167	9	18	-2
21	61	Nick LAWRENCE	Boxster 986 S	11	27:10.405	1:59.510	28.870	72.11	2:22.945	9	19	-2
22	24	Sarah WOOD	Boxster 986 S	10	25:52.110	1 Lap	1 Lap	68.86	2:31.531	5	20	-2

NOT CLASSIFIED

DNF	60	Anthony LEVY	Boxster 986 S	6	20:10.792	5 Laps	4 Laps	52.96	2:21.099	6	21
-----	----	--------------	---------------	---	-----------	---------------	--------	-------	-----------------	---	----

FASTEST LAP

53	Wayne GREGORY	Boxster 986 S	7	2:14.326	79.56 mph	128.05 kph
----	---------------	---------------	---	----------	-----------	------------

Weather / Track : Bright / Dry

These results are provisional until the conclusion of any judicial and technical matters.

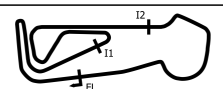
Date: 06/10/2024 Start: 12:20 Finish: 12:45

Snetterton 300: 2.9689 miles

Clerk Of Course: Andy Stevens

Stewards:

Timekeeper: Rob Cook



2024 Woods Foodservice Boxster Cup

RACE 9 - BEST SECTORS

SECTOR 1			SECTOR 2			SECTOR 3			IDEAL / BEST COMPARISON						
POS	NO	NAME	TIME	NO	NAME	TIME	NO	NAME	TIME	POS	NO	NAME	IDEAL	BEST	DIFF
													PERFECT LAP	2:13.853	
1	53	GREGORY	41.841	53	GREGORY	47.469	53	GREGORY	44.543	1	53	GREGORY	2:13.853	2:14.326	0.473
2	44	EVANS	42.017	6	THOMPSON	47.583	44	EVANS	44.797	2	44	EVANS	2:14.438	2:15.129	0.691
3	46	GOUGH	42.074	86	GREWCOCK	47.603	17	KING	44.901	3	46	GOUGH	2:14.904	2:15.206	0.302
4	81	DARLING	42.145	44	EVANS	47.624	36	CURLER	45.002	4	81	DARLING	2:15.039	2:15.457	0.418
5	6	THOMPSON	42.305	46	GOUGH	47.709	27	DARCY	45.036	5	6	THOMPSON	2:15.044	2:15.240	0.196
6	36	CURLER	42.336	81	DARLING	47.738	96	DYE	45.049	6	17	KING	2:15.058	2:15.567	0.509
7	96	DYE	42.360	17	KING	47.749	72	CURLER	45.081	7	36	CURLER	2:15.148	2:15.901	0.753
8	17	KING	42.408	11	CHARTERS	47.790	11	CHARTERS	45.119	8	96	DYE	2:15.224	2:15.803	0.579
9	11	CHARTERS	42.510	36	CURLER	47.810	46	GOUGH	45.121	9	11	CHARTERS	2:15.419	2:15.419	0.000
10	86	GREWCOCK	42.514	96	DYE	47.815	6	THOMPSON	45.156	10	86	GREWCOCK	2:15.606	2:15.729	0.123
11	27	DARCY	42.571	72	CURLER	47.979	81	DARLING	45.156	11	27	DARCY	2:15.621	2:15.877	0.256
12	90	THOMSON	42.694	27	DARCY	48.014	86	GREWCOCK	45.489	12	72	CURLER	2:15.899	2:15.899	0.000
13	72	CURLER	42.839	68	MASON	48.085	90	THOMSON	45.626	13	90	THOMSON	2:16.647	2:16.772	0.125
14	68	MASON	42.859	90	THOMSON	48.327	68	MASON	45.757	14	68	MASON	2:16.701	2:16.812	0.111
15	51	WARNER	43.057	20	NOBLE-EVANS	48.622	20	NOBLE-EVANS	46.003	15	20	NOBLE-EVANS	2:17.824	2:18.364	0.540
16	20	NOBLE-EVANS	43.199	38	BRIDGES	48.696	51	WARNER	46.267	16	51	WARNER	2:18.286	2:18.552	0.266
17	25	HORVATH	43.388	51	WARNER	48.962	99	HEARD	46.476	17	25	HORVATH	2:19.203	2:19.631	0.428
18	60	LEVY	43.900	25	HORVATH	49.058	64	HUSSEY	46.569	18	64	HUSSEY	2:20.240	2:21.167	0.927
19	64	HUSSEY	44.061	64	HUSSEY	49.610	25	HORVATH	46.757	19	38	BRIDGES	2:20.344	2:20.551	0.207
20	99	HEARD	44.083	99	HEARD	49.874	60	LEVY	47.048	20	99	HEARD	2:20.433	2:20.579	0.146
21	38	BRIDGES	44.346	60	LEVY	50.052	38	BRIDGES	47.302	21	60	LEVY	2:21.000	2:21.099	0.099
22	61	LAWRENCE	44.802	61	LAWRENCE	50.080	61	LAWRENCE	47.565	22	61	LAWRENCE	2:22.447	2:22.945	0.498
23	24	WOOD	47.039	24	WOOD	52.922	24	WOOD	51.253	23	24	WOOD	2:31.214	2:31.531	0.317

2024 Woods Foodservice Boxster Cup

RACE 9 - LAP CHART

LAP 1 @ 12:22:28.435			LAP 2 @ 12:24:46.117			LAP 3 @ 12:27:02.731			LAP 4 @ 12:29:19.379			LAP 5 @ 12:31:36.040		
NO	BEHIND	LAP TIME	NO	BEHIND	LAP TIME	NO	BEHIND	LAP TIME	NO	BEHIND	LAP TIME	NO	BEHIND	LAP TIME
6		2:25.818	6		2:17.682	6		2:16.614	6		2:16.648	6		2:16.661
17	0.636	2:26.454	17	1.120	2:18.166	17	1.678	2:17.172	17	1.893	2:16.863	17	2.314	2:17.082
86	2.014	2:27.832	86	2.046	2:17.714	44	2.697	2:17.038	44	2.840	2:16.791	44	3.307	2:17.128
44	2.443	2:28.261	44	2.273	2:17.512	86	3.498	2:18.066	86	2.879	2:16.029	86	3.856	2:17.638
27	2.469	2:28.287	27	2.809	2:18.022	27	4.072	2:17.877	27	3.483	2:16.059	27	4.316	2:17.494
72	3.027	2:28.845	72	4.082	2:18.737	72	5.280	2:17.812	72	5.203	2:16.571	72	6.021	2:17.479
36	5.448	2:31.266	36	5.055	2:17.289	36	6.032	2:17.591	36	5.645	2:16.261	11	6.267	2:16.245
68	6.526	2:32.344	11	6.595	2:17.354	11	6.785	2:16.804	11	6.683	2:16.546	36	6.984	2:18.000
46	6.786	2:32.604	46	7.551	2:18.447	46	8.013	2:17.076	46	8.058	2:16.693	46	7.798	2:16.401
11	6.923	2:32.741	20	9.146	2:19.742	20	12.380	2:19.848	20	14.679	2:18.947	96	14.814	2:16.608
20	7.086	2:32.904	68	11.815	2:22.971	96	14.937	2:18.023	96	14.867	2:16.578	53	16.375	2:15.662
90	8.054	2:33.872	96	13.528	2:21.861	68	15.413	2:20.212	53	17.374	2:15.506	20	18.594	2:20.576
51	8.973	2:34.791	90	13.966	2:23.594	53	18.516	2:18.833	68	18.325	2:19.560	81	19.619	2:15.542
96	9.349	2:35.167	51	14.424	2:23.133	51	19.167	2:21.357	81	20.738	2:17.374	68	21.260	2:19.596
25	10.786	2:36.604	25	15.509	2:22.405	90	19.850	2:22.498	51	23.188	2:20.669	90	26.513	2:19.427
99	11.294	2:37.112	81	16.012	2:18.800	81	20.012	2:20.614	90	23.747	2:20.545	51	28.072	2:21.545
38	11.580	2:37.398	99	16.155	2:22.543	25	21.060	2:22.165	25	25.662	2:21.250	25	29.824	2:20.823
64	12.448	2:38.266	53	16.297	2:18.499	99	21.833	2:22.292	99	26.634	2:21.449	99	31.477	2:21.504
81	14.894	2:40.712	38	19.123	2:25.225	38	25.773	2:23.264	38	33.614	2:24.489	38	40.790	2:23.837
53	15.480	2:41.298	64	20.477	2:25.711	64	26.998	2:23.135	64	33.943	2:23.593	64	41.051	2:23.769
61	15.834	2:41.652	61	24.688	2:26.536	61	34.589	2:26.515	61	45.820	2:27.879	61	55.464	2:26.305
24	20.293	2:46.111	60	1 Lap	5:12.134 P	60	1 Lap	2:26.484	24	1:11.485	2:33.746	60	2 Laps	5:18.659 P
			24	37.586	2:34.975	24	54.387	2:33.415				24	1:26.355	2:31.531

2024 Woods Foodservice Boxster Cup

RACE 9 - LAP CHART

LAP 6 @ 12:33:53.384			LAP 7 @ 12:36:09.795			LAP 8 @ 12:38:25.811			LAP 9 @ 12:40:41.051			LAP 10 @ 12:42:56.735		
NO	BEHIND	LAP TIME	NO	BEHIND	LAP TIME	NO	BEHIND	LAP TIME	NO	BEHIND	LAP TIME	NO	BEHIND	LAP TIME
6		2:17.344	6		2:16.411	6		2:16.016	6		2:15.240	6		2:15.684
17	1.651	2:16.681	17	0.807	2:15.567	17	0.433	2:15.642	17	0.869	2:15.676	17	3.077	2:17.892
44	2.172	2:16.209	44	1.449	2:15.688	44	1.293	2:15.860	44	1.182	2:15.129	44	3.429	2:17.931
86	3.125	2:16.613	86	2.443	2:15.729	86	2.853	2:16.426	86	5.172	2:17.559	27	6.849	2:17.153
27	3.336	2:16.364	27	2.802	2:15.877	27	3.019	2:16.233	27	5.380	2:17.601	86	8.520	2:19.032
11	5.078	2:16.155	11	4.086	2:15.419	11	4.842	2:16.772	46	5.823	2:15.589	46	9.087	2:18.948
72	6.159	2:17.482	46	6.280	2:15.206	46	5.474	2:15.210	11	6.428	2:16.826	11	9.377	2:18.633
46	7.485	2:17.031	72	7.110	2:17.362	72	7.838	2:16.744	72	8.497	2:15.899	72	9.850	2:17.037
36	8.111	2:18.471	36	7.601	2:15.901	36	8.441	2:16.856	36	9.695	2:16.494	53	10.049	2:15.862
96	13.516	2:16.046	53	11.640	2:14.326	53	10.221	2:14.597	53	9.871	2:14.890	36	10.674	2:16.663
53	13.725	2:14.694	96	13.531	2:16.426	96	13.318	2:15.803	96	14.295	2:16.217	96	14.854	2:16.243
81	17.732	2:15.457	81	17.794	2:16.473	81	18.464	2:16.686	81	19.731	2:16.507	81	20.930	2:16.883
20	20.225	2:18.975	20	23.611	2:19.797	20	25.959	2:18.364	68	29.020	2:18.008	24	1 Lap	2:40.865
68	23.462	2:19.546	68	25.456	2:18.405	68	26.252	2:16.812	20	30.271	2:19.552	68	31.413	2:18.077
90	26.850	2:17.681	90	27.390	2:16.951	90	28.146	2:16.772	90	31.246	2:18.340	20	33.385	2:18.798
51	29.534	2:18.806	51	32.687	2:19.564	51	35.223	2:18.552	51	39.797	2:19.814	90	33.390	2:17.828
25	32.771	2:20.291	25	35.991	2:19.631	25	39.691	2:19.716	25	44.959	2:20.508	51	44.628	2:20.515
99	34.712	2:20.579	99	39.573	2:21.272	99	46.277	2:22.720	99	54.063	2:23.026	25	50.670	2:21.395
64	46.705	2:22.998	64	52.002	2:21.708	64	57.345	2:21.359	64	1:03.272	2:21.167	99	1:01.087	2:22.708
38	48.717	2:25.271	38	54.222	2:21.916	38	59.153	2:20.947	38	1:04.464	2:20.551	64	1:09.879	2:22.291
61	1:02.178	2:24.058	61	1:09.504	2:23.737	61	1:16.977	2:23.489	61	1:24.682	2:22.945	38	1:10.501	2:21.721
60	2 Laps	2:30.187	60	2 Laps	2:22.229	60	2 Laps	2:21.099				61	1:41.136	2:32.138
24	1:40.804	2:31.793	24	1:57.816	2:33.423	24	2:14.435	2:32.635						

2024 Woods Foodservice Boxster Cup

RACE 9 - LAP CHART

LAP 11 @ 12:45:13.512

NO	BEHIND	LAP TIME
6		2:16.777
44	1.948	2:15.296
17	3.693	2:17.393
27	6.675	2:16.603
86	9.119	2:17.376
46	9.768	2:17.458
11	10.901	2:18.301
72	11.096	2:18.023
53	11.292	2:18.020
36	11.600	2:17.703
96	15.625	2:17.548
81	19.782	2:15.629
68	33.516	2:18.880
90	34.844	2:18.231
20	35.553	2:18.945
24	1 Lap	2:33.616
51	47.250	2:19.399
25	55.950	2:22.057
99	1:07.406	2:23.096
38	1:16.476	2:22.752
64	1:30.640	2:37.538
61	1:59.510	2:35.151

2024 Woods Foodservice Boxster Cup

RACE 9 - POSITION CHART WITH INTERMEDIATES

No	Name	Lap		Intermediates																																					
		Pos	L0 - Int1-M	L0 - Int2-M	L1 - Finish	L1 - Int1-M	L1 - Int2-M	L2 - Finish	L2 - Int1-M	L2 - Int2-M	L3 - Finish	L3 - Int1-M	L3 - Int2-M	L4 - Finish	L4 - Int1-M	L4 - Int2-M	L5 - Finish	L5 - Int1-M	L5 - Int2-M	L6 - Finish	L6 - Int1-M	L6 - Int2-M	L7 - Finish	L7 - Int1-M	L7 - Int2-M	L8 - Finish	L8 - Int1-M	L8 - Int2-M	L9 - Finish	L9 - Int1-M	L9 - Int2-M	L10 - Finish	L10 - Int1-M	L10 - Int2-M							
44	EVANS	1	6	6	6	6	6	6	6	6	6	6	6	6	6	6	6	6	6	6	6	6	6	6	6	6	6	6	6	6	6	6	6	6	6	6	6				
86	GREWCOCK	2	44	17	17	17	17	17	17	17	17	17	17	17	17	17	17	17	17	17	17	17	17	17	17	17	17	17	17	17	17	17	17	17	17	17	44	17	17	44	44
6	THOMPSON	3	86	86	86	86	86	86	44	44	44	44	86	44	86	44	44	44	44	44	44	44	44	44	44	44	44	44	44	44	44	44	44	44	17	44	44	17	17		
46	GOUGH	4	17	27	44	44	44	44	86	86	86	86	44	86	44	86	86	86	86	86	86	86	86	86	86	86	86	86	86	86	86	86	86	86	86	86	86	86	86	86	86
27	DARCY	5	27	44	27	27	27	27	27	27	27	27	27	27	27	27	27	27	27	27	27	27	27	27	27	27	27	27	27	27	27	27	27	27	86	86	86	86	86		
17	KING	6	72	72	72	72	72	72	72	72	72	72	72	72	72	72	72	11	11	11	11	11	11	11	11	11	11	11	11	11	11	11	11	46	46	46	46	46	46		
36	CURLER	7	68	68	36	36	36	36	36	36	36	36	36	36	36	36	11	11	72	72	72	72	72	72	46	46	46	46	46	11	11	11	11	11	11	11	11	11	11	11	
72	CURLER	8	46	36	68	11	11	11	11	11	11	11	11	11	11	11	36	36	36	46	46	46	46	72	72	72	72	72	72	72	72	72	72	72	72	72	72	72	72	72	
20	NOBLE-EVANS	9	36	11	46	46	46	46	46	46	46	46	46	46	46	46	46	46	36	36	36	36	36	36	36	36	36	36	36	36	36	36	36	36	53	53	53	36	53		
96	DYE	10	20	46	11	20	20	20	20	20	20	20	20	20	20	96	96	96	96	96	96	96	53	53	53	53	53	53	53	53	53	53	53	53	53	53	53	53	53	53	
11	CHARTERS	11	11	20	20	68	68	68	68	68	96	96	96	96	20	53	53	53	53	53	96	96	96	96	96	96	96	96	96	96	96	96	96	96	96	96	96	96	96	96	
68	MASON	12	90	90	90	90	90	96	96	96	68	68	68	53	53	20	20	20	81	81	81	81	81	81	81	81	81	81	81	81	81	81	81	81	81	81	81	81	81	81	
99	HEARD	13	25	51	51	96	96	90	51	51	53	53	53	68	68	81	81	81	20	20	20	20	20	20	20	20	20	20	20	20	20	20	68	68	68	68	68	68	68		
90	THOMSON	14	51	96	96	51	51	51	90	81	51	51	81	81	81	68	68	68	68	68	68	68	68	68	68	68	68	68	68	20	20	20	20	20	20	20	20	20	90	90	
25	HORVATH	15	96	25	25	25	25	25	81	53	90	81	51	51	90	90	90	90	90	90	90	90	90	90	90	90	90	90	90	90	90	90	90	90	90	90	90	90	90	20	20
51	WARNER	16	64	38	99	99	99	81	25	90	81	90	90	90	51	51	51	51	51	51	51	51	51	51	51	51	51	51	51	51	51	51	51	51	51	51	51	51	51	51	51
38	BRIDGES	17	38	99	38	38	81	99	53	25	25	25	25	25	25	25	25	25	25	25	25	25	25	25	25	25	25	25	25	25	25	25	25	25	25	25	25	25	25	25	25
64	HUSSEY	18	99	64	64	64	53	53	99	99	99	99	99	99	99	99	99	99	99	99	99	99	99	99	99	99	99	99	99	99	99	99	99	99	99	99	99	99	99	99	99
61	LAWRENCE	19	61	61	81	81	38	38	38	38	38	38	38	38	38	38	38	38	38	38	38	38	64	64	64	64	64	64	64	64	64	64	64	64	64	64	64	64	64	64	38
24	WOOD	20	24	81	53	53	64	64	64	64	64	64	64	64	64	64	64	64	64	64	64	64	38	38	38	38	38	38	38	38	38	38	38	38	38	38	38	38	38	38	64
60	LEVY	21	81	24	61	61	61	61	61	61	61	61	61	61	61	61	61	61	61	61	61	61	61	61	61	61	61	61	61	61	61	61	61	61	61	61	61	61	61	61	
81	DARLING	22	53	53	24	24	24	24	24	24	24	24	24	24	24	24	24	24	24	24	24	24	24	24	24	24	24	24	24	24	24	24	24	24	24	24	24	24	24	24	
53	GREGORY	23	60	60	60	60	60	60	60	60	60	60	60	60	60	60	60	60	60	60	60	60	60	60	60	60	60	60	60	60	60	60	60	60	60	60	60	60	60	60	

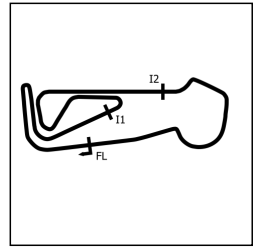
2024 Woods Foodservice Boxster Cup

RACE 9 - POSITION CHART WITH INTERMEDIATES

No	Name	Lap	L11 - Finish
		Pos	
44	EVANS	1	6
86	GREWCOCK	2	44
6	THOMPSON	3	17
46	GOUGH	4	27
27	DARCY	5	86
17	KING	6	46
36	CURLER	7	11
72	CURLER	8	72
20	NOBLE-EVANS	9	53
96	DYE	10	36
11	CHARTERS	11	96
68	MASON	12	81
99	HEARD	13	68
90	THOMSON	14	90
25	HORVATH	15	20
51	WARNER	16	51
38	BRIDGES	17	25
64	HUSSEY	18	99
61	LAWRENCE	19	38
24	WOOD	20	64
60	LEVY	21	61
81	DARLING	22	
53	GREGORY	23	

2024 Woods Foodservice Boxster Cup

RACE 9 - SECTOR ANALYSIS



SECTOR 1 = FL to I1, SECTOR 2 = I1 to I2, SECTOR 3 = I2 to FL, DIFF = Difference To Personal Best Lap, P = Crossed Finish Line in Pit Lane, D = Time Disallowed

P1		6		Mike THOMPSON		Boxster 986 S	
IDEAL LAP TIME : 2:15.044		BEST LAP TIME : 2:15.240		DIFFERENCE : 0.196			
LAP	SECTOR 1	SECTOR 2	SECTOR 3	LAP TIME	MPH	DIFF	TIME OF DAY
1 -		48.914	46.466	2:25.818	73.29	10.578	12:22:28.435
2 -	43.037	48.414	46.231	2:17.682	77.62	2.442	12:24:46.117
3 -	42.627	48.045	45.942	2:16.614	78.23	1.374	12:27:02.731
4 -	42.418	47.961	46.269	2:16.648	78.21	1.408	12:29:19.379
5 -	42.445	48.302	45.914	2:16.661	78.20	1.421	12:31:36.040
6 -	43.067	48.287	45.990	2:17.344	77.81	2.104	12:33:53.384
7 -	42.733	47.942	45.736	2:16.411	78.35	1.171	12:36:09.795
8 -	42.602	47.583	45.831	2:16.016 (3)	78.57	0.776	12:38:25.811
9 -	42.305	47.779	45.156	2:15.240 (1)	79.03		12:40:41.051
10 -	42.356	47.694	45.634	2:15.684 (2)	78.77	0.444	12:42:56.735
11 -	42.745	47.885	46.147	2:16.777	78.14	1.537	12:45:13.512

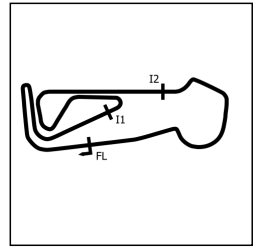
P2		44		Scott EVANS		Boxster 986 S	
IDEAL LAP TIME : 2:14.438		BEST LAP TIME : 2:15.129		DIFFERENCE : 0.691			
LAP	SECTOR 1	SECTOR 2	SECTOR 3	LAP TIME	MPH	DIFF	TIME OF DAY
1 -		50.854	46.547	2:28.261	72.08	13.132	12:22:30.878
2 -	43.087	47.624	46.801	2:17.512	77.72	2.383	12:24:48.390
3 -	42.459	48.805	45.774	2:17.038	77.99	1.909	12:27:05.428
4 -	43.182	48.131	45.478	2:16.791	78.13	1.662	12:29:22.219
5 -	42.706	47.730	46.692	2:17.128	77.94	1.999	12:31:39.347
6 -	42.359	47.804	46.046	2:16.209	78.46	1.080	12:33:55.556
7 -	42.567	47.855	45.266	2:15.688 (3)	78.76	0.559	12:36:11.244
8 -	42.302	48.124	45.434	2:15.860	78.66	0.731	12:38:27.104
9 -	42.017	47.830	45.282	2:15.129 (1)	79.09		12:40:42.233
10 -	43.102	48.998	45.831	2:17.931	77.48	2.802	12:43:00.164
11 -	42.265	48.234	44.797	2:15.296 (2)	78.99	0.167	12:45:15.460

P3		17		Darren KING		Boxster 986 S	
IDEAL LAP TIME : 2:15.058		BEST LAP TIME : 2:15.567		DIFFERENCE : 0.509			
LAP	SECTOR 1	SECTOR 2	SECTOR 3	LAP TIME	MPH	DIFF	TIME OF DAY
1 -		48.419	46.171	2:26.454	72.97	10.887	12:22:29.071
2 -	43.487	48.299	46.380	2:18.166	77.35	2.599	12:24:47.237
3 -	42.902	48.120	46.150	2:17.172	77.91	1.605	12:27:04.409
4 -	43.052	47.951	45.860	2:16.863	78.09	1.296	12:29:21.272
5 -	42.934	48.367	45.781	2:17.082	77.96	1.515	12:31:38.354
6 -	42.927	47.936	45.818	2:16.681	78.19	1.114	12:33:55.035
7 -	42.775	47.749	45.043	2:15.567 (1)	78.83		12:36:10.602
8 -	42.668	48.073	44.901	2:15.642 (2)	78.79	0.075	12:38:26.244
9 -	42.408	47.803	45.465	2:15.676 (3)	78.77	0.109	12:40:41.920
10 -	43.897	48.376	45.619	2:17.892	77.51	2.325	12:42:59.812
11 -	42.904	48.435	46.054	2:17.393	77.79	1.826	12:45:17.205

P4		27		Barrington DARCY		Boxster 986 S	
IDEAL LAP TIME : 2:15.621		BEST LAP TIME : 2:15.877		DIFFERENCE : 0.256			
LAP	SECTOR 1	SECTOR 2	SECTOR 3	LAP TIME	MPH	DIFF	TIME OF DAY
1 -		49.217	46.863	2:28.287	72.07	12.410	12:22:30.904
2 -	43.722	48.830	45.470	2:18.022	77.43	2.145	12:24:48.926
3 -	43.275	48.936	45.666	2:17.877	77.51	2.000	12:27:06.803
4 -	42.571	48.452	45.036	2:16.059 (2)	78.55	0.182	12:29:22.862
5 -	42.682	48.112	46.700	2:17.494	77.73	1.617	12:31:40.356
6 -	42.649	48.014	45.701	2:16.364	78.37	0.487	12:33:56.720
7 -	42.768	48.032	45.077	2:15.877 (1)	78.65		12:36:12.597
8 -	42.804	48.022	45.407	2:16.233 (3)	78.45	0.356	12:38:28.830
9 -	43.187	48.548	45.866	2:17.601	77.67	1.724	12:40:46.431
10 -	43.155	48.795	45.203	2:17.153	77.92	1.276	12:43:03.584
11 -	42.849	48.436	45.318	2:16.603	78.24	0.726	12:45:20.187

2024 Woods Foodservice Boxster Cup

RACE 9 - SECTOR ANALYSIS



SECTOR 1 = FL to I1, SECTOR 2 = I1 to I2, SECTOR 3 = I2 to FL, DIFF = Difference To Personal Best Lap, P = Crossed Finish Line in Pit Lane, D = Time Disallowed

P5 86		Ben GREWCOCK		Boxster 986 S			
IDEAL LAP TIME : 2:15.606		BEST LAP TIME : 2:15.729		DIFFERENCE : 0.123			
LAP	SECTOR 1	SECTOR 2	SECTOR 3	LAP TIME	MPH	DIFF	TIME OF DAY
1 -		48.691	47.497	2:27.832	72.29	12.103	12:22:30.449
2 -	43.046	48.044	46.624	2:17.714	77.61	1.985	12:24:48.163
3 -	43.212	48.355	46.499	2:18.066	77.41	2.337	12:27:06.229
4 -	42.720	47.603	45.706	2:16.029 (2)	78.57	0.300	12:29:22.258
5 -	42.514	47.918	47.206	2:17.638	77.65	1.909	12:31:39.896
6 -	42.634	47.688	46.291	2:16.613	78.23	0.884	12:33:56.509
7 -	42.593	47.647	45.489	2:15.729 (1)	78.74		12:36:12.238
8 -	42.689	47.821	45.916	2:16.426 (3)	78.34	0.697	12:38:28.664
9 -	42.841	48.747	45.971	2:17.559	77.69	1.830	12:40:46.223
10 -	43.748	48.740	46.544	2:19.032	76.87	3.303	12:43:05.255
11 -	43.236	48.455	45.685	2:17.376	77.80	1.647	12:45:22.631

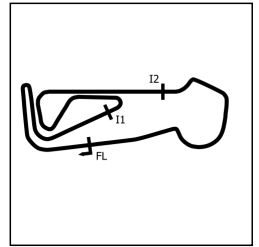
P6 46		Matt GOUGH		Boxster 986 S			
IDEAL LAP TIME : 2:14.904		BEST LAP TIME : 2:15.206		DIFFERENCE : 0.302			
LAP	SECTOR 1	SECTOR 2	SECTOR 3	LAP TIME	MPH	DIFF	TIME OF DAY
1 -		51.107	47.840	2:32.604	70.03	17.398	12:22:35.221
2 -	43.916	48.480	46.051	2:18.447	77.19	3.241	12:24:53.668
3 -	42.757	48.322	45.997	2:17.076	77.97	1.870	12:27:10.744
4 -	42.373	48.352	45.968	2:16.693	78.19	1.487	12:29:27.437
5 -	42.375	48.137	45.889	2:16.401	78.35	1.195	12:31:43.838
6 -	42.727	48.614	45.690	2:17.031	77.99	1.825	12:34:00.869
7 -	42.074	48.011	45.121	2:15.206 (1)	79.05		12:36:16.075
8 -	42.183	47.709	45.318	2:15.210 (2)	79.04	0.004	12:38:31.285
9 -	42.636	47.727	45.226	2:15.589 (3)	78.82	0.383	12:40:46.874
10 -	43.533	48.595	46.820	2:18.948	76.92	3.742	12:43:05.822
11 -	42.893	48.267	46.298	2:17.458	77.75	2.252	12:45:23.280

P7 11		Ryan CHARTERS		Boxster 986 S			
IDEAL LAP TIME : 2:15.419		BEST LAP TIME : 2:15.419		DIFFERENCE : 0.000			
LAP	SECTOR 1	SECTOR 2	SECTOR 3	LAP TIME	MPH	DIFF	TIME OF DAY
1 -		49.740	48.142	2:32.741	69.97	17.322	12:22:35.358
2 -	43.297	48.550	45.507	2:17.354	77.81	1.935	12:24:52.712
3 -	42.866	48.305	45.633	2:16.804	78.12	1.385	12:27:09.516
4 -	42.995	48.274	45.277	2:16.546	78.27	1.127	12:29:26.062
5 -	42.599	48.209	45.437	2:16.245 (3)	78.44	0.826	12:31:42.307
6 -	42.591	47.942	45.622	2:16.155 (2)	78.49	0.736	12:33:58.462
7 -	42.510	47.790	45.119	2:15.419 (1)	78.92		12:36:13.881
8 -	42.653	48.499	45.620	2:16.772	78.14	1.353	12:38:30.653
9 -	43.022	48.544	45.260	2:16.826	78.11	1.407	12:40:47.479
10 -	43.221	48.695	46.717	2:18.633	77.09	3.214	12:43:06.112
11 -	43.127	49.530	45.644	2:18.301	77.28	2.882	12:45:24.413

P8 72		Mike CURTLER		Boxster 986 S			
IDEAL LAP TIME : 2:15.899		BEST LAP TIME : 2:15.899		DIFFERENCE : 0.000			
LAP	SECTOR 1	SECTOR 2	SECTOR 3	LAP TIME	MPH	DIFF	TIME OF DAY
1 -		48.557	46.891	2:28.845	71.80	12.946	12:22:31.462
2 -	43.696	48.949	46.092	2:18.737	77.03	2.838	12:24:50.199
3 -	43.487	48.537	45.788	2:17.812	77.55	1.913	12:27:08.011
4 -	42.987	47.988	45.596	2:16.571 (2)	78.26	0.672	12:29:24.582
5 -	43.040	48.783	45.656	2:17.479	77.74	1.580	12:31:42.061
6 -	43.704	48.189	45.589	2:17.482	77.74	1.583	12:33:59.543
7 -	42.995	48.264	46.103	2:17.362	77.80	1.463	12:36:16.905
8 -	43.372	48.108	45.264	2:16.744 (3)	78.16	0.845	12:38:33.649
9 -	42.839	47.979	45.081	2:15.899 (1)	78.64		12:40:49.548
10 -	43.500	48.074	45.463	2:17.037	77.99	1.138	12:43:06.585
11 -	43.682	48.796	45.545	2:18.023	77.43	2.124	12:45:24.608

2024 Woods Foodservice Boxster Cup

RACE 9 - SECTOR ANALYSIS



SECTOR 1 = FL to I1, SECTOR 2 = I1 to I2, SECTOR 3 = I2 to FL, DIFF = Difference To Personal Best Lap, P = Crossed Finish Line in Pit Lane, D = Time Disallowed

P9 53		Wayne GREGORY		Boxster 986 S			
IDEAL LAP TIME : 2:13.853		BEST LAP TIME : 2:14.326		DIFFERENCE : 0.473			
LAP	SECTOR 1	SECTOR 2	SECTOR 3	LAP TIME	MPH	DIFF	TIME OF DAY
1 -		48.300	47.191	2:41.298	66.26	26.972	12:22:43.915
2 -	42.601	49.967	45.931	2:18.499	77.17	4.173	12:25:02.414
3 -	43.435	48.772	46.626	2:18.833	76.98	4.507	12:27:21.247
4 -	42.347	47.968	45.191	2:15.506	78.87	1.180	12:29:36.753
5 -	41.911	48.894	44.857	2:15.662	78.78	1.336	12:31:52.415
6 -	42.169	47.682	44.843	2:14.694 (3)	79.35	0.368	12:34:07.109
7 -	42.314	47.469	44.543	2:14.326 (1)	79.56		12:36:21.435
8 -	42.043	47.847	44.707	2:14.597 (2)	79.40	0.271	12:38:36.032
9 -	41.841	47.895	45.154	2:14.890	79.23	0.564	12:40:50.922
10 -	43.465	47.793	44.604	2:15.862	78.66	1.536	12:43:06.784
11 -	43.892	48.574	45.554	2:18.020	77.43	3.694	12:45:24.804

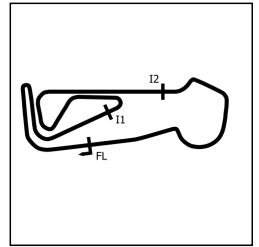
P10 36		William CURTLER		Boxster 986 S			
IDEAL LAP TIME : 2:15.148		BEST LAP TIME : 2:15.901		DIFFERENCE : 0.753			
LAP	SECTOR 1	SECTOR 2	SECTOR 3	LAP TIME	MPH	DIFF	TIME OF DAY
1 -		49.923	47.522	2:31.266	70.65	15.365	12:22:33.883
2 -	43.046	48.260	45.983	2:17.289	77.85	1.388	12:24:51.172
3 -	42.723	48.826	46.042	2:17.591	77.68	1.690	12:27:08.763
4 -	42.667	48.074	45.520	2:16.261 (2)	78.43	0.360	12:29:25.024
5 -	42.740	49.477	45.783	2:18.000	77.44	2.099	12:31:43.024
6 -	42.954	49.366	46.151	2:18.471	77.18	2.570	12:34:01.495
7 -	42.336	47.810	45.755	2:15.901 (1)	78.64		12:36:17.396
8 -	43.074	48.268	45.514	2:16.856	78.09	0.955	12:38:34.252
9 -	42.580	48.253	45.661	2:16.494 (3)	78.30	0.593	12:40:50.746
10 -	43.848	47.813	45.002	2:16.663	78.20	0.762	12:43:07.409
11 -	43.102	49.108	45.493	2:17.703	77.61	1.802	12:45:25.112

P11 96		Charlie DYE		Boxster 986 S			
IDEAL LAP TIME : 2:15.224		BEST LAP TIME : 2:15.803		DIFFERENCE : 0.579			
LAP	SECTOR 1	SECTOR 2	SECTOR 3	LAP TIME	MPH	DIFF	TIME OF DAY
1 -		51.576	47.595	2:35.167	68.88	19.364	12:22:37.784
2 -	43.882	50.309	47.670	2:21.861	75.34	6.058	12:24:59.645
3 -	43.287	48.714	46.022	2:18.023	77.43	2.220	12:27:17.668
4 -	42.978	48.205	45.395	2:16.578	78.25	0.775	12:29:34.246
5 -	43.082	47.815	45.711	2:16.608	78.23	0.805	12:31:50.854
6 -	42.710	47.870	45.466	2:16.046 (2)	78.56	0.243	12:34:06.900
7 -	43.010	48.143	45.273	2:16.426	78.34	0.623	12:36:23.326
8 -	42.661	47.989	45.153	2:15.803 (1)	78.70		12:38:39.129
9 -	42.450	48.306	45.461	2:16.217 (3)	78.46	0.414	12:40:55.346
10 -	42.360	48.834	45.049	2:16.243	78.44	0.440	12:43:11.589
11 -	42.486	48.257	46.805	2:17.548	77.70	1.745	12:45:29.137

P12 81		Perry DARLING		Boxster 986 S			
IDEAL LAP TIME : 2:15.039		BEST LAP TIME : 2:15.457		DIFFERENCE : 0.418			
LAP	SECTOR 1	SECTOR 2	SECTOR 3	LAP TIME	MPH	DIFF	TIME OF DAY
1 -		49.143	47.958	2:40.712	66.50	25.255	12:22:43.329
2 -	42.755	49.469	46.576	2:18.800	77.00	3.343	12:25:02.129
3 -	43.435	49.011	48.168	2:20.614	76.01	5.157	12:27:22.743
4 -	43.548	48.670	45.156	2:17.374	77.80	1.917	12:29:40.117
5 -	42.145	48.025	45.372	2:15.542 (2)	78.85	0.085	12:31:55.659
6 -	42.251	47.867	45.339	2:15.457 (1)	78.90		12:34:11.116
7 -	42.381	48.546	45.546	2:16.473	78.31	1.016	12:36:27.589
8 -	42.630	48.165	45.891	2:16.686	78.19	1.229	12:38:44.275
9 -	42.444	48.337	45.726	2:16.507	78.29	1.050	12:41:00.782
10 -	42.697	47.891	46.295	2:16.883	78.08	1.426	12:43:17.665
11 -	42.146	47.738	45.745	2:15.629 (3)	78.80	0.172	12:45:33.294

2024 Woods Foodservice Boxster Cup

RACE 9 - SECTOR ANALYSIS



SECTOR 1 = FL to I1, SECTOR 2 = I1 to I2, SECTOR 3 = I2 to FL, DIFF = Difference To Personal Best Lap, P = Crossed Finish Line in Pit Lane, D = Time Disallowed

P13 68		Martin MASON		Boxster 986 S			
IDEAL LAP TIME : 2:16.701		BEST LAP TIME : 2:16.812		DIFFERENCE : 0.111			
LAP	SECTOR 1	SECTOR 2	SECTOR 3	LAP TIME	MPH	DIFF	TIME OF DAY
1 -		49.968	48.791	2:32.344	70.15	15.532	12:22:34.961
2 -	45.952	49.350	47.669	2:22.971	74.75	6.159	12:24:57.932
3 -	43.745	49.331	47.136	2:20.212	76.22	3.400	12:27:18.144
4 -	43.318	48.987	47.255	2:19.560	76.58	2.748	12:29:37.704
5 -	43.448	49.157	46.991	2:19.596	76.56	2.784	12:31:57.300
6 -	43.581	49.378	46.587	2:19.546	76.59	2.734	12:34:16.846
7 -	43.249	48.921	46.235	2:18.405	77.22	1.593	12:36:35.251
8 -	42.970	48.085	45.757	2:16.812 (1)	78.12		12:38:52.063
9 -	43.877	48.164	45.967	2:18.008 (2)	77.44	1.196	12:41:10.071
10 -	42.859	48.577	46.641	2:18.077 (3)	77.40	1.265	12:43:28.148
11 -	43.187	49.396	46.297	2:18.880	76.95	2.068	12:45:47.028

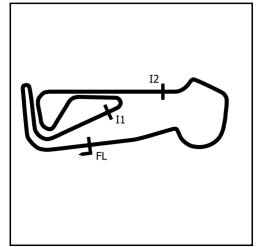
P14 90		Sarah THOMSON		Boxster 986 S			
IDEAL LAP TIME : 2:16.647		BEST LAP TIME : 2:16.772		DIFFERENCE : 0.125			
LAP	SECTOR 1	SECTOR 2	SECTOR 3	LAP TIME	MPH	DIFF	TIME OF DAY
1 -		50.628	48.357	2:33.872	69.46	17.100	12:22:36.489
2 -	44.972	50.238	48.384	2:23.594	74.43	6.822	12:25:00.083
3 -	44.821	50.396	47.281	2:22.498	75.00	5.726	12:27:22.581
4 -	43.756	49.691	47.098	2:20.545	76.04	3.773	12:29:43.126
5 -	43.631	49.171	46.625	2:19.427	76.65	2.655	12:32:02.553
6 -	43.169	48.721	45.791	2:17.681 (3)	77.62	0.909	12:34:20.234
7 -	42.808	48.517	45.626	2:16.951 (2)	78.04	0.179	12:36:37.185
8 -	42.701	48.327	45.744	2:16.772 (1)	78.14		12:38:53.957
9 -	42.694	48.470	47.176	2:18.340	77.25	1.568	12:41:12.297
10 -	42.928	48.560	46.340	2:17.828	77.54	1.056	12:43:30.125
11 -	43.927	48.388	45.916	2:18.231	77.32	1.459	12:45:48.356

P15 20		Faye NOBLE-EVANS		Boxster 986 S			
IDEAL LAP TIME : 2:17.824		BEST LAP TIME : 2:18.364		DIFFERENCE : 0.540			
LAP	SECTOR 1	SECTOR 2	SECTOR 3	LAP TIME	MPH	DIFF	TIME OF DAY
1 -		50.525	47.820	2:32.904	69.90	14.540	12:22:35.521
2 -	44.792	48.896	46.054	2:19.742	76.48	1.378	12:24:55.263
3 -	44.133	49.296	46.419	2:19.848	76.42	1.484	12:27:15.111
4 -	43.659	49.163	46.125	2:18.947	76.92	0.583	12:29:34.058
5 -	44.017	49.768	46.791	2:20.576	76.03	2.212	12:31:54.634
6 -	43.199	49.096	46.680	2:18.975	76.90	0.611	12:34:13.609
7 -	43.572	49.327	46.898	2:19.797	76.45	1.433	12:36:33.406
8 -	43.408	48.953	46.003	2:18.364 (1)	77.24		12:38:51.770
9 -	44.016	49.178	46.358	2:19.552	76.58	1.188	12:41:11.322
10 -	43.408	48.914	46.476	2:18.798 (2)	77.00	0.434	12:43:30.120
11 -	44.282	48.622	46.041	2:18.945 (3)	76.92	0.581	12:45:49.065

P16 51		Stuart WARNER		Boxster 986 S			
IDEAL LAP TIME : 2:18.286		BEST LAP TIME : 2:18.552		DIFFERENCE : 0.266			
LAP	SECTOR 1	SECTOR 2	SECTOR 3	LAP TIME	MPH	DIFF	TIME OF DAY
1 -		50.566	48.543	2:34.791	69.04	16.239	12:22:37.408
2 -	45.028	50.513	47.592	2:23.133	74.67	4.581	12:25:00.541
3 -	43.821	49.246	48.290	2:21.357	75.61	2.805	12:27:21.898
4 -	43.942	49.980	46.747	2:20.669	75.98	2.117	12:29:42.567
5 -	44.400	49.871	47.274	2:21.545	75.51	2.993	12:32:04.112
6 -	43.423	49.116	46.267	2:18.806 (2)	77.00	0.254	12:34:22.918
7 -	43.996	48.962	46.606	2:19.564	76.58	1.012	12:36:42.482
8 -	43.057	49.007	46.488	2:18.552 (1)	77.14		12:39:01.034
9 -	43.471	49.196	47.147	2:19.814	76.44	1.262	12:41:20.848
10 -	43.873	49.324	47.318	2:20.515	76.06	1.963	12:43:41.363
11 -	43.563	49.255	46.581	2:19.399 (3)	76.67	0.847	12:46:00.762

2024 Woods Foodservice Boxster Cup

RACE 9 - SECTOR ANALYSIS



SECTOR 1 = FL to I1, SECTOR 2 = I1 to I2, SECTOR 3 = I2 to FL, DIFF = Difference To Personal Best Lap, P = Crossed Finish Line in Pit Lane, D = Time Disallowed

P17 25		Craig HORVATH		Boxster 986 S			
IDEAL LAP TIME : 2:19.203		BEST LAP TIME : 2:19.631		DIFFERENCE : 0.428			
LAP	SECTOR 1	SECTOR 2	SECTOR 3	LAP TIME	MPH	DIFF	TIME OF DAY
1 -		51.994	48.952	2:36.604	68.24	16.973	12:22:39.221
2 -	44.159	50.370	47.876	2:22.405	75.05	2.774	12:25:01.626
3 -	43.941	51.274	46.950	2:22.165	75.18	2.534	12:27:23.791
4 -	43.920	50.059	47.271	2:21.250	75.66	1.619	12:29:45.041
5 -	43.727	49.848	47.248	2:20.823	75.89	1.192	12:32:05.864
6 -	44.014	49.520	46.757	2:20.291 (3)	76.18	0.660	12:34:26.155
7 -	43.388	49.375	46.868	2:19.631 (1)	76.54		12:36:45.786
8 -	43.863	49.058	46.795	2:19.716 (2)	76.49	0.085	12:39:05.502
9 -	44.083	49.564	46.861	2:20.508	76.06	0.877	12:41:26.010
10 -	44.278	49.666	47.451	2:21.395	75.59	1.764	12:43:47.405
11 -	44.181	50.200	47.676	2:22.057	75.23	2.426	12:46:09.462

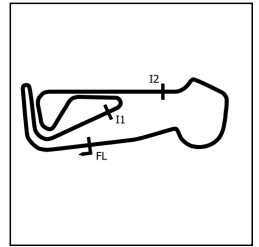
P18 99		Graham HEARD		Boxster 986 S			
IDEAL LAP TIME : 2:20.433		BEST LAP TIME : 2:20.579		DIFFERENCE : 0.146			
LAP	SECTOR 1	SECTOR 2	SECTOR 3	LAP TIME	MPH	DIFF	TIME OF DAY
1 -		51.784	47.933	2:37.112	68.02	16.533	12:22:39.729
2 -	44.083	50.685	47.775	2:22.543	74.98	1.964	12:25:02.272
3 -	44.608	50.525	47.159	2:22.292	75.11	1.713	12:27:24.564
4 -	44.123	49.977	47.349	2:21.449 (3)	75.56	0.870	12:29:46.013
5 -	44.671	50.092	46.741	2:21.504	75.53	0.925	12:32:07.517
6 -	44.229	49.874	46.476	2:20.579 (1)	76.02		12:34:28.096
7 -	44.577	49.929	46.766	2:21.272 (2)	75.65	0.693	12:36:49.368
8 -	44.944	50.468	47.308	2:22.720	74.88	2.141	12:39:12.088
9 -	44.984	50.405	47.637	2:23.026	74.72	2.447	12:41:35.114
10 -	45.230	50.198	47.280	2:22.708	74.89	2.129	12:43:57.822
11 -	44.903	50.647	47.546	2:23.096	74.69	2.517	12:46:20.918

P19 38		Eric BRIDGES		Boxster 986 S			
IDEAL LAP TIME : 2:20.344		BEST LAP TIME : 2:20.551		DIFFERENCE : 0.207			
LAP	SECTOR 1	SECTOR 2	SECTOR 3	LAP TIME	MPH	DIFF	TIME OF DAY
1 -		51.202	49.353	2:37.398	67.90	16.847	12:22:40.015
2 -	45.028	51.444	48.753	2:25.225	73.59	4.674	12:25:05.240
3 -	45.201	49.784	48.279	2:23.264	74.60	2.713	12:27:28.504
4 -	45.751	49.780	48.958	2:24.489	73.97	3.938	12:29:52.993
5 -	45.174	49.972	48.691	2:23.837	74.30	3.286	12:32:16.830
6 -	46.048	50.675	48.548	2:25.271	73.57	4.720	12:34:42.101
7 -	44.651	49.405	47.860	2:21.916	75.31	1.365	12:37:04.017
8 -	44.435	48.696	47.816	2:20.947 (2)	75.83	0.396	12:39:24.964
9 -	44.416	48.833	47.302	2:20.551 (1)	76.04		12:41:45.515
10 -	44.346	49.393	47.982	2:21.721 (3)	75.41	1.170	12:44:07.236
11 -	44.564	50.302	47.886	2:22.752	74.87	2.201	12:46:29.988

P20 64		David HUSSEY		Boxster 986 S			
IDEAL LAP TIME : 2:20.240		BEST LAP TIME : 2:21.167		DIFFERENCE : 0.927			
LAP	SECTOR 1	SECTOR 2	SECTOR 3	LAP TIME	MPH	DIFF	TIME OF DAY
1 -		53.398	48.379	2:38.266	67.53	17.099	12:22:40.883
2 -	45.121	51.838	48.752	2:25.711	73.35	4.544	12:25:06.594
3 -	44.823	50.297	48.015	2:23.135	74.67	1.968	12:27:29.729
4 -	44.959	50.260	48.374	2:23.593	74.43	2.426	12:29:53.322
5 -	45.094	50.159	48.516	2:23.769	74.34	2.602	12:32:17.091
6 -	46.164	50.265	46.569	2:22.998	74.74	1.831	12:34:40.089
7 -	44.061	50.310	47.337	2:21.708 (3)	75.42	0.541	12:37:01.797
8 -	44.246	49.610	47.503	2:21.359 (2)	75.60	0.192	12:39:23.156
9 -	44.134	50.076	46.957	2:21.167 (1)	75.71		12:41:44.323
10 -	45.183	49.669	47.439	2:22.291	75.11	1.124	12:44:06.614
11 -	45.083	1:04.461	47.994	2:37.538	67.84	16.371	12:46:44.152

2024 Woods Foodservice Boxster Cup

RACE 9 - SECTOR ANALYSIS



SECTOR 1 = FL to I1, SECTOR 2 = I1 to I2, SECTOR 3 = I2 to FL, DIFF = Difference To Personal Best Lap, P = Crossed Finish Line in Pit Lane, D = Time Disallowed

P21 61		Nick LAWRENCE		Boxster 986 S			
IDEAL LAP TIME : 2:22.447		BEST LAP TIME : 2:22.945		DIFFERENCE : 0.498			
LAP	SECTOR 1	SECTOR 2	SECTOR 3	LAP TIME	MPH	DIFF	TIME OF DAY
1 -		52.871	50.787	2:41.652	66.11	18.707	12:22:44.269
2 -	46.343	51.165	49.028	2:26.536	72.93	3.591	12:25:10.805
3 -	46.589	50.914	49.012	2:26.515	72.94	3.570	12:27:37.320
4 -	46.742	51.673	49.464	2:27.879	72.27	4.934	12:30:05.199
5 -	46.206	50.663	49.436	2:26.305	73.05	3.360	12:32:31.504
6 -	45.306	50.364	48.388	2:24.058	74.19	1.113	12:34:55.562
7 -	44.986	50.710	48.041	2:23.737 (3)	74.35	0.792	12:37:19.299
8 -	45.433	50.080	47.976	2:23.489 (2)	74.48	0.544	12:39:42.788
9 -	44.802	50.578	47.565	2:22.945 (1)	74.77		12:42:05.733
10 -	46.967	52.903	52.268	2:32.138	70.25	9.193	12:44:37.871
11 -	49.571	53.740	51.840	2:35.151	68.88	12.206	12:47:13.022

P22 24		Sarah WOOD		Boxster 986 S			
IDEAL LAP TIME : 2:31.214		BEST LAP TIME : 2:31.531		DIFFERENCE : 0.317			
LAP	SECTOR 1	SECTOR 2	SECTOR 3	LAP TIME	MPH	DIFF	TIME OF DAY
1 -		54.101	52.733	2:46.111	64.34	14.580	12:22:48.728
2 -	48.541	54.067	52.367	2:34.975	68.96	3.444	12:25:23.703
3 -	47.862	53.779	51.774	2:33.415	69.66	1.884	12:27:57.118
4 -	48.728	53.344	51.674	2:33.746	69.51	2.215	12:30:30.864
5 -	47.264	53.014	51.253	2:31.531 (1)	70.53		12:33:02.395
6 -	47.039	52.922	51.832	2:31.793 (2)	70.41	0.262	12:35:34.188
7 -	48.380	53.401	51.642	2:33.423	69.66	1.892	12:38:07.611
8 -	47.392	53.288	51.955	2:32.635 (3)	70.02	1.104	12:40:40.246
9 -	54.097	54.083	52.685	2:40.865	66.44	9.334	12:43:21.111
10 -	48.213	53.757	51.646	2:33.616	69.57	2.085	12:45:54.727

P23 60		Anthony LEVY		Boxster 986 S			
IDEAL LAP TIME : 2:21.000		BEST LAP TIME : 2:21.099		DIFFERENCE : 0.099			
LAP	SECTOR 1	SECTOR 2	SECTOR 3	LAP TIME	MPH	DIFF	TIME OF DAY
1 -		1:11.325	IN PIT	5:12.134 P	34.24	2:51.035	12:25:14.751
2 -	OUTLAP	50.416	47.387	2:26.484	72.96	5.385	12:27:41.235
3 -	1:12.015	1:18.918	IN PIT	5:18.659 P	33.54	2:57.560	12:32:59.894
4 -	OUTLAP	51.515	47.868	2:30.187	71.16	9.088	12:35:30.081
5 -	43.900	50.297	48.032	2:22.229 (2)	75.14	1.130	12:37:52.310
6 -	43.999	50.052	47.048	2:21.099 (1)	75.74		12:40:13.409

2024 Woods Foodservice Boxster Cup

RACE 9 - STATISTICS

Competitors Started 23
Planned Start 2024-10-06 @ 12:20:00.000
Actual Start 2024-10-06 @ 12:20:02.616
Finish Time 2024-10-06 @ 12:45:11.697
Track Length 2.9689mi.
Total Laps 247
Total Distance Covered 733.3211mi.

Session Fastest Lap History

NO	NAME	LAP TIME	TIME OF DAY	LAP	VEHICLE
6	Mike THOMPSON	2:25.818	12:22:28.445	1	Boxster 986 S
6	Mike THOMPSON	2:17.682	12:24:46.127	2	Boxster 986 S
44	Scott EVANS	2:17.512	12:24:48.394	2	Boxster 986 S
36	William CURTLER	2:17.289	12:24:51.192	2	Boxster 986 S
6	Mike THOMPSON	2:16.614	12:27:02.742	3	Boxster 986 S
86	Ben GREWCOCK	2:16.029	12:29:22.258	4	Boxster 986 S
53	Wayne GREGORY	2:15.506	12:29:36.761	4	Boxster 986 S
53	Wayne GREGORY	2:14.694	12:34:07.117	6	Boxster 986 S
53	Wayne GREGORY	2:14.326	12:36:21.441	7	Boxster 986 S

Session Leader History

NO	NAME	FROM LAP	LAPS LED	DISTANCE	VEHICLE
6	Mike THOMPSON	1	11	32.65 miles	Boxster 986 S

Flag History


TYPE	TIME OF DAY
GREEN	12:20:02.616
FINISH	12:45:11.697

Flag Statistics

TYPE	COUNT	TOTAL LAPS	TOTAL TIME
Green	1	11	27:18.669
Red	0	0	0.000
Safety Car	0	0	0.000
FCY	0	0	0.000

2024 Woods Foodservice Boxster Cup

RACE 14 - GRID (25 minutes)

ROW 12		23	2:30.131	24 Sarah WOOD			
ROW 11	21	2:26.485	64 David HUSSEY	22	2:26.654	61 Nick LAWRENCE	
ROW 10		19	2:21.825	51 Stuart WARNER	20	2:24.594	38 Eric BRIDGES
ROW 9	17	2:21.115	25 Craig HORVATH	18	2:21.381	68 Martin MASON	
ROW 8		15	2:19.707	99 Graham HEARD	16	2:20.857	90 Sarah THOMSON
ROW 7	13	2:17.672	11 Ryan CHARTERS	14	2:18.327	60 Anthony LEVY	
ROW 6		11	2:17.088	20 Faye NOBLE-EVANS	12	2:17.170	96 Charlie DYE
ROW 5	9	2:16.596	27 Barrington DARCY	10	2:16.715	72 Mike CURTLER	
ROW 4		7	2:16.343	6 Mike Thompson	8	2:16.521	36 William CURTLER
ROW 3	5	2:16.187	17 Darren KING	6	2:16.268	46 Matt GOUGH	
ROW 2		3	2:15.466	44 Scott EVANS	4	2:15.939	86 Ben GREWCOCK
ROW 1	1	2:14.960	81 Perry DARLING	2	2:15.384	53 Wayne GREGORY	
Pole							
							

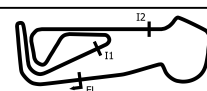
These results are provisional until the conclusion of any judicial and technical matters.

Snetterton 300: 2.9689 miles

Clerk Of Course: Andy Stevens

Stewards:

Timekeeper: Rob Cook



2024 Woods Foodservice Boxster Cup

RACE 14 - GRID (25 minutes) - AMENDED

ROW 14	27	60 Anthony LEVY	
ROW 13	10 second delay		
ROW 12			
ROW 11	21	2:26.654 61 Nick LAWRENCE	22 2:30.131 24 Sarah WOOD
ROW 10	19	2:24.594 38 Eric BRIDGES	20 2:26.485 64 David HUSSEY
ROW 9	17	2:21.381 68 Martin MASON	18 2:21.825 51 Stuart WARNER
ROW 8	15	2:20.857 90 Sarah THOMSON	16 2:21.115 25 Craig HORVATH
ROW 7	13	2:17.672 11 Ryan CHARTERS	14 2:19.707 99 Graham HEARD
ROW 6	11	2:17.088 20 Faye NOBLE-EVANS	12 2:17.170 96 Charlie DYE
ROW 5	9	2:16.596 27 Barrington DARCY	10 2:16.715 72 Mike CURTLER
ROW 4	7	2:16.343 6 Mike Thompson	8 2:16.521 36 William CURTLER
ROW 3	5	2:16.187 17 Darren KING	6 2:16.268 46 Matt GOUGH
ROW 2	3	2:15.466 44 Scott EVANS	4 2:15.939 86 Ben GREWCOCK
ROW 1	1	2:14.960 81 Perry DARLING	2 2:15.384 53 Wayne GREGORY
Pole			

Comments:

* Car 60 - permitted to start back of grid

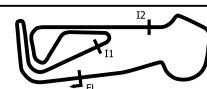
These results are provisional until the conclusion of any judicial and technical matters.

Snetterton 300: 2.9689 miles

Clerk Of Course: Andy Stevens

Stewards:

Timekeeper: Rob Cook



2024 Woods Foodservice Boxster Cup

RACE 14 - GRID (25 minutes) - AMENDED 2

ROW 14	27	53 Wayne GREGORY	
ROW 13	25	60 Anthony LEVY	26 81 Perry DARLING
ROW 12			
ROW 11			
ROW 10	19	2:26.654 61 Nick LAWRENCE	20 2:30.131 24 Sarah WOOD
ROW 9	17	2:24.594 38 Eric BRIDGES	18 2:26.485 64 David HUSSEY
ROW 8	15	2:21.381 68 Martin MASON	16 2:21.825 51 Stuart WARNER
ROW 7	13	2:20.857 90 Sarah THOMSON	14 2:21.115 25 Craig HORVATH
ROW 6	11	2:17.672 11 Ryan CHARTERS	12 2:19.707 99 Graham HEARD
ROW 5	9	2:17.088 20 Faye NOBLE-EVANS	10 2:17.170 96 Charlie DYE
ROW 4	7	2:16.596 27 Barrington DARCY	8 2:16.715 72 Mike CURTLER
ROW 3	5	2:16.343 6 Mike Thompson	6 2:16.521 36 William CURTLER
ROW 2	3	2:16.187 17 Darren KING	4 2:16.268 46 Matt GOUGH
ROW 1	1	2:15.466 44 Scott EVANS	2 2:15.939 86 Ben GREWCOCK
Pole			

Comments:
* Cars 60, 81, 53 - permitted to start back of grid

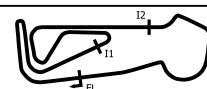
These results are provisional until the conclusion of any judicial and technical matters.

Snetterton 300: 2.9689 miles

Clerk Of Course: Andy Stevens

Stewards:

Timekeeper: Rob Cook



2024 Woods Foodservice Boxster Cup

RACE 14 Original - FIRST PART RED FLAG STOP - INFORMATION SHEET

Race Distance: 4 Laps / 11.87 miles

POS	NO	NAME	ENTRY	LAPS	TIME	GAP	DIFF	MPH	BEST	ON	GRD	↑↓
1	86	Ben GREWCOCK	Boxster 986 S	4	9:18.473			76.55	2:17.589	3	2	1
2	44	Scott EVANS	Boxster 986 S	4	9:18.709	0.236	0.236	76.51	2:17.307	3	1	-1
3	17	Darren KING	Boxster 986 S	4	9:19.334	0.861	0.625	76.43	2:17.411	2	3	0
4	6	Mike THOMPSON	Boxster 986 S	4	9:19.532	1.059	0.198	76.40	2:17.311	3	5	1
5	11	Ryan CHARTERS	Boxster 986 S	4	9:23.819	5.346	4.287	75.82	2:17.045	4	11	6
6	46	Matt GOUGH	Boxster 986 S	4	9:24.017	5.544	0.198	75.79	2:17.065	4	4	-2
7	36	William CURTLER	Boxster 986 S	4	9:25.189	6.716	1.172	75.64	2:16.184	4	6	-1
8	99	Graham HEARD	Boxster 986 S	4	9:25.518	7.045	0.329	75.59	2:16.898	4	12	4
9	20	Faye NOBLE-EVANS	Boxster 986 S	4	9:28.396	9.923	2.878	75.21	2:18.672	2	9	0
10	90	Sarah THOMSON	Boxster 986 S	4	9:33.613	15.140	5.217	74.53	2:17.870	4	13	3
11	81	Perry DARLING	Boxster 986 S	4	9:33.976	15.503	0.363	74.48	2:16.232	4	22	11
12	53	Wayne GREGORY	Boxster 986 S	4	9:34.633	16.160	0.657	74.39	2:15.916	3	23	11
13	72	Mike CURTLER	Boxster 986 S	4	9:37.004	18.531	2.371	74.09	2:18.858	4	8	-5
14	51	Stuart WARNER	Boxster 986 S	4	9:40.137	21.664	3.133	73.69	2:21.144	3	16	2
15	38	Eric BRIDGES	Boxster 986 S	4	9:42.994	24.521	2.857	73.33	2:21.521	4	17	2
16	61	Nick LAWRENCE	Boxster 986 S	4	10:03.564	45.091	20.570	70.83	2:26.332	4	19	3
17	25	Craig HORVATH	Boxster 986 S	4	10:07.439	48.966	3.875	70.38	2:24.450	3	14	-3
18	24	Sarah WOOD	Boxster 986 S	4	10:41.931	1:23.458	34.492	66.59	2:34.846	3	20	2

NOT CLASSIFIED

DNF	96	Charlie DYE	Boxster 986 S	4	9:24.748	6.275		75.70	2:18.135	3	10	
DNF	60	Anthony LEVY	Boxster 986 S	4	9:53.494	35.021	28.746	72.03	2:20.353	2	21	
DNF	64	David HUSSEY	Boxster 986 S	3	7:37.464	1 Lap	1 Lap	70.09	2:27.196	3	18	
DNF	68	Martin MASON	Boxster 986 S	0							15	

FASTEST LAP

53	Wayne GREGORY	Boxster 986 S	3	2:15.916			78.63 mph		126.55 kph			
----	---------------	---------------	---	----------	--	--	-----------	--	------------	--	--	--

Comments:

Cars 60, 64, 96 - not running at the time of red flag

Red Flag (end of session): 16:45

Weather / Track : Cloudy / Dry

These results are provisional until the conclusion of any judicial and technical matters.

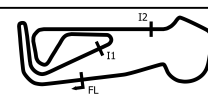
Date: 06/10/2024 Start: 16:33 Finish: 16:42

Snetterton 300: 2.9689 miles

Clerk Of Course: Andy Stevens


Stewards:

Timekeeper: Rob Cook



2024 Woods Foodservice Boxster Cup

RACE 14 - GRID (8 minutes) - RESTART

ROW 9	17	25 Craig HORVATH	18	24 Sarah WOOD
ROW 8	15	38 Eric BRIDGES	16	61 Nick LAWRENCE
ROW 7	13	72 Mike CURTLER	14	51 Stuart WARNER
ROW 6	11	81 Perry DARLING	12	53 Wayne GREGORY
ROW 5	9	20 Faye NOBLE-EVANS	10	90 Sarah THOMSON
ROW 4	7	36 William CURTLER	8	99 Graham HEARD
ROW 3	5	11 Ryan CHARTERS	6	46 Matt GOUGH
ROW 2	3	17 Darren KING	4	6 Mike THOMPSON
ROW 1	1	86 Ben GREWCOCK	2	44 Scott EVANS
Pole				
				

Comments:

* Cars 60, 64, 96 - possible pit lane starters

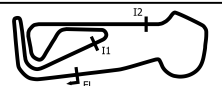
These results are provisional until the conclusion of any judicial and technical matters.

Snetterton 300: 2.9689 miles

Clerk Of Course: Andy Stevens

Stewards:

Timekeeper: Rob Cook



2024 Woods Foodservice Boxster Cup

RACE 14 - SECOND PART - CLASSIFICATION

Race Distance: 3 Laps / 8.90 miles

POS	NO	NAME	ENTRY	LAPS	TIME	GAP	DIFF	MPH	BEST	ON	GRD	↑↓
1	44	Scott EVANS	Boxster 986 S	3	6:58.163			76.67	2:15.886	2	2	1
2	86	Ben GREWCOCK	Boxster 986 S	3	6:59.765	1.602	1.602	76.38	2:16.855	2	1	-1
3	81	Perry DARLING	Boxster 986 S	3	6:59.946	1.783	0.181	76.35	2:15.259	3	11	8
4	11	Ryan CHARTERS	Boxster 986 S	3	7:01.702	3.539	1.756	76.03	2:17.480	2	5	1
5	53	Wayne GREGORY	Boxster 986 S	3	7:02.811	4.648	1.109	75.83	2:16.658	2	12	7
6	36	William CURTLER	Boxster 986 S	3	7:04.189	6.026	1.378	75.58	2:16.723	2	7	1
7	90	Sarah THOMSON	Boxster 986 S	3	7:06.620	8.457	2.431	75.15	2:17.792	3	10	3
8	46	Matt GOUGH	Boxster 986 S	3	7:10.483	12.320	3.863	74.48	2:17.622	2	6	-2
9	72	Mike CURTLER	Boxster 986 S	3	7:10.516	12.353	0.033	74.47	2:18.900	2	13	4
10	20	Faye NOBLE-EVANS	Boxster 986 S	3	7:12.122	13.959	1.606	74.20	2:19.259	2	9	-1
11	17	Darren KING	Boxster 986 S	3	7:17.890	19.727	5.768	73.22	2:19.384	3	3	-8
12	99	Graham HEARD	Boxster 986 S	3	7:18.654	20.491	0.764	73.09	2:18.929	2	8	-4
13	51	Stuart WARNER	Boxster 986 S	3	7:25.329	27.166	6.675	72.00	2:22.758	2	14	1
14	38	Eric BRIDGES	Boxster 986 S	3	7:25.484	27.321	0.155	71.97	2:23.773	2	15	1
15	25	Craig HORVATH	Boxster 986 S	3	7:26.003	27.840	0.519	71.89	2:21.561	3	17	2
16	24	Sarah WOOD	Boxster 986 S	3	7:54.352	56.189	28.349	67.59	2:34.084	3	18	2
17	61	Nick LAWRENCE	Boxster 986 S	3	7:56.225	58.062	1.873	67.32	2:32.574	3	16	-1

NOT CLASSIFIED

DNF	6	Mike THOMPSON	Boxster 986 S	0								4
DNF	60	Anthony LEVY	Boxster 986 S	0								
DNF	64	David HUSSEY	Boxster 986 S	0								
DNF	68	Martin MASON	Boxster 986 S	0								
DNF	96	Charlie DYE	Boxster 986 S	0								

FASTEST LAP

81	Perry DARLING	Boxster 986 S	3	2:15.259	79.01 mph	127.16 kph
----	---------------	---------------	---	----------	-----------	------------

Weather / Track : Cloudy / Dry

These results are provisional until the conclusion of any judicial and technical matters.

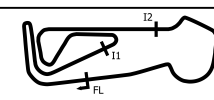
Date: 06/10/2024 Start: 17:08 Finish: 17:15

Snetterton 300: 2.9689 miles

Clerk Of Course: Andy Stevens

Stewards:

Timekeeper: Rob Cook



2024 Woods Foodservice Boxster Cup

RACE 14 RED FLAG - CLASSIFICATION - AMENDED

Race Distance: 4 Laps / 11.87 miles

POS	NO	NAME	ENTRY	LAPS	TIME	GAP	DIFF	MPH	BEST	ON	GRD	↑↓
1	86	Ben GREWCOCK	Boxster 986 S	4	9:18.473			76.55	2:17.589	3	2	1
2	44	Scott EVANS	Boxster 986 S	4	9:18.709	0.236	0.236	76.51	2:17.307	3	1	-1
3	17	Darren KING	Boxster 986 S	4	9:19.334	0.861	0.625	76.43	2:17.411	2	3	0
4	6	Mike THOMPSON	Boxster 986 S	4	9:19.532	1.059	0.198	76.40	2:17.311	3	5	1
5	46	Matt GOUGH	Boxster 986 S	4	9:24.017	5.544	4.485	75.79	2:17.065	4	4	-1
6	36	William CURTLER	Boxster 986 S	4	9:25.189	6.716	1.172	75.64	2:16.184	4	6	0
7	99	Graham HEARD	Boxster 986 S	4	9:25.518	7.045	0.329	75.59	2:16.898	4	12	5
8	20	Faye NOBLE-EVANS	Boxster 986 S	4	9:28.396	9.923	2.878	75.21	2:18.672	2	9	1
9	11*	Ryan CHARTERS	Boxster 986 S	4	9:28.819	10.346	0.423	75.15	2:17.045	4	11	2
10	90	Sarah THOMSON	Boxster 986 S	4	9:33.613	15.140	4.794	74.53	2:17.870	4	13	3
11	81	Perry DARLING	Boxster 986 S	4	9:33.976	15.503	0.363	74.48	2:16.232	4	22	11
12	53	Wayne GREGORY	Boxster 986 S	4	9:34.633	16.160	0.657	74.39	2:15.916	3	23	11
13	72	Mike CURTLER	Boxster 986 S	4	9:37.004	18.531	2.371	74.09	2:18.858	4	8	-5
14	51	Stuart WARNER	Boxster 986 S	4	9:40.137	21.664	3.133	73.69	2:21.144	3	16	2
15	38	Eric BRIDGES	Boxster 986 S	4	9:42.994	24.521	2.857	73.33	2:21.521	4	17	2
16	61	Nick LAWRENCE	Boxster 986 S	4	10:03.564	45.091	20.570	70.83	2:26.332	4	19	3
17	25	Craig HORVATH	Boxster 986 S	4	10:07.439	48.966	3.875	70.38	2:24.450	3	14	-3
18	24	Sarah WOOD	Boxster 986 S	4	10:41.931	1:23.458	34.492	66.59	2:34.846	3	20	2

NOT CLASSIFIED

DNF	96	Charlie DYE	Boxster 986 S	4	9:24.748	6.275		75.70	2:18.135	3	10	
DNF	60	Anthony LEVY	Boxster 986 S	4	9:53.494	35.021	28.746	72.03	2:20.353	2	21	
DNF	64	David HUSSEY	Boxster 986 S	3	7:37.464	1 Lap	1 Lap	70.09	2:27.196	3	18	
DNF	68	Martin MASON	Boxster 986 S	0							15	

FASTEST LAP

53	Wayne GREGORY	Boxster 986 S	3	2:15.916			78.63 mph		126.55 kph			
----	---------------	---------------	---	----------	--	--	-----------	--	------------	--	--	--

Comments:

Cars 60, 64, 96 - not running at the time of red flag

* Car 11 - 5 second time penalty applied for causing a collision Q12.21.4

Red Flag (end of session): 16:45

Weather / Track : Cloudy / Dry

These results are provisional until the conclusion of any judicial and technical matters.

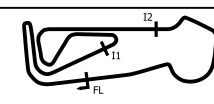
Date: 06/10/2024 Start: 16:33 Finish: 16:42

Snetterton 300: 2.9689 miles

Clerk Of Course: Andy Stevens

Stewards:

Timekeeper: Rob Cook



2024 Woods Foodservice Boxster Cup

RACE 14 - SECOND PART - CLASSIFICATION - AMENDED 2

Race Distance: 3 Laps / 8.90 miles

POS	NO	NAME	ENTRY	LAPS	TIME	GAP	DIFF	MPH	BEST	ON	GRD	↑↓
1	44	Scott EVANS	Boxster 986 S	3	6:58.163			76.67	2:15.886	2	2	1
2	86	Ben GREWCOCK	Boxster 986 S	3	6:59.765	1.602	1.602	76.38	2:16.855	2	1	-1
3	81	Perry DARLING	Boxster 986 S	3	6:59.946	1.783	0.181	76.35	2:15.259	3	11	8
4	53	Wayne GREGORY	Boxster 986 S	3	7:02.811	4.648	2.865	75.83	2:16.658	2	12	8
5	36	William CURTLER	Boxster 986 S	3	7:04.189	6.026	1.378	75.58	2:16.723	2	7	2
6	90	Sarah THOMSON	Boxster 986 S	3	7:06.620	8.457	2.431	75.15	2:17.792	3	10	4
7	11*	Ryan CHARTERS	Boxster 986 S	3	7:06.702	8.539	0.082	75.14	2:17.480	2	5	-2
8	46	Matt GOUGH	Boxster 986 S	3	7:10.483	12.320	3.781	74.48	2:17.622	2	6	-2
9	72	Mike CURTLER	Boxster 986 S	3	7:10.516	12.353	0.033	74.47	2:18.900	2	13	4
10	20	Faye NOBLE-EVANS	Boxster 986 S	3	7:12.122	13.959	1.606	74.20	2:19.259	2	9	-1
11	17	Darren KING	Boxster 986 S	3	7:17.890	19.727	5.768	73.22	2:19.384	3	3	-8
12	99	Graham HEARD	Boxster 986 S	3	7:18.654	20.491	0.764	73.09	2:18.929	2	8	-4
13	51	Stuart WARNER	Boxster 986 S	3	7:25.329	27.166	6.675	72.00	2:22.758	2	14	1
14	38	Eric BRIDGES	Boxster 986 S	3	7:25.484	27.321	0.155	71.97	2:23.773	2	15	1
15	25	Craig HORVATH	Boxster 986 S	3	7:26.003	27.840	0.519	71.89	2:21.561	3	17	2
16	24	Sarah WOOD	Boxster 986 S	3	7:54.352	56.189	28.349	67.59	2:34.084	3	18	2
17	61	Nick LAWRENCE	Boxster 986 S	3	7:56.225	58.062	1.873	67.32	2:32.574	3	16	-1

NOT CLASSIFIED

DNF	6	Mike THOMPSON	Boxster 986 S	0								4
DNF	60	Anthony LEVY	Boxster 986 S	0								
DNF	64	David HUSSEY	Boxster 986 S	0								
DNF	68	Martin MASON	Boxster 986 S	0								
DNF	96	Charlie DYE	Boxster 986 S	0								

FASTEST LAP

81	Perry DARLING	Boxster 986 S	3	2:15.259	79.01 mph	127.16 kph
----	---------------	---------------	---	----------	-----------	------------

Comments:

* Car 11 - 5 second time penalty applied for causing a collision Q12.21.4

Details of all starters & original fastest laps are available in the First Part Information Sheet

Weather / Track : Cloudy / Dry

These results are provisional until the conclusion of any judicial and technical matters.

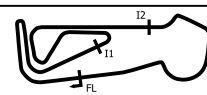
Date: 06/10/2024 Start: 17:08 Finish: 17:15

Snetterton 300: 2.9689 miles

Clerk Of Course: Andy Stevens

Stewards:

Timekeeper: Rob Cook



2024 Woods Foodservice Boxster Cup

RACE 14 - SECOND PART - CLASSIFICATION - AMENDED 3

Race Distance: 3 Laps / 8.90 miles

POS	NO	NAME	ENTRY	LAPS	TIME	GAP	DIFF	MPH	BEST	ON	GRD	↑↓
1	44	Scott EVANS	Boxster 986 S	3	6:58.163			76.67	2:15.886	2	2	1
2	86	Ben GREWCOCK	Boxster 986 S	3	6:59.765	1.602	1.602	76.38	2:16.855	2	1	-1
3	53	Wayne GREGORY	Boxster 986 S	3	7:02.811	4.648	3.046	75.83	2:16.658	2	12	9
4	36	William CURTLER	Boxster 986 S	3	7:04.189	6.026	1.378	75.58	2:16.723	2	7	3
5	90	Sarah THOMSON	Boxster 986 S	3	7:06.620	8.457	2.431	75.15	2:17.792	3	10	5
6	46	Matt GOUGH	Boxster 986 S	3	7:10.483	12.320	3.863	74.48	2:17.622	2	6	0
7	72	Mike CURTLER	Boxster 986 S	3	7:10.516	12.353	0.033	74.47	2:18.900	2	13	6
8	20	Faye NOBLE-EVANS	Boxster 986 S	3	7:12.122	13.959	1.606	74.20	2:19.259	2	9	1
9	17	Darren KING	Boxster 986 S	3	7:17.890	19.727	5.768	73.22	2:19.384	3	3	-6
10	99	Graham HEARD	Boxster 986 S	3	7:18.654	20.491	0.764	73.09	2:18.929	2	8	-2
11	51	Stuart WARNER	Boxster 986 S	3	7:25.329	27.166	6.675	72.00	2:22.758	2	14	3
12	38	Eric BRIDGES	Boxster 986 S	3	7:25.484	27.321	0.155	71.97	2:23.773	2	15	3
13	25	Craig HORVATH	Boxster 986 S	3	7:26.003	27.840	0.519	71.89	2:21.561	3	17	4
14	24	Sarah WOOD	Boxster 986 S	3	7:54.352	56.189	28.349	67.59	2:34.084	3	18	4
15	61	Nick LAWRENCE	Boxster 986 S	3	7:56.225	58.062	1.873	67.32	2:32.574	3	16	1

NOT CLASSIFIED

DNF	6	Mike THOMPSON	Boxster 986 S	0								4
DNF	60	Anthony LEVY	Boxster 986 S	0								
DNF	64	David HUSSEY	Boxster 986 S	0								
DNF	68	Martin MASON	Boxster 986 S	0								
DNF	96	Charlie DYE	Boxster 986 S	0								
DQ	11*	Ryan CHARTERS	Boxster 986 S									5
DQ	81*	Perry DARLING	Boxster 986 S									11

FASTEST LAP

44	Scott EVANS	Boxster 986 S	2	2:15.886	78.65 mph	126.58 kph
----	-------------	---------------	---	----------	-----------	------------

Comments:

* Cars 11, 81 - Disqualified from race result - failing post race scrutineering

Details of all starters & original fastest laps are available in the First Part Information Sheet

Weather / Track : Cloudy / Dry

These results are provisional until the conclusion of any judicial and technical matters.

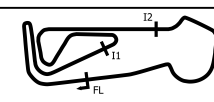
Date: 06/10/2024 Start: 17:08 Finish: 17:15

Snetterton 300: 2.9689 miles

Clerk Of Course: Andy Stevens

Stewards:

Timekeeper: Rob Cook



2024 Woods Foodservice Boxster Cup

RACE 14 - BEST SECTORS

SECTOR 1			SECTOR 2			SECTOR 3			IDEAL / BEST COMPARISON						
POS	NO	NAME	TIME	NO	NAME	TIME	NO	NAME	TIME	POS	NO	NAME	IDEAL	BEST	DIFF
													PERFECT LAP	2:14.960	
1	81	DARLING	42.366	81	DARLING	47.664	81	DARLING	44.930	1	81	DARLING	2:14.960	2:15.259	0.299
2	46	GOUGH	42.455	53	GREGORY	47.755	11	CHARTERS	45.251	2	44	EVANS	2:15.886	2:15.886	0.000
3	44	EVANS	42.542	44	EVANS	47.848	99	HEARD	45.420	3	36	CURLER	2:16.425	2:16.723	0.298
4	36	CURLER	42.680	36	CURLER	47.989	44	EVANS	45.496	4	86	GREWCOCK	2:16.479	2:16.855	0.376
5	86	GREWCOCK	42.857	86	GREWCOCK	48.023	46	GOUGH	45.577	5	53	GREGORY	2:16.658	2:16.658	0.000
6	90	THOMSON	42.965	11	CHARTERS	48.090	86	GREWCOCK	45.599	6	11	CHARTERS	2:16.719	2:17.480	0.761
7	20	NOBLE-EVANS	43.092	90	THOMSON	48.578	53	GREGORY	45.623	7	46	GOUGH	2:16.814	2:17.622	0.808
8	72	CURLER	43.209	17	KING	48.586	36	CURLER	45.756	8	99	HEARD	2:17.622	2:18.929	1.307
9	99	HEARD	43.249	46	GOUGH	48.782	90	THOMSON	46.167	9	90	THOMSON	2:17.710	2:17.792	0.082
10	53	GREGORY	43.280	99	HEARD	48.953	72	CURLER	46.533	10	72	CURLER	2:18.900	2:18.900	0.000
11	11	CHARTERS	43.378	20	NOBLE-EVANS	49.137	20	NOBLE-EVANS	46.765	11	20	NOBLE-EVANS	2:18.994	2:19.259	0.265
12	17	KING	43.969	72	CURLER	49.158	17	KING	46.829	12	17	KING	2:19.384	2:19.384	0.000
13	38	BRIDGES	44.508	38	BRIDGES	49.650	25	HORVATH	47.014	13	25	HORVATH	2:21.561	2:21.561	0.000
14	25	HORVATH	44.717	51	WARNER	49.786	51	WARNER	47.544	14	51	WARNER	2:22.072	2:22.758	0.686
15	51	WARNER	44.742	25	HORVATH	49.830	38	BRIDGES	48.176	15	38	BRIDGES	2:22.334	2:23.773	1.439
16	61	LAWRENCE	47.368	61	LAWRENCE	52.956	24	WOOD	51.947	16	61	LAWRENCE	2:32.574	2:32.574	0.000
17	24	WOOD	47.941	24	WOOD	53.655	61	LAWRENCE	52.250	17	24	WOOD	2:33.543	2:34.084	0.541
18															
19															
20															
21															
22															

2024 Woods Foodservice Boxster Cup

RACE 14 - LAP CHART

LAP 1 @ 17:11:05.005			LAP 2 @ 17:13:20.891			LAP 3 @ 17:15:39.321		
NO	BEHIND	LAP TIME	NO	BEHIND	LAP TIME	NO	BEHIND	LAP TIME
44		2:23.847	44		2:15.886	44		2:18.430
86	1.918	2:25.765	86	2.887	2:16.855	86	1.602	2:17.145
11	2.151	2:25.998	11	3.745	2:17.480	81	1.783	2:15.259
99	2.606	2:26.453	53	3.896	2:16.658	11	3.539	2:18.224
53	3.124	2:26.971	81	4.954	2:15.810	53	4.648	2:19.182
46	4.317	2:28.164	99	5.649	2:18.929	36	6.026	2:18.054
81	5.030	2:28.877	46	6.053	2:17.622	90	8.457	2:17.792
36	5.565	2:29.412	36	6.402	2:16.723	46	12.320	2:24.697
90	6.758	2:30.605	90	9.095	2:18.223	72	12.353	2:20.376
72	7.393	2:31.240	72	10.407	2:18.900	20	13.959	2:20.668
20	8.348	2:32.195	20	11.721	2:19.259	17	19.727	2:19.384
38	10.410	2:34.257	38	18.297	2:23.773	99	20.491	2:33.272
25	11.019	2:34.866	51	18.646	2:22.758	51	27.166	2:26.950
51	11.774	2:35.621	17	18.773	2:20.926	38	27.321	2:27.454
17	13.733	2:37.580	25	24.709	2:29.576	25	27.840	2:21.561
24	21.024	2:44.871	24	40.535	2:35.397	24	56.189	2:34.084
61	24.548	2:48.395	61	43.918	2:35.256	61	58.062	2:32.574

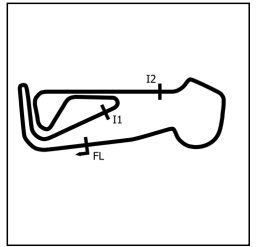
2024 Woods Foodservice Boxster Cup

RACE 14 - POSITION CHART WITH INTERMEDIATES

No	Name	Lap		Intermediates								
		Pos	L0 - Int1-M	L0 - Int2-M	L1 - Finish	L1 - Int1-M	L1 - Int2-M	L2 - Finish	L2 - Int1-M	L2 - Int2-M	L3 - Finish	
86	GREWCOCK	1	44	44	44	44	44	44	44	44	44	44
44	EVANS	2	86	86	86	86	86	86	86	86	86	86
17	KING	3	6	11	11	11	11	11	11	11	81	81
6	THOMPSON	4	17	99	99	99	53	53	53	11	11	
11	CHARTERS	5	11	53	53	53	99	81	81	53	53	
46	GOUGH	6	99	46	46	46	81	99	99	36	36	
36	CURTLER	7	53	36	81	81	46	46	46	90	90	
99	HEARD	8	46	81	36	36	36	36	36	72	46	
20	NOBLE-EVANS	9	36	90	90	90	90	90	90	46	72	
90	THOMSON	10	90	72	72	72	72	72	72	20	20	
81	DARLING	11	81	20	20	20	20	20	20	99	17	
53	GREGORY	12	72	38	38	38	38	38	17	17	99	
72	CURTLER	13	20	25	25	51	51	51	38	38	51	
51	WARNER	14	38	51	51	17	17	17	51	51	38	
38	BRIDGES	15	25	17	17	25	25	25	25	25	25	
61	LAWRENCE	16	51	24	24	24	24	24	24	24	24	
25	HORVATH	17	24	61	61	61	61	61	61	61	61	
24	WOOD	18	61									
68	MASON	19										
64	HUSSEY	20										
96	DYE	21										
60	LEVY	22										

2024 Woods Foodservice Boxster Cup

RACE 14 - SECTOR ANALYSIS



SECTOR 1 = FL to I1, SECTOR 2 = I1 to I2, SECTOR 3 = I2 to FL, DIFF = Difference To Personal Best Lap, P = Crossed Finish Line in Pit Lane, D = Time Disallowed

P1 44		Scott EVANS		Boxster 986 S			
IDEAL LAP TIME : 2:15.886		BEST LAP TIME : 2:15.886		DIFFERENCE : 0.000			
LAP	SECTOR 1	SECTOR 2	SECTOR 3	LAP TIME	MPH	DIFF	TIME OF DAY
1 -		48.411	45.758	2:23.847 (3)	74.30	7.961	17:11:05.005
2 -	42.542	47.848	45.496	2:15.886 (1)	78.65		17:13:20.891
3 -	43.248	48.470	46.712	2:18.430 (2)	77.20	2.544	17:15:39.321

P2 86		Ben GREWCOCK		Boxster 986 S			
IDEAL LAP TIME : 2:16.479		BEST LAP TIME : 2:16.855		DIFFERENCE : 0.376			
LAP	SECTOR 1	SECTOR 2	SECTOR 3	LAP TIME	MPH	DIFF	TIME OF DAY
1 -		49.035	46.316	2:25.765 (3)	73.32	8.910	17:11:06.923
2 -	43.233	48.023	45.599	2:16.855 (1)	78.09		17:13:23.778
3 -	42.857	48.516	45.772	2:17.145 (2)	77.93	0.290	17:15:40.923

P3 81		Perry DARLING		Boxster 986 S			
IDEAL LAP TIME : 2:14.960		BEST LAP TIME : 2:15.259		DIFFERENCE : 0.299			
LAP	SECTOR 1	SECTOR 2	SECTOR 3	LAP TIME	MPH	DIFF	TIME OF DAY
1 -		49.584	45.663	2:28.877 (3)	71.79	13.618	17:11:10.035
2 -	42.366	48.057	45.387	2:15.810 (2)	78.69	0.551	17:13:25.845
3 -	42.665	47.664	44.930	2:15.259 (1)	79.01		17:15:41.104

P4 11		Ryan CHARTERS		Boxster 986 S			
IDEAL LAP TIME : 2:16.719		BEST LAP TIME : 2:17.480		DIFFERENCE : 0.761			
LAP	SECTOR 1	SECTOR 2	SECTOR 3	LAP TIME	MPH	DIFF	TIME OF DAY
1 -		49.452	45.251	2:25.998 (3)	73.20	8.518	17:11:07.156
2 -	43.378	48.090	46.012	2:17.480 (1)	77.74		17:13:24.636
3 -	43.575	48.674	45.975	2:18.224 (2)	77.32	0.744	17:15:42.860

P5 53		Wayne GREGORY		Boxster 986 S			
IDEAL LAP TIME : 2:16.658		BEST LAP TIME : 2:16.658		DIFFERENCE : 0.000			
LAP	SECTOR 1	SECTOR 2	SECTOR 3	LAP TIME	MPH	DIFF	TIME OF DAY
1 -		49.036	45.625	2:26.971 (3)	72.72	10.313	17:11:08.129
2 -	43.280	47.755	45.623	2:16.658 (1)	78.21		17:13:24.787
3 -	43.705	48.765	46.712	2:19.182 (2)	76.79	2.524	17:15:43.969

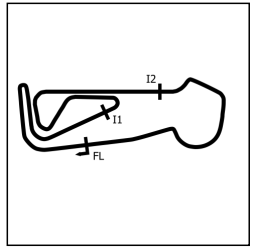
P6 36		William CURTLER		Boxster 986 S			
IDEAL LAP TIME : 2:16.425		BEST LAP TIME : 2:16.723		DIFFERENCE : 0.298			
LAP	SECTOR 1	SECTOR 2	SECTOR 3	LAP TIME	MPH	DIFF	TIME OF DAY
1 -		50.137	46.212	2:29.412 (3)	71.53	12.689	17:11:10.570
2 -	42.680	47.989	46.054	2:16.723 (1)	78.17		17:13:27.293
3 -	43.136	49.162	45.756	2:18.054 (2)	77.41	1.331	17:15:45.347

P7 90		Sarah THOMSON		Boxster 986 S			
IDEAL LAP TIME : 2:17.710		BEST LAP TIME : 2:17.792		DIFFERENCE : 0.082			
LAP	SECTOR 1	SECTOR 2	SECTOR 3	LAP TIME	MPH	DIFF	TIME OF DAY
1 -		50.134	46.889	2:30.605 (3)	70.96	12.813	17:11:11.763
2 -	43.298	48.578	46.347	2:18.223 (2)	77.32	0.431	17:13:29.986
3 -	42.965	48.660	46.167	2:17.792 (1)	77.56		17:15:47.778

P8 46		Matt GOUGH		Boxster 986 S			
IDEAL LAP TIME : 2:16.814		BEST LAP TIME : 2:17.622		DIFFERENCE : 0.808			
LAP	SECTOR 1	SECTOR 2	SECTOR 3	LAP TIME	MPH	DIFF	TIME OF DAY
1 -		49.780	45.577	2:28.164 (3)	72.13	10.542	17:11:09.322
2 -	42.455	48.782	46.385	2:17.622 (1)	77.66		17:13:26.944
3 -	43.090	55.526	46.081	2:24.697 (2)	73.86	7.075	17:15:51.641

2024 Woods Foodservice Boxster Cup

RACE 14 - SECTOR ANALYSIS



SECTOR 1 = FL to I1, SECTOR 2 = I1 to I2, SECTOR 3 = I2 to FL, DIFF = Difference To Personal Best Lap, P = Crossed Finish Line in Pit Lane, D = Time Disallowed

P9 72		Mike CURTLER		Boxster 986 S			
IDEAL LAP TIME : 2:18.900		BEST LAP TIME : 2:18.900		DIFFERENCE : 0.000			
LAP	SECTOR 1	SECTOR 2	SECTOR 3	LAP TIME	MPH	DIFF	TIME OF DAY
1 -		49.979	46.854	2:31.240 (3)	70.66	12.340	17:11:12.398
2 -	43.209	49.158	46.533	2:18.900 (1)	76.94		17:13:31.298
3 -	43.377	49.301	47.698	2:20.376 (2)	76.13	1.476	17:15:51.674

P10 20		Faye NOBLE-EVANS		Boxster 986 S			
IDEAL LAP TIME : 2:18.994		BEST LAP TIME : 2:19.259		DIFFERENCE : 0.265			
LAP	SECTOR 1	SECTOR 2	SECTOR 3	LAP TIME	MPH	DIFF	TIME OF DAY
1 -		50.566	46.970	2:32.195 (3)	70.22	12.936	17:11:13.353
2 -	43.357	49.137	46.765	2:19.259 (1)	76.74		17:13:32.612
3 -	43.092	50.776	46.800	2:20.668 (2)	75.98	1.409	17:15:53.280

P11 17		Darren KING		Boxster 986 S			
IDEAL LAP TIME : 2:19.384		BEST LAP TIME : 2:19.384		DIFFERENCE : 0.000			
LAP	SECTOR 1	SECTOR 2	SECTOR 3	LAP TIME	MPH	DIFF	TIME OF DAY
1 -		58.274	48.306	2:37.580 (3)	67.82	18.196	17:11:18.738
2 -	44.625	48.947	47.354	2:20.926 (2)	75.84	1.542	17:13:39.664
3 -	43.969	48.586	46.829	2:19.384 (1)	76.68		17:15:59.048

P12 99		Graham HEARD		Boxster 986 S			
IDEAL LAP TIME : 2:17.622		BEST LAP TIME : 2:18.929		DIFFERENCE : 1.307			
LAP	SECTOR 1	SECTOR 2	SECTOR 3	LAP TIME	MPH	DIFF	TIME OF DAY
1 -		49.050	45.420	2:26.453 (2)	72.97	7.524	17:11:07.611
2 -	43.765	48.953	46.211	2:18.929 (1)	76.93		17:13:26.540
3 -	43.249	1:02.218	47.805	2:33.272 (3)	69.73	14.343	17:15:59.812

P13 51		Stuart WARNER		Boxster 986 S			
IDEAL LAP TIME : 2:22.072		BEST LAP TIME : 2:22.758		DIFFERENCE : 0.686			
LAP	SECTOR 1	SECTOR 2	SECTOR 3	LAP TIME	MPH	DIFF	TIME OF DAY
1 -		51.974	47.544	2:35.621 (3)	68.67	12.863	17:11:16.779
2 -	44.742	49.786	48.230	2:22.758 (1)	74.86		17:13:39.537
3 -	45.973	51.571	49.406	2:26.950 (2)	72.73	4.192	17:16:06.487

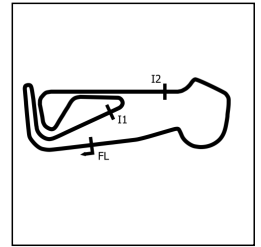
P14 38		Eric BRIDGES		Boxster 986 S			
IDEAL LAP TIME : 2:22.334		BEST LAP TIME : 2:23.773		DIFFERENCE : 1.439			
LAP	SECTOR 1	SECTOR 2	SECTOR 3	LAP TIME	MPH	DIFF	TIME OF DAY
1 -		51.029	48.176	2:34.257 (3)	69.28	10.484	17:11:15.415
2 -	44.508	49.650	49.615	2:23.773 (1)	74.33		17:13:39.188
3 -	46.083	51.214	50.157	2:27.454 (2)	72.48	3.681	17:16:06.642

P15 25		Craig HORVATH		Boxster 986 S			
IDEAL LAP TIME : 2:21.561		BEST LAP TIME : 2:21.561		DIFFERENCE : 0.000			
LAP	SECTOR 1	SECTOR 2	SECTOR 3	LAP TIME	MPH	DIFF	TIME OF DAY
1 -		51.317	47.926	2:34.866 (3)	69.01	13.305	17:11:16.024
2 -	51.935	50.139	47.502	2:29.576 (2)	71.45	8.015	17:13:45.600
3 -	44.717	49.830	47.014	2:21.561 (1)	75.50		17:16:07.161

P16 24		Sarah WOOD		Boxster 986 S			
IDEAL LAP TIME : 2:33.543		BEST LAP TIME : 2:34.084		DIFFERENCE : 0.541			
LAP	SECTOR 1	SECTOR 2	SECTOR 3	LAP TIME	MPH	DIFF	TIME OF DAY
1 -		55.091	51.947	2:44.871 (3)	64.82	10.787	17:11:26.029
2 -	49.000	53.990	52.407	2:35.397 (2)	68.77	1.313	17:14:01.426
3 -	47.941	53.655	52.488	2:34.084 (1)	69.36		17:16:35.510

2024 Woods Foodservice Boxster Cup

RACE 14 - SECTOR ANALYSIS



SECTOR 1 = FL to I1, SECTOR 2 = I1 to I2, SECTOR 3 = I2 to FL, DIFF = Difference To Personal Best Lap, P = Crossed Finish Line in Pit Lane, D = Time Disallowed

P17 61		Nick LAWRENCE		Boxster 986 S			
IDEAL LAP TIME : 2:32.574		BEST LAP TIME : 2:32.574		DIFFERENCE : 0.000			
LAP	SECTOR 1	SECTOR 2	SECTOR 3	LAP TIME	MPH	DIFF	TIME OF DAY
1 -		53.806	53.619	2:48.395 (3)	63.47	15.821	17:11:29.553
2 -	49.076	53.531	52.649	2:35.256 (2)	68.84	2.682	17:14:04.809
3 -	47.368	52.956	52.250	2:32.574 (1)	70.05		17:16:37.383

2024 Woods Foodservice Boxster Cup

RACE 14 - STATISTICS

Competitors Started 18
Planned Start 2024-10-06 @ 16:25:00.000
Actual Start 2024-10-06 @ 17:08:41.157
Finish Time 2024-10-06 @ 17:15:35.403
Track Length 2.9689mi.
Total Laps 51
Total Distance Covered 151.4144mi.

Session Fastest Lap History

NO	NAME	LAP TIME	TIME OF DAY	LAP	VEHICLE
44	Scott EVANS	2:23.847	17:11:05.009	1	Boxster 986 S
44	Scott EVANS	2:15.886	17:13:20.895	2	Boxster 986 S
81	Perry DARLING	2:15.810	17:13:25.844	2	Boxster 986 S
81	Perry DARLING	2:15.259	17:15:41.103	3	Boxster 986 S

Session Leader History

NO	NAME	FROM LAP	LAPS LED	DISTANCE	VEHICLE
44	Scott EVANS	1	3	8.90 miles	Boxster 986 S

Flag History

TYPE	TIME OF DAY
GREEN	17:08:41.157
FINISH	17:15:35.403

Flag Statistics

TYPE	COUNT	TOTAL LAPS	TOTAL TIME
Green	1	3	8:10.498
Red	0	0	0.000
Safety Car	0	0	0.000
FCY	0	0	0.000