



LUBRICANTS



Porsche Club



Motorsport



PETRO-CANADA LUBRICANTS PORSCHE CLUB CHAMPIONSHIP WITH PIRELLI



GT World Challenge Europe

Brands Hatch GP

30th April / 1st May 2022



SPORTS TIMING

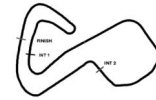
TIMING SOLUTIONS LTD

Timing & Results Provided by Timing Solutions Ltd

www.tsl-timing.com



Qualifying Brands Hatch



Provisional

Result List

Stewards / Race Management

STEWARD	David Simons
STEWARD	Tony Johnstone
STEWARD	Bill Shewan
RACE DIRECTOR	Tony Watts
CLERK OF THE COURSE	Tony Watts
TECHNICAL DELEGATE	
CHIEF TIMEKEEPER	Gethin Rees

Weather Start/Finish

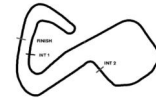
AIR	10.7°C
TRACK	22.0°C
CONDITIONS	Dry
PRESSURE	1008 hPa
AIR	10.7°C
TRACK	22.0°C
CONDITIONS	Dry
PRESSURE	1008 hPa

Track Information

GREEN FLAG	10:59:24
CHEQUERED FLAG	11:19:24
SAFETY CAR PHASE	0
FULL COURSE YELLOW PHASE	0
TRACK NAME	Brands Hatch
TRACK LENGTH	3916m
TURN COUNT	9
FASTEST LAP:	#2. MOP - 1:38.434

STARTED: 38 CLASSIFIED: 38 NOT CLASSIFIED: 0 DISQUALIFIED: 0

Nr. Drivers	Team	Lap	Best Time	Gap	Diff	Kph	Day Time
Cl. Car	Entrant						
1 2 P.Morris		3	1:38.434			143.2	11:04:51
Cl.1 Porsche 997 C2S	PMC Midlands Ltd						
2 11 J.Caley		11	1:38.491	0.057	0.057	143.1	11:18:47
Cl.1 Porsche 997 C2S	Trofeo Racing						
3 16 K.Harrison		11	1:38.806	0.372	0.315	142.6	11:18:37
Cl.1 Porsche 996 C2	Boost Oxygen						
4 9 C.Dyer		11	1:39.444	1.010	0.638	141.7	11:20:05
Cl.1 Porsche Cayman S	Strasse UK Ltd						
5 80 B.Caley		10	1:39.592	1.158	0.148	141.5	11:18:34
Cl.1 Porsche Cayman S	Trofeo Racing						
6 33 K.Molyneux		12	1:39.654	1.220	0.062	141.4	11:21:00
Cl.1 Porsche 996 C2	Ultimate 33 Racing						
7 62 N.Delagry		10	1:40.451	2.017	0.797	140.3	11:16:55
Cl.1 Porsche 997 C2S	Shirtstream						
8 48 T.Barlow		7	1:41.168	2.734	0.717	139.3	11:12:11
Cl.1 Porsche Cayman S	SW Engineering						
9 91 C.Tester		4	1:41.262	2.828	0.094	139.2	11:08:09
Cl. 2 Porsche Boxster S	Supatune Motorsport/CTR						
10 47 J.Coleman		11	1:41.434	3.000	0.172	138.9	11:19:14
Cl. 2 Porsche Boxster S	Flat Six Speed Shop						
11 17 A.Muggeridge		4	1:41.576	3.142	0.142	138.7	11:06:56
Cl.1 Porsche 996 C2	Uber GT						
12 44 A.Porter		11	1:41.873	3.439	0.297	138.3	11:19:00
Cl. 2 Porsche Boxster S	Connysport						
13 88 P.Simpson		11	1:42.110	3.676	0.237	138.0	11:18:34
Cl. 2 Porsche Boxster S	Paul Simpson/Supatune/Dynamic CCTV						
14 30 R.Morris		11	1:42.696	4.262	0.586	137.2	11:20:53
Cl. 2 Porsche Boxster S	Ross/SW Engineering/PMC Midlands						
15 70 A.Archer		11	1:43.361	4.927	0.665	136.3	11:19:25
Cl. 2 Porsche Boxster S	AMS Porsche						
16 45 P.Seagrave		8	1:43.756	5.322	0.395	135.8	11:13:42
Cl.1 Porsche 996 C2	EMC Motorsport						
17 24 C.Hazelton		11	1:44.522	6.088	0.766	134.8	11:19:25
Cl. 2 Porsche Boxster S	Porsche Centre Chester						
18 22 P.Evans		10	1:44.933	6.499	0.411	134.3	11:17:59
Class 3 Porsche Boxster S	United Washrooms						
19 20 J.Alexander		11	1:45.240	6.806	0.307	133.9	11:19:57
Cl.1 Porsche Cayman S	John Alexander/Country Classics Racing/HDML						
20 69 O.Chatham		2	1:45.453	7.019	0.213	133.6	11:03:19
Cl. 2 Porsche Boxster S	Studio Hive Architecture & Chatham Vault						
21 66 V.Sudera		8	1:46.376	7.942	0.923	132.5	11:15:11
Class 3 Porsche Boxster S	Velocity Motorsport/Unique Racing						



Provisional

Result List

Nr.	Drivers	Team	Lap	Best Time	Gap	Diff	Kph	Day Time
Cl.	Car	Entrant						
22	64 V.Blacker		10	1:46.823	8.389	0.447	131.9	11:18:31
	Cl. 2 Porsche Boxster S	HomeTech Ltd						
23	13 B.Richardson		11	1:47.828	9.394	1.005	130.7	11:19:46
	Cl. 2 Porsche Boxster S	Rindt Vehicle design						
24	10 J.Morris		6	1:48.262	9.828	0.434	130.2	11:10:43
	Cl. 2 Porsche Boxster S	Elite Motors Bodyshop						
25	90 S.Thomson		8	1:48.270	9.836	0.008	130.2	11:17:10
	Class 3 Porsche Boxster S	Sarah Thomson						
26	52 D.Labbett		9	1:48.628	10.194	0.358	129.7	11:16:41
	Class 3 Porsche Boxster S	Darren Labbett/All the gear no idea/unique						
27	117 D.King		10	1:48.685	10.251	0.057	129.7	11:18:56
	Class 3 Porsche Boxster S	Darren King/Unique Racing/Unique Porsche						
28	99 G.Heard		5	1:48.705	10.271	0.020	129.6	11:09:48
	Class 3 Porsche Boxster S	Elite Porsche						
29	600 S.Ruffell-Ward		9	1:48.873	10.439	0.168	129.4	11:17:20
	Class 3 Porsche Boxster S	Porsche Centre Leeds						
30	81 P.Darling		10	1:48.921	10.487	0.048	129.4	11:19:45
	Class 3 Porsche Boxster S	Supatune						
31	6 M.Thompson		9	1:49.966	11.532	1.045	128.1	11:19:39
	Class 3 Porsche Boxster S	Porsche Centre Bolton						
32	49 L.Sibley		8	1:50.025	11.591	0.059	128.1	11:15:27
	Class 3 Porsche Boxster S	Shorade Accident Repair Centre						
33	21 P.Markham		10	1:50.898	12.464	0.873	127.1	11:19:43
	Class 3 Porsche Boxster S	Porsche Centre Wilmslow						
34	55 S.Adams		11	1:50.961	12.527	0.063	127.0	11:21:14
	Class 3 Porsche Boxster S	Porsche Centre Cardiff						
35	76 F.Noble Evans		11	1:50.996	12.562	0.035	127.0	11:20:30
	Class 3 Porsche Boxster S	United Hygiene Solution						
36	27 K.Ludford		4	1:51.457	13.023	0.461	126.4	11:07:53
	Cl. 2 Porsche Boxster S	Retail Racing Ltd						
37	53 W.Gregory		5	1:51.885	13.451	0.428	126.0	11:09:43
	Class 3 Porsche Boxster S	Wayne Gregory/All the gear no idea/unique						
38	38 E.Bridges		8	1:53.029	14.595	1.144	124.7	11:14:40
	Class 3 Porsche Boxster S	Eric Bridges						

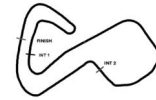
Car No. 90 and 91; 1 Lap Time removed for exceeding Tracklimits

Cars No. 81 and 47 please fits working transponder

Cars No. 90, 52, 117, 53, 27, 66, 90, 18 please check position of transponder

Subject to final scrutineering!

Publication time:	Race Director: Tony Watts	Timekeeper: Gethin Rees
-------------------	---------------------------	-------------------------



Provisional

Class Result List

Stewards / Race Management

STEWARD	David Simons
STEWARD	Tony Johnstone
STEWARD	Bill Shewan
RACE DIRECTOR	Tony Watts
CLERK OF THE COURSE	Tony Watts
TECHNICAL DELEGATE	
CHIEF TIMEKEEPER	Gethin Rees

Weather Start/Finish

AIR	10.7°C
TRACK	22.0°C
CONDITIONS	Dry
PRESSURE	1008 hPa
AIR	10.7°C
TRACK	22.0°C
CONDITIONS	Dry
PRESSURE	1008 hPa

Track Information

GREEN FLAG	10:59:24
CHEQUERED FLAG	11:19:24
SAFETY CAR PHASE	0
FULL COURSE YELLOW PHASE	0
TRACK NAME	Brands Hatch
TRACK LENGTH	3916m
TURN COUNT	9
FASTEST LAP:	#2. MOP - 1:38.434

STARTED: 38 CLASSIFIED: 38 NOT CLASSIFIED: 0 DISQUALIFIED: 0

Nr. Drivers	Team	Lap	Best Time	Gap	Diff	Kph	Day Time
Car	Competitor						

CLASS: Class 1

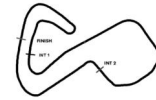
Started: 11 Classified: 11 Not Classified: 0

1	2 P.Morris		3	1:38.434			143.2	11:04:51
	Porsche 997 C2S	PMC Midlands Ltd						
2	11 J.Caley		11	1:38.491	0.057	0.057	143.1	11:18:47
	Porsche 997 C2S	Trofeo Racing						
3	16 K.Harrison		11	1:38.806	0.372	0.315	142.6	11:18:37
	Porsche 996 C2	Boost Oxygen						
4	9 C.Dyer		11	1:39.444	1.010	0.638	141.7	11:20:05
	Porsche Cayman S	Strasse UK Ltd						
5	80 B.Caley		10	1:39.592	1.158	0.148	141.5	11:18:34
	Porsche Cayman S	Trofeo Racing						
6	33 K.Molyneux		12	1:39.654	1.220	0.062	141.4	11:21:00
	Porsche 996 C2	Ultimate 33 Racing						
7	62 N.Delagry		10	1:40.451	2.017	0.797	140.3	11:16:55
	Porsche 997 C2S	Shirtstream						
8	48 T.Barlow		7	1:41.168	2.734	0.717	139.3	11:12:11
	Porsche Cayman S	SW Engineering						
9	17 A.Muggeridge		4	1:41.576	3.142	0.408	138.7	11:06:56
	Porsche 996 C2	Uber GT						
10	45 P.Seagrave		8	1:43.756	5.322	2.180	135.8	11:13:42
	Porsche 996 C2	EMC Motorsport						
11	20 J.Alexander		11	1:45.240	6.806	1.484	133.9	11:19:57
	Porsche Cayman S	John Alexander/Country Classics Racing/HDML						

CLASS: Class 2

Started: 12 Classified: 12 Not Classified: 0

1	91 C.Tester		4	1:41.262			139.2	11:08:09
	Porsche Boxster S	Supatune Motorsport/CTR						
2	47 J.Coleman		11	1:41.434	0.172	0.172	138.9	11:19:14
	Porsche Boxster S	Flat Six Speed Shop						
3	44 A.Porter		11	1:41.873	0.611	0.439	138.3	11:19:00
	Porsche Boxster S	Connysport						
4	88 P.Simpson		11	1:42.110	0.848	0.237	138.0	11:18:34
	Porsche Boxster S	Paul Simpson/Supatune/Dynamic CCTV						
5	30 R.Morris		11	1:42.696	1.434	0.586	137.2	11:20:53
	Porsche Boxster S	Ross/SW Enginnering/PMC Midlands						
6	70 A.Archer		11	1:43.361	2.099	0.665	136.3	11:19:25
	Porsche Boxster S	AMS Porsche						
7	24 C.Hazelton		11	1:44.522	3.260	1.161	134.8	11:19:25
	Porsche Boxster S	Porsche Centre Chester						
8	69 O.Chatham		2	1:45.453	4.191	0.931	133.6	11:03:19
	Porsche Boxster S	Studio Hive Architecture & Chatham Vault						



Provisional

Class Result List

Nr.	Drivers Car	Team Competitor	Lap	Best Time	Gap	Diff	Kph	Day Time
9	64 V.Blacker Porsche Boxster S	HomeTech Ltd	10	1:46.823	5.561	1.370	131.9	11:18:31
10	13 B.Richardson Porsche Boxster S	Rindt Vehicle design	11	1:47.828	6.566	1.005	130.7	11:19:46
11	10 J.Morris Porsche Boxster S	Elite Motors Bodyshop	6	1:48.262	7.000	0.434	130.2	11:10:43
12	27 K.Ludford Porsche Boxster S	Retail Racing Ltd	4	1:51.457	10.195	3.195	126.4	11:07:53

CLASS: Class 3

Started: 15

Classified: 15

Not Classified: 0

1	22 P.Evans Porsche Boxster S	United Washrooms	10	1:44.933			134.3	11:17:59
2	66 V.Sudera Porsche Boxster S	Velocity Motorsport/Unique Racing	8	1:46.376	1.443	1.443	132.5	11:15:11
3	90 S.Thomson Porsche Boxster S	Sarah Thomson	8	1:48.270	3.337	1.894	130.2	11:17:10
4	52 D.Labbett Porsche Boxster S	Darren Labbett/All the gear no idea/unique	9	1:48.628	3.695	0.358	129.7	11:16:41
5	117 D.King Porsche Boxster S	Darren King/Unique Racing/Unique Porsche	10	1:48.685	3.752	0.057	129.7	11:18:56
6	99 G.Heard Porsche Boxster S	Elite Porsche	5	1:48.705	3.772	0.020	129.6	11:09:48
7	600 S.Ruffell-Ward Porsche Boxster S	Porsche Centre Leeds	9	1:48.873	3.940	0.168	129.4	11:17:20
8	81 P.Darling Porsche Boxster S	Supatune	10	1:48.921	3.988	0.048	129.4	11:19:45
9	6 M.Thompson Porsche Boxster S	Porsche Centre Bolton	9	1:49.966	5.033	1.045	128.1	11:19:39
10	49 L.Sibley Porsche Boxster S	Shorade Accident Repair Centre	8	1:50.025	5.092	0.059	128.1	11:15:27
11	21 P.Markham Porsche Boxster S	Porsche Centre Wilmslow	10	1:50.898	5.965	0.873	127.1	11:19:43
12	55 S.Adams Porsche Boxster S	Porsche Centre Cardiff	11	1:50.961	6.028	0.063	127.0	11:21:14
13	76 F.Noble Evans Porsche Boxster S	United Hygiene Solution	11	1:50.996	6.063	0.035	127.0	11:20:30
14	53 W.Gregory Porsche Boxster S	Wayne Gregory/All the gear no idea/unique	5	1:51.885	6.952	0.889	126.0	11:09:43
15	38 E.Bridges Porsche Boxster S	Eric Bridges	8	1:53.029	8.096	1.144	124.7	11:14:40

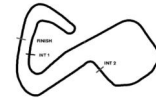
Car No. 90 and 91; 1 Lap Time removed for exceeding Tracklimits

Cars No. 81 and 47 please fits working transponder

Cars No. 90, 52, 117, 53, 27, 66, 90, 18 please check position of transponder

Subject to final scrutineering!

Publication time:	Race Director: Tony Watts	Timekeeper: Gethin Rees
-------------------	---------------------------	-------------------------



Provisional

Result List

Stewards / Race Management

STEWARD	David Simons
STEWARD	Tony Johnstone
STEWARD	Bill Shewan
RACE DIRECTOR	Tony Watts
CLERK OF THE COURSE	Tony Watts
TECHNICAL DELEGATE	
CHIEF TIMEKEEPER	Gethin Rees

Weather Start/Finish

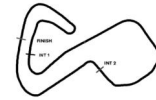
AIR	10.7°C
TRACK	22.0°C
CONDITIONS	Dry
PRESSURE	1008 hPa
AIR	10.7°C
TRACK	22.0°C
CONDITIONS	Dry
PRESSURE	1008 hPa

Track Information

GREEN FLAG	10:59:24
CHEQUERED FLAG	11:19:24
SAFETY CAR PHASE	0
FULL COURSE YELLOW PHASE	0
TRACK NAME	Brands Hatch
TRACK LENGTH	3916m
TURN COUNT	9
FASTEST LAP:	#2. MOP - 1:38.434

STARTED: 38 CLASSIFIED: 37 NOT CLASSIFIED: 1 DISQUALIFIED: 0

Nr. Drivers	Team	Lap	Best Time	Gap	Diff	Kph	Day Time
Cl. Car	Entrant						
1 2 P.Morris		10	1:38.559			143.0	11:18:10
Cl.1 Porsche 997 C2S	PMC Midlands Ltd						
2 16 K.Harrison		10	1:38.925	0.366	0.366	142.5	11:16:59
Cl.1 Porsche 996 C2	Boost Oxygen						
3 11 J.Caley		6	1:39.056	0.497	0.131	142.3	11:10:28
Cl.1 Porsche 997 C2S	Trofeo Racing						
4 9 C.Dyer		9	1:40.105	1.546	1.049	140.8	11:16:44
Cl.1 Porsche Cayman S	Strasse UK Ltd						
5 80 B.Caley		6	1:40.116	1.557	0.011	140.8	11:10:32
Cl.1 Porsche Cayman S	Trofeo Racing						
6 33 K.Molyneux		6	1:40.341	1.782	0.225	140.4	11:10:35
Cl.1 Porsche 996 C2	Ultimate 33 Racing						
7 62 N.Delagry		7	1:41.091	2.532	0.750	139.4	11:11:47
Cl.1 Porsche 997 C2S	Shirtstream						
8 48 T.Barlow		9	1:41.206	2.647	0.115	139.2	11:15:48
Cl.1 Porsche Cayman S	SW Engineering						
9 91 C.Tester		8	1:41.284	2.725	0.078	139.1	11:19:11
Cl. 2 Porsche Boxster S	Supatune Motorsport/CTR						
10 17 A.Muggeridge		6	1:41.721	3.162	0.437	138.5	11:10:20
Cl.1 Porsche 996 C2	Uber GT						
11 88 P.Simpson		7	1:42.195	3.636	0.474	137.9	11:11:25
Cl. 2 Porsche Boxster S	Paul Simpson/Supatune/Dynamic CCTV						
12 47 J.Coleman		10	1:42.292	3.733	0.097	137.8	11:17:32
Cl. 2 Porsche Boxster S	Flat Six Speed Shop						
13 30 R.Morris		10	1:42.833	4.274	0.541	137.0	11:19:10
Cl. 2 Porsche Boxster S	Ross/SW Engineering/PMC Midlands						
14 44 A.Porter		7	1:42.999	4.440	0.166	136.8	11:12:08
Cl. 2 Porsche Boxster S	Connysport						
15 70 A.Archer		7	1:43.564	5.005	0.565	136.1	11:12:22
Cl. 2 Porsche Boxster S	AMS Porsche						
16 45 P.Seagrave		11	1:43.820	5.261	0.256	135.7	11:20:50
Cl.1 Porsche 996 C2	EMC Motorsport						
17 24 C.Hazelton		7	1:45.159	6.600	1.339	134.0	11:12:13
Cl. 2 Porsche Boxster S	Porsche Centre Chester						
18 20 J.Alexander		9	1:45.393	6.834	0.234	133.7	11:16:26
Cl.1 Porsche Cayman S	John Alexander/Country Classics Racing/HDML						
19 22 P.Evans		9	1:45.867	7.308	0.474	133.1	11:16:14
Class 3 Porsche Boxster S	United Washrooms						
20 66 V.Sudera		9	1:47.081	8.522	1.214	131.6	11:16:59
Class 3 Porsche Boxster S	Velocity Motorsport/Unique Racing						
21 10 J.Morris		10	1:48.398	9.839	1.317	130.0	11:19:32
Cl. 2 Porsche Boxster S	Elite Motors Bodyshop						



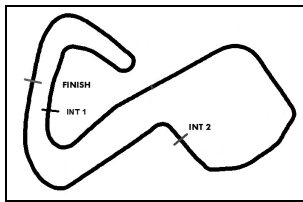
Provisional

Result List

Nr. Drivers	Team	Lap	Best Time	Gap	Diff	Kph	Day Time
Cl. Car	Entrant						
22 90 S.Thomson		6	1:48.452	9.893	0.054	129.9	11:13:31
Class 3 Porsche Boxster S	Sarah Thomson						
23 52 D.Labbett		10	1:48.945	10.386	0.493	129.4	11:18:30
Class 3 Porsche Boxster S	Darren Labbett/All the gear no idea/unique						
24 81 P.Darling		8	1:49.112	10.553	0.167	129.2	11:16:02
Class 3 Porsche Boxster S	Supatune						
25 13 B.Richardson		10	1:49.251	10.692	0.139	129.0	11:17:58
Cl. 2 Porsche Boxster S	Rindt Vehicle design						
26 600 S.Ruffell-Ward		7	1:49.479	10.920	0.228	128.7	11:13:41
Class 3 Porsche Boxster S	Porsche Centre Leeds						
27 64 V.Blacker		9	1:49.482	10.923	0.003	128.7	11:16:44
Cl. 2 Porsche Boxster S	HomeTech Ltd						
28 99 G.Heard		4	1:50.003	11.444	0.521	128.1	11:08:00
Class 3 Porsche Boxster S	Elite Porsche						
29 6 M.Thompson		6	1:50.003	11.444		128.1	11:12:01
Class 3 Porsche Boxster S	Porsche Centre Bolton						
30 117 D.King		9	1:50.064	11.505	0.061	128.0	11:17:08
Class 3 Porsche Boxster S	Darren King/Unique Racing/Unique Porsche						
31 49 L.Sibley		10	1:50.171	11.612	0.107	127.9	11:19:25
Class 3 Porsche Boxster S	Shorade Accident Repair Centre						
32 21 P.Markham		9	1:50.949	12.390	0.778	127.0	11:17:52
Class 3 Porsche Boxster S	Porsche Centre Wilmslow						
33 76 F.Noble Evans		7	1:51.199	12.640	0.250	126.7	11:13:01
Class 3 Porsche Boxster S	United Hygiene Solution						
34 27 K.Ludford		5	1:51.475	12.916	0.276	126.4	11:09:44
Cl. 2 Porsche Boxster S	Retail Racing Ltd						
35 53 W.Gregory		4	1:51.970	13.411	0.495	125.9	11:07:51
Class 3 Porsche Boxster S	Wayne Gregory/All the gear no idea/unique						
36 55 S.Adams		6	1:52.081	13.522	0.111	125.7	11:10:14
Class 3 Porsche Boxster S	Porsche Centre Cardiff						
37 38 E.Bridges		9	1:53.686	15.127	1.605	124.0	11:16:34
Class 3 Porsche Boxster S	Eric Bridges						
Not classified							
69 O.Chatham							
Cl. 2 Porsche Boxster S	Studio Hive Architecture & Chatham Vault						

Subject to final scrutineering!

Publication time:	Race Director: Tony Watts	Timekeeper: Gethin Rees
-------------------	---------------------------	-------------------------



Porsche Cup Championship



Porsche Club
Motorsport



Sector List Qualifying

Provisional

Brands Hatch, Length: 3916m
Air temperature: N/A°C
Track temperature: N/A°C
Weather condition: Dry

Saturday, April 30, 2022 11:05:00

Lap Id	Time	SE1	SP1	SE2	SP2	SE3	SP3	TSP	Lap Id	Time	SE1	SP1	SE2	SP2	SE3	SP3	TSP
2	Morris	theoretical besttime: 1:37.870															
1 0	2:05.425	51.065	147	48.707	113	25.653	195	192	7 0	3:17.023	31.502	152	49.917	128	1:55.604	172	
2 0	1:43.905	32.705	152	46.647	144	24.553	198	200	8 0	1:43.926	34.602	158	45.219	148	24.105	197	206
3 0	1:38.434	30.993	156	43.951	147	23.490	199	206	9 0	1:40.182	31.474	160	44.574	151	24.134	200	204
4 0	1:38.728	30.521	158	44.471	139	23.736	199	207	10 0	1:38.559	30.916	162	43.859	153	23.784	201	208
5 0	1:40.060	31.513	160	44.515	143	24.032	198	204	11 0	1:43.325	33.152	148	46.104	139	24.069	185	192
6 0	1:39.606	30.789	157	44.997	137	23.820	197	199									

6	Thompson	theoretical besttime: 1:49.243															
1 0	3:07.903	1:38.263	112	1:00.330	109	29.310	159	130	6 0	1:50.003	34.055	146	49.921	132	26.027	182	185
2 0	1:59.070	38.682	128	52.707	113	27.681	177	170	7 0	3:51.377	44.285	135	54.773	119	2:12.319	134	
3 0	1:56.041	36.662	119	52.878	119	26.501	179	175	8 0	1:56.829	41.100	143	49.365	130	26.364	181	183
4 0	1:52.965	36.325	144	50.425	120	26.215	182	183	9 0	1:49.966	34.577	140	49.455	127	25.934	179	185
5 0	1:51.042	34.932	140	50.287	124	25.823	182	179									

9	Dyer	theoretical besttime: 1:38.805															
1 0	2:00.911	46.559	139	49.512	130	24.840	193	174	7 0	3:24.691	31.424	156	48.263	118	2:05.004	190	
2 0	1:42.680	31.968	155	46.063	132	24.649	197	194	8 0	1:46.883	37.684	153	44.968	143	24.231	197	197
3 0	1:41.179	31.363	159	45.541	137	24.275	196	202	9 0	1:40.105	31.336	156	44.367	141	24.402	194	199
4 0	1:40.997	31.382	157	45.726	140	23.889	196	192	10 0	1:41.559	30.849	162	46.682	130	24.028	196	197
5 0	1:40.411	31.744	158	44.622	136	24.045	196	200	11 0	1:39.444	31.462	153	44.393	138	23.589	197	198
6 0	1:42.206	32.029	159	45.915	137	24.262	193	187									

10	Morris	theoretical besttime: 1:47.515															
1 0	2:06.287	46.499	127	52.406	125	27.382	182	173	6 0	1:48.262	33.545	151	48.710	129	26.007	187	186
2 0	1:52.578	34.503	151	51.950	126	26.125	187	177	7 0	3:16.842	33.567	153	48.453	130	1:54.822	186	
3 0	1:52.866	34.575	140	51.810	131	26.481	186	170	8 0	1:53.928	38.838	143	49.340	139	25.750	189	178
4 0	1:49.497	33.906	151	49.277	137	26.314	186	188	9 0	1:49.809	33.398	152	49.686	130	26.725	187	187
5 0	1:49.707	33.595	153	49.681	134	26.431	188	185	10 0	1:48.398	34.281	151	48.372	134	25.745	187	188

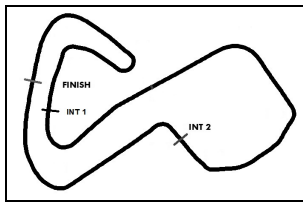
11	Caley	theoretical besttime: 1:37.986															
1 0	2:20.577	1:01.131	137	52.784	116	26.662	175	171	7 0	1:39.916	31.229	160	44.681	135	24.006	197	207
2 0	1:47.303	34.331	147	48.410	138	24.562	196	179	8 0	1:39.584	31.678	159	44.257	144	23.649	200	207
3 0	1:44.732	32.456	150	47.544	133	24.732	198	199	9 0	1:40.599	30.787	162	45.691	139	24.121	199	198
4 0	1:40.602	32.011	156	44.794	143	23.797	200	204	10 0	1:40.728	31.528	155	45.084	141	24.116	197	203
5 0	1:52.055	32.087	135	54.899	99	25.069	197	160	11 0	1:38.491	31.271	160	43.753	146	23.467	201	207
6 0	1:39.056	30.766	156	44.206	143	24.084	193	204	12 0	1:45.151	34.222	144	46.699	130	24.230	189	190

13	Richardson	theoretical besttime: 1:47.828																	
1 0	1:11.828					1:11.828					7 0	1:51.932	34.929	134	51.148	129	25.855	176	170
2 0	2:17.896	47.037	126	59.432	100	31.427	162	168	8 0	1:56.539	35.505	142	51.900	97	29.134	174	177		
3 0	1:58.573	37.710	130	52.998	130	27.865	172	164	9 0	1:51.531	34.079	144	51.156	125	26.296	175	170		
4 0	1:51.694	34.475	135	50.497	131	26.722	175	178	10 0	1:49.251	34.177	142	49.188	128	25.886	177	177		
5 0	1:50.864	34.009	147	50.222	128	26.633	176	160	11 0	1:47.828	33.675	145	48.692	135	25.461	178	170		
6 0	1:54.199	34.325	143	52.663	122	27.211	166	156											

16	Harrison	theoretical besttime: 1:38.659															
1 0	2:30.469	1:16.708	151	49.043	122	24.718	199	177	7 0	1:39.890	31.235	163	44.778	144	23.877	202	206
2 0	1:44.004	34.306	154	45.748	139	23.950	200	205	8 0	1:39.161	31.124	163	44.263	138	23.774	202	206
3 0	1:40.656	31.590	163	45.118	137	23.948	202	206	9 0	1:40.075	31.250	161	44.386	134	24.439	201	206
4 0	1:40.132	30.928	156	45.440	136	23.764	202	205	10 0	1:38.925	31.071	163	44.037	140	23.817	202	206
5 0	1:42.335	31.282	162	46.653	135	24.400	200	202	11 0	1:38.806	30.907	164	44.184	138	23.715	201	206
6 0	1:39.277	31.108	163	44.374	142	23.795	203	206	12 0	1:41.319	31.041	163	46.101	136	24.177	200	206

17	Muggeridge	theoretical besttime: 1:40.919															
1 0	2:18.446	59.881	139	52.443	124	26.122	188	164	7 0	1:42.512	32.457	157	45.706	144	24.349	191	197
2 0	1:45.961	34.031	152	47.182	141	24.748	189	190	8 0	1:42.345	32.564	156	45.178	136	24.603	191	197
3 0	1:46.522	31.835	155	49.733	135	24.954	189	195	9 0	1:42.166	31.482	158	45.948	133	24.736	192	197
4 0	1:41.576	31.749	157	45.513	131	24.314	193	196	10 0	1:42.454	31.836	157	46.325	145	24.293	191	193





Porsche Cup Championship



Porsche Club
Motorsport



Sector List Qualifying

Provisional

Brands Hatch, Length: 3916m
Air temperature: N/A°C
Track temperature: N/A°C
Weather condition: Dry

Saturday, April 30, 2022 11:05:00

Lap	Id	Time	SE1	SP1	SE2	SP2	SE3	SP3	TSP	Lap	Id	Time	SE1	SP1	SE2	SP2	SE3	SP3	TSP
5	0	1:42.427	32.300	155	45.815	143	24.312	192	195	11	0	1:42.862	32.029	157	46.083	140	24.750	190	196
6	0	1:41.721	31.448	156	45.386	142	24.887	191	197	12	0	1:42.001	31.765	156	45.650	140	24.586	190	196

20 Alexander

theoretical besttime: 1:44.811

1	0	2:38.545	1:16.553	118	55.290	101	26.702	182	170	7	0	1:46.070	33.193	155	48.023	115	24.854	193	193
2	0	1:50.864	35.567	148	49.937	116	25.360	191	185	8	0	1:46.123	32.726	157	47.842	128	25.555	192	188
3	0	1:49.589	33.411	143	50.919	116	25.259	188	183	9	0	1:45.393	32.802	152	47.525	123	25.066	192	196
4	0	1:50.041	34.195	146	50.219	122	25.627	192	176	10	0	1:46.428	32.934	153	48.344	128	25.150	194	187
5	0	1:48.140	33.495	144	49.540	118	25.105	191	186	11	0	1:45.240	33.038	153	47.231	122	24.971	179	192
6	0	1:47.286	33.285	153	48.444	122	25.557	192	191										

21 Markham, GBR(#1)

theoretical besttime: 1:50.533

1	0	1:06.659					1:06.659			6	0	3:40.886	36.187	139	49.992	118	2:14.707		185
2	0	2:05.972	43.791	120	53.825	113	28.356	180	162	7	0	2:06.805	43.482	127	55.903	102	27.420	185	165
3	0	1:57.693	37.419	127	53.272	116	27.002	182	168	8	0	1:51.076	34.655	144	49.894	120	26.527	185	183
4	0	1:54.685	35.063	126	52.892	119	26.730	184	175	9	0	1:50.949	34.814	139	49.960	121	26.175	183	184
5	0	1:53.572	36.632	143	50.448	117	26.492	183	173	10	0	1:50.898	34.950	146	49.703	121	26.245	183	188

22 Evans, GBR(#1)

theoretical besttime: 1:44.933

1	0	1:15.537					1:15.537			7	0	1:47.638	33.268	147	48.455	126	25.915	183	189
2	0	2:34.412	53.459	99	1:08.525	102	32.428	149	108	8	0	1:46.463	33.130	149	47.902	131	25.431	185	190
3	0	2:07.755	42.699	126	56.519	109	28.537	180	177	9	0	1:45.867	32.915	149	47.361	136	25.591	184	190
4	0	1:55.826	35.709	144	52.155	121	27.962	180	187	10	0	1:44.933	32.522	151	47.037	135	25.374	186	190
5	0	1:49.047	33.527	150	49.453	122	26.067	183	189	11	0	1:57.715	33.685	151	56.491	97	27.539	182	176
6	0	1:47.993	33.518	148	48.453	132	26.022	183	190										

24 Hazelton

theoretical besttime: 1:43.352

1	0	2:03.601	44.823	136	52.483	118	26.295	184	179	7	0	1:45.159	32.863	151	47.645	131	24.651	190	195
2	0	1:50.111	34.541	143	49.861	124	25.709	180	182	8	0	1:54.305	37.426	138	50.609	120	26.270	191	189
3	0	1:49.703	36.189	146	48.335	133	25.179	190	193	9	0	1:46.407	32.843	148	48.110	133	25.454	190	193
4	0	1:47.947	33.660	126	49.155	122	25.132	190	170	10	0	1:46.772	33.860	149	48.316	135	24.596	190	186
5	0	1:46.938	33.357	147	48.194	134	25.387	189	192	11	0	1:44.522	32.305	151	46.451	132	25.766	186	194
6	0	1:45.961	32.513	146	48.242	128	25.206	190	191										

27 Ludford

theoretical besttime: 1:50.844

1	0	2:43.370	1:19.342	121	56.005	109	28.023	170	160	7	0	1:51.769	34.503	126	51.233	124	26.033	181	173
2	0	1:58.305	35.646	132	52.851	124	29.808	138	167	8	0	1:54.304	35.181	126	52.595	127	26.528	180	165
3	0	1:55.721	36.486	121	52.847	124	26.388	183	169	9	0	1:52.733	34.581	139	51.244	126	26.908	178	170
4	0	1:51.457	34.364	140	50.974	127	26.119	182	181	10	0	1:53.982	35.113	144	51.900	126	26.969	156	180
5	0	1:51.475	34.995	137	50.627	129	25.853	183	172	11	0	1:54.746	37.500	139	50.822	133	26.424	179	183
6	0	1:53.375	35.083	140	50.896	124	27.396	166	179										

30 Morris

theoretical besttime: 1:42.372

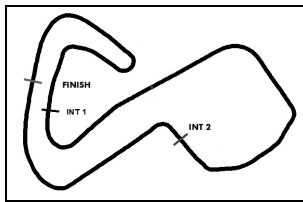
1	0	2:07.568	49.780	134	51.650	126	26.138	185	147	7	0	1:54.821	41.150	146	48.704	130	24.967	188	184
2	0	1:46.777	33.454	151	48.013	126	25.310	186	189	8	0	1:43.366	32.164	153	46.328	137	24.874	187	189
3	0	1:46.651	34.358	144	47.212	133	25.081	186	192	9	0	1:43.955	32.016	147	47.155	141	24.784	187	190
4	0	1:48.595	33.892	99	49.065	125	25.638	183	187	10	0	1:42.833	31.932	154	46.272	137	24.629	188	191
5	0	1:43.926	32.468	154	46.383	140	25.075	186	191	11	0	1:42.696	32.256	154	45.920	140	24.520	187	192
6	0	3:28.148	36.140	90	55.600	118	1:56.408		164										

33 Molyneux

theoretical besttime: 1:39.443

1	0	1:43.724					1:43.724			7	0	1:40.695	30.891	164	45.709	135	24.095	197	195
2	0	1:51.535	38.680	144	48.411	136	24.444	193	188	8	0	1:49.689	35.640	155	48.697	118	25.352	197	196
3	0	1:44.040	32.414	151	47.453	140	24.173	196	199	9	0	1:42.451	32.158	155	46.391	140	23.902	200	202
4	0	2:27.046	31.231	149	49.124	115	1:06.691		201	10	0	1:42.266	31.103	139	46.632	136	24.531	200	199
5	0	1:44.812	34.944	156	45.499	141	24.369	198	201	11	0	1:50.407	33.861	76	50.416	114	26.130	199	165
6	0	1:40.341	30.875	161	45.743	140	23.723	199	204	12	0	1:39.654	31.086	160	44.981	147	23.587	198	204





Porsche Cup Championship



Porsche Club
Motorsport



Sector List Qualifying

Provisional

Brands Hatch, Length: 3916m
Air temperature: N/A°C
Track temperature: N/A°C
Weather condition: Dry

Saturday, April 30, 2022 11:05:00

Lap Id	Time	SE1	SP1	SE2	SP2	SE3	SP3	TSP	Lap Id	Time	SE1	SP1	SE2	SP2	SE3	SP3	TSP
38	Bridges, GBR(#1)								theoretical besttime: 1:52.727								
1 0	1:08.876					1:08.876			7 0	1:55.431	35.692	116	52.902	119	26.837	181	176
2 0	2:21.894	44.351	122	1:03.749	64	33.794	169	168	8 0	1:53.029	34.704	147	51.312	122	27.013	179	177
3 0	2:01.880	37.376	124	56.468	117	28.036	177	160	9 0	1:53.686	34.853	147	51.913	114	26.920	182	179
4 0	1:56.989	36.007	124	53.627	114	27.355	175	167	10 0	1:54.612	34.794	145	53.007	105	26.811	181	180
5 0	2:02.732	38.234	141	54.677	119	29.821	175	172	11 0	1:56.417	34.604	140	54.872	130	26.941	182	171
6 0	1:55.861	34.832	141	53.769	118	27.260	180	177									

44	Porter, GBR(#1)								theoretical besttime: 1:41.873								
1 0	2:09.447	53.015	142	50.406	122	26.026	185	182	7 0	1:42.999	31.943	150	46.286	146	24.770	184	192
2 0	1:47.578	33.624	151	48.781	133	25.173	187	190	8 0	1:43.014	32.457	154	45.919	144	24.638	188	192
3 0	1:46.609	33.265	148	48.199	131	25.145	189	192	9 0	1:43.411	32.021	154	46.912	137	24.478	186	191
4 0	1:46.569	32.567	129	49.049	136	24.953	188	171	10 0	1:43.048	31.702	155	46.670	145	24.676	187	190
5 0	1:46.884	33.430	153	48.483	141	24.971	184	167	11 0	1:41.873	31.683	152	45.746	148	24.444	188	191
6 0	1:44.428	32.595	150	47.126	141	24.707	185	194	12 0	1:44.685	32.180	154	47.702	143	24.803	184	194

45	Seagrave								theoretical besttime: 1:43.550								
1 0	2:03.519	45.977	131	51.764	113	25.778	191	173	7 0	1:44.531	32.730	153	47.082	138	24.719	195	200
2 0	1:47.381	33.760	146	48.417	135	25.204	191	191	8 0	1:43.756	32.424	152	46.671	142	24.661	198	188
3 0	1:45.127	32.892	154	47.623	140	24.612	194	178	9 0	3:34.544	32.856	148	47.111	138	2:14.577		197
4 0	1:45.944	32.866	120	48.404	136	24.674	196	198	10 0	1:49.589	37.498	154	47.386	135	24.705	195	193
5 0	1:43.892	32.454	146	46.708	136	24.730	195	197	11 0	1:43.820	32.460	154	46.655	140	24.705	195	198
6 0	1:44.461	32.752	156	46.514	124	25.195	197	197									

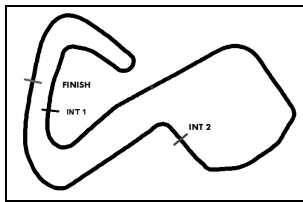
47	Coleman, GBR(#1)								theoretical besttime: 1:39.523								
1 0	2:06.272	50.152	129	50.390	126	25.730		163	7 0	1:45.048	32.282	153	47.946	89	24.820		190
2	1:44.691	33.081	148	48.891	116	22.719		182	8 0	1:50.888	35.728	151	49.065	109	26.095		181
3 0	1:45.420	34.294	156	46.544	137	24.582		196	9 0	1:42.540	31.730	156	46.390	147	24.420		186
4 0	1:58.219	37.676	104	52.704	77	27.839		165	10 0	1:42.292	31.295	156	46.079	147	24.918		195
5 0	1:43.938	31.213	155	47.741	137	24.984		195	11 0	1:41.434	31.479	156	45.591	147	24.364		196
6 0	1:49.513	36.564	96	47.963	143	24.986		193	12 0	2:20.776	32.408	151	46.266	145	1:02.102		194

48	Barlow								theoretical besttime: 1:40.150								
1 0	2:24.381			1:58.438	123	25.943	188	165	7 0	1:41.168	31.354	158	45.707	137	24.107	196	206
2 0	1:47.294	34.108	154	48.148	130	25.038	192	185	8 0	1:54.972	37.755	156	51.451	112	25.766	195	162
3 0	1:46.696	32.347	151	48.682	115	25.667	192	197	9 0	1:41.206	31.850	155	45.311	138	24.045	197	203
4 0	1:43.213	32.207	154	46.439	135	24.567	193	200	10 0	1:42.247	31.127	157	46.555	124	24.565	194	196
5 0	1:41.858	31.327	183	46.328	136	24.203	194	202	11 0	1:41.638	31.412	157	46.001	136	24.225	195	180
6 0	1:43.196	31.103	184	47.875	140	24.218	195	200	12 0	1:42.068	32.646	156	45.002	131	24.420	194	202

49	Sibley, GBR(#1)								theoretical besttime: 1:49.361								
1 0	2:56.075	1:31.050	104	56.990	108	28.035	172	133	6 0	1:50.178	35.051	139	49.345	126	25.782	181	183
2 0	1:54.687	36.923	133	51.469	118	26.295	180	179	7 0	1:51.083	35.799	132	49.535	123	25.749	181	183
3 0	1:55.052	36.222	101	52.068	115	26.762	179	172	8 0	1:50.025	35.715	135	48.620	127	25.690	181	181
4 0	1:53.154	36.513	120	50.526	123	26.115	180	182	9 0	2:08.059	35.123	140	1:05.728	121	27.208	180	175
5 0	1:52.801	35.860	122	50.788	122	26.153	180	184	10 0	1:50.171	35.231	138	48.672	130	26.268	178	186

52	Labbett, GBR(#1)								theoretical besttime: 1:48.266								
1 0	2:29.028	1:04.939	126	56.241	115	27.848	177	164	7 0	1:49.777	34.400	146	49.415	132	25.962	183	188
2 0	1:54.529	36.333	127	51.602	124	26.594	180	186	8 0	1:49.696	33.701	150	49.488	133	26.507	182	189
3 0	1:52.825	34.651	138	51.459	122	26.715	182	185	9 0	1:48.628	33.451	144	49.314	127	25.863	183	190
4 0	1:51.538	35.139	140	49.956	124	26.443	181	188	10 0	1:48.945	33.956	143	49.488	137	25.501	184	188
5 0	1:50.914	34.145	144	50.514	130	26.255	181	183	11 0	1:52.219	34.205	141	50.472	136	27.542	170	186
6 0	1:50.008	34.259	144	49.580	133	26.169	183	189									





Porsche Cup Championship



Porsche Club
Motorsport



Sector List Qualifying

Provisional

Brands Hatch, Length: 3916m
Air temperature: N/A°C
Track temperature: N/A°C
Weather condition: Dry

Saturday, April 30, 2022 11:05:00

Lap Id	Time	SE1	SP1	SE2	SP2	SE3	SP3	TSP	Lap Id	Time	SE1	SP1	SE2	SP2	SE3	SP3	TSP
53	Gregory, GBR(#1)								theoretical besttime: 1:51.485								
1 0	2:47.093	1:22.709	118	56.383	107	28.001	175	149	6 0	1:52.362	34.972	145	50.967	119	26.423	179	185
2 0	1:54.452	36.045	146	51.538	124	26.869	177	159	7 0	2:03.092	35.553	109	57.844	87	29.695	177	109
3 0	1:54.002	35.306	138	51.787	124	26.909	178	178	8 0	1:58.998	35.783	134	56.460	110	26.755	177	140
4 0	1:51.970	35.177	145	50.365	131	26.428	180	184	9 0	1:59.168	35.199	145	51.361	126	32.608	174	183
5 0	1:51.885	34.697	145	50.654	128	26.534	172	184	10 0	1:53.227	34.886	145	51.453	127	26.888	174	138

55	Adams								theoretical besttime: 1:50.961								
1 0	1:04.882					1:04.882			7 0	1:52.669	34.899	145	51.007	119	26.763	180	178
2 0	2:06.915	43.240	128	55.192	108	28.483	171	166	8 0	3:10.471	37.261	137	51.587	103	1:41.623		170
3 0	1:55.888	36.194	136	52.201	119	27.493	180	180	9 0	2:06.825	45.573	140	54.350	120	26.902	181	146
4 0	1:56.423	36.575	114	53.021	122	26.827	182	168	10 0	1:59.427	35.629	118	55.745	113	28.053	177	162
5 0	1:54.032	36.745	144	50.586	122	26.701	180	179	11 0	1:50.961	34.884	144	49.601	119	26.476	178	183
6 0	1:52.081	34.992	136	50.450	126	26.639	181	168									

62	Delagry, GBR(#1)								theoretical besttime: 1:40.297								
1 0	2:05.181	48.107	130	51.333	115	25.741	194	162	7 0	1:41.091	31.681	158	45.299	135	24.111	199	206
2 0	1:45.973	33.728	143	47.323	134	24.922	198	187	8 0	1:45.078	34.528	154	46.675	125	23.875	201	199
3 0	1:43.175	32.959	154	45.930	137	24.286	199	186	9 0	1:42.174	32.257	156	46.047	140	23.870	201	203
4 0	1:44.128	32.094	154	47.360	124	24.674	199	197	10 0	1:40.451	31.835	158	44.959	134	23.657	201	201
5 0	1:41.761	32.125	157	45.454	127	24.182	200	198	11 0	4:28.648	32.339	141	48.946	130	3:07.363		166
6 0	1:41.930	32.643	157	45.271	131	24.016	201	204									

64	Blacker, GBR(#1)								theoretical besttime: 1:46.823								
1 0	2:23.688	58.187	138	57.022	117	28.479	177	152	7 0	1:51.621	34.350	145	51.444	135	25.827	185	187
2 0	1:56.521	36.109	141	53.188	109	27.224	182	179	8 0	1:49.742	33.892	152	50.116	134	25.734	186	190
3 0	1:56.965	34.268	140	54.198	109	28.499	182	180	9 0	1:49.482	34.475	150	49.214	129	25.793	183	190
4 0	1:51.675	34.980	144	50.647	127	26.048	182	178	10 0	1:46.823	33.146	151	48.172	135	25.505	186	191
5 0	1:50.607	34.471	150	50.081	128	26.055	184	187	11 0	1:51.715	33.640	129	52.320	135	25.755	184	187
6 0	1:49.787	34.033	136	49.815	131	25.939	185	181									

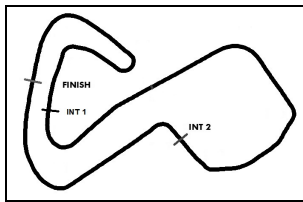
66	Sudera, GBR(#1)								theoretical besttime: 1:46.351								
1 0	2:54.113	1:31.478	109	54.844	109	27.791	180	168	7 0	1:47.994	33.639	147	48.401	129	25.954	183	193
2 0	1:51.268	35.212	145	49.595	123	26.461	182	190	8 0	1:46.376	33.208	148	47.630	130	25.538	185	193
3 0	1:59.968	33.922	142	55.861	101	30.185	181	182	9 0	1:47.081	33.390	150	47.971	131	25.720	185	186
4 0	1:50.509	33.938	148	50.623	129	25.948	182	190	10 0	1:48.188	34.201	145	47.792	137	26.195	185	191
5 0	1:47.909	33.785	148	48.389	131	25.735	185	192	11 0	1:47.121	33.515	149	47.605	130	26.001	184	192
6 0	1:49.637	33.273	150	49.731	122	26.633	184	192									

69	Chatham, GBR(#1)								theoretical besttime: 1:45.453								
1 0	2:09.622	53.457	138	50.270	122	25.895	185	172	3		33.603	151					
2 0	1:45.453	32.510	154	48.414	131	24.529	189	176									

70	Archer								theoretical besttime: 1:43.172								
1 0	2:17.852	58.888	138	52.138	118	26.826	181	161	7 0	1:43.564	32.109	156	46.443	137	25.012	189	197
2 0	1:49.633	35.229	148	48.643	130	25.761	185	184	8 0	1:47.021	32.179	156	48.471	130	26.371	188	191
3 0	1:47.480	33.506	152	48.295	129	25.679	188	190	9 0	1:48.925	31.881	156	48.389	121	28.655	189	192
4 0	1:46.589	32.555	152	47.774	130	26.260	161	194	10 0	1:44.337	32.541	154	46.470	139	25.326	189	196
5 0	1:47.960	33.636	152	48.315	125	26.009	188	179	11 0	1:43.361	31.813	157	46.347	138	25.201	189	196
6 0	1:45.055	31.977	156	47.796	132	25.282	188	169									

76	Noble Evans, GBR(#1)								theoretical besttime: 1:50.648								
1 0	1:17.743					1:17.743			7 0	1:51.199	34.633	145	50.021	127	26.545	180	189
2 0	2:35.348	52.373	83	1:09.530	85	33.445	158	113	8 0	1:53.320	34.918	145	51.437	110	26.965	182	187
3 0	2:07.854	40.829	116	57.866	103	29.159	178	166	9 0	1:53.814	36.261	141	51.017	131	26.536	183	187
4 0	1:56.649	36.480	137	52.614	121	27.555	180	184	10 0	1:51.446	34.479	145	50.218	130	26.749	182	179
5 0	1:53.991	35.369	145	50.861	132	27.761	180	185	11 0	1:50.996	34.722	145	49.633	125	26.641	182	189
6 0	1:54.108	35.257	144	51.532	127	27.319	181	185									





Porsche Cup Championship



Porsche Club
Motorsport



Sector List Qualifying

Provisional

Brands Hatch, Length: 3916m
Air temperature: N/A°C
Track temperature: N/A°C
Weather condition: Dry

Saturday, April 30, 2022 11:05:00

Lap Id	Time	SE1	SP1	SE2	SP2	SE3	SP3	TSP	Lap Id	Time	SE1	SP1	SE2	SP2	SE3	SP3	TSP
80	Caley	theoretical besttime: 1:38.874															
1 0	2:29.879	1:13.700	124	50.531	125	25.648	190	172	7 0	2:47.915	31.680	156	52.262	126	1:23.973	140	
2 0	1:47.310	35.252	140	47.266	130	24.792	194	186	8 0	1:48.851	37.035	142	47.729	140	24.087	195	171
3 0	1:47.666	32.075	143	50.955	98	24.636	193	169	9 0	1:45.483	31.584	151	49.949	142	23.950	195	138
4 0	1:41.854	32.069	155	45.881	144	23.904	197	203	10 0	1:39.592	31.453	158	44.628	151	23.511	197	203
5 0	1:41.274	31.340	160	45.345	144	24.589	195	203	11 0	1:41.622	31.071	153	46.599	144	23.952	181	197
6 0	1:40.116	31.203	160	44.292	142	24.621	193	204									

Lap Id	Time	SE1	SP1	SE2	SP2	SE3	SP3	TSP	Lap Id	Time	SE1	SP1	SE2	SP2	SE3	SP3	TSP
81	Darling, GBR(#1)	theoretical besttime: 1:48.801															
1	3:11.683	1:41.149	118	1:01.396	118	29.138		160	6 0	1:51.662	34.875	147	50.123	92	26.664		189
2	1:58.610	37.837	132	52.848	127	27.925		183	7 0	2:02.045	38.838	128	55.607	108	27.600		148
3 0	2:03.602	38.559	94	57.888	125	27.155		178	8 0	1:49.112	34.345	146	48.551	136	26.216		189
4 0	1:51.248	34.961	141	49.617	132	26.670		189	9 0	1:54.012	34.060	143	50.398	100	29.554		189
5 0	1:50.502	35.035	140	49.263	135	26.204		186	10 0	1:48.921	34.119	144	48.612	140	26.190		188

Lap Id	Time	SE1	SP1	SE2	SP2	SE3	SP3	TSP	Lap Id	Time	SE1	SP1	SE2	SP2	SE3	SP3	TSP
88	Simpson, GBR(#1)	theoretical besttime: 1:41.739															
1 0	1:13.074					1:13.074			7 0	1:42.195	32.101	151	45.675	144	24.419		194
2 0	1:58.339	40.972	143	50.496	106	26.871		180	8 0	1:45.067	32.732	152	47.476	132	24.859		190
3 0	1:47.750	32.356	149	49.880	118	25.514		186	9 0	1:47.761	33.832	147	48.680	131	25.249		170
4 0	1:46.923	32.629	143	48.665	129	25.629		190	10 0	1:53.532	39.125	147	49.042	129	25.365		186
5 0	1:47.018	33.420	132	48.796	138	24.802		185	11 0	1:42.110	31.645	155	45.879	147	24.586	188	193
6 0	1:46.093	32.113	150	48.228	127	25.752		192	12 0	1:46.639	33.093	143	48.868	136	24.678	187	169

Lap Id	Time	SE1	SP1	SE2	SP2	SE3	SP3	TSP	Lap Id	Time	SE1	SP1	SE2	SP2	SE3	SP3	TSP
90	Thomson, GBR(#1)	theoretical besttime: 1:47.298															
1 0	3:04.630	1:38.990	115	57.529	105	28.111	160	135	6 0	1:48.452	33.517	150	48.910	121	26.025	185	188
2 0	1:54.770	35.899	151	51.101	122	27.770	161	173	7 0	1:50.530	34.624	143	49.269	120	26.637	183	191
3 0	1:51.469	35.490	148	49.825	113	26.154	183	187	8 0	1:48.270	33.393	152	48.086	134	26.791	181	191
4 0	1:49.579	33.770	148	49.618	115	26.191	183	183	9 0	1:48.954	34.718	150	48.417	133	25.819	183	190
5 0	1:49.019	34.063	149	48.440	125	26.516	183	191	10 0	2:32.643	34.209	149	50.331	118	1:08.103		170
6 0	1:49.139	33.380	149	49.094	102	26.665	182	192									

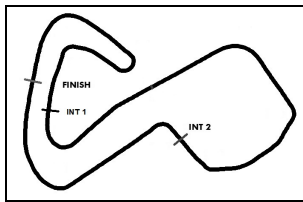
Lap Id	Time	SE1	SP1	SE2	SP2	SE3	SP3	TSP	Lap Id	Time	SE1	SP1	SE2	SP2	SE3	SP3	TSP
91	Tester	theoretical besttime: 1:40.924															
1 0	1:23.167					1:23.167			5 0	1:42.273	31.769	153	45.800	144	24.704	185	190
2 0	2:14.586	48.536	102	56.554	105	29.496	181	142	6 0	5:39.299	31.585	151	48.035	117	4:19.679		192
3 0	1:43.022	32.566	150	45.919	131	24.537	185	194	7 0	1:58.744	39.843	119	54.297	126	24.604	186	137
4 0	1:43.254	31.731	150	46.723	128	24.800	184	189	8 0	1:41.284	31.420	153	45.310	143	24.554	186	193
4 0	1:41.262	31.758	153	45.124	138	24.380	187	193	9 0	1:58.121	37.046	110	53.282	122	27.793	138	166

Lap Id	Time	SE1	SP1	SE2	SP2	SE3	SP3	TSP	Lap Id	Time	SE1	SP1	SE2	SP2	SE3	SP3	TSP
99	Heard, GBR(#1)	theoretical besttime: 1:47.914															
1 0	3:04.529	1:41.715	124	55.532	111	27.282	180	169	6 0	1:50.932	34.354	146	49.410	107	27.168	182	189
2 0	1:51.025	34.926	146	50.236	127	25.863	183	183	7 0	2:49.195	33.843	145	48.647	132	1:26.705		190
3 0	1:50.541	34.297	146	50.241	122	26.003	185	187	8 0	1:53.399	38.702	145	49.041	131	25.656	181	186
4 0	1:50.003	35.808	143	48.584	128	25.611	182	189	9 0	1:52.923	34.132	145	49.680	127	29.111	131	182
5 0	1:48.705	34.306	146	48.912	131	25.487	183	189	10		48.445	71					

Lap Id	Time	SE1	SP1	SE2	SP2	SE3	SP3	TSP	Lap Id	Time	SE1	SP1	SE2	SP2	SE3	SP3	TSP
117	King, GBR(#1)	theoretical besttime: 1:48.685															
1 0	2:44.593	1:20.518	119	56.601	115	27.474	181	149	7 0	1:52.542	35.145	149	50.478	99	26.919	183	183
2 0	1:55.478	36.043	138	52.189	122	27.246	180	165	8 0	1:51.382	34.451	148	50.967	130	25.964	183	187
3 0	1:53.961	35.589	144	51.971	128	26.401	185	173	9 0	1:50.064	35.004	151	49.007	134	26.053	183	189
4 0	1:52.294	34.899	142	51.083	127	26.312	183	179	10 0	1:48.685	34.097	140	48.868	135	25.720	185	193
5 0	1:51.678	34.745	145	50.369	125	26.564	182	185	11 0	1:51.817	34.461	147	50.934	127	26.422	182	190
6 0	1:52.062	35.606	144	50.364	132	26.092	184	187									

Lap Id	Time	SE1	SP1	SE2	SP2	SE3	SP3	TSP	Lap Id	Time	SE1	SP1	SE2	SP2	SE3	SP3	TSP
600	Ruffell-Ward	theoretical besttime: 1:48.417															
1 0	3:08.042	1:42.089	105	58.670	120	27.283	171	152	7 0	1:49.479	33.783	147	49.516	131	26.180	182	186
2 0	1:54.246	35.230	143	51.816	118	27.200	180	180	8 0	1:50.295	34.722	144	49.440	135	26.133	180	187
3 0	1:52.420	34.656	136	50.701	125	27.063	178	183	9 0	1:48.873	34.062	147	48.881	135	25.930	181	179
4 0	1:52.168	34.342	146	50.660	127	27.166	175	185	10 0	1:49.834	33.958	144	49.441	128	26.435	175	186
5 0	1:51.009	34.606	146	49.878	130	26.525	180	183	11 0	1:50.183	35.549	145	48.728	135	25.906	180	175





Porsche Cup Championship

Sector List Qualifying

Provisional



Porsche Club
Motorsport



Brands Hatch, Length: 3916m

Air temperature: N/A°C

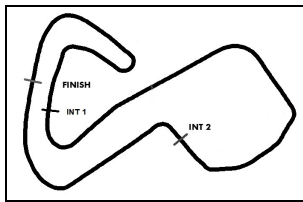
Track temperature: N/A°C

Weather condition: Dry

Saturday, April 30, 2022 11:05:00

Lap Id	Time	SE1	SP1	SE2	SP2	SE3	SP3	TSP	Lap Id	Time	SE1	SP1	SE2	SP2	SE3	SP3	TSP
6	0	1:50.197	34.415	144	49.305	135	26.477	180	186								





Porsche Cup Championship

Top speed list Qualifying

Provisional



Porsche Club
Motorsport



Brands Hatch, Length: 3916m

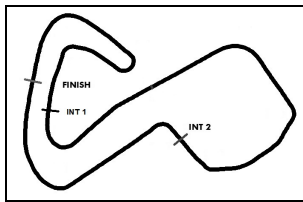
Air temperature: N/A°C

Track temperature: N/A°C

Weather condition: Dry

Saturday, April 30, 2022 11:05:00

#	Name (NAT)	Team	Car name	Speed	Lap	Race time
2	Peter Morris		Porsche 997 C2S	208.89	10	17:56.025
11	James Caley		Porsche 997 C2S	207.29	7	11:53.551
16	Kevin Harrison		Porsche 996 C2	206.89	10	16:45.134
48	Toby Barlow		Porsche Cayman S	206.50	7	11:56.240
62	Neil Delagry (GBR)		Porsche 997 C2S	206.10	7	11:31.801
33	Kevin Molyneaux		Porsche 996 C2	204.93	6	10:20.472
80	Bill Caley		Porsche Cayman S	204.15	6	10:17.429
9	Chris Dyer		Porsche Cayman S	202.24	3	4:33.091
45	Paul Seagrave		Porsche 996 C2	200.00	7	11:41.666
17	Andrew Muggeridge		Porsche 996 C2	197.80	7	11:47.907
70	Angus Archer		Porsche Boxster S	197.08	7	12:05.446
20	John Alexander		Porsche Cayman S	196.36	9	16:08.264
47	James Coleman (GBR)		Porsche Boxster S	196.36	11	18:58.766
24	Carl Hazelton		Porsche Boxster S	195.65	7	11:55.980
44	Andrew Porter (GBR)		Porsche Boxster S	194.59	6	10:08.767
88	Paul Simpson (GBR)		Porsche Boxster S	194.59	7	11:09.936
91	Colin Tester		Porsche Boxster S	194.24	3	4:29.353
66	Vikram Sudera (GBR)		Porsche Boxster S	193.89	7	13:06.623
117	Darren King (GBR)		Porsche Boxster S	193.20	10	18:37.995
30	Ross Morris		Porsche Boxster S	192.85	3	4:48.043
90	Sarah Thomson (GBR)		Porsche Boxster S	191.82	8	16:50.408
64	Vince Blacker (GBR)		Porsche Boxster S	191.82	10	18:12.583
52	Darren Labbett (GBR)		Porsche Boxster S	190.47	9	16:21.976
22	Peter Evans (GBR)		Porsche Boxster S	190.14	6	10:35.852
99	Graham Heard (GBR)		Porsche Boxster S	190.14	7	13:09.216
81	Perry Darling (GBR)		Porsche Boxster S	189.80	4	8:09.315
76	Faye Noble Evans (GBR)		Porsche Boxster S	189.47	7	12:40.379
10	Julian Morris		Porsche Boxster S	188.81	10	19:13.267
21	Paul Markham (GBR)		Porsche Boxster S	188.48	10	19:23.393
600	Simon Ruffell-Ward		Porsche Boxster S	187.50	8	15:12.295
49	Lee Sibley (GBR)		Porsche Boxster S	186.85	10	19:06.711
6	Mike Thompson		Porsche Boxster S	185.88	6	11:41.087
53	Wayne Gregory (GBR)		Porsche Boxster S	185.56	6	11:14.619
55	Scot Adams		Porsche Boxster S	183.67	11	20:54.625
27	Kevin Ludford		Porsche Boxster S	183.05	11	20:44.315
38	Eric Bridges (GBR)		Porsche Boxster S	180.90	10	18:05.266
13	Brian Richardson		Porsche Boxster S	178.21	4	6:23.103
69	Oliver Chatham (GBR)		Porsche Boxster S	176.75	2	3:01.775



Brands Hatch, Length: 3916m

Porsche Cup Championship

Start Grid Race 1

Official

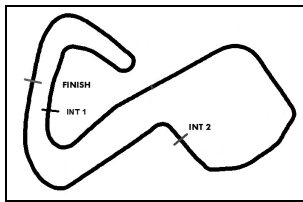


Porsche Club
Motorsport



Saturday, April 30, 2022 13:50:00

53	Wayne Gregory	1:51.885	21	38	Eric Bridges	1:53.029
55	Scot Adams	1:50.961	20	76	Faye Noble Evans	1:50.996
49	Lee Sibley	1:50.025	19	21	Paul Markham	1:50.898
81	Perry Darling	1:48.921	18	6	Mike Thompson	1:49.966
117	Darren King	1:48.685	17	600	Simon Ruffell-Ward	1:48.873
90	Sarah Thomson	1:48.270	16	52	Darren Labbett	1:48.628
22	Peter Evans	1:44.933	15	66	Vikram Sudera	1:46.376
			14			
			13			
27	Kevin Ludford	1:51.457	12			
13	Brian Richardson	1:47.828	11	10	Julian Morris	1:48.262
69	Oliver Chatham	1:45.453	10	64	Vince Blacker	1:46.823
24	Carl Hazelton	1:44.522	9	20	John Alexander	1:45.240
70	Angus Archer	1:43.361	8	45	Paul Seagrave	1:43.756
88	Paul Simpson	1:42.110	7	30	Ross Morris	1:42.696
17	Andrew Muggeridge	1:41.576	6	44	Andrew Porter	1:41.873
91	Colin Tester	1:41.262	5	47	James Coleman	1:41.434
62	Neil Delagry	1:40.451	4	48	Toby Barlow	1:41.168



Brands Hatch, Length: 3916m

Porsche Cup Championship

Start Grid Race 1

Official



Porsche Club
Motorsport



Saturday, April 30, 2022 13:50:00

80 Bill Caley 1:39.592	3	33 Kevin Molyneaux 1:39.654
16 Kevin Harrison 1:38.806	2	9 Chris Dyer 1:39.444
2 Peter Morris 1:38.434	1	11 James Caley 1:38.491
POLE POSITION	STARTLINE	

Publication time:

Race Director: Tony Watts

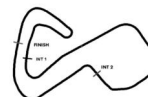
Timekeeper: Gethin Rees

ver: 1.0

Page 2/ 2 printed: 30.4.2022 12:42



Race 1 Brands Hatch



Provisional

Result List

Stewards / Race Management

STEWARD	David Simons
STEWARD	Tony Johnstone
STEWARD	Bill Shewan
RACE DIRECTOR	Tony Watts
CLERK OF THE COURSE	Tony Watts
TECHNICAL DELEGATE	
CHIEF TIMEKEEPER	Gethin Rees

Weather Start/Finish

AIR	16.4°C
TRACK	30.1°C
CONDITIONS	Dry
PRESSURE	1008 hPa
AIR	16.4°C
TRACK	30.1°C
CONDITIONS	Dry
PRESSURE	1008 hPa

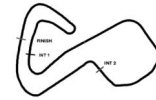
Track Information

GREEN FLAG	13:54:22
CHEQUERED FLAG	13:59:08
SAFETY CAR PHASE	0
FULL COURSE YELLOW PHASE	0
TRACK NAME	Brands Hatch
TRACK LENGTH	3916m
TURN COUNT	9
TOTAL DISTANCE	7.83km
FASTEST LAP:	#9. DYE - 1:39.268

STARTED: 36 CLASSIFIED: 36 NOT CLASSIFIED: 0 DISQUALIFIED: 1

Nr.	Drivers	Team	Laps	Total Time	Gap	Kph	Lap	Time	Kph
Cl.	Car	Entrant							
1	2 P.Morris		2	3:25.483		141.5	2	1:39.575	141.5
	Cl.1 Porsche 997 C2S	PMC Midlands Ltd							
2	16 K.Harrison		2	3:26.086	0.603	141.6	2	1:39.522	141.6
	Cl.1 Porsche 996 C2	Boost Oxygen							
3	9 C.Dyer		2	3:26.856	1.373	142.0	2	1:39.268	142.0
	Cl.1 Porsche Cayman S	Strasse UK Ltd							
4	80 B.Caley		2	3:28.358	2.875	140.2	2	1:40.519	140.2
	Cl.1 Porsche Cayman S	Trofeo Racing							
5	11 J.Caley		2	3:28.780	3.297	140.3	2	1:40.456	140.3
	Cl.1 Porsche 997 C2S	Trofeo Racing							
6	48 T.Barlow		2	3:30.245	4.762	140.3	2	1:40.460	140.3
	Cl.1 Porsche Cayman S	SW Engineering							
7	62 N.Delagry		2	3:32.814	7.331	138.4	2	1:41.858	138.4
	Cl.1 Porsche 997 C2S	Shirtstream							
8	47 J.Coleman		2	3:33.543	8.060	137.1	2	1:42.821	137.1
	Cl.2 Porsche Boxster S	Flat Six Speed Shop							
9	91 C.Tester		2	3:33.719	8.236	139.5	2	1:41.037	139.5
	Cl.2 Porsche Boxster S	Supatune Motorsport/CTR							
10	44 A.Porter		2	3:35.917	10.434	137.5	2	1:42.476	137.5
	Cl.2 Porsche Boxster S	Connysport							
11	17 A.Muggeridge		2	3:36.658	11.175	137.1	2	1:42.797	137.1
	Cl.1 Porsche 996 C2	Uber GT							
12	88 P.Simpson		2	3:37.085	11.602	137.0	2	1:42.852	137.0
	Cl.2 Porsche Boxster S	Paul Simpson/Supatune/Dynamic CCTV							
13	45 P.Seagrave		2	3:39.411	13.928	135.7	2	1:43.847	135.7
	Cl.1 Porsche 996 C2	EMC Motorsport							
14	33 K.Molyneux		2	3:40.009	14.526	135.9	2	1:43.724	135.9
	Cl.1 Porsche 996 C2	Ultimate 33 Racing							
15	30 R.Morris		2	3:40.021	14.538	134.1	2	1:45.104	134.1
	Cl.2 Porsche Boxster S	Ross/SW Engineering/PMC Midlands							
16	70 A.Archer		2	3:41.225	15.742	134.5	2	1:44.799	134.5
	Cl.2 Porsche Boxster S	AMS Porsche							
17	24 C.Hazelton		2	3:42.272	16.789	134.9	2	1:44.439	134.9
	Cl.2 Porsche Boxster S	Porsche Centre Chester							
18	69 O.Chatham		2	3:42.800	17.317	134.6	2	1:44.712	134.6
	Cl.2 Porsche Boxster S	Studio Hive Architecture & Chatham Vault							
19	20 J.Alexander		2	3:47.809	22.326	131.2	2	1:47.419	131.2
	Cl.1 Porsche Cayman S	John Alexander/Country Classics Racing/HDML							
20	27 K.Ludford		2	3:49.927	24.444	129.7	2	1:48.616	129.7
	Cl.2 Porsche Boxster S	Retail Racing Ltd							
21	117 D.King		2	3:54.544	29.061	125.7	2	1:52.141	125.7
	Class Porsche Boxster S	Darren King/Unique Racing/Unique Porsche							

Race 1 Brands Hatch



Provisional

Result List

Nr.	Drivers	Team	Laps	Total Time	Gap	Kph	Lap	Time	Kph
Cl.	Car	Entrant							
22	64 V.Blacker	HomeTech Ltd	2	3:55.137	29.654	125.8	2	1:52.021	125.8
	Cl. 2 Porsche Boxster S								
23	10 J.Morris	Elite Motors Bodyshop	2	3:55.664	30.181	126.1	2	1:51.725	126.1
	Cl. 2 Porsche Boxster S								
24	52 D.Labbett	Darren Labbett/All the gear no idea/unique	2	3:56.312	30.829	127.5	2	1:50.544	127.5
	Class Porsche Boxster S								
25	22 P.Evans	United Washrooms	2	3:56.994	31.511	128.2	2	1:49.896	128.2
	Class Porsche Boxster S								
26	13 B.Richardson	Rindt Vehicle design	2	4:01.656	36.173	124.2	2	1:53.489	124.2
	Cl. 2 Porsche Boxster S								
27	6 M.Thompson	Porsche Centre Bolton	2	4:02.521	37.038	125.5	2	1:52.288	125.5
	Class Porsche Boxster S								
28	81 P.Darling	Supatune	2	4:03.842	38.359	124.7	2	1:52.985	124.7
	Class Porsche Boxster S								
29	55 S.Adams	Porsche Centre Cardiff	2	4:04.383	38.900	125.8	2	1:51.996	125.8
	Class Porsche Boxster S								
30	90 S.Thomson	Sarah Thomson	2	4:05.195	39.712	123.7	2	1:53.911	123.7
	Class Porsche Boxster S								
31	49 L.Sibley	Shorade Accident Repair Centre	2	4:05.319	39.836	125.2	2	1:52.517	125.2
	Class Porsche Boxster S								
32	21 P.Markham	Porsche Centre Wilmslow	2	4:05.337	39.854	124.7	2	1:53.028	124.7
	Class Porsche Boxster S								
33	53 W.Gregory	Wayne Gregory/All the gear no idea/unique	2	4:06.802	41.319	123.9	2	1:53.729	123.9
	Class Porsche Boxster S								
34	76 F.Noble Evans	United Hygiene Solution	2	4:08.123	42.640	123.4	2	1:54.238	123.4
	Class Porsche Boxster S								
35	38 E.Bridges	Eric Bridges	2	4:09.105	43.622	122.6	2	1:54.986	122.6
	Class Porsche Boxster S								
36	600 S.Ruffell-Ward	Porsche Centre Leeds	2	4:19.293	53.810	107.7	2	2:10.783	107.7
	Class Porsche Boxster S								
Not Classified									
	66 V.Sudera	Velocity Motorsport/Unique Racing				129.2	2	1:49.040	129.2
	Class Porsche Boxster S								

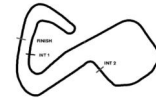
Fastest lap of the race. Car 9 driver Chris Dyer on lap 2. Time 1:39.268, average speed 142.0 km/h.

CAR 66 NOT RUNNING AT THE RED FLAG

Subject to final scrutineering!

Publication time:	Race Director: Tony Watts	Timekeeper: Gethin Rees
-------------------	---------------------------	-------------------------

Race 1 Brands Hatch



Provisional

Class Result List

Stewards / Race Management

STEWARD	David Simons
STEWARD	Tony Johnstone
STEWARD	Bill Shewan
RACE DIRECTOR	Tony Watts
CLERK OF THE COURSE	Tony Watts
TECHNICAL DELEGATE	
CHIEF TIMEKEEPER	Gethin Rees

Weather Start/Finish

AIR	16.4°C
TRACK	30.1°C
CONDITIONS	Dry
PRESSURE	1008 hPa
AIR	16.4°C
TRACK	30.1°C
CONDITIONS	Dry
PRESSURE	1008 hPa

Track Information

GREEN FLAG	13:54:22
CHEQUERED FLAG	13:59:08
SAFETY CAR PHASE	0
FULL COURSE YELLOW PHASE	0
TRACK NAME	Brands Hatch
TRACK LENGTH	3916m
TURN COUNT	9
TOTAL DISTANCE	7.83km
FASTEST LAP:	#9. DYE - 1:39.268

STARTED: 36 CLASSIFIED: 36 NOT CLASSIFIED: 0 DISQUALIFIED: 1

Nr. Drivers	Team	Laps	Total Time	Gap	Kph	Lap	Time	Kph
Car	Entrant							

CLASS: Class 1

Started: 11 Classified: 11 Not Classified: 0

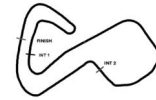
1	2 P.Morris		2	3:25.483		141.5	2	1:39.575	141.5
	Porsche 997 C2S	PMC Midlands Ltd							
2	16 K.Harrison		2	3:26.086	0.603	141.6	2	1:39.522	141.6
	Porsche 996 C2	Boost Oxygen							
3	9 C.Dyer		2	3:26.856	1.373	142.0	2	1:39.268	142.0
	Porsche Cayman S	Strasse UK Ltd							
4	80 B.Caley		2	3:28.358	2.875	140.2	2	1:40.519	140.2
	Porsche Cayman S	Trofeo Racing							
5	11 J.Caley		2	3:28.780	3.297	140.3	2	1:40.456	140.3
	Porsche 997 C2S	Trofeo Racing							
6	48 T.Barlow		2	3:30.245	4.762	140.3	2	1:40.460	140.3
	Porsche Cayman S	SW Engineering							
7	62 N.Delagry		2	3:32.814	7.331	138.4	2	1:41.858	138.4
	Porsche 997 C2S	Shirtstream							
8	17 A.Muggeridge		2	3:36.658	11.175	137.1	2	1:42.797	137.1
	Porsche 996 C2	Uber GT							
9	45 P.Seagrave		2	3:39.411	13.928	135.7	2	1:43.847	135.7
	Porsche 996 C2	EMC Motorsport							
10	33 K.Molyneux		2	3:40.009	14.526	135.9	2	1:43.724	135.9
	Porsche 996 C2	Ultimate 33 Racing							
11	20 J.Alexander		2	3:47.809	22.326	131.2	2	1:47.419	131.2
	Porsche Cayman S	John Alexander/Country Classics Racing/HDML							

Fastest lap of the class. Car 9 driver Chris Dyer on lap 2. Time 1:39.268, average speed 142.0 km/h.

CLASS: Class 2

Started: 12 Classified: 12 Not Classified: 0

1	47 J.Coleman		2	3:33.543		137.1	2	1:42.821	137.1
	Porsche Boxster S	Flat Six Speed Shop							
2	91 C.Tester		2	3:33.719	0.176	139.5	2	1:41.037	139.5
	Porsche Boxster S	Supatune Motorsport/CTR							
3	44 A.Porter		2	3:35.917	2.374	137.5	2	1:42.476	137.5
	Porsche Boxster S	Connysport							
4	88 P.Simpson		2	3:37.085	3.542	137.0	2	1:42.852	137.0
	Porsche Boxster S	Paul Simpson/Supatune/Dynamic CCTV							
5	30 R.Morris		2	3:40.021	6.478	134.1	2	1:45.104	134.1
	Porsche Boxster S	Ross/SW Engineering/PMC Midlands							
6	70 A.Archer		2	3:41.225	7.682	134.5	2	1:44.799	134.5
	Porsche Boxster S	AMS Porsche							
7	24 C.Hazelton		2	3:42.272	8.729	134.9	2	1:44.439	134.9
	Porsche Boxster S	Porsche Centre Chester							



Provisional

Class Result List

Nr.	Drivers Car	Team Entrant	Laps	Total Time	Gap	Kph	Lap	Time	Kph
8	69 O.Chatham Porsche Boxster S	Studio Hive Architecture & Chatham Vault	2	3:42.800	9.257	134.6	2	1:44.712	134.6
9	27 K.Ludford Porsche Boxster S	Retail Racing Ltd	2	3:49.927	16.384	129.7	2	1:48.616	129.7
10	64 V.Blacker Porsche Boxster S	HomeTech Ltd	2	3:55.137	21.594	125.8	2	1:52.021	125.8
11	10 J.Morris Porsche Boxster S	Elite Motors Bodyshop	2	3:55.664	22.121	126.1	2	1:51.725	126.1
12	13 B.Richardson Porsche Boxster S	Rindt Vehicle design	2	4:01.656	28.113	124.2	2	1:53.489	124.2

Fastest lap of the class. Car 91 driver Colin Tester on lap 2. Time 1:41.037, average speed 139.5 km/h.

CLASS: Class 3

Started: 13

Classified: 13

Not Classified: 0

1	117 D.King Porsche Boxster S	Darren King/Unique Racing/Unique Porsche	2	3:54.544		125.7	2	1:52.141	125.7
2	52 D.Labbett Porsche Boxster S	Darren Labbett/All the gear no idea/unique	2	3:56.312	1.768	127.5	2	1:50.544	127.5
3	22 P.Evans Porsche Boxster S	United Washrooms	2	3:56.994	2.450	128.2	2	1:49.896	128.2
4	6 M.Thompson Porsche Boxster S	Porsche Centre Bolton	2	4:02.521	7.977	125.5	2	1:52.288	125.5
5	81 P.Darling Porsche Boxster S	Supatune	2	4:03.842	9.298	124.7	2	1:52.985	124.7
6	55 S.Adams Porsche Boxster S	Porsche Centre Cardiff	2	4:04.383	9.839	125.8	2	1:51.996	125.8
7	90 S.Thomson Porsche Boxster S	Sarah Thomson	2	4:05.195	10.651	123.7	2	1:53.911	123.7
8	49 L.Sibley Porsche Boxster S	Shorade Accident Repair Centre	2	4:05.319	10.775	125.2	2	1:52.517	125.2
9	21 P.Markham Porsche Boxster S	Porsche Centre Wilmslow	2	4:05.337	10.793	124.7	2	1:53.028	124.7
10	53 W.Gregory Porsche Boxster S	Wayne Gregory/All the gear no idea/unique	2	4:06.802	12.258	123.9	2	1:53.729	123.9
11	76 F.Noble Evans Porsche Boxster S	United Hygiene Solution	2	4:08.123	13.579	123.4	2	1:54.238	123.4
12	38 E.Bridges Porsche Boxster S	Eric Bridges	2	4:09.105	14.561	122.6	2	1:54.986	122.6
13	600 S.Ruffell-Ward Porsche Boxster S	Porsche Centre Leeds	2	4:19.293	24.749	107.7	2	2:10.783	107.7

Not Classified

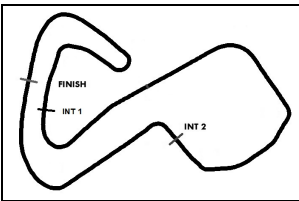
66	V.Sudera Porsche Boxster S	Velocity Motorsport/Unique Racing				129.2	2	1:49.040	129.2
----	--------------------------------------	-----------------------------------	--	--	--	-------	---	----------	-------

Fastest lap of the class. Car 66 driver Vikram Sudera on lap 2. Time 1:49.040, average speed 129.2 km/h.

CAR 66 NOT RUNNING AT THE RED FLAG

Subject to final scrutineering!

Publication time:	Race Director: Tony Watts	Timekeeper: Gethin Rees
-------------------	---------------------------	-------------------------



Porsche Cup Championship

Lap Chart Race 1

Provisional



Porsche Club
Motorsport



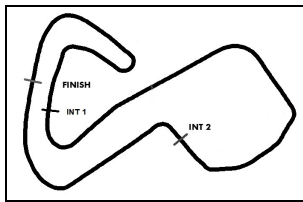
Brands Hatch, Length: 3916 m

Saturday, April 30, 2022 13:50:00

L/P	1	2	3	4	5	6	7	8	9	10	11	12	13	14	15	16	17	18	19	20	21	22	23	24	25	26	27	28	29	30	31	32	33	34	35	36	37	38	39	40	41	42	43	44	45	
LAP 1	2	16	9	80	11	48	47	62	91	44	17	88	30	45	33	70	24	69	20	27	117	64	10	52	22	13	600	66	6	81	90	21	55	49	53	76	38									
LAP 2	2	16	9	80	11	48	62	47	91	44	17	88	45	33	30	70	24	69	20	27	117	64	10	52	22	66	13	6	81	55	90	49	21	53	76	38	600	SC								

..- PITSTOP ' -LAPBEHIND





Brands Hatch, Length: 3916m

Porsche Cup Championship

Sector List Race 1

Provisional

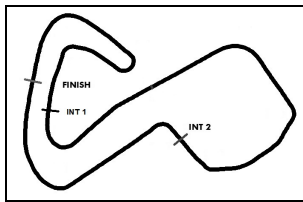


Porsche Club
Motorsport



Saturday, April 30, 2022 13:50:00

Lap Id	Time	SE1	SP1	SE2	SP2	SE3	SP3	TSP	Lap Id	Time	SE1	SP1	SE2	SP2	SE3	SP3	TSP
2	Morris	theoretical besttime: 1:39.575															
1 0	1:45.908	36.812	157	44.724	143	24.372	196	201	2 0	1:39.575	31.449	156	44.383	141	23.743	199	205
6	Thompson	theoretical besttime: 1:52.288															
1 0	2:10.233	49.765	138	53.703	116	26.765	181	182	2 0	1:52.288	35.721	142	50.281	129	26.286	181	183
9	Dyer	theoretical besttime: 1:39.268															
1 0	1:47.588	38.323	151	45.321	140	23.944	197	201	2 0	1:39.268	31.162	156	44.334	138	23.772	198	201
10	Morris	theoretical besttime: 1:49.547															
1 0	2:03.939	47.752	142	50.411	135	25.776	189	183	2 0	1:51.725	33.360	149	52.497	130	25.868	188	185
11	Caley	theoretical besttime: 1:40.307															
1 0	1:48.324	38.811	151	45.744	135	23.769	199	198	2 0	1:40.456	31.589	154	44.949	143	23.918	199	198
13	Richardson	theoretical besttime: 1:53.489															
1 0	2:08.167	47.702	140	53.999	125	26.466	176	175	2 0	1:53.489	37.225	137	50.127	130	26.137	174	175
16	Harrison	theoretical besttime: 1:39.522															
1 0	1:46.564	37.276	160	45.204	138	24.084	198	205	2 0	1:39.522	31.168	162	44.479	137	23.875	200	206
17	Muggeridge	theoretical besttime: 1:42.797															
1 0	1:53.861	41.248	148	47.889	135	24.724	189	180	2 0	1:42.797	31.832	155	46.527	139	24.438	190	195
20	Alexander	theoretical besttime: 1:47.419															
1 0	2:00.390	45.146	148	49.790	124	25.454	190	181	2 0	1:47.419	33.288	152	48.707	120	25.424	181	193
21	Markham, GBR(#1)	theoretical besttime: 1:53.028															
1 0	2:12.309	50.956	128	53.321	114	28.032	181	179	2 0	1:53.028	35.810	139	50.232	122	26.986	178	180
22	Evans, GBR(#1)	theoretical besttime: 1:49.699															
1 0	2:07.098	48.909	133	51.888	126	26.301	183	184	2 0	1:49.896	33.139	148	50.259	119	26.498	183	187
24	Hazelton	theoretical besttime: 1:44.439															
1 0	1:57.833	43.254	145	48.995	124	25.584	189	191	2 0	1:44.439	32.654	152	47.034	131	24.751	192	194
27	Ludford	theoretical besttime: 1:48.616															
1 0	2:01.311	45.573	145	49.777	126	25.961	185	180	2 0	1:48.616	33.388	147	49.650	133	25.578	181	186
30	Morris	theoretical besttime: 1:45.088															
1 0	1:54.917	41.850	146	47.978	132	25.089	185	191	2 0	1:45.104	32.242	152	47.994	138	24.868	187	191
33	Molyneaux	theoretical besttime: 1:43.235															
1 0	1:56.285	43.873	139	48.253	140	24.159	198	196	2 0	1:43.724	32.162	154	46.914	132	24.648	198	203
38	Bridges, GBR(#1)	theoretical besttime: 1:54.986															
1 0	2:14.119	53.187	130	53.893	121	27.039	181	168	2 0	1:54.986	36.427	141	52.303	129	26.256	182	167



Porsche Cup Championship



Porsche Club
Motorsport



Sector List Race 1

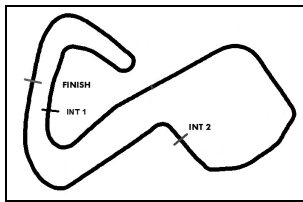
Provisional

Brands Hatch, Length: 3916m
Air temperature: N/A°C
Track temperature: N/A°C
Weather condition: Dry

Saturday, April 30, 2022 13:50:00

Lap Id	Time	SE1	SP1	SE2	SP2	SE3	SP3	TSP	Lap Id	Time	SE1	SP1	SE2	SP2	SE3	SP3	TSP
44	Porter, GBR(#1)								theoretical besttime: 1:42.476								
1 0	1:53.441	40.778	148	48.007	139	24.656	188	193	2 0	1:42.476	31.912	152	46.174	141	24.390	188	194
45	Seagrave								theoretical besttime: 1:43.847								
1 0	1:55.564	42.162	147	48.358	135	25.044	193	186	2 0	1:43.847	32.673	152	46.711	139	24.463	195	202
47	Coleman, GBR(#1)								theoretical besttime: 1:42.252								
1 0	1:50.722	39.271	152	46.988	144	24.463		187	2 0	1:42.821	31.580	155	46.209	142	25.032		198
48	Barlow								theoretical besttime: 1:40.460								
1 0	1:49.785	39.624	154	45.916	133	24.245	193	202	2 0	1:40.460	31.498	157	44.896	152	24.066	195	202
49	Sibley, GBR(#1)								theoretical besttime: 1:52.517								
1 0	2:12.802	51.731	127	53.150	108	27.921	179	174	2 0	1:52.517	36.033	136	49.900	117	26.584	181	181
52	Labbett, GBR(#1)								theoretical besttime: 1:50.544								
1 0	2:05.768	48.441	139	50.956	135	26.371	182	186	2 0	1:50.544	33.659	144	50.738	125	26.147	184	187
53	Gregory, GBR(#1)								theoretical besttime: 1:53.729								
1 0	2:13.073	52.537	136	52.854	109	27.682	179	183	2 0	1:53.729	36.256	139	50.896	128	26.577	180	183
55	Adams								theoretical besttime: 1:51.996								
1 0	2:12.387	50.503	132	53.842	104	28.042	180	170	2 0	1:51.996	34.822	144	50.392	129	26.782	180	176
62	Delagry, GBR(#1)								theoretical besttime: 1:41.771								
1 0	1:50.956	40.163	144	46.887	140	23.906	200	190	2 0	1:41.858	31.994	149	45.871	130	23.993	200	189
64	Blacker, GBR(#1)								theoretical besttime: 1:50.123								
1 0	2:03.116	46.694	144	50.395	129	26.027	185	180	2 0	1:52.021	33.899	146	52.293	127	25.829	186	187
66	Sudera, GBR(#1)								theoretical besttime: 1:49.040								
1 0	2:09.232	49.288	139	53.859	124	26.085	183	175	2 0	1:49.040	34.981	145	48.375	129	25.684	183	190
69	Chatham, GBR(#1)								theoretical besttime: 1:44.712								
1 0	1:58.088	43.595	136	49.369	127	25.124	188	175	2 0	1:44.712	32.670	150	47.152	127	24.890	189	185
70	Archer								theoretical besttime: 1:44.799								
1 0	1:56.426	42.403	145	48.801	133	25.222	188	176	2 0	1:44.799	32.648	156	47.109	132	25.042	190	196
76	Noble Evans, GBR(#1)								theoretical besttime: 1:54.238								
1 0	2:13.885	52.087	131	54.167	119	27.631	179	176	2 0	1:54.238	36.189	144	51.250	121	26.799	180	185
80	Caley								theoretical besttime: 1:40.377								
1 0	1:47.839	38.585	154	45.471	139	23.783	197	191	2 0	1:40.519	31.865	157	44.729	145	23.925	196	203
81	Darling, GBR(#1)								theoretical besttime: 1:52.985								
1 0	2:10.857	49.905	131	53.600	115	27.352		187	2 0	1:52.985	35.359	140	50.527	140	27.099		186





Porsche Cup Championship

Sector List Race 1

Provisional



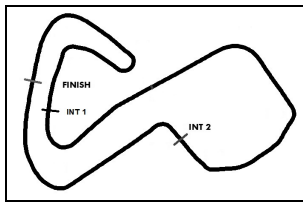
Porsche Club
Motorsport



Brands Hatch, Length: 3916m
Air temperature: N/A°C
Track temperature: N/A°C
Weather condition: Dry

Saturday, April 30, 2022 13:50:00

Lap Id	Time	SE1	SP1	SE2	SP2	SE3	SP3	TSP	Lap Id	Time	SE1	SP1	SE2	SP2	SE3	SP3	TSP		
88 Simpson, GBR(#1)									theoretical besttime: 1:42.852										
1	0	1:54.233	41.666	147	47.811	137	24.756	189	2	0	1:42.852	32.100	154	46.212	139	24.540	195		
90 Thomson, GBR(#1)									theoretical besttime: 1:52.726										
1	0	2:11.284	50.171	133	53.884	112	27.229	182	182	2	0	1:53.911	35.243	139	50.254	118	28.414	178	183
91 Tester									theoretical besttime: 1:40.688										
1	0	1:52.682	41.047	147	47.414	140	24.221	186	192	2	0	1:41.037	31.555	152	44.912	133	24.570	186	194
117 King, GBR(#1)									theoretical besttime: 1:50.111										
1	0	2:02.403	46.181	145	49.760	130	26.462	183	182	2	0	1:52.141	34.177	144	51.790	123	26.174	183	187
600 Ruffell-Ward									theoretical besttime: 2:09.270										
1	0	2:08.510	48.629	133	53.656	125	26.225	181	175	2	0	2:10.783	50.679	141	52.366	117	27.738	175	174



Brands Hatch, Length: 3916m

Porsche Cup Championship

Top speed list Race 1

Provisional



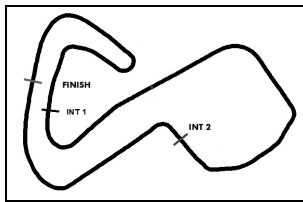
Porsche Club
Motorsport



Saturday, April 30, 2022 13:50:00

#	Name (NAT)	Team	Car name	Speed	Lap	Race time
16	Kevin Harrison		Porsche 996 C2	206.89	2	2:35.545
2	Peter Morris		Porsche 997 C2S	205.71	2	2:35.301
80	Bill Caley		Porsche Cayman S	203.38	2	2:38.207
33	Kevin Molyneaux		Porsche 996 C2	203.38	2	2:47.116
48	Toby Barlow		Porsche Cayman S	202.62	2	2:39.519
45	Paul Seagrave		Porsche 996 C2	202.24	2	2:46.763
9	Chris Dyer		Porsche Cayman S	201.86	2	2:36.924
11	James Caley		Porsche 997 C2S	198.89	2	2:38.374
47	James Coleman (GBR)		Porsche Boxster S	198.52	2	2:40.904
70	Angus Archer		Porsche Boxster S	196.72	2	2:47.876
17	Andrew Muggeridge		Porsche 996 C2	195.65	2	2:44.660
88	Paul Simpson (GBR)		Porsche Boxster S	195.65	2	2:45.067
44	Andrew Porter (GBR)		Porsche Boxster S	194.59	2	2:44.311
91	Colin Tester		Porsche Boxster S	194.24	2	2:42.792
24	Carl Hazelton		Porsche Boxster S	194.24	2	2:49.447
20	John Alexander		Porsche Cayman S	193.20	2	2:52.783
30	Ross Morris		Porsche Boxster S	191.48	1	1:01.837
62	Neil Delagry (GBR)		Porsche 997 C2S	190.47	1	58.787
66	Vikram Sudera (GBR)		Porsche Boxster S	190.47	2	3:04.078
117	Darren King (GBR)		Porsche Boxster S	187.82	2	2:56.876
52	Darren Labbett (GBR)		Porsche Boxster S	187.82	2	2:59.649
22	Peter Evans (GBR)		Porsche Boxster S	187.82	2	3:00.798
81	Perry Darling (GBR)		Porsche Boxster S	187.17	1	1:11.290
64	Vince Blacker (GBR)		Porsche Boxster S	187.17	2	2:57.232
27	Kevin Ludford		Porsche Boxster S	186.85	2	2:54.603
76	Faye Noble Evans (GBR)		Porsche Boxster S	185.88	2	3:10.989
69	Oliver Chatham (GBR)		Porsche Boxster S	185.56	2	2:50.127
10	Julian Morris		Porsche Boxster S	185.56	2	2:57.382
90	Sarah Thomson (GBR)		Porsche Boxster S	183.98	2	3:07.240
53	Wayne Gregory (GBR)		Porsche Boxster S	183.98	2	3:09.979
6	Mike Thompson		Porsche Boxster S	183.67	2	3:06.350
49	Lee Sibley (GBR)		Porsche Boxster S	181.81	2	3:09.172
21	Paul Markham (GBR)		Porsche Boxster S	180.30	2	3:08.648
55	Scot Adams		Porsche Boxster S	176.18	2	3:07.613
13	Brian Richardson		Porsche Boxster S	175.32	1	1:08.521
600	Simon Ruffell-Ward		Porsche Boxster S	175.32	1	1:09.685
38	Eric Bridges (GBR)		Porsche Boxster S	168.22	1	1:14.791





Brands Hatch, Length: 3916m

Porsche Cup Championship

Start Grid Race 2

Official



Porsche Club
Motorsport



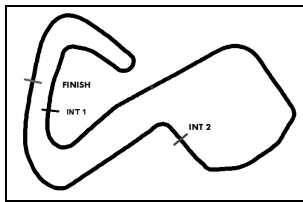
Saturday, April 30, 2022 16:55:00

38 Eric Bridges 1:53.686
53 Wayne Gregory 1:51.970
21 Paul Markham 1:50.949
117 Darren King 1:50.064
600 Simon Ruffell-Ward 1:49.479
52 Darren Labbett 1:48.945
22 Peter Evans 1:45.867
69 Oliver Chatham
64 Vince Blacker 1:49.482
10 Julian Morris 1:48.398
24 Carl Hazelton 1:45.159
70 Angus Archer 1:43.564
30 Ross Morris 1:42.833
88 Paul Simpson 1:42.195
91 Colin Tester 1:41.284
62 Neil Delagry 1:41.091

21
20
19
18
17
16
15
14
13
12
11
10
9
8
7
6
5
4

55 Scot Adams 1:52.081
76 Faye Noble Evans 1:51.199
49 Lee Sibley 1:50.171
6 Mike Thompson 1:50.003
81 Perry Darling 1:49.112
90 Sarah Thomson 1:48.452
27 Kevin Ludford 1:51.475
13 Brian Richardson 1:49.251
20 John Alexander 1:45.393
45 Paul Seagrave 1:43.820
44 Andrew Porter 1:42.999
47 James Coleman 1:42.292
17 Andrew Muggidge 1:41.721
48 Toby Barlow 1:41.206





Brands Hatch, Length: 3916m

Porsche Cup Championship

Start Grid Race 2

Official



Porsche Club
Motorsport



Saturday, April 30, 2022 16:55:00

80 Bill Caley 1:40.116	3	33 Kevin Molyneaux 1:40.341
11 James Caley 1:39.056	2	9 Chris Dyer 1:40.105
2 Peter Morris 1:38.559	1	16 Kevin Harrison 1:38.925
POLE POSITION	STARTLINE	

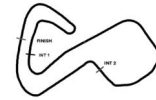
withdraw of car no. 99 and car no. 66

Publication time:	Race Director: Tony Watts	Timekeeper: Gethin Rees
-------------------	---------------------------	-------------------------

ver: 1.0

Page 2/ 2 printed: 30.4.2022 15:22





Provisional

Result List

Stewards / Race Management

STEWARD	David Simons
STEWARD	Tony Johnstone
STEWARD	Bill Shewan
RACE DIRECTOR	Tony Watts
CLERK OF THE COURSE	Tony Watts
TECHNICAL DELEGATE	
CHIEF TIMEKEEPER	Gethin Rees

Weather Start/Finish

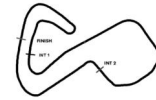
AIR	16.7°C
TRACK	29.8°C
CONDITIONS	Dry
PRESSURE	1008 hPa
AIR	16.6°C
TRACK	27.7°C
CONDITIONS	Dry
PRESSURE	1008 hPa

Track Information

GREEN FLAG	17:02:52
CHEQUERED FLAG	17:19:42
SAFETY CAR PHASE	1
FULL COURSE YELLOW PHASE	0
TRACK NAME	Brands Hatch
TRACK LENGTH	3916m
TURN COUNT	9
TOTAL DISTANCE	35.24km
FASTEST LAP:	#16. HAR - 1:38.777

STARTED: 35 CLASSIFIED: 32 NOT CLASSIFIED: 3 DISQUALIFIED: 0

Nr.	Drivers	Team	Laps	Total Time	Gap	Kph	Lap	Time	Kph
Cl.	Car	Entrant							
1	16 K.Harrison	Boost Oxygen	9	16:53.211		124.2	2	1:38.777	142.7
	Cl.1 Porsche 996 C2								
2	2 P.Morris	PMC Midlands Ltd	9	16:53.972	0.761	124.2	3	1:38.888	142.5
	Cl.1 Porsche 997 C2S								
3	11 J.Caley	Trofeo Racing	9	16:55.302	2.091	124.2	2	1:39.624	141.5
	Cl.1 Porsche 997 C2S								
4	80 B.Caley	Trofeo Racing	9	16:55.977	2.766	124.2	3	1:39.363	141.8
	Cl.1 Porsche Cayman S								
5	62 N.Delagry	Shirtstream	9	16:56.924	3.713	124.3	7	1:40.027	140.9
	Cl.1 Porsche 997 C2S								
6	91 C.Tester	Supatune Motorsport/CTR	9	16:58.599	5.388	124.2	5	1:41.050	139.5
	Cl.2 Porsche Boxster S								
7	47 J.Coleman	Flat Six Speed Shop	9	16:59.683	6.472	124.1	7	1:40.817	139.8
	Cl.2 Porsche Boxster S								
8	17 A.Muggeridge	Uber GT	9	17:00.609	7.398	124.1	7	1:40.742	139.9
	Cl.1 Porsche 996 C2								
9	48 T.Barlow	SW Engineering	9	17:01.527	8.316	124.1	7	1:40.559	140.1
	Cl.1 Porsche Cayman S								
10	88 P.Simpson	Paul Simpson/Supatune/Dynamic CCTV	9	17:02.290	9.079	123.7	3	1:41.478	138.9
	Cl.2 Porsche Boxster S								
11	44 A.Porter	Connysport	9	17:04.145	10.934	123.9	3	1:42.229	137.9
	Cl.2 Porsche Boxster S								
12	45 P.Seagrave	EMC Motorsport	9	17:05.379	12.168	123.8	2	1:43.176	136.6
	Cl.1 Porsche 996 C2								
13	70 A.Archer	AMS Porsche	9	17:06.924	13.713	123.8	5	1:42.857	137.0
	Cl.2 Porsche Boxster S								
14	30 R.Morris	Ross/SW Engineering/PMC Midlands	9	17:07.897	14.686	123.7	7	1:42.634	137.3
	Cl.2 Porsche Boxster S								
15	69 O.Chatham	Studio Hive Architecture & Chatham Vault	9	17:09.578	16.367	124.1	7	1:43.227	136.5
	Cl.2 Porsche Boxster S								
16	24 C.Hazelton	Porsche Centre Chester	9	17:10.081	16.870	124.0	7	1:44.927	134.3
	Cl.2 Porsche Boxster S								
17	20 J.Alexander	John Alexander/Country Classics Racing/HDML	9	17:11.218	18.007	123.8	7	1:47.648	130.9
	Cl.1 Porsche Cayman S								
18	10 J.Morris	Elite Motors Bodyshop	9	17:12.031	18.820	123.8	4	1:47.809	130.7
	Cl.2 Porsche Boxster S								
19	22 P.Evans	United Washrooms	9	17:13.050	19.839	124.4	7	1:46.969	131.7
	Class Porsche Boxster S								
20	13 B.Richardson	Rindt Vehicle design	9	17:14.526	21.315	123.7	7	1:46.468	132.4
	Cl.2 Porsche Boxster S								
21	64 V.Blacker	HomeTech Ltd	9	17:15.329	22.118	123.8	3	1:45.621	133.4
	Cl.2 Porsche Boxster S								



Provisional

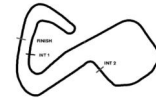
Result List

Nr.	Drivers	Team	Laps	Total Time	Gap	Kph	Lap	Time	Kph
Cl.	Car	Entrant							
22	6 M.Thompson Class Porsche Boxster S	Porsche Centre Bolton	9	17:32.161	38.950	121.9	6	1:48.240	130.2
23	55 S.Adams Class Porsche Boxster S	Porsche Centre Cardiff	9	17:33.813	40.602	121.8	6	1:48.817	129.5
24	600 S.Ruffell-Ward Class Porsche Boxster S	Porsche Centre Leeds	9	17:34.842	41.631	121.8	6	1:48.183	130.3
25	90 S.Thomson Class Porsche Boxster S	Sarah Thomson	9	17:35.901	42.690	122.0	5	1:49.071	129.2
26	27 K.Ludford Cl. 2 Porsche Boxster S	Retail Racing Ltd	9	17:36.732	43.521	120.9	6	1:50.646	127.4
27	49 L.Sibley Class Porsche Boxster S	Shorade Accident Repair Centre	9	17:37.968	44.757	121.5	5	1:49.627	128.5
28	53 W.Gregory Class Porsche Boxster S	Wayne Gregory/All the gear no idea/unique	9	17:38.870	45.659	121.3	6	1:49.483	128.7
29	117 D.King Class Porsche Boxster S	Darren King/Unique Racing/Unique Porsche	9	17:59.732	1:06.521	118.5	5	1:50.299	127.8
30	21 P.Markham Class Porsche Boxster S	Porsche Centre Wilmslow	9	18:00.517	1:07.306	118.7	6	1:49.343	128.9
31	76 F.Noble Evans Class Porsche Boxster S	United Hygiene Solution	9	18:01.034	1:07.823	118.7	6	1:49.300	128.9
32	38 E.Bridges Class Porsche Boxster S	Eric Bridges	9	18:01.659	1:08.448	118.7	6	1:48.975	129.3
Not classified									
	52 D.Labbett Class Porsche Boxster S	Darren Labbett/All the gear no idea/unique	6	11:13.984	3LAPS	128.7	4	1:48.065	130.4
	81 P.Darling Class Porsche Boxster S	Supatune	6	11:14.500	3LAPS	128.6	6	1:47.744	130.8
	9 C.Dyer Cl.1 Porsche Cayman S	Strasse UK Ltd							
Did not start									
	33 K.Molyneaux Cl.1 Porsche 996 C2	Ultimate 33 Racing							

Fastest lap of the race. Car 16 driver Kevin Harrison on lap 2. Time 1:38.777, average speed 142.7 km/h.

Subject to final scrutineering!

Publication time:	Race Director: Tony Watts	Timekeeper: Gethin Rees
-------------------	---------------------------	-------------------------



Provisional

Class Result List

Stewards / Race Management

STEWARD	David Simons
STEWARD	Tony Johnstone
STEWARD	Bill Shewan
RACE DIRECTOR	Tony Watts
CLERK OF THE COURSE	Tony Watts
TECHNICAL DELEGATE	
CHIEF TIMEKEEPER	Gethin Rees

Weather Start/Finish

AIR	16.7°C
TRACK	29.8°C
CONDITIONS	Dry
PRESSURE	1008 hPa
AIR	16.6°C
TRACK	27.7°C
CONDITIONS	Dry
PRESSURE	1008 hPa

Track Information

GREEN FLAG	17:02:52
CHEQUERED FLAG	17:19:42
SAFETY CAR PHASE	1
FULL COURSE YELLOW PHASE	0
TRACK NAME	Brands Hatch
TRACK LENGTH	3916m
TURN COUNT	9
TOTAL DISTANCE	35.24km
FASTEST LAP:	#16. HAR - 1:38.777

STARTED: 35 CLASSIFIED: 32 NOT CLASSIFIED: 3 DISQUALIFIED: 0

Nr.	Drivers	Team	Laps	Total Time	Gap	Kph	Lap	Time	Kph
	Car	Entrant							

CLASS: Class 1

Started: 10 Classified: 9 Not Classified: 1

1	16 K.Harrison	Boost Oxygen	9	16:53.211		124.2	2	1:38.777	142.7
	Porsche 996 C2								
2	2 P.Morris	PMC Midlands Ltd	9	16:53.972	0.761	124.2	3	1:38.888	142.5
	Porsche 997 C2S								
3	11 J.Caley	Trofeo Racing	9	16:55.302	2.091	124.2	2	1:39.624	141.5
	Porsche 997 C2S								
4	80 B.Caley	Trofeo Racing	9	16:55.977	2.766	124.2	3	1:39.363	141.8
	Porsche Cayman S								
5	62 N.Delagry	Shirtstream	9	16:56.924	3.713	124.3	7	1:40.027	140.9
	Porsche 997 C2S								
6	17 A.Muggeridge	Uber GT	9	17:00.609	7.398	124.1	7	1:40.742	139.9
	Porsche 996 C2								
7	48 T.Barlow	SW Engineering	9	17:01.527	8.316	124.1	7	1:40.559	140.1
	Porsche Cayman S								
8	45 P.Seagrave	EMC Motorsport	9	17:05.379	12.168	123.8	2	1:43.176	136.6
	Porsche 996 C2								
9	20 J.Alexander	John Alexander/Country Classics Racing/HDML	9	17:11.218	18.007	123.8	7	1:47.648	130.9
	Porsche Cayman S								

Not classified

9 C.Dyer	Strasse UK Ltd
Porsche Cayman S	

Did not start

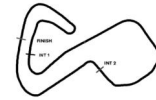
33 K.Molyneaux	Ultimate 33 Racing
Porsche 996 C2	

Fastest lap of the class. Car 16 driver Kevin Harrison on lap 2. Time 1:38.777, average speed 142.7 km/h.

CLASS: Class 2

Started: 12 Classified: 12 Not Classified: 0

1	91 C.Tester	Supatune Motorsport/CTR	9	16:58.599		124.2	5	1:41.050	139.5
	Porsche Boxster S								
2	47 J.Coleman	Flat Six Speed Shop	9	16:59.683	1.084	124.1	7	1:40.817	139.8
	Porsche Boxster S								
3	88 P.Simpson	Paul Simpson/Supatune/Dynamic CCTV	9	17:02.290	3.691	123.7	3	1:41.478	138.9
	Porsche Boxster S								
4	44 A.Porter	Connysport	9	17:04.145	5.546	123.9	3	1:42.229	137.9
	Porsche Boxster S								
5	70 A.Archer	AMS Porsche	9	17:06.924	8.325	123.8	5	1:42.857	137.0
	Porsche Boxster S								
6	30 R.Morris	Ross/SW Engineering/PMC Midlands	9	17:07.897	9.298	123.7	7	1:42.634	137.3
	Porsche Boxster S								



Provisional

Class Result List

Nr.	Drivers Car	Team Entrant	Laps	Total Time	Gap	Kph	Lap	Time	Kph
7	69 O.Chatham Porsche Boxster S	Studio Hive Architecture & Chatham Vault	9	17:09.578	10.979	124.1	7	1:43.227	136.5
8	24 C.Hazelton Porsche Boxster S	Porsche Centre Chester	9	17:10.081	11.482	124.0	7	1:44.927	134.3
9	10 J.Morris Porsche Boxster S	Elite Motors Bodyshop	9	17:12.031	13.432	123.8	4	1:47.809	130.7
10	13 B.Richardson Porsche Boxster S	Rindt Vehicle design	9	17:14.526	15.927	123.7	7	1:46.468	132.4
11	64 V.Blackler Porsche Boxster S	HomeTech Ltd	9	17:15.329	16.730	123.8	3	1:45.621	133.4
12	27 K.Ludford Porsche Boxster S	Retail Racing Ltd	9	17:36.732	38.133	120.9	6	1:50.646	127.4

Fastest lap of the class. Car 47 driver on lap 7. Time 1:40.817, average speed 139.8 km/h.

CLASS: Class 3

Started: 13

Classified: 11

Not Classified: 2

1	22 P.Evans Porsche Boxster S	United Washrooms	9	17:13.050		124.4	7	1:46.969	131.7
2	6 M.Thompson Porsche Boxster S	Porsche Centre Bolton	9	17:32.161	19.111	121.9	6	1:48.240	130.2
3	55 S.Adams Porsche Boxster S	Porsche Centre Cardiff	9	17:33.813	20.763	121.8	6	1:48.817	129.5
4	600 S.Ruffell-Ward Porsche Boxster S	Porsche Centre Leeds	9	17:34.842	21.792	121.8	6	1:48.183	130.3
5	90 S.Thomson Porsche Boxster S	Sarah Thomson	9	17:35.901	22.851	122.0	5	1:49.071	129.2
6	49 L.Sibley Porsche Boxster S	Shorade Accident Repair Centre	9	17:37.968	24.918	121.5	5	1:49.627	128.5
7	53 W.Gregory Porsche Boxster S	Wayne Gregory/All the gear no idea/unique	9	17:38.870	25.820	121.3	6	1:49.483	128.7
8	117 D.King Porsche Boxster S	Darren King/Unique Racing/Unique Porsche	9	17:59.732	46.682	118.5	5	1:50.299	127.8
9	21 P.Markham Porsche Boxster S	Porsche Centre Wilmslow	9	18:00.517	47.467	118.7	6	1:49.343	128.9
10	76 F.Noble Evans Porsche Boxster S	United Hygiene Solution	9	18:01.034	47.984	118.7	6	1:49.300	128.9
11	38 E.Bridges Porsche Boxster S	Eric Bridges	9	18:01.659	48.609	118.7	6	1:48.975	129.3

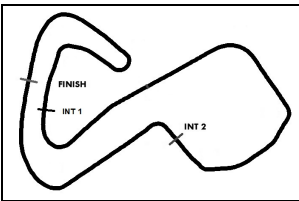
Not classified

52	D.Labbett Porsche Boxster S	Darren Labbett/All the gear no idea/unique	6	11:13.984	3LAPS	128.7	4	1:48.065	130.4
81	P.Darling Porsche Boxster S	Supatune	6	11:14.500	3LAPS	128.6	6	1:47.744	130.8

Fastest lap of the class. Car 22 driver Peter Evans on lap 7. Time 1:46.969, average speed 131.7 km/h.

Subject to final scrutineering!

Publication time:	Race Director: Tony Watts	Timekeeper: Gethin Rees
-------------------	---------------------------	-------------------------



Porsche Cup Championship

Lap Chart Race 2

Provisional



Porsche Club
Motorsport



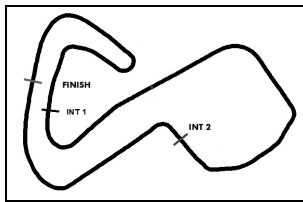
Brands Hatch, Length: 3916 m

Saturday, April 30, 2022 16:55:00

L/P	1	2	3	4	5	6	7	8	9	10	11	12	13	14	15	16	17	18	19	20	21	22	23	24	25	26	27	28	29	30	31	32	33	34	35	36	37	38	39	40	41	42	43	44	45							
LAP 1	16	2	11	80	62	88	91	47	17	48	44	45	70	30	20	24	10	69	13	27	64	81	52	22	6	117	55	600	53	49	21	76	90	38																		
LAP 2	16	2	11	80	62	91	47	17	88	48	44	45	70	30	20	24	10	69	13	64	27	52	22	81	6	55	600	117	53	49	21	90	76	38																		
LAP 3	16	2	11	80	62	91	47	17	88	48	44	45	70	30	20	24	10	69	64	13	22	52	81	27	6	55	600	117	49	53	90	21	76	38																		
LAP 4	16	2	11	80	62	91	47	17	88	48	44	45	70	30	20	24	10	69	64	13	22	52	81	27	6	55	600	117	53	49	90	21	76	38																		
LAP 5	16	2	11	80	62	91	47	17	88	48	44	45	70	30	69	20	24	10	64	13	22	52	81	6	55	600	27	117	90	49	53	21	76	38																		
LAP 6	16	2	11	80	62	91	47	17	48	88	44	45	70	30	69	24	20	10	64	13	22	52	81	6	55	600	27	90	117	49	53	21	76	38																		
LAP 7	16	2	11	80	62	91	47	17	48	88	44	45	70	30	69	24	20	10	64	13	22	6	55	600	90	27	49	53	117	21	76	38																				
LAP 8	16	2	11	80	62	91	47	17	48	88	44	45	70	30	69	24	20	10	22	13	64	6	55	600	90	27	49	53	117	21	76	38	SC																			
LAP 9	16	2	11	80	62	91	47	17	48	88	44	45	70	30	69	24	20	10	22	13	64	6	55	600	90	27	49	53	117	21	76	38	SC	.81																		

.- PIT STOP ' - LAPBEHIND





Porsche Cup Championship



Porsche Club
Motorsport



Sector List Race 2

Provisional

Brands Hatch, Length: 3916m

Air temperature: 16.64°C

Track temperature: 27.3°C

Weather condition: Dry

Saturday, April 30, 2022 16:55:00

Lap	Id	Time	SE1	SP1	SE2	SP2	SE3	SP3	TSP	Lap	Id	Time	SE1	SP1	SE2	SP2	SE3	SP3	TSP
21	Markham, GBR(#1)									theoretical besttime: 1:48.808									
1	0	2:10.474	49.581	131	53.976	120	26.917	182	184	6	0	1:49.343	34.258	145	48.764	125	26.321	185	190
2	0	1:54.269	36.197	139	51.102	114	26.970	182	184	7	0	1:54.438	36.201	137	51.351	123	26.886	141	182
3	0	1:52.610	35.788	142	50.857	125	25.965	184	181	8	0	2:28.294	45.154	70	1:06.280	97	36.860	114	131
4	0	1:50.318	34.667	144	49.433	121	26.218	185	178	9	0	2:09.839	39.794	117	57.908	99	32.137	129	140
5	0	1:50.932	35.203	144	49.943	124	25.786	185	185										

22	Evans, GBR(#1)									theoretical besttime: 1:46.695									
1	0	2:06.944	47.585	131	52.289	123	27.070	179	182	6	0	1:47.258	33.154	148	48.471	130	25.633	181	188
2	0	1:51.338	35.429	142	49.565	119	26.344	183	187	7	0	1:46.969	33.190	147	48.014	130	25.765	181	188
3	0	1:49.361	33.701	146	49.463	127	26.197	183	185	8	0	2:03.611	35.154	135	56.786	97	31.671	103	162
4	0	1:46.996	33.100	148	48.315	127	25.581	183	188	9	0	2:12.586	40.678	140	56.487	108	35.421	44	143
5	0	1:47.987	33.305	149	48.699	129	25.983	181	189										

24	Hazelton									theoretical besttime: 1:44.708									
1	0	2:00.787	44.581	140	50.429	120	25.777	189	191	6	0	1:45.500	33.351	151	47.170	135	24.979	190	192
2	0	1:48.718	34.238	146	48.980	121	25.500	189	192	7	0	1:44.927	32.559	150	47.363	133	25.005	189	192
3	0	1:48.540	33.755	149	49.286	121	25.499	188	190	8	0	2:13.820	33.955	142	1:05.347	102	34.518	127	112
4	0	1:48.412	34.133	148	48.822	122	25.457	190	192	9	0	2:11.634	39.825	108	56.525	101	35.284	66	145
5	0	1:47.743	33.387	150	49.053	127	25.303	189	194										

27	Ludford									theoretical besttime: 1:49.762									
1	0	2:04.026	46.087	131	51.937	131	26.002	184	163	6	0	1:50.646	34.359	144	50.178	131	26.109	182	182
2	0	1:52.965	34.689	136	52.528	133	25.748	179	180	7	0	1:53.718	35.770	135	51.261	133	26.687	166	180
3	0	1:52.283	33.836	146	50.538	122	27.909	182	185	8	0	2:14.706	44.163	67	1:00.348	118	30.195	144	121
4	0	1:51.899	34.388	142	50.943	126	26.568	179	182	9	0	2:02.315	40.310	132	54.365	120	27.640	173	145
5	0	1:54.174	35.083	139	51.582	128	27.509	180	177										

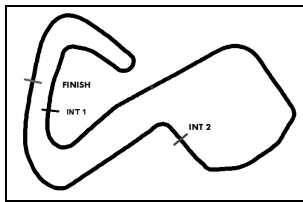
30	Morris									theoretical besttime: 1:42.626									
1	0	1:56.515	43.025	139	48.101	135	25.389	187	190	6	0	1:43.016	32.025	154	46.389	137	24.602	187	190
2	0	1:44.442	32.557	152	46.894	133	24.991	188	192	7	0	1:42.634	31.916	152	46.108	137	24.610	187	189
3	0	1:43.917	32.521	152	46.480	136	24.916	185	191	8	0	1:53.058	34.047	137	51.411	117	27.600	173	177
4	0	1:44.178	32.332	153	46.876	133	24.970	185	190	9	0	2:57.070	35.465	137	1:27.051	64	54.554	53	91
5	0	1:43.067	32.256	152	46.166	138	24.645	185	189										

38	Bridges, GBR(#1)									theoretical besttime: 1:48.975									
1	0	2:12.081	50.937	136	54.263	125	26.881	181	167	6	0	1:48.975	33.584	144	49.845	132	25.546	180	175
2	0	1:54.816	35.882	140	52.357	125	26.577	181	171	7	0	1:55.565	36.842	143	52.187	130	26.536	166	175
3	0	1:52.578	35.085	137	51.457	127	26.036	182	169	8	0	2:26.483	44.344	84	1:05.801	100	36.338	117	138
4	0	1:51.041	34.162	143	51.100	127	25.779	184	174	9	0	2:10.180	40.020	126	57.949	97	32.211	137	147
5	0	1:49.940	33.669	148	50.233	128	26.038	179	178										

44	Porter, GBR(#1)									theoretical besttime: 1:42.200									
1	0	1:53.906	41.295	144	48.009	138	24.602	187	187	6	0	1:44.065	32.140	152	47.162	143	24.763	184	190
2	0	1:43.106	32.044	152	46.379	142	24.683	186	190	7	0	1:43.482	32.164	153	46.678	141	24.640	185	190
3	0	1:42.229	31.720	153	45.971	146	24.538	186	192	8	0	1:50.964	32.895	148	49.914	121	28.155	170	190
4	0	1:42.490	31.898	154	46.083	147	24.509	186	191	9	0	3:00.722	35.933	137	1:30.671	72	54.118	60	64
5	0	1:43.181	31.937	154	46.519	141	24.725	184	190										

45	Seagrave									theoretical besttime: 1:42.675									
1	0	1:54.951	42.159	148	47.662	139	25.130	191	184	6	0	1:43.956	32.716	154	46.426	134	24.814	196	196
2	0	1:43.176	32.315	151	46.330	140	24.531	196	201	7	0	1:43.592	32.473	154	46.497	140	24.622	194	198
3	0	1:43.761	32.306	151	46.596	138	24.859	179	198	8	0	1:52.296	34.248	139	51.127	119	26.921	186	184
4	0	1:43.254	32.885	153	46.014	141	24.355	195	200	9	0	2:56.835	35.721	138	1:26.664	71	54.450	58	65
5	0	1:43.558	32.311	153	46.641	137	24.606	194	196										





Porsche Cup Championship



Porsche Club
Motorsport



Sector List Race 2

Provisional

Brands Hatch, Length: 3916m
Air temperature: 16.64°C
Track temperature: 27.3°C
Weather condition: Dry

Saturday, April 30, 2022 16:55:00

Lap Id	Time	SE1	SP1	SE2	SP2	SE3	SP3	TSP	Lap Id	Time	SE1	SP1	SE2	SP2	SE3	SP3	TSP
47	Coleman, GBR(#1)								theoretical besttime: 1:40.684								
1 0	1:51.429	40.403	150	46.638	139	24.388		194	6 0	1:41.983	31.716	153	45.819	147	24.448		196
2 0	1:42.120	32.023	154	45.804	145	24.293		196	7 0	1:40.817	31.237	155	45.193	144	24.387		196
3 0	1:41.842	31.198	155	45.949	146	24.695		192	8 0	1:49.430	33.644	149	46.822	133	28.964		195
4 0	1:42.117	31.628	154	46.070	145	24.419		195	9 0	3:08.670	36.851	132	1:38.967	73	52.852		71
5 0	1:41.275	31.419	155	45.517	148	24.339		196									

48	Barlow								theoretical besttime: 1:39.828								
1 0	1:53.269	41.620	148	47.295	133	24.354	193	192	6 0	1:41.399	32.234	157	44.753	135	24.412	193	203
2 0	1:41.969	31.646	155	46.136	136	24.187	197	200	7 0	1:40.559	31.209	160				195	199
3 0	1:41.614	31.703	155				196	198	8 0	1:50.435	34.192	148	47.042	121	29.201	132	202
4 0	1:41.320	31.663	157	45.791	129	23.866	198	204	9 0	3:08.889	36.994	125	1:38.814	71	53.081	56	66
5 0	1:42.073	32.575	156	45.283	132	24.215	196	192									

49	Sibley, GBR(#1)								theoretical besttime: 1:49.627								
1 0	2:10.001	49.102	137	53.803	123	27.096	180	177	6 0	1:50.495	35.067	137	49.116	126	26.312	178	186
2 0	1:54.129	35.625	139	51.563	118	26.941	181	182	7 0	1:53.082	35.326	138	50.916	121	26.840	177	183
3 0	1:51.184	34.693	143	50.207	129	26.284	177	180	8 0	2:14.910	44.844	71	59.896	108	30.170	143	129
4 0	1:51.682	35.170	140	49.228	127	27.284	179	185	9 0	2:02.858	41.178	119	54.045	116	27.635	166	153
5 0	1:49.627	34.628	143	48.783	129	26.216	179	185									

52	Labbett, GBR(#1)								theoretical besttime: 1:48.065								
1 0	2:06.456	47.200	133	52.367	131	26.889	180	173	5 0	1:48.718	33.658	142	49.053	136	26.007	183	186
2 0	1:51.606	34.722	142	50.391	126	26.493	182	188	6 0	1:48.809	33.698	148	49.368	132	25.743	184	188
3 0	1:50.330	33.551	147	50.156	133	26.623	183	188	7		38.015	96					
4 0	1:48.065	33.422	145	48.964	138	25.679	183	190									

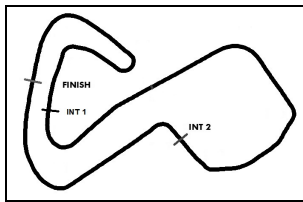
53	Gregory, GBR(#1)								theoretical besttime: 1:49.029								
1 0	2:09.601	48.762	137	53.703	124	27.136	179	177	6 0	1:49.483	33.952	144	49.140	132	26.391	183	183
2 0	1:54.150	35.184	142	52.137	120	26.829	179	181	7 0	1:52.947	36.065	144	50.112	124	26.770	173	183
3 0	1:52.062	35.522	145	50.278	133	26.262	181	188	8 0	2:15.169	45.279	69	59.959	104	29.931	149	129
4 0	1:51.044	34.943	145	49.593	132	26.508	180	187	9 0	2:03.179	41.479	102	54.214	114	27.486	166	145
5 0	1:51.235	35.881	140	49.417	133	25.937	179	187									

55	Adams								theoretical besttime: 1:48.817								
1 0	2:08.188	48.151	133	53.535	122	26.502	181	162	6 0	1:48.817	33.905	145	49.041	132	25.871	182	176
2 0	1:53.009	35.677	144	51.007	126	26.325	182	178	7 0	1:55.433	35.641	129	51.595	126	28.197	163	175
3 0	1:51.066	34.949	144	49.842	128	26.275	181	181	8 0	2:14.379	44.725	79	59.594	111	30.060	167	143
4 0	1:49.863	34.348	144	49.306	130	26.209	182	184	9 0	2:02.479	39.466	112	54.382	115	28.631	156	162
5 0	1:50.579	34.684	145	49.896	130	25.999	182	180									

62	Delagry, GBR(#1)								theoretical besttime: 1:39.964								
1 0	1:50.092	39.321	156	46.304	141	24.467	196	199	6 0	1:40.904	32.457	162	44.884	141	23.563	200	204
2 0	1:41.851	32.043	156	45.890	140	23.918	200	204	7 0	1:40.027	31.643	162	44.758	142	23.626	200	205
3 0	1:41.309	32.055	156	45.553	139	23.701	199	196	8 0	1:48.170	34.101	145	46.996	130	27.073	190	198
4 0	1:40.474	31.927	161	44.890	141	23.657	200	208	9 0	3:12.497	35.205	88	1:44.150	68	53.142	50	60
5 0	1:41.600	31.976	160	45.848	140	23.776	199	196									

64	Blacker, GBR(#1)								theoretical besttime: 1:45.548								
1 0	2:04.400	46.445	134	52.012	131	25.943	188	173	6 0	1:48.098	33.508	146	49.154	131	25.436	189	189
2 0	1:50.977	34.587	142	51.216	139	25.174	188	188	7 0	1:47.784	34.000	147	48.574	132	25.210	188	191
3 0	1:45.621	32.764	152	47.610	134	25.247	188	191	8 0	2:09.899	39.511	141	1:00.313	116	30.075	118	182
4 0	1:47.559	32.866	150	48.832	134	25.861	186	179	9 0	2:13.734	41.433	125	56.096	114	36.205	47	156
5 0	1:47.257	33.144	152	48.855	128	25.258	189	189									





Porsche Cup Championship



Porsche Club
Motorsport



Sector List Race 2

Provisional

Brands Hatch, Length: 3916m

Air temperature: 16.64°C

Track temperature: 27.3°C

Weather condition: Dry

Saturday, April 30, 2022 16:55:00

Lap Id	Time	SE1	SP1	SE2	SP2	SE3	SP3	TSP	Lap Id	Time	SE1	SP1	SE2	SP2	SE3	SP3	TSP
69	Chatham, GBR(#1)								theoretical besttime: 1:43.227								
1 0	2:01.484	45.709	139	49.904	123	25.871	187	179	6 0	1:43.660	32.401	153	46.620	135	24.639	189	186
2 0	1:49.765	34.406	135	49.647	128	25.712	182	174	7 0	1:43.227	32.222	154	46.456	132	24.549	188	187
3 0	1:48.718	33.525	141	49.506	132	25.687	184	185	8 0	2:17.386	33.484	137	1:09.072	101	34.830	125	104
4 0	1:47.902	33.275	149	48.934	128	25.693	187	183	9 0	2:11.358	39.553	110	56.550	108	35.255	65	141
5 0	1:46.078	32.562	151	48.099	127	25.417	185	183									

70	Archer								theoretical besttime: 1:42.792								
1 0	1:56.192	42.693	147	48.110	134	25.389	189	190	6 0	1:43.289	32.048	155	46.347	135	24.894	188	195
2 0	1:44.437	32.327	155	47.093	134	25.017	188	193	7 0	1:43.202	32.119	155	46.200	138	24.883	189	196
3 0	1:43.591	32.271	155	46.476	138	24.844	188	194	8 0	1:53.118	34.142	137	51.310	123	27.666	179	183
4 0	1:43.458	31.932	155	46.721	139	24.805	188	196	9 0	2:56.780	35.329	143	1:26.959	69	54.492	52	76
5 0	1:42.857	31.962	154	46.235	141	24.660	188	194									

76	Noble Evans, GBR(#1)								theoretical besttime: 1:49.128								
1 0	2:11.333	49.816	136	54.131	120	27.386	177	179	6 0	1:49.300	34.033	147	49.091	129	26.176	182	188
2 0	1:54.711	35.751	142	52.035	127	26.925	179	184	7 0	1:54.963	36.421	144	50.898	126	27.644	166	188
3 0	1:52.460	35.473	142	50.635	126	26.352	181	186	8 0	2:27.400	44.471	72	1:06.252	99	36.677	111	145
4 0	1:50.114	34.457	146	49.452	129	26.205	182	188	9 0	2:09.972	39.881	123	58.018	102	32.073	126	146
5 0	1:50.781	34.798	145	49.979	131	26.004	183	187									

80	Caley								theoretical besttime: 1:39.065								
1 0	1:48.313	38.690	156	45.614	142	24.009	194	201	6 0	1:40.180	31.318	158	45.016	141	23.846	197	204
2 0	1:40.245	31.597	157	44.973	150	23.675	196	202	7 0	1:39.883	31.191	159	44.806	136	23.886	196	205
3 0	1:39.363	30.958	158	44.898	144	23.507	197	203	8 0	1:45.061	33.583	151	45.863	147	25.615	157	201
4 0	1:40.403	31.195	159	45.422	142	23.786	196	204	9 0	3:22.746	43.942	68	1:45.213	65	53.591	48	76
5 0	1:39.783	31.287	158	44.600	144	23.896	196	202									

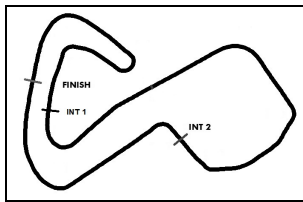
81	Darling, GBR(#1)								theoretical besttime: 1:47.744								
1 0	2:06.427	46.963	132	52.176	129	27.288		186	5 0	1:49.026	34.188	140	48.422	143	26.416		190
2 0	1:52.198	35.529	138	50.296	127	26.373		187	6 0	1:47.744	33.733	143	48.322	139	25.689		188
3 0	1:50.324	34.307	140	49.174	133	26.843		188	7		36.502	134	53.782	128			160
4 0	1:48.781	33.969	144	48.714	140	26.098		189									

88	Simpson, GBR(#1)								theoretical besttime: 1:41.086								
1 0	1:50.674	39.757	151	46.389	137	24.528		192	6 0	1:43.543	32.430	150	46.669	143	24.444		190
2 0	1:44.282	32.616	152	47.116	143	24.550		188	7 0	1:42.021	31.732	152	45.747	142	24.542		193
3 0	1:41.478	31.411	152	45.745	145	24.322		195	8 0	1:48.074	33.459	150	47.205	127	27.410		192
4 0	1:41.668	31.606	151	45.836	146	24.226		192	9 0	3:08.668	36.509	129	1:39.060	70	53.099		63
5 0	1:41.882	32.082	150	45.449	145	24.351		194									

90	Thomson, GBR(#1)								theoretical besttime: 1:48.595								
1 0	2:11.696	50.996	138	53.234	124	27.466	180	185	6 0	1:50.446	34.249	146	49.419	128	26.778	180	190
2 0	1:53.906	35.728	144	50.824	111	27.354	177	191	7 0	1:50.726	35.013	138	48.556	125	27.157	177	188
3 0	1:50.673	35.156	144	49.231	128	26.286	183	188	8 0	2:15.987	46.541	69	58.593	109	30.853	154	138
4 0	1:51.124	34.740	143	49.743	125	26.641	182	186	9 0	2:02.272	39.803	125	54.375	118	28.094	161	157
5 0	1:49.071	34.563	146	48.060	130	26.448	180	192									

91	Tester								theoretical besttime: 1:40.928								
1 0	1:50.898	40.221	149	46.216	125	24.461	186	191	6 0	1:41.426	31.841	151	45.264	138	24.321	183	191
2 0	1:41.967	32.164	152	45.262	132	24.541	186	192	7 0	1:41.261	31.524	151	45.463	136	24.274	184	190
3 0	1:41.356	31.736	155	45.257	136	24.363	185	193	8 0	1:50.101	33.582	148	46.441	125	30.078	147	191
4 0	1:41.442	31.754	151	45.415	137	24.273	186	192	9 0	3:09.098	36.039	117	1:40.330	70	52.729	59	65
5 0	1:41.050	31.537	151	45.131	135	24.382	183	190									





Porsche Cup Championship



Porsche Club
Motorsport



Sector List Race 2

Provisional

Brands Hatch, Length: 3916m

Air temperature: 16.64°C

Track temperature: 27.3°C

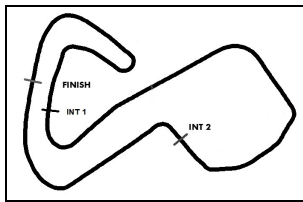
Weather condition: Dry

Saturday, April 30, 2022 16:55:00

Lap Id	Time	SE1	SP1	SE2	SP2	SE3	SP3	TSP	Lap Id	Time	SE1	SP1	SE2	SP2	SE3	SP3	TSP		
117 King, GBR(#1)									theoretical besttime: 1:50.118										
1	0	2:08.027	47.653	134	53.529	125	26.845	181	178	6	0	1:50.786	35.244	142	49.012	129	26.530	183	185
2	0	1:55.443	35.409	147	53.169	125	26.865	182	176	7	0	1:54.641	36.888	136	50.812	137	26.941	138	185
3	0	1:51.605	34.716	145	50.434	133	26.455	182	184	8	0	2:28.474	45.234	72	1:06.323	102	36.917	117	131
4	0	1:50.795	34.705	146	49.678	131	26.412	182	184	9	0	2:09.662	39.776	121	57.911	104	31.975	133	144
5	0	1:50.299	34.710	146	49.188	133	26.401	184	188										

Lap Id	Time	SE1	SP1	SE2	SP2	SE3	SP3	TSP	Lap Id	Time	SE1	SP1	SE2	SP2	SE3	SP3	TSP		
600 Ruffell-Ward									theoretical besttime: 1:48.183										
1	0	2:09.021	47.873	131	54.220	127	26.928	179	182	6	0	1:48.183	33.783	147	48.709	139	25.691	179	182
2	0	1:53.445	35.403	141	51.489	131	26.553	179	183	7	0	1:54.415	35.129	138	50.922	127	28.364	171	183
3	0	1:50.631	34.182	145	49.943	133	26.506	180	180	8	0	2:15.094	45.380	82	59.417	107	30.297	162	146
4	0	1:49.619	34.051	145	49.212	133	26.356	180	184	9	0	2:02.372	40.194	124	54.473	123	27.705	161	152
5	0	1:52.062	34.722	145	50.538	133	26.802	177	185										





Porsche Cup Championship

Top speed list Race 2

Provisional



Porsche Club
Motorsport



Brands Hatch, Length: 3916m

Air temperature: 16.64°C

Track temperature: 27.3°C

Weather condition: Dry

Saturday, April 30, 2022 16:55:00

#	Name (NAT)	Team	Car name	Speed	Lap	Race time
2	Peter Morris		Porsche 997 C2S	208.49	3	4:13.830
62	Neil Delagry (GBR)		Porsche 997 C2S	208.09	4	6:03.057
16	Kevin Harrison		Porsche 996 C2	206.89	2	2:34.743
11	James Caley		Porsche 997 C2S	205.32	7	10:57.182
80	Bill Caley		Porsche Cayman S	205.32	7	10:57.669
48	Toby Barlow		Porsche Cayman S	204.54	4	6:06.816
45	Paul Seagrave		Porsche 996 C2	201.11	2	2:46.002
17	Andrew Muggeridge		Porsche 996 C2	197.44	7	11:10.724
47	James Coleman (GBR)		Porsche Boxster S	196.72	5	7:47.430
70	Angus Archer		Porsche Boxster S	196.72	7	11:24.743
88	Paul Simpson (GBR)		Porsche Boxster S	195.65	3	4:24.964
24	Carl Hazelton		Porsche Boxster S	194.59	5	8:18.983
91	Colin Tester		Porsche Boxster S	193.20	3	4:23.440
90	Sarah Thomson (GBR)		Porsche Boxster S	192.51	5	8:41.870
30	Ross Morris		Porsche Boxster S	192.17	2	2:48.358
44	Andrew Porter (GBR)		Porsche Boxster S	192.17	3	4:27.642
64	Vince Blacker (GBR)		Porsche Boxster S	191.82	7	11:57.384
10	Julian Morris		Porsche Boxster S	191.15	3	4:44.248
21	Paul Markham (GBR)		Porsche Boxster S	190.81	6	10:32.818
52	Darren Labbett (GBR)		Porsche Boxster S	190.14	4	6:41.808
81	Perry Darling (GBR)		Porsche Boxster S	190.14	5	8:32.013
22	Peter Evans (GBR)		Porsche Boxster S	189.47	5	8:27.455
20	John Alexander		Porsche Cayman S	189.14	5	8:18.509
117	Darren King (GBR)		Porsche Boxster S	188.81	5	8:40.357
76	Faye Noble Evans (GBR)		Porsche Boxster S	188.48	6	10:33.664
53	Wayne Gregory (GBR)		Porsche Boxster S	188.15	3	4:59.636
69	Oliver Chatham (GBR)		Porsche Boxster S	187.50	7	11:48.602
49	Lee Sibley (GBR)		Porsche Boxster S	186.20	6	10:31.972
27	Kevin Ludford		Porsche Boxster S	185.56	3	4:50.906
600	Simon Ruffell-Ward		Porsche Boxster S	185.56	5	8:37.629
6	Mike Thompson		Porsche Boxster S	185.24	4	6:45.965
55	Scot Adams		Porsche Boxster S	184.30	4	6:46.548
13	Brian Richardson		Porsche Boxster S	179.40	6	10:14.147
38	Eric Bridges (GBR)		Porsche Boxster S	178.51	5	8:44.411
9			Porsche Cayman S			
33			Porsche 996 C2			

