



**Porsche Club**



**Motorsport**



**BOXSTER CUP**

# **911 CHALLENGE / PORSCHE CLASSIC BOXSTER CUP**



**ROUND 4  
Oulton Park  
9<sup>th</sup> July 2022**



**SPORTS TIMING**

**TIMING SOLUTIONS LTD**

**Timing & Results Provided by Timing Solutions Ltd**

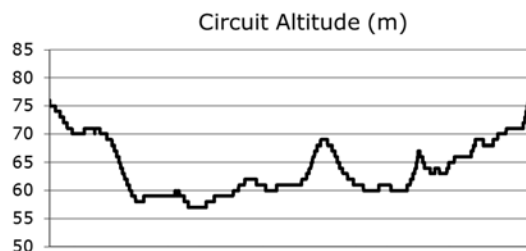
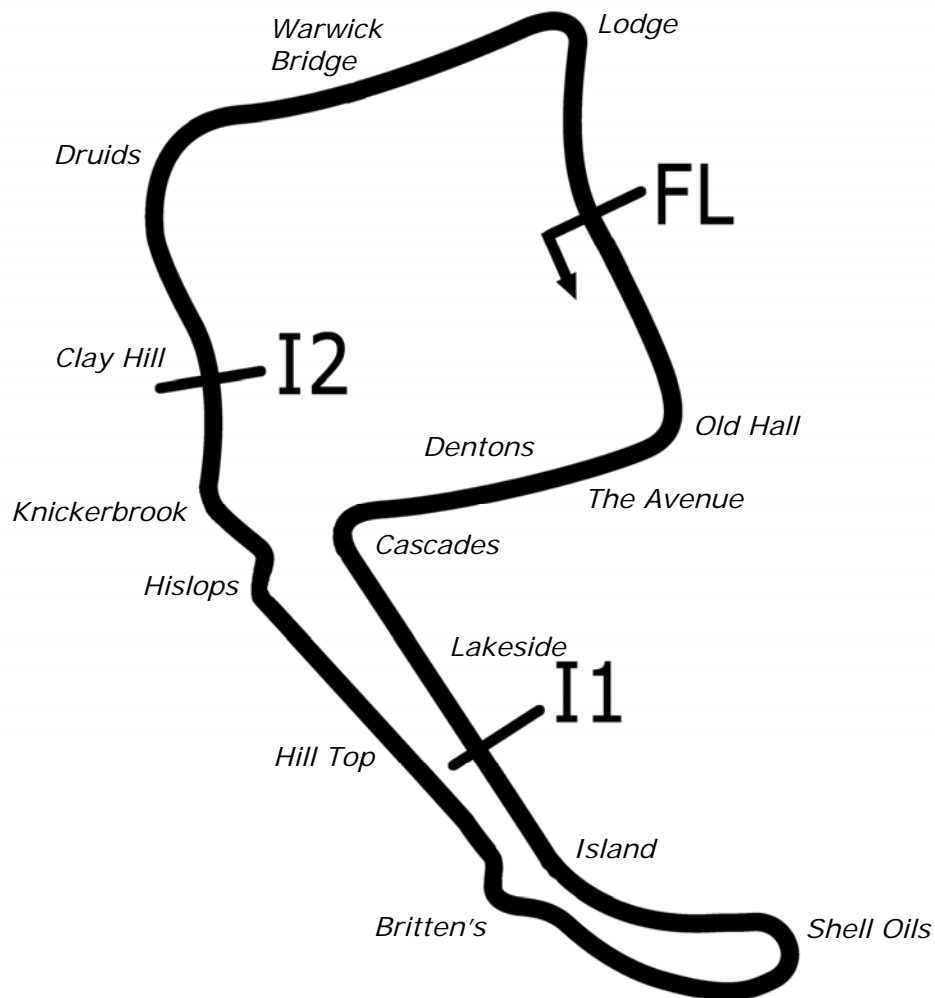
[www.tsl-timing.com](http://www.tsl-timing.com)

# Oulton Park International



SPORTS TIMING

TIMING SOLUTIONS LTD



Length	2.6920 miles	4332.4 m	
FL		53.17997 N	2.61294 W
I1	1163m	53.17248 N	2.61631 W
I2	3066m	53.17830 N	2.62040 W
Pit Entry	4314m	53.18011 N	2.61306 W
Pit Exit	180m after FL	53.17836 N	2.61232 W
Pit Entry-Pit Exit	199m, 14.3s @50kph, 11.9s @60kph		

All results available at [www.tsl-timing.com](http://www.tsl-timing.com)

# 911 Challenge & Boxster Cup

## QUALIFYING - RACE 3 - CLASSIFICATION

POS	NO	CL	PIC NAME	ENTRY	TIME	ON	LAPS	GAP	DIFF	MPH
1	12	3	1 Tim BATES	Porsche 911	1:55.456	4	6			83.93
2	11	911	1 NEAL / HARVEY	Porsche 964	1:58.718	4	6	3.262	3.262	81.63
3	22	3	2 Peter EVANS	Porsche Boxster S	2:00.842	6	6	5.386	2.124	80.19
4	6	3	3 Mike THOMPSON	Porsche Boxster S	2:01.361	6	6	5.905	0.519	79.85
5	17	3	4 Darren KING	Porsche Boxster S	2:01.587	6	6	6.131	0.226	79.70
6	53	3	5 Wayne GREGORY	Porsche Boxster S	2:01.891	6	6	6.435	0.304	79.50
7	38	3	6 Eric BRIDGES	Porsche Boxster S	2:01.928	6	6	6.472	0.037	79.48
8	50	3	7 Scot ADAMS	Porsche Boxster S	2:02.098	4	6	6.642	0.170	79.37
9	5	911	2 N LUCKEY	Porsche 964 RS N/GT	2:02.293	6	6	6.837	0.195	79.24
10	52	3	8 Darren LABBETT	Porsche Boxster S	2:02.890	3	6	7.434	0.597	78.86
11	81*	3	9 Perry DARLING	Porsche Boxster S	2:02.912	4	6	7.456	0.022	78.84
12	21	3	10 Paul MARKHAM	Porsche Boxster S	2:02.997	4	6	7.541	0.085	78.79
13	76	3	11 Faye NOBLE-EVANS	Porsche Boxster S	2:03.334	6	6	7.878	0.337	78.57
14	600	3	12 Simon RUFFELL-WARD	Porsche Boxster S	2:05.772	4	5	10.316	2.438	77.05
15	90	3	13 Sarah THOMSON	Porsche Boxster S	2:08.248	6	6	12.792	2.476	75.56
16	49	3	14 Steve SHORE	Porsche Boxster S			1			

No. 81 - 1 Lap time disallowed; exceeding track limits.

Weather / Track : Cloudy / Dry

These results are provisional until the conclusion of any judicial and technical matters.

Oulton Park International: 2.6920 miles  
Date: 09/07/2022 Start: 09:48 Finish: 10:15

Clerk Of Course : Tony Watts

Stewards :

Timekeeper : Eric Cowcill

# 911 Challenge & Boxster Cup

## QUALIFYING - RACE 8 - 2ND FASTEST CLASSIFICATION

POS	NO	CL	PIC NAME	ENTRY	TIME	ON	LAPS	GAP	DIFF	MPH
1	12	3	1 Tim BATES	Porsche 911	1:55.808	3	6			83.68
2	11	911	1 NEAL / HARVEY	Porsche 964	1:59.532	3	6	3.724	3.724	81.07
3	22	3	2 Peter EVANS	Porsche Boxster S	2:00.872	4	6	5.064	1.340	80.17
4	38	3	3 Eric BRIDGES	Porsche Boxster S	2:02.354	5	6	6.546	1.482	79.20
5	53	3	4 Wayne GREGORY	Porsche Boxster S	2:02.365	5	6	6.557	0.011	79.19
6	5	911	2 N LUCKEY	Porsche 964 RS N/GT	2:02.368	5	6	6.560	0.003	79.19
7	50	3	5 Scot ADAMS	Porsche Boxster S	2:02.383	6	6	6.575	0.015	79.18
8	6	3	6 Mike THOMPSON	Porsche Boxster S	2:02.405	5	6	6.597	0.022	79.17
9	17	3	7 Darren KING	Porsche Boxster S	2:02.737	5	6	6.929	0.332	78.95
10	52	3	8 Darren LABBETT	Porsche Boxster S	2:03.104	6	6	7.296	0.367	78.72
11	81*	3	9 Perry DARLING	Porsche Boxster S	2:03.170	3	6	7.362	0.066	78.68
12	76	3	10 Faye NOBLE-EVANS	Porsche Boxster S	2:03.612	5	6	7.804	0.442	78.40
13	21	3	11 Paul MARKHAM	Porsche Boxster S	2:04.092	5	6	8.284	0.480	78.09
14	600	3	12 Simon RUFFELL-WARD	Porsche Boxster S	2:06.869	3	5	11.061	2.777	76.38
15	90	3	13 Sarah THOMSON	Porsche Boxster S	2:09.510	5	6	13.702	2.641	74.83
16	49	3	14 Steve SHORE	Porsche Boxster S			1			

No. 81 - 1 Lap time disallowed; exceeding track limits.

Weather / Track : Cloudy / Dry

These results are provisional until the conclusion of any judicial and technical matters.

Oulton Park International: 2.6920 miles  
Date: 09/07/2022 Start: 09:48 Finish: 10:15

Clerk Of Course :

*Tony Watts*

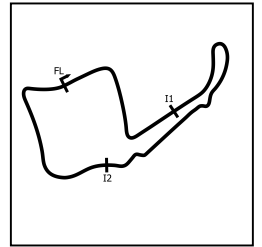
Stewards :

Timekeeper :

*Eric Cowcill*

# 911 Challenge & Boxster Cup

## QUALIFYING - RACE 3 - SECTOR ANALYSIS



SECTOR 1 = FL to I1, SECTOR 2 = I1 to I2, SECTOR 3 = I2 to FL, DIFF = Difference To Personal Best Lap, P = Crossed Finish Line in Pit Lane, D = Time Disallowed

P1 12 3		Tim BATES		Porsche 911			
IDEAL LAP TIME : 1:55.012		BEST LAP TIME : 1:55.456		DIFFERENCE : 0.444			
LAP	SECTOR 1	SECTOR 2	SECTOR 3	LAP TIME	MPH	DIFF	TIME OF DAY
1 -	OUTLAP	1:06.469	36.553				09:51:08.719
2 -	OUTLAP	1:00.028	33.077	16:01.998	10.07	14:06.542	10:07:10.717
3 -	<b>28.033</b>	55.894	31.881	1:55.808 (2)	83.68	0.352	10:09:06.525
4 -	28.477	<b>55.434</b>	<b>31.545</b>	<b>1:55.456 (1)</b>	<b>83.93</b>		<b>10:11:01.981</b>
5 -	28.383	55.619	31.833	1:55.835 (3)	83.66	0.379	10:12:57.816
6 -	28.588	55.764	31.650	1:56.002	83.54	0.546	10:14:53.818

P2 11 911		NEAL / HARVEY		Porsche 964			
IDEAL LAP TIME : 1:58.560		BEST LAP TIME : 1:58.718		DIFFERENCE : 0.158			
LAP	SECTOR 1	SECTOR 2	SECTOR 3	LAP TIME	MPH	DIFF	TIME OF DAY
1 -		1:06.940	37.075				09:51:10.012
2 -	OUTLAP	59.343	33.946	16:02.165	10.07	14:03.447	10:07:12.177
3 -	29.969	57.087	<b>32.476</b>	1:59.532 (2)	81.07	0.814	10:09:11.709
4 -	<b>29.394</b>	<b>56.690</b>	32.634	<b>1:58.718 (1)</b>	<b>81.63</b>		<b>10:11:10.427</b>
5 -	30.685	59.510	IN PIT	2:10.313 P	74.36	11.595	10:13:20.740
6 -	OUTLAP	59.628	33.092	3:42.615	43.53	1:43.897	10:17:03.355

P3 22 3		Peter EVANS		Porsche Boxster S			
IDEAL LAP TIME : 2:00.151		BEST LAP TIME : 2:00.842		DIFFERENCE : 0.691			
LAP	SECTOR 1	SECTOR 2	SECTOR 3	LAP TIME	MPH	DIFF	TIME OF DAY
1 -	OUTLAP	1:04.666	37.645				09:51:23.460
2 -	OUTLAP	1:00.629	34.273	16:04.320	10.04	14:03.478	10:07:27.780
3 -	30.496	59.262	33.286	2:03.044 (3)	78.76	2.202	10:09:30.824
4 -	<b>29.474</b>	58.263	33.135	2:00.872 (2)	80.17	0.030	10:11:31.696
5 -	32.085	58.466	33.482	2:04.033	78.13	3.191	10:13:35.729
6 -	30.165	<b>57.702</b>	<b>32.975</b>	<b>2:00.842 (1)</b>	<b>80.19</b>		<b>10:15:36.571</b>

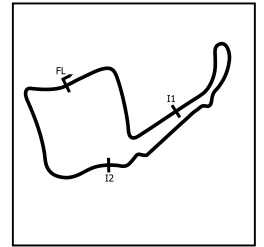
P4 6 3		Mike THOMPSON		Porsche Boxster S			
IDEAL LAP TIME : 2:01.361		BEST LAP TIME : 2:01.361		DIFFERENCE : 0.000			
LAP	SECTOR 1	SECTOR 2	SECTOR 3	LAP TIME	MPH	DIFF	TIME OF DAY
1 -	OUTLAP	1:05.629	36.692				09:51:28.271
2 -	OUTLAP	1:16.332	33.903	16:37.517	9.71	14:36.156	10:08:05.788
3 -	30.462	58.690	33.526	2:02.678 (3)	78.99	1.317	10:10:08.466
4 -	30.299	59.441	33.191	2:02.931	78.83	1.570	10:12:11.397
5 -	30.360	58.577	33.468	2:02.405 (2)	79.17	1.044	10:14:13.802
6 -	<b>30.171</b>	<b>58.122</b>	<b>33.068</b>	<b>2:01.361 (1)</b>	<b>79.85</b>		<b>10:16:15.163</b>

P5 17 3		Darren KING		Porsche Boxster S			
IDEAL LAP TIME : 2:01.587		BEST LAP TIME : 2:01.587		DIFFERENCE : 0.000			
LAP	SECTOR 1	SECTOR 2	SECTOR 3	LAP TIME	MPH	DIFF	TIME OF DAY
1 -	OUTLAP	1:06.183	37.770				09:51:11.405
2 -	OUTLAP	1:01.083	34.288	16:07.311	10.01	14:05.724	10:07:18.716
3 -	30.131	59.398	33.792	2:03.321	78.58	1.734	10:09:22.037
4 -	30.187	59.231	33.764	2:03.182 (3)	78.67	1.595	10:11:25.219
5 -	30.204	58.933	33.600	2:02.737 (2)	78.95	1.150	10:13:27.956
6 -	<b>29.793</b>	<b>58.541</b>	<b>33.253</b>	<b>2:01.587 (1)</b>	<b>79.70</b>		<b>10:15:29.543</b>

P6 53 3		Wayne GREGORY		Porsche Boxster S			
IDEAL LAP TIME : 2:01.529		BEST LAP TIME : 2:01.891		DIFFERENCE : 0.362			
LAP	SECTOR 1	SECTOR 2	SECTOR 3	LAP TIME	MPH	DIFF	TIME OF DAY
1 -	OUTLAP	1:05.437	37.709				09:51:13.157
2 -	OUTLAP	1:00.520	34.523	16:07.875	10.01	14:05.984	10:07:21.032
3 -	30.494	59.203	33.674	2:03.371	78.55	1.480	10:09:24.403
4 -	30.169	59.019	33.544	2:02.732 (3)	78.96	0.841	10:11:27.135
5 -	30.764	<b>58.339</b>	<b>33.262</b>	2:02.365 (2)	79.19	0.474	10:13:29.500
6 -	<b>29.928</b>	58.530	33.433	<b>2:01.891 (1)</b>	<b>79.50</b>		<b>10:15:31.391</b>

# 911 Challenge & Boxster Cup

## QUALIFYING - RACE 3 - SECTOR ANALYSIS



SECTOR 1 = FL to I1, SECTOR 2 = I1 to I2, SECTOR 3 = I2 to FL, DIFF = Difference To Personal Best Lap, P = Crossed Finish Line in Pit Lane, D = Time Disallowed

P7 38 3		Eric BRIDGES		Porsche Boxster S			
IDEAL LAP TIME : 2:01.928		BEST LAP TIME : 2:01.928		DIFFERENCE : 0.000			
LAP	SECTOR 1	SECTOR 2	SECTOR 3	LAP TIME	MPH	DIFF	TIME OF DAY
1 -	OUTLAP	1:05.446	36.741				09:51:18.850
2 -	OUTLAP	1:06.453	37.548	16:19.318	9.89	14:17.390	10:07:38.168
3 -	31.426	1:00.196	34.794	2:06.416	76.66	4.488	10:09:44.584
4 -	30.806	59.328	33.913	2:04.047 (3)	78.12	2.119	10:11:48.631
5 -	30.182	58.679	33.493	2:02.354 (2)	79.20	0.426	10:13:50.985
6 -	<b>30.085</b>	<b>58.527</b>	<b>33.316</b>	<b>2:01.928 (1)</b>	<b>79.48</b>		<b>10:15:52.913</b>

P8 50 3		Scot ADAMS		Porsche Boxster S			
IDEAL LAP TIME : 2:01.725		BEST LAP TIME : 2:02.098		DIFFERENCE : 0.373			
LAP	SECTOR 1	SECTOR 2	SECTOR 3	LAP TIME	MPH	DIFF	TIME OF DAY
1 -	OUTLAP	1:07.206	37.510				09:51:24.611
2 -	OUTLAP	1:01.986	34.392	16:05.829	10.03	14:03.731	10:07:30.440
3 -	30.151	59.398	33.534	2:03.083	78.73	0.985	10:09:33.523
4 -	30.078	<b>58.568</b>	33.452	<b>2:02.098 (1)</b>	<b>79.37</b>		<b>10:11:35.621</b>
5 -	<b>29.868</b>	59.591	<b>33.289</b>	2:02.748 (3)	78.95	0.650	10:13:38.369
6 -	30.210	58.685	33.488	2:02.383 (2)	79.18	0.285	10:15:40.752

P9 5 911		N LUCKEY		Porsche 964 RS N/GT			
IDEAL LAP TIME : 2:02.115		BEST LAP TIME : 2:02.293		DIFFERENCE : 0.178			
LAP	SECTOR 1	SECTOR 2	SECTOR 3	LAP TIME	MPH	DIFF	TIME OF DAY
1 -	OUTLAP	1:03.247	36.087				09:51:28.929
2 -	OUTLAP	59.627	34.061	16:06.766	10.02	14:04.473	10:07:35.695
3 -	30.843	58.354	34.827	2:04.024	78.14	1.731	10:09:39.719
4 -	30.711	58.836	33.762	2:03.309 (3)	78.59	1.016	10:11:43.028
5 -	<b>30.335</b>	58.300	33.733	2:02.368 (2)	79.19	0.075	10:13:45.396
6 -	30.513	<b>58.232</b>	<b>33.548</b>	<b>2:02.293 (1)</b>	<b>79.24</b>		<b>10:15:47.689</b>

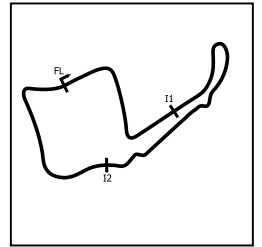
P10 52 3		Darren LABBETT		Porsche Boxster S			
IDEAL LAP TIME : 2:02.707		BEST LAP TIME : 2:02.890		DIFFERENCE : 0.183			
LAP	SECTOR 1	SECTOR 2	SECTOR 3	LAP TIME	MPH	DIFF	TIME OF DAY
1 -	OUTLAP	1:05.568	37.410				09:51:12.100
2 -	OUTLAP	1:01.336	34.137	16:08.287	10.00	14:05.397	10:07:20.387
3 -	<b>30.010</b>	59.586	<b>33.294</b>	<b>2:02.890 (1)</b>	<b>78.86</b>		<b>10:09:23.277</b>
4 -	30.209	59.594	33.757	2:03.560 (3)	78.43	0.670	10:11:26.837
5 -	31.415	59.910	33.932	2:05.257	77.37	2.367	10:13:32.094
6 -	30.366	<b>59.403</b>	33.335	2:03.104 (2)	78.72	0.214	10:15:35.198

P11 81 3		Perry DARLING		Porsche Boxster S			
IDEAL LAP TIME : 2:02.786		BEST LAP TIME : 2:02.912		DIFFERENCE : 0.126			
LAP	SECTOR 1	SECTOR 2	SECTOR 3	LAP TIME	MPH	DIFF	TIME OF DAY
1 -	OUTLAP	1:04.972	37.002				09:51:15.142
2 -	OUTLAP	1:01.420	35.154	16:10.325	9.98	14:07.413	10:07:25.467
3 -	30.892	<b>58.632</b>	33.646	2:03.170 (2)	78.68	0.258	10:09:28.637
4 -	<b>30.634</b>	58.637	33.641	<b>2:02.912 (1)</b>	<b>78.84</b>		<b>10:11:31.549</b>
5 -	33.153	59.234	<b>33.520</b>	2:05.907 (3)	76.97	2.995	10:13:37.456
6 -	31.798	59.757	33.810	2:05.365 D	77.30	2.453	10:15:42.821

P12 21 3		Paul MARKHAM		Porsche Boxster S			
IDEAL LAP TIME : 2:02.780		BEST LAP TIME : 2:02.997		DIFFERENCE : 0.217			
LAP	SECTOR 1	SECTOR 2	SECTOR 3	LAP TIME	MPH	DIFF	TIME OF DAY
1 -	OUTLAP	1:03.929	34.685				09:51:30.716
2 -	OUTLAP	1:02.159	35.073	16:15.921	9.93	14:12.924	10:07:46.637
3 -	31.236	1:00.632	34.187	2:06.055	76.88	3.058	10:09:52.692
4 -	29.890	59.598	<b>33.509</b>	<b>2:02.997 (1)</b>	<b>78.79</b>		<b>10:11:55.689</b>
5 -	30.143	<b>59.469</b>	34.480	2:04.092 (2)	78.09	1.095	10:13:59.781
6 -	<b>29.802</b>	1:01.393	33.951	2:05.146 (3)	77.43	2.149	10:16:04.927

# 911 Challenge & Boxster Cup

## QUALIFYING - RACE 3 - SECTOR ANALYSIS



SECTOR 1 = FL to I1, SECTOR 2 = I1 to I2, SECTOR 3 = I2 to FL, DIFF = Difference To Personal Best Lap, P = Crossed Finish Line in Pit Lane, D = Time Disallowed

<b>P13 76 3</b>		<b>Faye NOBLE-EVANS</b>		Porsche Boxster S			
IDEAL LAP TIME : 2:03.119		BEST LAP TIME : 2:03.334		DIFFERENCE : 0.215			
LAP	SECTOR 1	SECTOR 2	SECTOR 3	LAP TIME	MPH	DIFF	TIME OF DAY
1 -	OUTLAP	1:06.125	36.920				09:51:26.556
2 -	OUTLAP	1:04.627	34.489	16:07.758	10.01	14:04.424	10:07:34.314
3 -	<b>30.466</b>	59.677	34.708	2:04.851 (3)	77.62	1.517	10:09:39.165
4 -	31.122	1:00.773	33.648	2:05.543	77.19	2.209	10:11:44.708
5 -	30.629	59.455	33.528	2:03.612 (2)	78.40	0.278	10:13:48.320
6 -	30.681	<b>59.278</b>	<b>33.375</b>	<b>2:03.334 (1)</b>	<b>78.57</b>		<b>10:15:51.654</b>

<b>P14 600 3</b>		<b>Simon RUFFELL-WARD</b>		Porsche Boxster S			
IDEAL LAP TIME : 2:05.417		BEST LAP TIME : 2:05.772		DIFFERENCE : 0.355			
LAP	SECTOR 1	SECTOR 2	SECTOR 3	LAP TIME	MPH	DIFF	TIME OF DAY
1 -	OUTLAP	1:06.106	36.812				09:51:27.292
2 -	OUTLAP	1:03.104	38.846	16:13.791	9.95	14:08.019	10:07:41.083
3 -	31.639	1:00.779	<b>34.451</b>	2:06.869 (2)	76.38	1.097	10:09:47.952
4 -	<b>30.817</b>	1:00.170	34.785	<b>2:05.772 (1)</b>	<b>77.05</b>		<b>10:11:53.724</b>
5 -	30.960	<b>1:00.149</b>	35.786	2:06.895 (3)	76.37	1.123	10:14:00.619

<b>P15 90 3</b>		<b>Sarah THOMSON</b>		Porsche Boxster S			
IDEAL LAP TIME : 2:07.580		BEST LAP TIME : 2:08.248		DIFFERENCE : 0.668			
LAP	SECTOR 1	SECTOR 2	SECTOR 3	LAP TIME	MPH	DIFF	TIME OF DAY
1 -	OUTLAP	1:05.543	36.322				09:51:16.552
2 -	OUTLAP	1:04.910	36.174	16:17.907	9.91	14:09.659	10:07:34.459
3 -	33.489	1:03.771	34.811	2:12.071	73.37	3.823	10:09:46.530
4 -	32.520	1:03.073	35.351	2:10.944 (3)	74.01	2.696	10:11:57.474
5 -	<b>31.717</b>	1:02.575	35.218	2:09.510 (2)	74.83	1.262	10:14:06.984
6 -	32.385	<b>1:01.090</b>	<b>34.773</b>	<b>2:08.248 (1)</b>	<b>75.56</b>		<b>10:16:15.232</b>

<b>P16 49 3</b>		<b>Steve SHORE</b>		Porsche Boxster S			
IDEAL LAP TIME :		BEST LAP TIME :		DIFFERENCE :			
LAP	SECTOR 1	SECTOR 2	SECTOR 3	LAP TIME	MPH	DIFF	TIME OF DAY
1 -	OUTLAP	<b>1:05.523</b>	<b>36.945</b>				<b>09:51:14.229</b>

# 911 Challenge & Boxster Cup

## QUALIFYING - RACE 3 - STATISTICS

**Competitors Started** 16  
**Planned Start** 2022-07-09 @ 09:45:00.000  
**Actual Start** 2022-07-09 @ 09:48:49.035  
**Finish Time** 2022-07-09 @ 10:15:29.239  
**Track Length** 2.6920mi.  
**Total Laps** 90  
**Total Distance Covered** 242.2825mi.

### Session Fastest Lap History

NO	CL	NAME	LAP TIME	TIME OF DAY	LAP	VEHICLE
12	3	Tim BATES	<b>1:55.808</b>	10:09:06.540	3	Porsche 911
12	3	Tim BATES	<b>1:55.456</b>	10:11:01.996	4	Porsche 911

### Flag History

TYPE	TIME OF DAY
GREEN	09:48:49.035
SAFETY	09:51:58.107
RED	09:52:26.265
GREEN	10:05:01.964
GREEN	10:05:01.966
FINISH	10:15:29.239

### Flag Statistics

TYPE	COUNT	TOTAL LAPS	TOTAL TIME
Green	3	6	15:50.413
Red	1	0	12:35.698
Safety Car	1	0	28.157
FCY	0	0	0.000



# 911 Challenge & Boxster Cup

## QUALIFYING - RACE 3 - STATISTICS

CLASS : 3

14 Starters

### Fastest Lap History

NO	NAME	LAP TIME	TIME OF DAY	LAP	VEHICLE
12	Tim BATES	1:55.808	10:09:06.540	3	Porsche 911
12	Tim BATES	1:55.456	10:11:01.996	4	Porsche 911

# 911 Challenge & Boxster Cup

## QUALIFYING - RACE 3 - STATISTICS

CLASS : 911

2 Starters

### Fastest Lap History

NO	NAME	LAP TIME	TIME OF DAY	LAP	VEHICLE
11	NEAL / HARVEY	1:59.532	10:09:11.730	3	Porsche 964
11	NEAL / HARVEY	1:58.718	10:11:10.449	4	Porsche 964

# 911 Challenge & Boxster Cup

## RACE 8 - GRID (25 minutes)

ROW 7	13	2:04.092	<b>21</b> Paul MARKHAM	14	2:06.869	<b>600</b> Simon RUFFELL-WARD		
ROW 6			11	2:03.170	<b>81</b> Perry DARLING	12	2:03.612	<b>76</b> Faye NOBLE-EVANS
ROW 5	9	2:02.737	<b>17</b> Darren KING	10	2:03.104	<b>52</b> Darren LABBETT		
ROW 4			7	2:02.383	<b>50</b> Scot ADAMS	8	2:02.405	<b>6</b> Mike THOMPSON
ROW 3	5	2:02.365	<b>53</b> Wayne GREGORY	6	2:02.368	<b>5</b> N LUCKEY		
ROW 2			3	2:00.872	<b>22</b> Peter EVANS	4	2:02.354	<b>38</b> Eric BRIDGES
ROW 1	1	1:55.808	<b>12</b> Tim BATES	2	1:59.532	<b>11</b> NEAL / HARVEY		
<b>Pole</b>								

Oulton Park International: 2.6920 miles

These results are provisional until the conclusion of any judicial and technical matters.

Clerk Of Course : Tony Watts

Stewards :

Timekeeper : Eric Cowcill

# 911 Challenge & Boxster Cup

## RACE 3 - CLASSIFICATION

POS	NO	CL	PIC NAME	ENTRY	LAPS	TIME	GAP	DIFF	MPH	BEST	ON
1	12	911	1 Tim BATES	Porsche 911	13	25:58.367			80.84	1:58.657	3
2	11	911	2 NEAL / HARVEY	Porsche 964	13	26:13.045	14.678	14.678	80.09	1:59.588	3
3	22	3	1 Peter EVANS	Porsche Boxster S	13	26:14.827	16.460	1.782	80.00	1:59.237	11
4	6	3	2 Mike THOMPSON	Porsche Boxster S	13	26:16.190	17.823	1.363	79.93	1:59.376	11
5	5*	911	3 N LUCKEY	Porsche 964 RS N/GT	13	26:29.481	31.114	13.291	79.26	1:59.882	12
6	53	3	3 Wayne GREGORY	Porsche Boxster S	13	26:32.693	34.326	3.212	79.10	2:00.697	6
7	55	3	4 Scot ADAMS	Porsche Boxster S	13	26:39.330	40.963	6.637	78.77	2:01.056	8
8	38	3	5 Eric BRIDGES	Porsche Boxster S	13	26:40.620	42.253	1.290	78.71	2:01.262	5
9	81	3	6 Perry DARLING	Porsche Boxster S	13	26:40.929	42.562	0.309	78.69	2:01.288	12
10	17*	3	7 Darren KING	Porsche Boxster S	13	26:42.967	44.600	2.038	78.59	2:01.177	7
11	76	3	8 Faye NOBLE-EVANS	Porsche Boxster S	13	26:57.424	59.057	14.457	77.89	2:02.453	10
12	52	3	9 Darren LABBETT	Porsche Boxster S	13	27:02.010	1:03.643	4.586	77.67	2:02.412	2
13	600	3	10 Simon RUFFELL-WARD	Porsche Boxster S	13	27:17.979	1:19.612	15.969	76.91	2:02.907	10
14	21	3	11 Paul MARKHAM	Porsche Boxster S	13	27:52.924	1:54.557	34.945	75.30	2:02.418	2

### FASTEST LAP

12	911	Tim BATES	Porsche 911	3	1:58.657	81.67 mph	131.44 kph
22	3	Peter EVANS	Porsche Boxster S	11	1:59.237	81.27 mph	130.80 kph

Car 5 - 5 second penalty - track limits  
 Car 17 - 10 second start line penalty

Weather / Track : Sunny / Dry

These results are provisional until the conclusion of any judicial and technical matters.

Race Distance: 13 Laps / 34.99 miles  
 Oulton Park International: 2.6920 miles  
 Date: 09/07/2022 Start: 12:58 Finish: 13:23

Clerk Of Course : Tony Watts

Stewards :

Timekeeper : Eric Cowcill

# 911 Challenge & Boxster Cup

## RACE 3 - LAP CHART

LAP 1 @ 13:00:04.487			LAP 2 @ 13:02:03.497			LAP 3 @ 13:04:02.154			LAP 4 @ 13:06:01.273			LAP 5 @ 13:08:00.366		
NO	BEHIND	LAP TIME	NO	BEHIND	LAP TIME	NO	BEHIND	LAP TIME	NO	BEHIND	LAP TIME	NO	BEHIND	LAP TIME
<b>12</b>		2:03.952	<b>12</b>		1:59.010	<b>12</b>		1:58.657	<b>12</b>		1:59.119	<b>12</b>		1:59.093
<b>11</b>	0.819	2:04.771	<b>11</b>	1.856	2:00.047	<b>11</b>	2.787	1:59.588	<b>11</b>	3.487	1:59.819	<b>11</b>	4.795	2:00.401
<b>22</b>	3.871	2:07.823	<b>22</b>	5.957	2:01.096	<b>22</b>	8.797	2:01.497	<b>22</b>	11.443	2:01.765	<b>22</b>	13.007	2:00.657
<b>6</b>	4.502	2:08.454	<b>6</b>	6.794	2:01.302	<b>6</b>	9.822	2:01.685	<b>6</b>	12.198	2:01.495	<b>6</b>	13.666	2:00.561
<b>17</b>	5.238	2:09.190	<b>17</b>	8.270	2:02.042	<b>17</b>	11.726	2:02.113	<b>17</b>	14.928	2:02.321	<b>17</b>	17.093	2:01.258
<b>38</b>	6.465	2:10.417	<b>38</b>	9.907	2:02.452	<b>38</b>	13.922	2:02.672	<b>38</b>	16.172	2:01.369	<b>38</b>	18.341	2:01.262
<b>81</b>	7.343	2:11.295	<b>81</b>	10.524	2:02.191	<b>81</b>	15.108	2:03.241	<b>53</b>	18.410	2:02.179	<b>53</b>	20.264	2:00.947
<b>53</b>	8.048	2:12.000	<b>53</b>	11.405	2:02.367	<b>53</b>	15.350	2:02.602	<b>55</b>	19.256	2:01.704	<b>55</b>	21.883	2:01.720
<b>55</b>	8.541	2:12.493	<b>55</b>	12.703	2:03.172	<b>55</b>	16.671	2:02.625	<b>81</b>	20.143	2:04.154	<b>81</b>	23.401	2:02.351
<b>5</b>	9.216	2:13.168	<b>5</b>	13.997	2:03.791	<b>5</b>	18.487	2:03.147	<b>5</b>	20.961	2:01.593	<b>5</b>	23.648	2:01.780
<b>21</b>	11.749	2:15.701	<b>21</b>	15.157	2:02.418	<b>52</b>	20.167	2:02.958	<b>52</b>	25.571	2:04.523	<b>52</b>	31.523	2:05.045
<b>52</b>	12.464	2:16.416	<b>52</b>	15.866	2:02.412	<b>21</b>	20.322	2:03.822	<b>76</b>	27.142	2:04.041	<b>76</b>	32.727	2:04.678
<b>76</b>	12.855	2:16.807	<b>76</b>	17.234	2:03.389	<b>76</b>	22.220	2:03.643	<b>600</b>	39.204	2:08.381	<b>600</b>	46.679	2:06.568
<b>600</b>	13.514	2:17.466	<b>600</b>	19.803	2:05.299	<b>600</b>	29.942	2:08.796	<b>21</b>	42.801	2:21.598	<b>21</b>	1:03.799	2:20.091

# 911 Challenge & Boxster Cup

## RACE 3 - LAP CHART

LAP 6 @ 13:09:59.431			LAP 7 @ 13:11:59.217			LAP 8 @ 13:13:58.607			LAP 9 @ 13:15:58.283			LAP 10 @ 13:17:57.305		
NO	BEHIND	LAP TIME	NO	BEHIND	LAP TIME	NO	BEHIND	LAP TIME	NO	BEHIND	LAP TIME	NO	BEHIND	LAP TIME
12		1:59.065	12		1:59.786	12		1:59.390	12		1:59.676	12		1:59.022
11	6.219	2:00.489	11	7.013	2:00.580	11	8.709	2:01.086	11	10.237	2:01.204	11	12.970	2:01.755
22	15.635	2:01.693	22	15.845	1:59.996	22	16.696	2:00.241	22	17.480	2:00.460	22	18.404	1:59.946
6	15.896	2:01.295	6	16.467	2:00.357	6	17.381	2:00.304	6	18.236	2:00.531	6	18.994	1:59.780
17	19.698	2:01.670	17	21.089	2:01.177	17	23.961	2:02.262	17	26.536	2:02.251	17	30.276	2:02.762
38	20.938	2:01.662	38	23.285	2:02.133	38	25.840	2:01.945	38	29.806	2:03.642	5	32.661	2:01.287
53	21.896	2:00.697	53	23.533	2:01.423	53	25.965	2:01.822	53	30.069	2:03.780	53	33.543	2:02.496
55	24.508	2:01.690	55	26.326	2:01.604	55	27.992	2:01.056	55	30.342	2:02.026	38	34.384	2:03.600
5	25.176	2:00.593	5	27.091	2:01.701	5	28.754	2:01.053	5	30.396	2:01.318	55	35.347	2:04.027
81	28.158	2:03.822	81	30.588	2:02.216	81	34.122	2:02.924	81	36.723	2:02.277	81	39.533	2:01.832
52	36.094	2:03.636	52	39.753	2:03.445	52	44.255	2:03.892	52	47.395	2:02.816	52	51.066	2:02.693
76	37.382	2:03.720	76	41.082	2:03.486	76	44.902	2:03.210	76	48.160	2:02.934	76	51.591	2:02.453
600	52.356	2:04.742	600	57.646	2:05.076	600	1:02.699	2:04.443	600	1:06.972	2:03.949	600	1:10.857	2:02.907
21	1:10.981	2:06.247	21	1:16.972	2:05.777	21	1:23.171	2:05.589	21	1:28.701	2:05.206	21	1:36.387	2:06.708

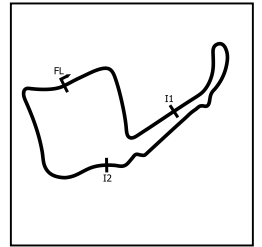
# 911 Challenge & Boxster Cup

## RACE 3 - LAP CHART

LAP 11 @ 13:19:57.232			LAP 12 @ 13:21:57.763			LAP 13 @ 13:23:58.902		
NO	BEHIND	LAP TIME	NO	BEHIND	LAP TIME	NO	BEHIND	LAP TIME
12		1:59.927	12		2:00.531	12		2:01.139
11	14.100	2:01.057	11	14.402	2:00.833	11	14.678	2:01.415
22	17.714	1:59.237	22	17.142	1:59.959	22	16.460	2:00.457
6	18.443	1:59.376	6	17.859	1:59.947	6	17.823	2:01.103
17	32.456	2:02.107	5	32.021	1:59.882	5	31.114	2:00.232
5	32.670	1:59.936	17	34.252	2:02.327	53	34.326	2:00.833
53	34.383	2:00.767	53	34.632	2:00.780	17	34.600	2:01.487
38	37.339	2:02.882	55	40.595	2:03.420	55	40.963	2:01.507
55	37.706	2:02.286	38	40.624	2:03.816	38	42.253	2:02.768
81	41.524	2:01.918	81	42.281	2:01.288	81	42.562	2:01.420
52	54.236	2:03.097	52	57.019	2:03.314	52	58.643	2:02.763
76	54.564	2:02.900	76	57.342	2:03.309	76	59.057	2:02.854
600	1:14.621	2:03.691	600	1:17.584	2:03.494	600	1:19.612	2:03.167
21	1:42.245	2:05.785	21	1:49.257	2:07.543	21	1:54.557	2:06.439

# 911 Challenge & Boxster Cup

## RACE 3 - SECTOR ANALYSIS



SECTOR 1 = FL to I1, SECTOR 2 = I1 to I2, SECTOR 3 = I2 to FL, DIFF = Difference To Personal Best Lap, P = Crossed Finish Line in Pit Lane, D = Time Disallowed

P1		12 3		Tim BATES		Porsche 911	
IDEAL LAP TIME : 1:58.247		BEST LAP TIME : 1:58.657		DIFFERENCE : 0.410			
LAP	SECTOR 1	SECTOR 2	SECTOR 3	LAP TIME	MPH	DIFF	TIME OF DAY
1 -		57.558	32.296	2:03.952	78.18	5.295	13:00:04.487
2 -	<b>28.825</b>	57.453	32.732	1:59.010 (2)	81.43	0.353	13:02:03.497
3 -	29.235	<b>57.185</b>	<b>32.237</b>	<b>1:58.657 (1)</b>	<b>81.67</b>		<b>13:04:02.154</b>
4 -	28.898	57.541	32.680	1:59.119	81.35	0.462	13:06:01.273
5 -	29.184	57.470	32.439	1:59.093	81.37	0.436	13:08:00.366
6 -	29.329	57.260	32.476	1:59.065	81.39	0.408	13:09:59.431
7 -	29.540	57.676	32.570	1:59.786	80.90	1.129	13:11:59.217
8 -	29.543	57.293	32.554	1:59.390	81.17	0.733	13:13:58.607
9 -	29.608	57.642	32.426	1:59.676	80.97	1.019	13:15:58.283
10 -	29.372	57.273	32.377	1:59.022 (3)	81.42	0.365	13:17:57.305
11 -	29.009	57.986	32.932	1:59.927	80.81	1.270	13:19:57.232
12 -	29.515	58.380	32.636	2:00.531	80.40	1.874	13:21:57.763
13 -	29.253	58.099	33.787	2:01.139	80.00	2.482	13:23:58.902

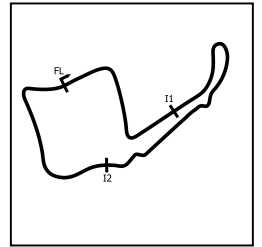
P2		11 911		NEAL / HARVEY		Porsche 964	
IDEAL LAP TIME : 1:59.141		BEST LAP TIME : 1:59.588		DIFFERENCE : 0.447			
LAP	SECTOR 1	SECTOR 2	SECTOR 3	LAP TIME	MPH	DIFF	TIME OF DAY
1 -		57.532	32.644	2:04.771	77.67	5.183	13:00:05.306
2 -	29.759	57.796	32.492	2:00.047 (3)	80.72	0.459	13:02:05.353
3 -	29.843	57.381	<b>32.364</b>	<b>1:59.588 (1)</b>	<b>81.03</b>		<b>13:04:04.941</b>
4 -	<b>29.529</b>	<b>57.248</b>	33.042	1:59.819 (2)	80.88	0.231	13:06:04.760
5 -	29.591	58.073	32.737	2:00.401	80.49	0.813	13:08:05.161
6 -	29.765	57.339	33.385	2:00.489	80.43	0.901	13:10:05.650
7 -	29.733	57.650	33.197	2:00.580	80.37	0.992	13:12:06.230
8 -	30.008	57.866	33.212	2:01.086	80.03	1.498	13:14:07.316
9 -	29.831	57.862	33.511	2:01.204	79.95	1.616	13:16:08.520
10 -	29.852	58.340	33.563	2:01.755	79.59	2.167	13:18:10.275
11 -	30.147	57.695	33.215	2:01.057	80.05	1.469	13:20:11.332
12 -	29.755	57.911	33.167	2:00.833	80.20	1.245	13:22:12.165
13 -	30.018	57.896	33.501	2:01.415	79.81	1.827	13:24:13.580

P3		22 3		Peter EVANS		Porsche Boxster S	
IDEAL LAP TIME : 1:59.201		BEST LAP TIME : 1:59.237		DIFFERENCE : 0.036			
LAP	SECTOR 1	SECTOR 2	SECTOR 3	LAP TIME	MPH	DIFF	TIME OF DAY
1 -		59.007	33.143	2:07.823	75.81	8.586	13:00:08.358
2 -	29.611	58.150	33.335	2:01.096	80.02	1.859	13:02:09.454
3 -	30.100	58.402	32.995	2:01.497	79.76	2.260	13:04:10.951
4 -	29.931	58.764	33.070	2:01.765	79.59	2.528	13:06:12.716
5 -	30.130	57.882	32.645	2:00.657	80.32	1.420	13:08:13.373
6 -	30.148	58.080	33.465	2:01.693	79.63	2.456	13:10:15.066
7 -	29.766	<b>57.564</b>	32.666	1:59.996	80.76	0.759	13:12:15.062
8 -	29.523	57.984	32.734	2:00.241	80.59	1.004	13:14:15.303
9 -	29.989	57.908	32.563	2:00.460	80.45	1.223	13:16:15.763
10 -	29.363	58.002	32.581	1:59.946 (2)	80.79	0.709	13:18:15.709
11 -	<b>29.150</b>	57.600	<b>32.487</b>	<b>1:59.237 (1)</b>	<b>81.27</b>		<b>13:20:14.946</b>
12 -	29.273	57.744	32.942	1:59.959 (3)	80.78	0.722	13:22:14.905
13 -	29.774	57.909	32.774	2:00.457	80.45	1.220	13:24:15.362



# 911 Challenge & Boxster Cup

## RACE 3 - SECTOR ANALYSIS



SECTOR 1 = FL to I1, SECTOR 2 = I1 to I2, SECTOR 3 = I2 to FL, DIFF = Difference To Personal Best Lap, P = Crossed Finish Line in Pit Lane, D = Time Disallowed

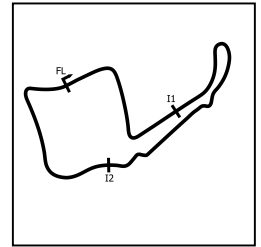
<b>P4</b>		<b>6 3</b>		<b>Mike THOMPSON</b>		Porsche Boxster S	
IDEAL LAP TIME : 1:59.025		BEST LAP TIME : 1:59.376		DIFFERENCE : 0.351			
LAP	SECTOR 1	SECTOR 2	SECTOR 3	LAP TIME	MPH	DIFF	TIME OF DAY
1 -		59.258	33.320	2:08.454	75.44	9.078	13:00:08.989
2 -	29.811	58.487	33.004	2:01.302	79.89	1.926	13:02:10.291
3 -	30.017	58.549	33.119	2:01.685	79.64	2.309	13:04:11.976
4 -	29.807	58.091	33.597	2:01.495	79.76	2.119	13:06:13.471
5 -	29.924	57.756	32.881	2:00.561	80.38	1.185	13:08:14.032
6 -	29.740	58.055	33.500	2:01.295	79.89	1.919	13:10:15.327
7 -	30.034	57.397	32.926	2:00.357	80.52	0.981	13:12:15.684
8 -	29.411	58.031	32.862	2:00.304	80.55	0.928	13:14:15.988
9 -	29.645	57.748	33.138	2:00.531	80.40	1.155	13:16:16.519
10 -	29.209	57.571	33.000	1:59.780 (2)	80.90	0.404	13:18:16.299
<b>11 -</b>	<b>28.971</b>	<b>57.394</b>	<b>33.011</b>	<b>1:59.376 (1)</b>	<b>81.18</b>		<b>13:20:15.675</b>
12 -	29.474	57.813	<b>32.660</b>	1:59.947 (3)	80.79	0.571	13:22:15.622
13 -	29.730	58.292	33.081	2:01.103	80.02	1.727	13:24:16.725

<b>P5</b>		<b>5 911</b>		<b>N LUCKEY</b>		Porsche 964 RS N/GT	
IDEAL LAP TIME : 1:59.331		BEST LAP TIME : 1:59.882		DIFFERENCE : 0.551			
LAP	SECTOR 1	SECTOR 2	SECTOR 3	LAP TIME	MPH	DIFF	TIME OF DAY
1 -		1:00.935	34.129	2:13.168	72.77	13.286	13:00:13.703
2 -	30.502	59.505	33.784	2:03.791	78.28	3.909	13:02:17.494
3 -	30.718	58.826	33.603	2:03.147	78.69	3.265	13:04:20.641
4 -	30.276	57.927	33.390	2:01.593	79.70	1.711	13:06:22.234
5 -	29.997	58.032	33.751	2:01.780	79.58	1.898	13:08:24.014
6 -	29.938	57.187	33.468	2:00.593	80.36	0.711	13:10:24.607
7 -	29.842	58.340	33.519	2:01.701	79.63	1.819	13:12:26.308
8 -	29.838	57.964	33.251	2:01.053	80.05	1.171	13:14:27.361
9 -	30.032	58.064	33.222	2:01.318	79.88	1.436	13:16:28.679
10 -	30.654	57.780	<b>32.853</b>	2:01.287	79.90	1.405	13:18:29.966
11 -	<b>29.523</b>	57.161	33.252	1:59.936 (2)	80.80	0.054	13:20:29.902
<b>12 -</b>	29.766	<b>56.955</b>	33.161	<b>1:59.882 (1)</b>	<b>80.84</b>		<b>13:22:29.784</b>
13 -	29.803	57.330	33.099	2:00.232 (3)	80.60	0.350	13:24:30.016

<b>P6</b>		<b>53 3</b>		<b>Wayne GREGORY</b>		Porsche Boxster S	
IDEAL LAP TIME : 2:00.327		BEST LAP TIME : 2:00.697		DIFFERENCE : 0.370			
LAP	SECTOR 1	SECTOR 2	SECTOR 3	LAP TIME	MPH	DIFF	TIME OF DAY
1 -		1:00.298	34.068	2:12.000	73.41	11.303	13:00:12.535
2 -	30.420	58.858	33.089	2:02.367	79.19	1.670	13:02:14.902
3 -	30.118	59.255	33.229	2:02.602	79.04	1.905	13:04:17.504
4 -	30.366	58.609	33.204	2:02.179	79.32	1.482	13:06:19.683
5 -	29.801	58.220	32.926	2:00.947	80.12	0.250	13:08:20.630
<b>6 -</b>	<b>29.696</b>	<b>57.870</b>	33.131	<b>2:00.697 (1)</b>	<b>80.29</b>		<b>13:10:21.327</b>
7 -	29.733	58.401	33.289	2:01.423	79.81	0.726	13:12:22.750
8 -	29.944	58.496	33.382	2:01.822	79.55	1.125	13:14:24.572
9 -	30.946	58.488	34.346	2:03.780	78.29	3.083	13:16:28.352
10 -	30.090	58.437	33.969	2:02.496	79.11	1.799	13:18:30.848
11 -	29.778	58.228	<b>32.761</b>	2:00.767 (2)	80.24	0.070	13:20:31.615
12 -	29.876	58.051	32.853	2:00.780 (3)	80.23	0.083	13:22:32.395
13 -	29.727	58.069	33.037	2:00.833	80.20	0.136	13:24:33.228

# 911 Challenge & Boxster Cup

## RACE 3 - SECTOR ANALYSIS



SECTOR 1 = FL to I1, SECTOR 2 = I1 to I2, SECTOR 3 = I2 to FL, DIFF = Difference To Personal Best Lap, P = Crossed Finish Line in Pit Lane, D = Time Disallowed

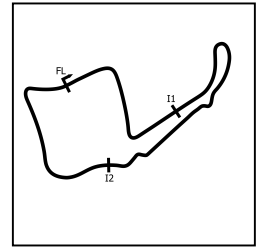
P7 55 3		Scot ADAMS		Porsche Boxster S			
IDEAL LAP TIME : 2:00.516		BEST LAP TIME : 2:01.056		DIFFERENCE : 0.540			
LAP	SECTOR 1	SECTOR 2	SECTOR 3	LAP TIME	MPH	DIFF	TIME OF DAY
1 -		1:00.802	33.746	2:12.493	73.14	11.437	13:00:13.028
2 -	30.219	59.467	33.486	2:03.172	78.68	2.116	13:02:16.200
3 -	29.990	58.990	33.645	2:02.625	79.03	1.569	13:04:18.825
4 -	29.893	58.729	<b>33.082</b>	2:01.704	79.63	0.648	13:06:20.529
5 -	29.757	58.621	33.342	2:01.720	79.61	0.664	13:08:22.249
6 -	29.802	58.450	33.438	2:01.690	79.63	0.634	13:10:23.939
7 -	29.850	58.340	33.414	2:01.604 (3)	79.69	0.548	13:12:25.543
8 -	29.819	<b>58.004</b>	33.233	<b>2:01.056 (1)</b>	<b>80.05</b>		<b>13:14:26.599</b>
9 -	29.735	58.433	33.858	2:02.026	79.41	0.970	13:16:28.625
10 -	31.222	59.358	33.447	2:04.027	78.13	2.971	13:18:32.652
11 -	<b>29.430</b>	58.672	34.184	2:02.286	79.25	1.230	13:20:34.938
12 -	30.115	59.572	33.733	2:03.420	78.52	2.364	13:22:38.358
13 -	29.922	58.191	33.394	2:01.507 (2)	79.75	0.451	13:24:39.865

P8 38 3		Eric BRIDGES		Porsche Boxster S			
IDEAL LAP TIME : 2:00.632		BEST LAP TIME : 2:01.262		DIFFERENCE : 0.630			
LAP	SECTOR 1	SECTOR 2	SECTOR 3	LAP TIME	MPH	DIFF	TIME OF DAY
1 -		59.935	33.562	2:10.417	74.31	9.155	13:00:10.952
2 -	30.227	58.746	33.479	2:02.452	79.14	1.190	13:02:13.404
3 -	30.349	58.630	33.693	2:02.672	79.00	1.410	13:04:16.076
4 -	30.112	<b>58.170</b>	<b>33.087</b>	2:01.369 (2)	79.84	0.107	13:06:17.445
5 -	29.632	58.336	33.294	<b>2:01.262 (1)</b>	<b>79.92</b>		<b>13:08:18.707</b>
6 -	29.687	58.405	33.570	2:01.662 (3)	79.65	0.400	13:10:20.369
7 -	<b>29.375</b>	59.418	33.340	2:02.133	79.35	0.871	13:12:22.502
8 -	29.859	58.231	33.855	2:01.945	79.47	0.683	13:14:24.447
9 -	30.653	58.498	34.491	2:03.642	78.38	2.380	13:16:28.089
10 -	31.033	59.203	33.364	2:03.600	78.40	2.338	13:18:31.689
11 -	29.564	59.333	33.985	2:02.882	78.86	1.620	13:20:34.571
12 -	30.234	59.363	34.219	2:03.816	78.27	2.554	13:22:38.387
13 -	30.281	58.707	33.780	2:02.768	78.93	1.506	13:24:41.155

P9 81 3		Perry DARLING		Porsche Boxster S			
IDEAL LAP TIME : 2:00.714		BEST LAP TIME : 2:01.288		DIFFERENCE : 0.574			
LAP	SECTOR 1	SECTOR 2	SECTOR 3	LAP TIME	MPH	DIFF	TIME OF DAY
1 -		1:00.156	33.994	2:11.295	73.81	10.007	13:00:11.830
2 -	30.454	58.159	33.578	2:02.191	79.31	0.903	13:02:14.021
3 -	30.541	59.152	33.548	2:03.241	78.63	1.953	13:04:17.262
4 -	31.120	59.381	33.653	2:04.154	78.05	2.866	13:06:21.416
5 -	30.287	58.235	33.829	2:02.351	79.20	1.063	13:08:23.767
6 -	31.360	58.586	33.876	2:03.822	78.26	2.534	13:10:27.589
7 -	30.062	58.547	33.607	2:02.216	79.29	0.928	13:12:29.805
8 -	30.541	58.638	33.745	2:02.924	78.83	1.636	13:14:32.729
9 -	30.494	58.086	33.697	2:02.277	79.25	0.989	13:16:35.006
10 -	30.339	58.048	33.445	2:01.832 (3)	79.54	0.544	13:18:36.838
11 -	30.082	58.481	33.355	2:01.918	79.49	0.630	13:20:38.756
12 -	<b>29.826</b>	58.208	<b>33.254</b>	<b>2:01.288 (1)</b>	<b>79.90</b>		<b>13:22:40.044</b>
13 -	30.205	<b>57.634</b>	33.581	2:01.420 (2)	79.81	0.132	13:24:41.464

# 911 Challenge & Boxster Cup

## RACE 3 - SECTOR ANALYSIS



SECTOR 1 = FL to I1, SECTOR 2 = I1 to I2, SECTOR 3 = I2 to FL, DIFF = Difference To Personal Best Lap, P = Crossed Finish Line in Pit Lane, D = Time Disallowed

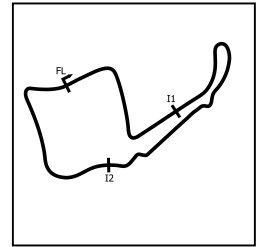
P10 17 3		Darren KING		Porsche Boxster S			
IDEAL LAP TIME : 2:00.703		BEST LAP TIME : 2:01.177		DIFFERENCE : 0.474			
LAP	SECTOR 1	SECTOR 2	SECTOR 3	LAP TIME	MPH	DIFF	TIME OF DAY
1 -		59.101	33.541	2:09.190	75.01	8.013	13:00:09.725
2 -	29.658	58.958	33.426	2:02.042	79.40	0.865	13:02:11.767
3 -	29.891	58.634	33.588	2:02.113	79.36	0.936	13:04:13.880
4 -	30.036	58.793	33.492	2:02.321	79.22	1.144	13:06:16.201
5 -	29.811	58.419	<b>33.028</b>	2:01.258 (2)	79.92	0.081	13:08:17.459
6 -	29.743	<b>58.114</b>	33.813	2:01.670	79.65	0.493	13:10:19.129
7 -	29.738	58.157	33.282	<b>2:01.177 (1)</b>	<b>79.97</b>		<b>13:12:20.306</b>
8 -	29.812	59.041	33.409	2:02.262	79.26	1.085	13:14:22.568
9 -	29.997	58.702	33.552	2:02.251	79.27	1.074	13:16:24.819
10 -	29.868	59.277	33.617	2:02.762	78.94	1.585	13:18:27.581
11 -	29.791	58.676	33.640	2:02.107	79.36	0.930	13:20:29.688
12 -	30.485	58.658	33.184	2:02.327	79.22	1.150	13:22:32.015
13 -	<b>29.561</b>	58.274	33.652	2:01.487 (3)	79.77	0.310	13:24:33.502

P11 76 3		Faye NOBLE-EVANS		Porsche Boxster S			
IDEAL LAP TIME : 2:02.104		BEST LAP TIME : 2:02.453		DIFFERENCE : 0.349			
LAP	SECTOR 1	SECTOR 2	SECTOR 3	LAP TIME	MPH	DIFF	TIME OF DAY
1 -		1:03.383	34.339	2:16.807	70.83	14.354	13:00:17.342
2 -	30.382	59.303	33.704	2:03.389	78.54	0.936	13:02:20.731
3 -	<b>30.200</b>	59.807	33.636	2:03.643	78.38	1.190	13:04:24.374
4 -	30.331	59.794	33.916	2:04.041	78.12	1.588	13:06:28.415
5 -	30.842	1:00.214	33.622	2:04.678	77.73	2.225	13:08:33.093
6 -	30.695	59.304	33.721	2:03.720	78.33	1.267	13:10:36.813
7 -	30.588	59.214	33.684	2:03.486	78.48	1.033	13:12:40.299
8 -	30.337	59.321	33.552	2:03.210	78.65	0.757	13:14:43.509
9 -	30.554	58.887	33.493	2:02.934	78.83	0.481	13:16:46.443
10 -	30.209	58.826	33.418	<b>2:02.453 (1)</b>	<b>79.14</b>		<b>13:18:48.896</b>
11 -	30.547	<b>58.509</b>	33.844	2:02.900 (3)	78.85	0.447	13:20:51.796
12 -	30.814	58.768	33.727	2:03.309	78.59	0.856	13:22:55.105
13 -	30.670	58.789	<b>33.395</b>	2:02.854 (2)	78.88	0.401	13:24:57.959

P12 52 3		Darren LABBETT		Porsche Boxster S			
IDEAL LAP TIME : 2:01.759		BEST LAP TIME : 2:02.412		DIFFERENCE : 0.653			
LAP	SECTOR 1	SECTOR 2	SECTOR 3	LAP TIME	MPH	DIFF	TIME OF DAY
1 -		1:03.511	34.301	2:16.416	71.04	14.004	13:00:16.951
2 -	30.362	58.726	<b>33.324</b>	<b>2:02.412 (1)</b>	<b>79.16</b>		<b>13:02:19.363</b>
3 -	<b>29.947</b>	59.583	33.428	2:02.958	78.81	0.546	13:04:22.321
4 -	30.738	59.524	34.261	2:04.523	77.82	2.111	13:06:26.844
5 -	30.666	59.654	34.725	2:05.045	77.50	2.633	13:08:31.889
6 -	30.537	59.115	33.984	2:03.636	78.38	1.224	13:10:35.525
7 -	30.408	59.551	33.486	2:03.445	78.50	1.033	13:12:38.970
8 -	30.835	59.257	33.800	2:03.892	78.22	1.480	13:14:42.862
9 -	30.232	58.848	33.736	2:02.816	78.90	0.404	13:16:45.678
10 -	30.508	58.556	33.629	2:02.693 (2)	78.98	0.281	13:18:48.371
11 -	30.501	<b>58.488</b>	34.108	2:03.097	78.72	0.685	13:20:51.468
12 -	30.466	59.025	33.823	2:03.314	78.59	0.902	13:22:54.782
13 -	30.188	58.619	33.956	2:02.763 (3)	78.94	0.351	13:24:57.545

# 911 Challenge & Boxster Cup

## RACE 3 - SECTOR ANALYSIS



SECTOR 1 = FL to I1, SECTOR 2 = I1 to I2, SECTOR 3 = I2 to FL, DIFF = Difference To Personal Best Lap, P = Crossed Finish Line in Pit Lane, D = Time Disallowed

P13 600 3		Simon RUFFELL-WARD		Porsche Boxster S			
IDEAL LAP TIME : 2:02.553		BEST LAP TIME : 2:02.907		DIFFERENCE : 0.354			
LAP	SECTOR 1	SECTOR 2	SECTOR 3	LAP TIME	MPH	DIFF	TIME OF DAY
1 -		1:03.548	34.456	2:17.466	70.49	14.559	13:00:18.001
2 -	30.365	1:00.720	34.214	2:05.299	77.34	2.392	13:02:23.300
3 -	30.825	1:00.531	37.440	2:08.796	75.24	5.889	13:04:32.096
4 -	31.302	1:02.121	34.958	2:08.381	75.48	5.474	13:06:40.477
5 -	31.098	1:00.391	35.079	2:06.568	76.56	3.661	13:08:47.045
6 -	30.764	59.840	34.138	2:04.742	77.69	1.835	13:10:51.787
7 -	30.748	59.510	34.818	2:05.076	77.48	2.169	13:12:56.863
8 -	30.839	59.629	33.975	2:04.443	77.87	1.536	13:15:01.306
9 -	30.546	59.245	34.158	2:03.949	78.18	1.042	13:17:05.255
10 -	30.313	<b>58.679</b>	33.915	<b>2:02.907 (1)</b>	<b>78.85</b>		<b>13:19:08.162</b>
11 -	<b>30.137</b>	59.482	34.072	2:03.691	78.35	0.784	13:21:11.853
12 -	30.247	59.510	<b>33.737</b>	2:03.494 (3)	78.47	0.587	13:23:15.347
13 -	30.289	59.115	33.763	2:03.167 (2)	78.68	0.260	13:25:18.514

P14 21 3		Paul MARKHAM		Porsche Boxster S			
IDEAL LAP TIME : 2:02.213		BEST LAP TIME : 2:02.418		DIFFERENCE : 0.205			
LAP	SECTOR 1	SECTOR 2	SECTOR 3	LAP TIME	MPH	DIFF	TIME OF DAY
1 -		1:03.092	33.895	2:15.701	71.41	13.283	13:00:16.236
2 -	<b>29.755</b>	<b>59.124</b>	33.539	<b>2:02.418 (1)</b>	<b>79.16</b>		<b>13:02:18.654</b>
3 -	29.832	1:00.656	<b>33.334</b>	2:03.822 (2)	78.26	1.404	13:04:22.476
4 -	29.803	1:17.766	34.029	2:21.598	68.44	19.180	13:06:44.074
5 -	30.216	1:14.245	35.630	2:20.091	69.17	17.673	13:09:04.165
6 -	30.362	1:01.729	34.156	2:06.247	76.76	3.829	13:11:10.412
7 -	30.370	1:00.901	34.506	2:05.777	77.05	3.359	13:13:16.189
8 -	30.449	1:01.087	34.053	2:05.589	77.16	3.171	13:15:21.778
9 -	30.309	1:00.570	34.327	2:05.206 (3)	77.40	2.788	13:17:26.984
10 -	30.675	1:01.303	34.730	2:06.708	76.48	4.290	13:19:33.692
11 -	30.194	1:01.155	34.436	2:05.785	77.04	3.367	13:21:39.477
12 -	31.195	1:02.327	34.021	2:07.543	75.98	5.125	13:23:47.020
13 -	31.306	1:00.803	34.330	2:06.439	76.64	4.021	13:25:53.459

# 911 Challenge & Boxster Cup

## RACE 3 - STATISTICS

**Competitors Started** 14  
**Planned Start** 2022-07-09 @ 12:40:00.000  
**Actual Start** 2022-07-09 @ 12:58:00.535  
**Finish Time** 2022-07-09 @ 13:23:58.169  
**Track Length** 2.6920mi.  
**Total Laps** 182  
**Total Distance Covered** 489.9491mi.

### Session Fastest Lap History

NO	CL	NAME	LAP TIME	TIME OF DAY	LAP	VEHICLE
12	3	Tim BATES	<b>2:03.952</b>	13:00:04.503	1	Porsche 911
12	3	Tim BATES	<b>1:59.010</b>	13:02:03.513	2	Porsche 911
12	3	Tim BATES	<b>1:58.657</b>	13:04:02.170	3	Porsche 911

### Session Leader History

NO	CL	NAME	FROM LAP	LAPS LED	DISTANCE	VEHICLE
12	3	Tim BATES	1	13	34.99 miles	Porsche 911

### Flag History

TYPE	TIME OF DAY
GREEN	12:58:00.535
FINISH	13:23:58.169

### Flag Statistics

TYPE	COUNT	TOTAL LAPS	TOTAL TIME
Green	1	13	28:17.630
Red	0	0	0.000
Safety Car	0	0	0.000
FCY	0	0	0.000

# 911 Challenge & Boxster Cup

## RACE 3 - STATISTICS

CLASS : 3

12 Starters

### Fastest Lap History

NO	NAME	LAP TIME	TIME OF DAY	LAP	VEHICLE
12	Tim BATES	<b>2:03.952</b>	13:00:04.503	1	Porsche 911
12	Tim BATES	<b>1:59.010</b>	13:02:03.513	2	Porsche 911
12	Tim BATES	<b>1:58.657</b>	13:04:02.170	3	Porsche 911

### Leader History

NO	NAME	FROM LAP	LAPS LED	DISTANCE	VEHICLE
12	Tim BATES	1	13	34.99 miles	Porsche 911

# 911 Challenge & Boxster Cup

## RACE 3 - STATISTICS

CLASS : 911

2 Starters

### Fastest Lap History

NO	NAME	LAP TIME	TIME OF DAY	LAP	VEHICLE
11	NEAL / HARVEY	<b>2:04.771</b>	13:00:05.327	1	Porsche 964
11	NEAL / HARVEY	<b>2:00.047</b>	13:02:05.375	2	Porsche 964
11	NEAL / HARVEY	<b>1:59.588</b>	13:04:04.962	3	Porsche 964

### Leader History

NO	NAME	FROM LAP	LAPS LED	DISTANCE	VEHICLE
11	NEAL / HARVEY	1	13	34.99 miles	Porsche 964

# 911 Challenge & Boxster Cup

## RACE 8 - CLASSIFICATION

POS	NO	CL	PIC NAME	ENTRY	LAPS	TIME	GAP	DIFF	MPH	BEST	ON
1	12	911	1 Tim BATES	Porsche 911	13	25:35.525			82.04	1:56.760	5
2	11	911	2 NEAL / HARVEY	Porsche 964	13	26:09.648	34.123	34.123	80.26	1:58.666	11
3	5	911	3 N LUCKEY	Porsche 964 RS N/GT	13	26:13.231	37.706	3.583	80.08	1:59.386	10
4	22	3	1 Peter EVANS	Porsche Boxster S	13	26:20.529	45.004	7.298	79.71	1:59.565	7
5	6	3	2 Mike THOMPSON	Porsche Boxster S	13	26:21.118	45.593	0.589	79.68	1:59.871	10
6	55	3	3 Scot ADAMS	Porsche Boxster S	13	26:33.576	58.051	12.458	79.05	2:00.999	12
7	52	3	4 Darren LABBETT	Porsche Boxster S	13	26:53.915	1:18.390	20.339	78.06	2:02.239	3
8	17	3	5 Darren KING	Porsche Boxster S	13	26:54.360	1:18.835	0.445	78.04	2:01.487	7
9	53	3	6 Wayne GREGORY	Porsche Boxster S	13	26:54.776	1:19.251	0.416	78.02	2:01.347	7
10	38	3	7 Eric BRIDGES	Porsche Boxster S	13	27:05.993	1:30.468	11.217	77.48	2:01.572	7
11	76	3	8 Faye NOBLE-EVANS	Porsche Boxster S	13	27:26.311	1:50.786	20.318	76.52	2:02.857	5
12	600	3	9 Simon RUFFELL-WARD	Porsche Boxster S	12	25:48.237	1 Lap	1 Lap	75.11	2:02.274	7
13	21	3	10 Paul MARKHAM	Porsche Boxster S	12	26:13.077	1 Lap	24.840	73.92	2:02.107	7

### NOT CLASSIFIED

DNF	81	3	Perry DARLING	Porsche Boxster S	11	22:49.020	2 Laps	1 Lap	77.86	2:01.250	7
-----	----	---	---------------	-------------------	----	-----------	--------	-------	-------	----------	---

### NOT STARTED

NS	49	3	Steve SHORE	Porsche Boxster S
NS	90	3	Sarah THOMSON	Porsche Boxster S

### FASTEST LAP

12	911	Tim BATES	Porsche 911	5	1:56.760	83.00 mph	133.57 kph
22	3	Peter EVANS	Porsche Boxster S	7	1:59.565	81.05 mph	130.44 kph

Weather / Track : Sunny / Dry

These results are provisional until the conclusion of any judicial and technical matters.

Race Distance: 13 Laps / 34.99 miles

Oulton Park International: 2.6920 miles

Date: 09/07/2022 Start: 16:49 Finish: 17:14

Clerk Of Course : Tony Watts

Stewards :

Timekeeper : Eric Cowcill



# 911 Challenge & Boxster Cup

## RACE 8 - LAP CHART

LAP 1 @ 16:51:13.471			LAP 2 @ 16:53:10.803			LAP 3 @ 16:55:07.836			LAP 4 @ 16:57:05.042			LAP 5 @ 16:59:01.802		
NO	BEHIND	LAP TIME	NO	BEHIND	LAP TIME	NO	BEHIND	LAP TIME	NO	BEHIND	LAP TIME	NO	BEHIND	LAP TIME
12		2:01.853	12		1:57.332	12		1:57.033	12		1:57.206	12		1:56.760
11	4.399	2:06.252	11	7.852	2:00.785	11	12.767	2:01.948	11	18.208	2:02.647	11	21.880	2:00.432
22	7.257	2:09.110	22	12.966	2:03.041	22	17.724	2:01.791	5	22.163	2:01.148	5	25.210	1:59.807
5	7.701	2:09.554	5	13.405	2:03.036	5	18.221	2:01.849	22	22.927	2:02.409	22	26.921	2:00.754
6	8.076	2:09.929	6	14.114	2:03.370	6	19.278	2:02.197	6	23.400	2:01.328	6	27.489	2:00.849
38	9.377	2:11.230	55	15.369	2:03.089	55	20.771	2:02.435	55	25.677	2:02.112	55	30.122	2:01.205
55	9.612	2:11.465	52	16.660	2:03.875	52	21.866	2:02.239	52	27.488	2:02.828	52	34.114	2:03.386
52	10.117	2:11.970	38	18.194	2:06.149	17	27.298	2:05.793	17	34.899	2:04.807	17	41.799	2:03.660
17	10.644	2:12.497	17	18.538	2:05.226	38	28.464	2:07.303	38	35.673	2:04.415	38	42.575	2:03.662
81	11.524	2:13.377	81	18.930	2:04.738	81	29.005	2:07.108	81	36.641	2:04.842	81	43.271	2:03.390
600	11.858	2:13.711	600	19.465	2:04.939	600	29.737	2:07.305	53	36.989	2:04.315	53	43.500	2:03.271
53	12.321	2:14.174	53	19.769	2:04.780	53	29.880	2:07.144	76	37.740	2:04.034	76	43.837	2:02.857
76	13.646	2:15.499	76	21.021	2:04.707	76	30.912	2:06.924	600	37.940	2:05.409	600	44.556	2:03.376
21	15.065	2:16.918	21	22.416	2:04.683	21	31.230	2:05.847	21	39.429	2:05.405	21	46.505	2:03.836

# 911 Challenge & Boxster Cup

## RACE 8 - LAP CHART

LAP 6 @ 17:00:59.076			LAP 7 @ 17:02:56.874			LAP 8 @ 17:04:54.907			LAP 9 @ 17:06:53.287			LAP 10 @ 17:08:52.470		
NO	BEHIND	LAP TIME	NO	BEHIND	LAP TIME	NO	BEHIND	LAP TIME	NO	BEHIND	LAP TIME	NO	BEHIND	LAP TIME
12		1:57.274	12		1:57.798	12		1:58.033	12		1:58.380	12		1:59.183
11	24.905	2:00.299	11	26.415	1:59.308	11	28.525	2:00.143	11	29.501	1:59.356	11	29.353	1:59.035
5	27.610	1:59.674	5	29.409	1:59.597	5	30.801	1:59.425	5	31.905	1:59.484	5	32.108	1:59.386
22	29.719	2:00.072	22	31.486	1:59.565	22	34.421	2:00.968	22	36.970	2:00.929	22	37.964	2:00.177
6	30.547	2:00.332	6	33.008	2:00.259	6	36.642	2:01.667	6	38.169	1:59.907	6	38.857	1:59.871
55	34.395	2:01.547	55	38.130	2:01.533	55	41.966	2:01.869	55	45.064	2:01.478	55	47.554	2:01.673
52	41.499	2:04.659	52	46.978	2:03.277	52	52.750	2:03.805	52	58.529	2:04.159	52	1:03.014	2:03.668
17	47.269	2:02.744	17	50.958	2:01.487	17	54.595	2:01.670	17	1:00.423	2:04.208	17	1:03.815	2:02.575
38	47.982	2:02.681	38	51.756	2:01.572	38	55.821	2:02.098	81	1:01.626	2:03.103	81	1:04.217	2:01.774
53	48.558	2:02.332	53	52.107	2:01.347	81	56.903	2:02.215	38	1:02.054	2:04.613	53	1:04.497	2:01.405
81	49.269	2:03.272	81	52.721	2:01.250	53	57.125	2:03.051	53	1:02.275	2:03.530	38	1:10.128	2:07.257
76	49.721	2:03.158	600	55.015	2:02.274	21	1:00.744	2:02.779	76	1:10.173	2:05.144	76	1:17.211	2:06.221
600	50.539	2:03.257	76	55.156	2:03.233	76	1:03.409	2:06.286	21	1:36.291	2:33.927 P	600	1:52.399	2:06.778
21	51.689	2:02.458	21	55.998	2:02.107	600	1:33.928	2:36.946	600	1:44.804	2:09.256			

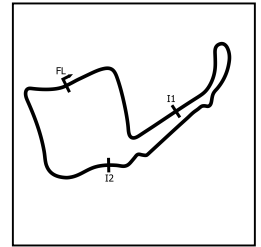
# 911 Challenge & Boxster Cup

## RACE 8 - LAP CHART

LAP 11 @ 17:10:50.366			LAP 12 @ 17:12:48.165			LAP 13 @ 17:14:47.143		
NO	BEHIND	LAP TIME	NO	BEHIND	LAP TIME	NO	BEHIND	LAP TIME
12		1:57.896	12		1:57.799	12		1:58.978
21	1 Lap	2:42.156	600	1 Lap	2:07.955	600	1 Lap	2:07.031
11	30.123	1:58.666	21	1 Lap	2:07.273	11	34.123	2:02.043
5	33.732	1:59.520	11	31.058	1:58.734	21	1 Lap	2:05.688
22	40.276	2:00.208	5	35.680	1:59.747	5	37.706	2:01.004
6	41.030	2:00.069	22	42.536	2:00.059	22	45.004	2:01.446
55	51.055	2:01.397	6	43.225	1:59.994	6	45.593	2:01.346
52	1:08.988	2:03.870	55	54.255	2:00.999	55	58.051	2:02.774
17	1:09.431	2:03.512	52	1:13.792	2:02.603	52	1:18.390	2:03.576
53	1:09.900	2:03.299	17	1:14.208	2:02.576	17	1:18.835	2:03.605
81	1:10.272	2:03.951	53	1:14.754	2:02.653	53	1:19.251	2:03.475
38	1:17.223	2:04.991	38	1:24.300	2:04.876	38	1:30.468	2:05.146
76	1:26.287	2:06.972	76	1:38.455	2:09.967	76	1:50.786	2:11.309

# 911 Challenge & Boxster Cup

## RACE 8 - SECTOR ANALYSIS



SECTOR 1 = FL to I1, SECTOR 2 = I1 to I2, SECTOR 3 = I2 to FL, DIFF = Difference To Personal Best Lap, P = Crossed Finish Line in Pit Lane, D = Time Disallowed

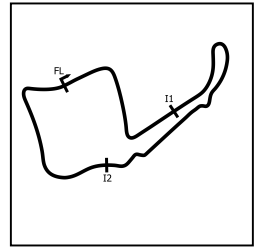
P1		12 911		Tim BATES		Porsche 911	
IDEAL LAP TIME : 1:56.551		BEST LAP TIME : 1:56.760		DIFFERENCE : 0.209			
LAP	SECTOR 1	SECTOR 2	SECTOR 3	LAP TIME	MPH	DIFF	TIME OF DAY
1 -		56.397	32.162	2:01.853	79.53	5.093	16:51:13.471
2 -	28.810	56.549	31.973	1:57.332	82.59	0.572	16:53:10.803
3 -	28.778	56.409	<b>31.846</b>	1:57.033 (2)	82.80	0.273	16:55:07.836
4 -	<b>28.685</b>	56.371	32.150	1:57.206 (3)	82.68	0.446	16:57:05.042
5 -	28.818	<b>56.020</b>	31.922	<b>1:56.760 (1)</b>	<b>83.00</b>		<b>16:59:01.802</b>
6 -	28.833	56.449	31.992	1:57.274	82.63	0.514	17:00:59.076
7 -	28.842	56.841	32.115	1:57.798	82.27	1.038	17:02:56.874
8 -	28.835	56.961	32.237	1:58.033	82.10	1.273	17:04:54.907
9 -	29.289	57.009	32.082	1:58.380	81.86	1.620	17:06:53.287
10 -	29.363	57.527	32.293	1:59.183	81.31	2.423	17:08:52.470
11 -	29.144	56.790	31.962	1:57.896	82.20	1.136	17:10:50.366
12 -	28.978	56.794	32.027	1:57.799	82.26	1.039	17:12:48.165
13 -	29.052	57.616	32.310	1:58.978	81.45	2.218	17:14:47.143

P2		11 911		NEAL / HARVEY		Porsche 964	
IDEAL LAP TIME : 1:58.199		BEST LAP TIME : 1:58.666		DIFFERENCE : 0.467			
LAP	SECTOR 1	SECTOR 2	SECTOR 3	LAP TIME	MPH	DIFF	TIME OF DAY
1 -		57.792	33.160	2:06.252	76.76	7.586	16:51:17.870
2 -	29.478	57.585	33.722	2:00.785	80.23	2.119	16:53:18.655
3 -	29.969	57.394	34.585	2:01.948	79.47	3.282	16:55:20.603
4 -	29.651	58.410	34.586	2:02.647	79.01	3.981	16:57:23.250
5 -	29.987	57.148	33.297	2:00.432	80.47	1.766	16:59:23.682
6 -	29.468	57.551	33.280	2:00.299	80.56	1.633	17:01:23.981
7 -	29.474	56.991	32.843	1:59.308	81.22	0.642	17:03:23.289
8 -	29.823	57.299	33.021	2:00.143	80.66	1.477	17:05:23.432
9 -	29.379	56.819	33.158	1:59.356	81.19	0.690	17:07:22.788
10 -	<b>29.004</b>	56.872	33.159	1:59.035 (3)	81.41	0.369	17:09:21.823
11 -	29.182	56.564	32.920	<b>1:58.666 (1)</b>	<b>81.66</b>		<b>17:11:20.489</b>
12 -	29.539	<b>56.537</b>	<b>32.658</b>	1:58.734 (2)	81.62	0.068	17:13:19.223
13 -	29.340	58.760	33.943	2:02.043	79.40	3.377	17:15:21.266

P3		5 911		N LUCKEY		Porsche 964 RS N/GT	
IDEAL LAP TIME : 1:59.004		BEST LAP TIME : 1:59.386		DIFFERENCE : 0.382			
LAP	SECTOR 1	SECTOR 2	SECTOR 3	LAP TIME	MPH	DIFF	TIME OF DAY
1 -		58.993	33.984	2:09.554	74.80	10.168	16:51:21.172
2 -	30.108	59.271	33.657	2:03.036	78.76	3.650	16:53:24.208
3 -	30.101	58.480	33.268	2:01.849	79.53	2.463	16:55:26.057
4 -	30.116	58.000	33.032	2:01.148	79.99	1.762	16:57:27.205
5 -	29.607	57.683	32.517	1:59.807	80.89	0.421	16:59:27.012
6 -	29.586	57.421	32.667	1:59.674	80.98	0.288	17:01:26.686
7 -	29.729	57.036	32.832	1:59.597	81.03	0.211	17:03:26.283
8 -	29.790	57.139	<b>32.496</b>	1:59.425 (2)	81.14	0.039	17:05:25.708
9 -	29.593	57.046	32.845	1:59.484 (3)	81.10	0.098	17:07:25.192
10 -	<b>29.551</b>	<b>56.957</b>	32.878	<b>1:59.386 (1)</b>	<b>81.17</b>		<b>17:09:24.578</b>
11 -	29.713	57.263	32.544	1:59.520	81.08	0.134	17:11:24.098
12 -	29.727	57.282	32.738	1:59.747	80.93	0.361	17:13:23.845
13 -	29.872	58.284	32.848	2:01.004	80.09	1.618	17:15:24.849

# 911 Challenge & Boxster Cup

## RACE 8 - SECTOR ANALYSIS



SECTOR 1 = FL to I1, SECTOR 2 = I1 to I2, SECTOR 3 = I2 to FL, DIFF = Difference To Personal Best Lap, P = Crossed Finish Line in Pit Lane, D = Time Disallowed

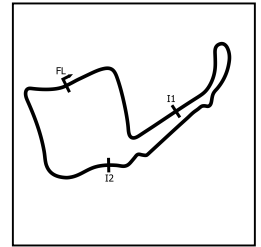
P4		22 3		Peter EVANS		Porsche Boxster S	
IDEAL LAP TIME : 1:59.410		BEST LAP TIME : 1:59.565		DIFFERENCE : 0.155			
LAP	SECTOR 1	SECTOR 2	SECTOR 3	LAP TIME	MPH	DIFF	TIME OF DAY
1 -		59.260	33.763	2:09.110	75.06	9.545	16:51:20.728
2 -	30.260	59.308	33.473	2:03.041	78.76	3.476	16:53:23.769
3 -	30.247	58.501	33.043	2:01.791	79.57	2.226	16:55:25.560
4 -	30.148	59.273	32.988	2:02.409	79.17	2.844	16:57:27.969
5 -	29.943	58.015	32.796	2:00.754	80.25	1.189	16:59:28.723
6 -	29.843	57.600	32.629	2:00.072 (3)	80.71	0.507	17:01:28.795
7 -	<b>29.554</b>	57.475	<b>32.536</b>	<b>1:59.565 (1)</b>	<b>81.05</b>		<b>17:03:28.360</b>
8 -	29.737	58.140	33.091	2:00.968	80.11	1.403	17:05:29.328
9 -	29.991	57.902	33.036	2:00.929	80.14	1.364	17:07:30.257
10 -	29.660	57.585	32.932	2:00.177	80.64	0.612	17:09:30.434
11 -	29.861	57.801	32.546	2:00.208	80.62	0.643	17:11:30.642
12 -	29.746	<b>57.320</b>	32.993	2:00.059 (2)	80.72	0.494	17:13:30.701
13 -	29.579	58.781	33.086	2:01.446	79.79	1.881	17:15:32.147

P5		6 3		Mike THOMPSON		Porsche Boxster S	
IDEAL LAP TIME : 1:59.257		BEST LAP TIME : 1:59.871		DIFFERENCE : 0.614			
LAP	SECTOR 1	SECTOR 2	SECTOR 3	LAP TIME	MPH	DIFF	TIME OF DAY
1 -		59.234	33.775	2:09.929	74.58	10.058	16:51:21.547
2 -	30.402	59.174	33.794	2:03.370	78.55	3.499	16:53:24.917
3 -	29.810	58.927	33.460	2:02.197	79.30	2.326	16:55:27.114
4 -	29.787	58.276	33.265	2:01.328	79.87	1.457	16:57:28.442
5 -	29.615	58.327	32.907	2:00.849	80.19	0.978	16:59:29.291
6 -	29.636	57.834	32.862	2:00.332	80.53	0.461	17:01:29.623
7 -	29.568	57.966	32.725	2:00.259	80.58	0.388	17:03:29.882
8 -	30.235	58.343	33.089	2:01.667	79.65	1.796	17:05:31.549
9 -	29.613	<b>57.421</b>	32.873	1:59.907 (2)	80.82	0.036	17:07:31.456
10 -	29.450	57.436	32.985	<b>1:59.871 (1)</b>	<b>80.84</b>		<b>17:09:31.327</b>
11 -	29.344	57.769	32.956	2:00.069	80.71	0.198	17:11:31.396
12 -	29.258	57.631	33.105	1:59.994 (3)	80.76	0.123	17:13:31.390
13 -	<b>29.159</b>	59.510	<b>32.677</b>	2:01.346	79.86	1.475	17:15:32.736

P6		55 3		Scot ADAMS		Porsche Boxster S	
IDEAL LAP TIME : 2:00.865		BEST LAP TIME : 2:00.999		DIFFERENCE : 0.134			
LAP	SECTOR 1	SECTOR 2	SECTOR 3	LAP TIME	MPH	DIFF	TIME OF DAY
1 -		59.977	33.672	2:11.465	73.71	10.466	16:51:23.083
2 -	30.407	58.953	33.729	2:03.089	78.73	2.090	16:53:26.172
3 -	30.199	58.935	33.301	2:02.435	79.15	1.436	16:55:28.607
4 -	29.983	58.618	33.511	2:02.112	79.36	1.113	16:57:30.719
5 -	29.855	<b>58.254</b>	<b>33.096</b>	2:01.205 (2)	79.95	0.206	16:59:31.924
6 -	29.782	58.460	33.305	2:01.547	79.73	0.548	17:01:33.471
7 -	29.721	58.467	33.345	2:01.533	79.74	0.534	17:03:35.004
8 -	29.864	58.565	33.440	2:01.869	79.52	0.870	17:05:36.873
9 -	29.886	58.258	33.334	2:01.478	79.77	0.479	17:07:38.351
10 -	29.668	58.583	33.422	2:01.673	79.65	0.674	17:09:40.024
11 -	29.825	58.262	33.310	2:01.397 (3)	79.83	0.398	17:11:41.421
12 -	29.569	58.259	33.171	<b>2:00.999 (1)</b>	<b>80.09</b>		<b>17:13:42.420</b>
13 -	<b>29.515</b>	59.826	33.433	2:02.774	78.93	1.775	17:15:45.194

# 911 Challenge & Boxster Cup

## RACE 8 - SECTOR ANALYSIS



SECTOR 1 = FL to I1, SECTOR 2 = I1 to I2, SECTOR 3 = I2 to FL, DIFF = Difference To Personal Best Lap, P = Crossed Finish Line in Pit Lane, D = Time Disallowed

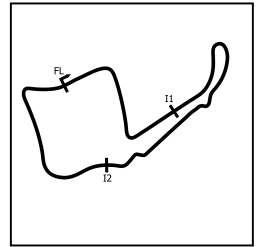
P7 52 3		Darren LABBETT		Porsche Boxster S			
IDEAL LAP TIME : 2:02.210		BEST LAP TIME : 2:02.239		DIFFERENCE : 0.029			
LAP	SECTOR 1	SECTOR 2	SECTOR 3	LAP TIME	MPH	DIFF	TIME OF DAY
1 -		1:00.001	33.782	2:11.970	73.43	9.731	16:51:23.588
2 -	30.542	59.511	33.822	2:03.875	78.23	1.636	16:53:27.463
3 -	<b>29.864</b>	58.911	<b>33.464</b>	<b>2:02.239 (1)</b>	<b>79.28</b>		<b>16:55:29.702</b>
4 -	29.981	59.136	33.711	2:02.828 (3)	78.90	0.589	16:57:32.530
5 -	30.192	59.372	33.822	2:03.386	78.54	1.147	16:59:35.916
6 -	30.725	59.829	34.105	2:04.659	77.74	2.420	17:01:40.575
7 -	30.314	59.341	33.622	2:03.277	78.61	1.038	17:03:43.852
8 -	31.026	58.966	33.813	2:03.805	78.27	1.566	17:05:47.657
9 -	30.654	<b>58.882</b>	34.623	2:04.159	78.05	1.920	17:07:51.816
10 -	30.461	59.064	34.143	2:03.668	78.36	1.429	17:09:55.484
11 -	30.419	59.180	34.271	2:03.870	78.23	1.631	17:11:59.354
12 -	30.102	58.954	33.547	2:02.603 (2)	79.04	0.364	17:14:01.957
13 -	30.363	59.253	33.960	2:03.576	78.42	1.337	17:16:05.533

P8 17 3		Darren KING		Porsche Boxster S			
IDEAL LAP TIME : 2:01.098		BEST LAP TIME : 2:01.487		DIFFERENCE : 0.389			
LAP	SECTOR 1	SECTOR 2	SECTOR 3	LAP TIME	MPH	DIFF	TIME OF DAY
1 -		59.342	34.017	2:12.497	73.14	11.010	16:51:24.115
2 -	30.306	1:00.482	34.438	2:05.226	77.39	3.739	16:53:29.341
3 -	30.896	1:01.049	33.848	2:05.793	77.04	4.306	16:55:35.134
4 -	30.726	1:00.032	34.049	2:04.807	77.65	3.320	16:57:39.941
5 -	30.910	59.019	33.731	2:03.660	78.37	2.173	16:59:43.601
6 -	30.586	58.894	33.264	2:02.744	78.95	1.257	17:01:46.345
7 -	29.758	58.559	<b>33.170</b>	<b>2:01.487 (1)</b>	<b>79.77</b>		<b>17:03:47.832</b>
8 -	<b>29.654</b>	58.378	33.638	2:01.670 (2)	79.65	0.183	17:05:49.502
9 -	29.932	58.275	36.001	2:04.208	78.02	2.721	17:07:53.710
10 -	29.709	<b>58.274</b>	34.592	2:02.575 (3)	79.06	1.088	17:09:56.285
11 -	29.860	59.250	34.402	2:03.512	78.46	2.025	17:11:59.797
12 -	29.768	59.282	33.526	2:02.576	79.06	1.089	17:14:02.373
13 -	30.170	59.220	34.215	2:03.605	78.40	2.118	17:16:05.978

P9 53 3		Wayne GREGORY		Porsche Boxster S			
IDEAL LAP TIME : 2:00.510		BEST LAP TIME : 2:01.347		DIFFERENCE : 0.837			
LAP	SECTOR 1	SECTOR 2	SECTOR 3	LAP TIME	MPH	DIFF	TIME OF DAY
1 -		1:00.415	33.810	2:14.174	72.22	12.827	16:51:25.792
2 -	30.247	59.865	34.668	2:04.780	77.66	3.433	16:53:30.572
3 -	30.631	1:01.927	34.586	2:07.144	76.22	5.797	16:55:37.716
4 -	31.223	59.370	33.722	2:04.315	77.95	2.968	16:57:42.031
5 -	30.145	59.427	33.699	2:03.271	78.61	1.924	16:59:45.302
6 -	30.324	59.028	32.980	2:02.332 (3)	79.22	0.985	17:01:47.634
7 -	29.822	58.147	33.378	<b>2:01.347 (1)</b>	<b>79.86</b>		<b>17:03:48.981</b>
8 -	30.647	59.437	<b>32.967</b>	2:03.051	78.75	1.704	17:05:52.032
9 -	<b>29.821</b>	59.525	34.184	2:03.530	78.45	2.183	17:07:55.562
10 -	30.232	<b>57.722</b>	33.451	2:01.405 (2)	79.82	0.058	17:09:56.967
11 -	29.997	59.326	33.976	2:03.299	78.60	1.952	17:12:00.266
12 -	29.837	59.175	33.641	2:02.653	79.01	1.306	17:14:02.919
13 -	30.255	58.892	34.328	2:03.475	78.48	2.128	17:16:06.394

# 911 Challenge & Boxster Cup

## RACE 8 - SECTOR ANALYSIS



SECTOR 1 = FL to I1, SECTOR 2 = I1 to I2, SECTOR 3 = I2 to FL, DIFF = Difference To Personal Best Lap, P = Crossed Finish Line in Pit Lane, D = Time Disallowed

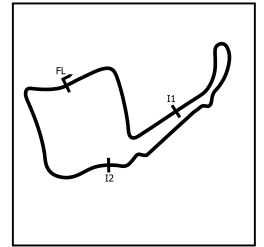
P10 38 3		Eric BRIDGES		Porsche Boxster S			
IDEAL LAP TIME : 2:01.296		BEST LAP TIME : 2:01.572		DIFFERENCE : 0.276			
LAP	SECTOR 1	SECTOR 2	SECTOR 3	LAP TIME	MPH	DIFF	TIME OF DAY
1 -		59.765	33.988	2:11.230	73.84	9.658	16:51:22.848
2 -	30.392	1:01.025	34.732	2:06.149	76.82	4.577	16:53:28.997
3 -	30.577	1:02.540	34.186	2:07.303	76.12	5.731	16:55:36.300
4 -	30.732	59.892	33.791	2:04.415	77.89	2.843	16:57:40.715
5 -	30.517	59.618	33.527	2:03.662	78.36	2.090	16:59:44.377
6 -	30.175	59.306	<b>33.200</b>	2:02.681 (3)	78.99	1.109	17:01:47.058
7 -	<b>29.861</b>	<b>58.235</b>	33.476	<b>2:01.572 (1)</b>	<b>79.71</b>		<b>17:03:48.630</b>
8 -	30.100	58.403	33.595	2:02.098 (2)	79.37	0.526	17:05:50.728
9 -	30.214	59.867	34.532	2:04.613	77.77	3.041	17:07:55.341
10 -	31.449	1:01.015	34.793	2:07.257	76.15	5.685	17:10:02.598
11 -	30.530	1:00.326	34.135	2:04.991	77.53	3.419	17:12:07.589
12 -	30.581	59.952	34.343	2:04.876	77.60	3.304	17:14:12.465
13 -	30.641	1:00.256	34.249	2:05.146	77.43	3.574	17:16:17.611

P11 76 3		Faye NOBLE-EVANS		Porsche Boxster S			
IDEAL LAP TIME : 2:02.143		BEST LAP TIME : 2:02.857		DIFFERENCE : 0.714			
LAP	SECTOR 1	SECTOR 2	SECTOR 3	LAP TIME	MPH	DIFF	TIME OF DAY
1 -		1:01.235	33.969	2:15.499	71.52	12.642	16:51:27.117
2 -	30.791	59.757	34.159	2:04.707	77.71	1.850	16:53:31.824
3 -	31.263	1:00.603	35.058	2:06.924	76.35	4.067	16:55:38.748
4 -	30.877	59.435	33.722	2:04.034	78.13	1.177	16:57:42.782
5 -	30.251	<b>59.066</b>	33.540	<b>2:02.857 (1)</b>	<b>78.88</b>		<b>16:59:45.639</b>
6 -	30.512	59.474	<b>33.172</b>	2:03.158 (2)	78.68	0.301	17:01:48.797
7 -	<b>29.905</b>	59.272	34.056	2:03.233 (3)	78.64	0.376	17:03:52.030
8 -	31.860	1:00.113	34.313	2:06.286	76.74	3.429	17:05:58.316
9 -	30.432	59.299	35.413	2:05.144	77.44	2.287	17:08:03.460
10 -	31.031	1:00.551	34.639	2:06.221	76.78	3.364	17:10:09.681
11 -	30.762	1:01.202	35.008	2:06.972	76.32	4.115	17:12:16.653
12 -	31.679	1:03.427	34.861	2:09.967	74.56	7.110	17:14:26.620
13 -	32.178	1:03.454	35.677	2:11.309	73.80	8.452	17:16:37.929

P12 600 3		Simon RUFFELL-WARD		Porsche Boxster S			
IDEAL LAP TIME : 2:02.006		BEST LAP TIME : 2:02.274		DIFFERENCE : 0.268			
LAP	SECTOR 1	SECTOR 2	SECTOR 3	LAP TIME	MPH	DIFF	TIME OF DAY
1 -		1:00.020	34.080	2:13.711	72.47	11.437	16:51:25.329
2 -	30.162	1:00.192	34.585	2:04.939	77.56	2.665	16:53:30.268
3 -	30.460	1:02.476	34.369	2:07.305	76.12	5.031	16:55:37.573
4 -	30.812	59.694	34.903	2:05.409	77.27	3.135	16:57:42.982
5 -	30.560	59.280	33.536	2:03.376 (3)	78.55	1.102	16:59:46.358
6 -	30.162	59.762	<b>33.333</b>	2:03.257 (2)	78.62	0.983	17:01:49.615
7 -	<b>29.680</b>	<b>58.993</b>	33.601	<b>2:02.274 (1)</b>	<b>79.25</b>		<b>17:03:51.889</b>
8 -	29.842	1:30.920	36.184	2:36.946	61.74	34.672	17:06:28.835
9 -	32.622	1:01.573	35.061	2:09.256	74.97	6.982	17:08:38.091
10 -	31.329	1:00.728	34.721	2:06.778	76.44	4.504	17:10:44.869
11 -	31.180	1:02.057	34.718	2:07.955	75.73	5.681	17:12:52.824
12 -	30.841	1:01.368	34.822	2:07.031	76.29	4.757	17:14:59.855

# 911 Challenge & Boxster Cup

## RACE 8 - SECTOR ANALYSIS



SECTOR 1 = FL to I1, SECTOR 2 = I1 to I2, SECTOR 3 = I2 to FL, DIFF = Difference To Personal Best Lap, P = Crossed Finish Line in Pit Lane, D = Time Disallowed

P13		21 3		Paul MARKHAM		Porsche Boxster S	
IDEAL LAP TIME : 2:01.789		BEST LAP TIME : 2:02.107		DIFFERENCE : 0.318			
LAP	SECTOR 1	SECTOR 2	SECTOR 3	LAP TIME	MPH	DIFF	TIME OF DAY
1 -		1:02.480	33.937	2:16.918	70.78	14.811	16:51:28.536
2 -	30.090	1:00.474	34.119	2:04.683	77.72	2.576	16:53:33.219
3 -	30.640	1:00.958	34.249	2:05.847	77.00	3.740	16:55:39.066
4 -	30.771	1:00.511	34.123	2:05.405	77.28	3.298	16:57:44.471
5 -	30.188	1:00.071	33.577	2:03.836	78.25	1.729	16:59:48.307
6 -	30.133	59.263	<b>33.062</b>	2:02.458 (2)	79.13	0.351	17:01:50.765
7 -	<b>29.893</b>	59.039	33.175	<b>2:02.107 (1)</b>	<b>79.36</b>		<b>17:03:52.872</b>
8 -	29.941	<b>58.834</b>	34.004	2:02.779 (3)	78.93	0.672	17:05:55.651
9 -	30.200	1:00.111	IN PIT	2:33.927 P	62.96	31.820	17:08:29.578
10 -	OUTLAP	1:01.855	34.930	2:42.156	59.76	40.049	17:11:11.734
11 -	30.906	1:01.404	34.963	2:07.273	76.14	5.166	17:13:19.007
12 -	30.726	1:00.584	34.378	2:05.688	77.10	3.581	17:15:24.695

P14		81 3		Perry DARLING		Porsche Boxster S	
IDEAL LAP TIME : 2:00.517		BEST LAP TIME : 2:01.250		DIFFERENCE : 0.733			
LAP	SECTOR 1	SECTOR 2	SECTOR 3	LAP TIME	MPH	DIFF	TIME OF DAY
1 -		1:00.087	34.281	2:13.377	72.66	12.127	16:51:24.995
2 -	30.053	1:00.237	34.448	2:04.738	77.69	3.488	16:53:29.733
3 -	30.704	1:02.459	33.945	2:07.108	76.24	5.858	16:55:36.841
4 -	30.380	1:00.132	34.330	2:04.842	77.62	3.592	16:57:41.683
5 -	29.975	59.490	33.925	2:03.390	78.54	2.140	16:59:45.073
6 -	30.088	59.970	33.214	2:03.272	78.61	2.022	17:01:48.345
7 -	29.607	58.558	<b>33.085</b>	<b>2:01.250 (1)</b>	<b>79.92</b>		<b>17:03:49.595</b>
8 -	30.014	59.095	33.106	2:02.215 (3)	79.29	0.965	17:05:51.810
9 -	29.944	59.428	33.731	2:03.103	78.72	1.853	17:07:54.913
10 -	29.999	<b>57.893</b>	33.882	2:01.774 (2)	79.58	0.524	17:09:56.687
11 -	29.723	1:00.260	33.968	2:03.951	78.18	2.701	17:12:00.638



# 911 Challenge & Boxster Cup

## RACE 8 - STATISTICS

**Competitors Started** 14  
**Planned Start** 2022-07-09 @ 16:35:00.000  
**Actual Start** 2022-07-09 @ 16:49:11.617  
**Finish Time** 2022-07-09 @ 17:14:46.968  
**Track Length** 2.6920mi.  
**Total Laps** 178  
**Total Distance Covered** 479.1810mi.

### Session Fastest Lap History

NO	CL	NAME	LAP TIME	TIME OF DAY	LAP	VEHICLE
12	911	Tim BATES	<b>2:01.853</b>	16:51:13.488	1	Porsche 911
12	911	Tim BATES	<b>1:57.332</b>	16:53:10.820	2	Porsche 911
12	911	Tim BATES	<b>1:57.033</b>	16:55:07.852	3	Porsche 911
12	911	Tim BATES	<b>1:56.760</b>	16:59:01.819	5	Porsche 911

### Session Leader History

NO	CL	NAME	FROM LAP	LAPS LED	DISTANCE	VEHICLE
12	911	Tim BATES	1	13	34.99 miles	Porsche 911

### Flag History

TYPE	TIME OF DAY
GREEN	16:49:11.617
FINISH	17:14:46.968

### Flag Statistics

TYPE	COUNT	TOTAL LAPS	TOTAL TIME
Green	1	13	27:43.915
Red	0	0	0.000
Safety Car	0	0	0.000
FCY	0	0	0.000

# 911 Challenge & Boxster Cup

## RACE 8 - STATISTICS

CLASS : 3

11 Starters

### Fastest Lap History

NO	NAME	LAP TIME	TIME OF DAY	LAP	VEHICLE
22	Peter EVANS	2:09.110	16:51:20.752	1	Porsche Boxster S
22	Peter EVANS	2:03.041	16:53:23.794	2	Porsche Boxster S
22	Peter EVANS	2:01.791	16:55:25.583	3	Porsche Boxster S
6	Mike THOMPSON	2:01.328	16:57:28.461	4	Porsche Boxster S
22	Peter EVANS	2:00.754	16:59:28.747	5	Porsche Boxster S
22	Peter EVANS	2:00.072	17:01:28.819	6	Porsche Boxster S
22	Peter EVANS	1:59.565	17:03:28.383	7	Porsche Boxster S

### Leader History

NO	NAME	FROM LAP	LAPS LED	DISTANCE	VEHICLE
22	Peter EVANS	1	13	34.99 miles	Porsche Boxster S

# 911 Challenge & Boxster Cup

## RACE 8 - STATISTICS

CLASS : 911

3 Starters

### Fastest Lap History

NO	NAME	LAP TIME	TIME OF DAY	LAP	VEHICLE
12	Tim BATES	<b>2:01.853</b>	16:51:13.488	1	Porsche 911
12	Tim BATES	<b>1:57.332</b>	16:53:10.820	2	Porsche 911
12	Tim BATES	<b>1:57.033</b>	16:55:07.852	3	Porsche 911
12	Tim BATES	<b>1:56.760</b>	16:59:01.819	5	Porsche 911

### Leader History

NO	NAME	FROM LAP	LAPS LED	DISTANCE	VEHICLE
12	Tim BATES	1	13	34.99 miles	Porsche 911