



Porsche Club
Motorsport



Donington Park

10th April 2021

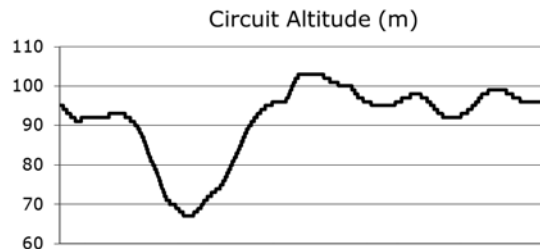
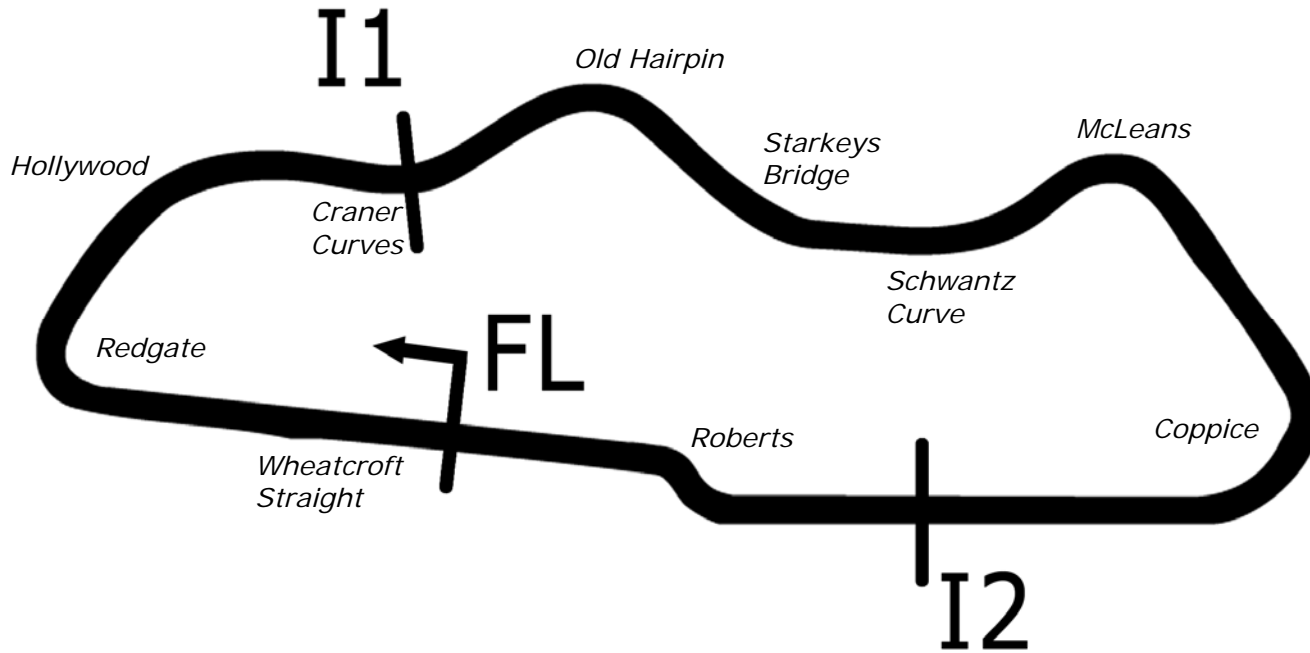
Results



PORSCHE
CLASSIC



Donington Park National



Length	1.9790 miles	3185.0 m	
FL		52.82971 N	1.37867 W
I1	941m	52.83226 N	1.37893 W
I2	2641m	52.82866 N	1.37129 W
Pit Entry	3100m	52.82951 N	1.37832 W
Pit Exit	229m after FL	52.82996 N	1.38205 W
Pit Entry–Pit Exit 256m, 15.3s @60kph, 11.5s @80kph			

All results available at www.tsl-timing.com

Petro-Canada Lubricants Porsche Club Championship with Pirelli

QUALIFYING - RACE 6 - 2ND FASTEST CLASSIFICATION

POS	NO	CL	PIC NAME	ENTRY	TIME	ON	LAPS	GAP	DIFF	MPH
1	14	1	1 Mark MCALEER	Porsche 997 C2S	1:15.388	9	14			94.50
2	9	1	2 Chris DYER	Porsche Cayman S	1:15.614	8	14	0.226	0.226	94.22
3	2	1	3 Peter MORRIS	Porsche 997 C2S	1:15.737	13	14	0.349	0.123	94.07
4	11	1	4 James CALEY	Porsche 997 C2S	1:15.948	5	11	0.560	0.211	93.80
5	23	1	5 Simon CLARK	Porsche Cayman S	1:16.214	11	14	0.826	0.266	93.48
6	44*	1	6 Jake MCALEER	Porsche Cayman S	1:16.604	13	14	1.216	0.390	93.00
7	3	1	7 Richard ELLIS	Porsche 996 C2	1:16.883	15	15	1.495	0.279	92.66
8	25	2	1 Matthew KYLE-HENNEY	Porsche Boxster S	1:17.778	5	14	2.390	0.895	91.60
9	99	2	2 Richard STYRIN	Porsche Boxster S	1:18.231	12	14	2.843	0.453	91.07
10	85	1	8 Richard BAYSTON	Porsche 996 C2	1:18.284	6	14	2.896	0.053	91.01
11	17	2	3 Andy MUGGERIDGE	Porsche Boxster S	1:18.423	9	12	3.035	0.139	90.84
12	33	2	4 Kevin MOLYNEAUX	Porsche Boxster S	1:18.532	5	12	3.144	0.109	90.72
13	12	2	5 Bill CALEY	Porsche Boxster S	1:19.161	12	13	3.773	0.629	90.00
14	88	2	6 Paul SIMPSON	Porsche Boxster S	1:20.447	8	12	5.059	1.286	88.56
15	10	2	7 Julian MORRIS	Porsche Boxster S	1:21.008	10	12	5.620	0.561	87.94
16	45	1	9 Paul SEAGRAVE	Porsche 996 C2	1:21.048	5	13	5.660	0.040	87.90
17	32*	3	1 William HESLOP	Porsche Boxster S	1:21.364	5	11	5.976	0.316	87.56
18	24	2	8 Carl HAZELTON	Porsche Boxster S	1:21.802	9	12	6.414	0.438	87.09
19	27	2	9 Kevin LUDFORD	Porsche Boxster S	1:22.202	12	13	6.814	0.400	86.67
20	21	3	2 Alistair NELSON	Porsche Boxster S	1:23.084	5	12	7.696	0.882	85.75
21	6	3	3 Mike THOMPSON	Porsche Boxster S	1:23.660	9	12	8.272	0.576	85.16
22	70	2	10 Angus ARCHER	Porsche Boxster S	1:23.873	6	12	8.485	0.213	84.94
23	46	3	4 Ashley WHITE	Porsche Boxster S	1:23.937	10	12	8.549	0.064	84.88
24	22*	3	5 Peter EVANS	Porsche Boxster S	1:24.201	9	14	8.813	0.264	84.61
25	78*	3	6 Richard FORBER	Porsche Boxster S	1:24.619	10	12	9.231	0.418	84.19
26	20	1	10 John ALEXANDER	Porsche Cayman S	1:24.713	5	14	9.325	0.094	84.10
27	69	2	11 Jon NEWALL	Porsche Boxster S	1:24.955	11	12	9.567	0.242	83.86
28	49	3	7 Steven SHORE	Porsche Boxster S	1:25.981	11	13	10.593	1.026	82.86
29	66	3	8 Vikram SUDERA	Porsche Boxster S	1:27.522	9	12	12.134	1.541	81.40

*Car 44 requires a working transponder - Regulation Q12.8.1 refers.

No. 22, 32, 78 - 1 Lap time disallowed; exceeding track limits.

No. 44 - 2 Lap times disallowed; exceeding track limits.

Donington Park National
Circuit Length = 1.9790 miles
Start: 09:00 Flag 09:20 End: 09:21

Weather / Track : Sunny / Dry

These results are provisional until the conclusion of any judicial and technical matters.

Clerk Of Course : Simon Gnana-Pragasam

Stewards :

Timekeeper : Nick Palmer

Petro-Canada Lubricants Porsche Club Championship with Pirelli

QUALIFYING - RACE 1 - CLASSIFICATION

POS	NO	CL	PIC NAME	ENTRY	TIME	ON	LAPS	GAP	DIFF	MPH
1	14	1	1 Mark MCALEER	Porsche 997 C2S	1:14.971	10	14			95.03
2	2	1	2 Peter MORRIS	Porsche 997 C2S	1:15.180	9	14	0.209	0.209	94.76
3	11	1	3 James CALEY	Porsche 997 C2S	1:15.191	10	11	0.220	0.011	94.75
4	9	1	4 Chris DYER	Porsche Cayman S	1:15.584	7	14	0.613	0.393	94.26
5	23	1	5 Simon CLARK	Porsche Cayman S	1:15.806	6	14	0.835	0.222	93.98
6	44*	1	6 Jake MCALEER	Porsche Cayman S	1:16.343	11	14	1.372	0.537	93.32
7	25	2	1 Matthew KYLE-HENNEY	Porsche Boxster S	1:16.553	12	14	1.582	0.210	93.06
8	3	1	7 Richard ELLIS	Porsche 996 C2	1:16.584	12	15	1.613	0.031	93.03
9	33	2	2 Kevin MOLYNEAUX	Porsche Boxster S	1:17.549	8	12	2.578	0.965	91.87
10	85	1	8 Richard BAYSTON	Porsche 996 C2	1:17.919	12	14	2.948	0.370	91.43
11	17	2	3 Andy MUGGERIDGE	Porsche Boxster S	1:18.166	7	12	3.195	0.247	91.14
12	99	2	4 Richard STYRIN	Porsche Boxster S	1:18.179	11	14	3.208	0.013	91.13
13	12	2	5 Bill CALEY	Porsche Boxster S	1:18.648	10	13	3.677	0.469	90.58
14	45	1	9 Paul SEAGRAVE	Porsche 996 C2	1:18.998	10	13	4.027	0.350	90.18
15	10	2	6 Julian MORRIS	Porsche Boxster S	1:20.279	9	12	5.308	1.281	88.74
16	88	2	7 Paul SIMPSON	Porsche Boxster S	1:20.356	7	12	5.385	0.077	88.66
17	32*	3	1 William HESLOP	Porsche Boxster S	1:20.483	9	11	5.512	0.127	88.52
18	24	2	8 Carl HAZELTON	Porsche Boxster S	1:21.412	10	12	6.441	0.929	87.51
19	27	2	9 Kevin LUDFORD	Porsche Boxster S	1:21.653	10	13	6.682	0.241	87.25
20	6	3	2 Mike THOMPSON	Porsche Boxster S	1:21.848	12	12	6.877	0.195	87.04
21	21	3	3 Alistair NELSON	Porsche Boxster S	1:21.905	8	12	6.934	0.057	86.98
22	70	2	10 Angus ARCHER	Porsche Boxster S	1:22.801	9	12	7.830	0.896	86.04
23	78*	3	4 Richard FORBER	Porsche Boxster S	1:23.198	7	12	8.227	0.397	85.63
24	69	2	11 Jon NEWALL	Porsche Boxster S	1:23.411	10	12	8.440	0.213	85.41
25	22*	3	5 Peter EVANS	Porsche Boxster S	1:23.577	6	14	8.606	0.166	85.24
26	46	3	6 Ashley WHITE	Porsche Boxster S	1:23.898	9	12	8.927	0.321	84.92
27	20	1	10 John ALEXANDER	Porsche Cayman S	1:24.384	7	14	9.413	0.486	84.43
28	49	3	7 Steven SHORE	Porsche Boxster S	1:25.230	13	13	10.259	0.846	83.59
29	66	3	8 Vikram SUDERA	Porsche Boxster S	1:26.581	12	12	11.610	1.351	82.28

*Car 44 requires a working transponder - Regulation Q12.8.1 refers.

No. 22, 32, 78 - 1 Lap time disallowed; exceeding track limits.

No. 44 - 2 Lap times disallowed; exceeding track limits.

Donington Park National
Circuit Length = 1.9790 miles
Start: 09:00 Flag 09:20 End: 09:21

Weather / Track : Sunny / Dry

These results are provisional until the conclusion of any judicial and technical matters.

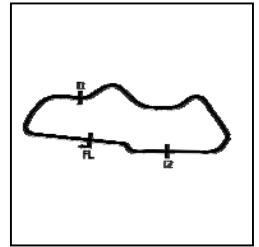
Clerk Of Course : Simon Gnana-Pragasam

Stewards :

Timekeeper : Nick Palmer

Petro-Canada Lubricants Porsche Club Championship with Pirelli

QUALIFYING - RACE 1 - SECTOR ANALYSIS



SECTOR 1 = FL to I1, SECTOR 2 = I1 to I2, SECTOR 3 = I2 to FL, DIFF = Difference To Personal Best Lap, P = Crossed Finish Line in Pit Lane, D = Time Disallowed

P1		14 1		Mark MCALEER		Porsche 997 C2S	
IDEAL LAP TIME : 1:14.803		BEST LAP TIME : 1:14.971		DIFFERENCE : 0.168			
LAP	SECTOR 1	SECTOR 2	SECTOR 3	LAP TIME	MPH	DIFF	TIME OF DAY
1 -	29.645	51.549	17.401	1:38.595	72.26	23.624	09:02:27.154
2 -	26.567	45.305	13.976	1:25.848	82.99	10.877	09:03:53.002
3 -	22.202	41.064	21.196	1:24.462	84.35	9.491	09:05:17.464
4 -	23.102	40.939	13.463	1:17.504	91.92	2.533	09:06:34.968
5 -	21.634	40.343	13.836	1:15.813	93.97	0.842	09:07:50.781
6 -	23.031	42.178	15.096	1:20.305	88.71	5.334	09:09:11.086
7 -	22.373	41.757	13.305	1:17.435	92.00	2.464	09:10:28.521
8 -	21.736	40.372	13.392	1:15.500 (3)	94.36	0.529	09:11:44.021
9 -	21.490	40.431	13.467	1:15.388 (2)	94.50	0.417	09:12:59.409
10 -	21.658	40.036	13.277	1:14.971 (1)	95.03		09:14:14.380
11 -	22.045	41.966	IN PIT	1:23.409 P	85.41	8.438	09:15:37.789
12 -	OUTLAP	46.986	14.189	3:13.517	36.81	1:58.546	09:18:51.306
13 -	22.760	45.406	13.720	1:21.886	87.00	6.915	09:20:13.192
14 -	22.019	43.722	IN PIT	1:27.830 P	81.11	12.859	09:21:41.022

P2		2 1		Peter MORRIS		Porsche 997 C2S	
IDEAL LAP TIME : 1:15.071		BEST LAP TIME : 1:15.180		DIFFERENCE : 0.109			
LAP	SECTOR 1	SECTOR 2	SECTOR 3	LAP TIME	MPH	DIFF	TIME OF DAY
1 -	29.174	51.327	17.347	1:37.848	72.81	22.668	09:02:27.599
2 -	26.686	45.424	14.376	1:26.486	82.37	11.306	09:03:54.085
3 -	22.334	40.944	13.621	1:16.899	92.64	1.719	09:05:10.984
4 -	21.833	40.656	13.449	1:15.938	93.82	0.758	09:06:26.922
5 -	23.512	41.949	13.806	1:19.267	89.88	4.087	09:07:46.189
6 -	21.858	43.855	IN PIT	1:23.911 P	84.90	8.731	09:09:10.100
7 -	OUTLAP	41.870	15.025	2:02.439	58.18	47.259	09:11:12.539
8 -	21.758	40.765	13.791	1:16.314	93.35	1.134	09:12:28.853
9 -	21.549	40.073	13.558	1:15.180 (1)	94.76		09:13:44.033
10 -	21.847	41.535	13.659	1:17.041	92.47	1.861	09:15:01.074
11 -	21.709	40.628	13.517	1:15.854 (3)	93.92	0.674	09:16:16.928
12 -	22.546	45.335	14.945	1:22.826	86.01	7.646	09:17:39.754
13 -	21.692	40.583	13.462	1:15.737 (2)	94.07	0.557	09:18:55.491
14 -	24.621	44.332	IN PIT	1:28.448 P	80.55	13.268	09:20:23.939

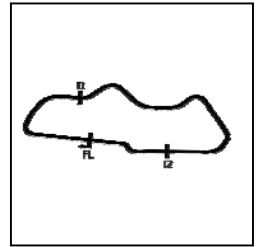
P3		11 1		James CALEY		Porsche 997 C2S	
IDEAL LAP TIME : 1:15.071		BEST LAP TIME : 1:15.191		DIFFERENCE : 0.120			
LAP	SECTOR 1	SECTOR 2	SECTOR 3	LAP TIME	MPH	DIFF	TIME OF DAY
1 -	29.879	52.782	16.848	1:39.509	71.59	24.318	09:02:44.769
2 -	25.247	46.063	15.721	1:27.031	81.86	11.840	09:04:11.800
3 -	23.462	42.603	14.101	1:20.166	88.87	4.975	09:05:31.966
4 -	22.129	41.026	13.443	1:16.598	93.01	1.407	09:06:48.564
5 -	21.668	40.687	13.593	1:15.948 (2)	93.80	0.757	09:08:04.512
6 -	21.701	41.997	13.669	1:17.367	92.08	2.176	09:09:21.879
7 -	22.073	43.835	IN PIT	1:26.289 P	82.56	11.098	09:10:48.168
8 -	OUTLAP	42.345	13.764	2:27.058	48.44	1:11.867	09:13:15.226
9 -	22.323	40.334	13.662	1:16.319 (3)	93.35	1.128	09:14:31.545
10 -	21.788	40.039	13.364	1:15.191 (1)	94.75		09:15:46.736
11 -	24.312	45.895	IN PIT	1:30.692 P	78.55	15.501	09:17:17.428

Weather / Track : Sunny / Dry

Donington Park National
 Circuit Length = 1.9790 miles
 Start: 09:00 Flag 09:20 End: 09:21

Petro-Canada Lubricants Porsche Club Championship with Pirelli

QUALIFYING - RACE 1 - SECTOR ANALYSIS



SECTOR 1 = FL to I1, SECTOR 2 = I1 to I2, SECTOR 3 = I2 to FL, DIFF = Difference To Personal Best Lap, P = Crossed Finish Line in Pit Lane, D = Time Disallowed

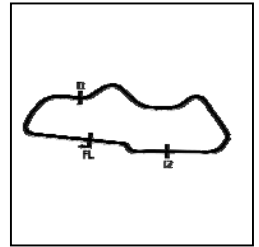
P4		9 1		Chris DYER		Porsche Cayman S	
IDEAL LAP TIME : 1:15.329		BEST LAP TIME : 1:15.584		DIFFERENCE : 0.255			
LAP	SECTOR 1	SECTOR 2	SECTOR 3	LAP TIME	MPH	DIFF	TIME OF DAY
1 -	30.192	49.381	16.266	1:35.839	74.33	20.255	09:02:22.081
2 -	24.873	44.826	14.988	1:24.687	84.12	9.103	09:03:46.768
3 -	22.757	40.877	13.552	1:17.186	92.30	1.602	09:05:03.954
4 -	21.981	40.401	13.713	1:16.095	93.62	0.511	09:06:20.049
5 -	22.519	41.216	13.886	1:17.621	91.78	2.037	09:07:37.670
6 -	22.599	41.617	13.604	1:17.820	91.55	2.236	09:08:55.490
7 -	21.635	40.402	13.547	1:15.584 (1)	94.26		09:10:11.074
8 -	21.813	40.410	13.391	1:15.614 (2)	94.22	0.030	09:11:26.688
9 -	21.537	40.996	13.480	1:16.013	93.72	0.429	09:12:42.701
10 -	23.773	44.545	IN PIT	1:28.151 P	80.82	12.567	09:14:10.852
11 -	OUTLAP	43.570	13.621	2:54.175	40.90	1:38.591	09:17:05.027
12 -	22.311	42.478	13.820	1:18.609	90.63	3.025	09:18:23.636
13 -	22.610	43.888	14.478	1:20.976	87.98	5.392	09:19:44.612
14 -	21.829	40.743	13.419	1:15.991 (3)	93.75	0.407	09:21:00.603

P5		23 1		Simon CLARK		Porsche Cayman S	
IDEAL LAP TIME : 1:15.297		BEST LAP TIME : 1:15.806		DIFFERENCE : 0.509			
LAP	SECTOR 1	SECTOR 2	SECTOR 3	LAP TIME	MPH	DIFF	TIME OF DAY
1 -	29.630	48.995	14.774	1:33.399	76.28	17.593	09:02:17.305
2 -	22.903	41.903	13.862	1:18.668	90.56	2.862	09:03:35.973
3 -	22.160	40.890	13.485	1:16.535 (3)	93.08	0.729	09:04:52.508
4 -	21.717	45.287	14.919	1:21.923	86.96	6.117	09:06:14.431
5 -	22.036	41.909	13.377	1:17.322	92.14	1.516	09:07:31.753
6 -	22.042	40.203	13.561	1:15.806 (1)	93.98		09:08:47.559
7 -	22.005	41.346	14.078	1:17.429	92.01	1.623	09:10:04.988
8 -	25.046	41.578	13.571	1:20.195	88.84	4.389	09:11:25.183
9 -	21.793	43.849	15.049	1:20.691	88.29	4.885	09:12:45.874
10 -	23.834	41.983	14.223	1:20.040	89.01	4.234	09:14:05.914
11 -	22.273	40.468	13.473	1:16.214 (2)	93.48	0.408	09:15:22.128
12 -	22.015	41.740	IN PIT	1:20.684 P	88.30	4.878	09:16:42.812
13 -	OUTLAP	41.916	14.403	2:16.998	52.00	1:01.192	09:18:59.810
14 -	22.797	41.433	13.529	1:17.759	91.62	1.953	09:20:17.569

P6		44 1		Jake MCALEER		Porsche Cayman S	
IDEAL LAP TIME :		BEST LAP TIME : 1:16.343		DIFFERENCE :			
LAP	SECTOR 1	SECTOR 2	SECTOR 3	LAP TIME	MPH	DIFF	TIME OF DAY
1 -				1:39.527	71.58	23.184	09:02:31.744
2 -				1:26.659	82.21	10.316	09:03:58.403
3 -				1:21.537	87.37	5.194	09:05:19.940
4 -				1:17.537	91.88	1.194	09:06:37.477
5 -				1:17.147 D	92.35	0.804	09:07:54.624
6 -				1:21.111 D	87.83	4.768	09:09:15.735
7 -				1:23.167	85.66	6.824	09:10:38.902
8 -				1:17.499 (3)	91.93	1.156	09:11:56.401
9 -			IN PIT	1:26.105 P	82.74	9.762	09:13:22.506
10 -				2:51.478	41.54	1:35.135	09:16:13.985
11 -				1:16.343 (1)	93.32		09:17:30.328
12 -				1:19.955	89.10	3.612	09:18:50.283
13 -				1:16.604 (2)	93.00	0.261	09:20:06.887
14 -				1:29.999	79.16	13.656	09:21:36.886

Petro-Canada Lubricants Porsche Club Championship with Pirelli

QUALIFYING - RACE 1 - SECTOR ANALYSIS



SECTOR 1 = FL to I1, SECTOR 2 = I1 to I2, SECTOR 3 = I2 to FL, DIFF = Difference To Personal Best Lap, P = Crossed Finish Line in Pit Lane, D = Time Disallowed

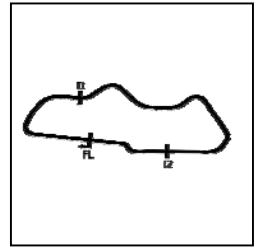
P7 25 2		Matthew KYLE-HENNEY		Porsche Boxster S			
IDEAL LAP TIME : 1:16.235		BEST LAP TIME : 1:16.553		DIFFERENCE : 0.318			
LAP	SECTOR 1	SECTOR 2	SECTOR 3	LAP TIME	MPH	DIFF	TIME OF DAY
1 -	32.776	57.398	17.842	1:48.016	65.95	31.463	09:02:55.634
2 -	24.953	43.712	14.605	1:23.270	85.56	6.717	09:04:18.904
3 -	23.239	42.997	14.972	1:21.208	87.73	4.655	09:05:40.112
4 -	23.006	41.235	14.088	1:18.329	90.95	1.776	09:06:58.441
5 -	23.148	40.854	13.776	1:17.778 (2)	91.60	1.225	09:08:16.219
6 -	22.807	41.526	13.950	1:18.283	91.01	1.730	09:09:34.502
7 -	22.613	45.321	13.850	1:21.784	87.11	5.231	09:10:56.286
8 -	22.563	40.719	IN PIT	1:20.559 P	88.44	4.006	09:12:16.845
9 -	OUTLAP	41.221	14.082	2:24.901	49.16	1:08.348	09:14:41.746
10 -	22.739	41.753	13.644	1:18.136	91.18	1.583	09:15:59.882
11 -	22.247	44.284	16.267	1:22.798	86.04	6.245	09:17:22.680
12 -	22.350	40.478	13.725	1:16.553 (1)	93.06		09:18:39.233
13 -	25.493	42.785	15.071	1:23.349	85.47	6.796	09:20:02.582
14 -	22.894	41.392	13.510	1:17.796 (3)	91.58	1.243	09:21:20.378

P8 3 1		Richard ELLIS		Porsche 996 C2			
IDEAL LAP TIME : 1:16.321		BEST LAP TIME : 1:16.584		DIFFERENCE : 0.263			
LAP	SECTOR 1	SECTOR 2	SECTOR 3	LAP TIME	MPH	DIFF	TIME OF DAY
1 -	32.171	52.176	17.586	1:41.933	69.89	25.349	09:02:30.230
2 -	26.273	45.949	14.967	1:27.189	81.71	10.605	09:03:57.419
3 -	24.238	43.666	15.319	1:23.223	85.60	6.639	09:05:20.642
4 -	23.363	42.135	13.866	1:19.364	89.77	2.780	09:06:40.006
5 -	23.011	41.389	13.826	1:18.226	91.07	1.642	09:07:58.232
6 -	22.551	42.257	14.037	1:18.845	90.36	2.261	09:09:17.077
7 -	23.777	44.468	14.471	1:22.716	86.13	6.132	09:10:39.793
8 -	22.839	41.606	13.674	1:18.119	91.20	1.535	09:11:57.912
9 -	23.000	44.720	14.385	1:22.105	86.77	5.521	09:13:20.017
10 -	22.874	41.254	14.150	1:18.278	91.01	1.694	09:14:38.295
11 -	22.439	41.692	13.633	1:17.764 (3)	91.61	1.180	09:15:56.059
12 -	22.466	40.682	13.436	1:16.584 (1)	93.03		09:17:12.643
13 -	22.203	42.266	14.709	1:19.178	89.98	2.594	09:18:31.821
14 -	26.197	42.965	13.714	1:22.876	85.96	6.292	09:19:54.697
15 -	22.340	40.911	13.632	1:16.883 (2)	92.66	0.299	09:21:11.580

P9 33 2		Kevin MOLYNEAUX		Porsche Boxster S			
IDEAL LAP TIME : 1:17.498		BEST LAP TIME : 1:17.549		DIFFERENCE : 0.051			
LAP	SECTOR 1	SECTOR 2	SECTOR 3	LAP TIME	MPH	DIFF	TIME OF DAY
1 -	31.086	52.722	16.496	1:40.304	71.03	22.755	09:02:33.929
2 -	24.442	45.548	14.863	1:24.853	83.96	7.304	09:03:58.782
3 -	24.586	44.676	14.318	1:23.580	85.24	6.031	09:05:22.362
4 -	22.794	41.599	14.201	1:18.594 (3)	90.65	1.045	09:06:40.956
5 -	22.930	41.632	13.970	1:18.532 (2)	90.72	0.983	09:07:59.488
6 -	23.076	41.921	IN PIT	1:23.598 P	85.22	6.049	09:09:23.086
7 -	OUTLAP	42.683	13.862	4:37.405	25.68	3:19.856	09:14:00.491
8 -	22.751	41.179	13.619	1:17.549 (1)	91.87		09:15:18.040
9 -	23.506	41.608	14.698	1:19.812	89.26	2.263	09:16:37.852
10 -	22.700	41.578	14.809	1:19.087	90.08	1.538	09:17:56.939
11 -	23.667	45.848	14.622	1:24.137	84.67	6.588	09:19:21.076
12 -	23.091	41.766	13.844	1:18.701	90.52	1.152	09:20:39.777

Petro-Canada Lubricants Porsche Club Championship with Pirelli

QUALIFYING - RACE 1 - SECTOR ANALYSIS



SECTOR 1 = FL to I1, SECTOR 2 = I1 to I2, SECTOR 3 = I2 to FL, DIFF = Difference To Personal Best Lap, P = Crossed Finish Line in Pit Lane, D = Time Disallowed

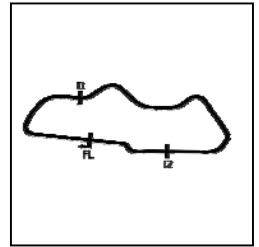
P10 85 1		Richard BAYSTON		Porsche 996 C2			
IDEAL LAP TIME : 1:17.257		BEST LAP TIME : 1:17.919		DIFFERENCE : 0.662			
LAP	SECTOR 1	SECTOR 2	SECTOR 3	LAP TIME	MPH	DIFF	TIME OF DAY
1 -	34.086	58.350	18.351	1:50.787	64.30	32.868	09:02:56.793
2 -	28.535	52.170	16.308	1:37.013	73.44	19.094	09:04:33.806
3 -	25.893	47.192	15.137	1:28.222	80.75	10.303	09:06:02.028
4 -	24.322	44.189	14.955	1:23.466	85.35	5.547	09:07:25.494
5 -	23.765	42.611	14.367	1:20.743	88.23	2.824	09:08:46.237
6 -	22.717	41.790	13.777	1:18.284 (2)	91.01	0.365	09:10:04.521
7 -	22.573	41.800	14.109	1:18.482 (3)	90.78	0.563	09:11:23.003
8 -	22.807	43.151	13.534	1:19.492	89.62	1.573	09:12:42.495
9 -	23.033	42.073	13.790	1:18.896	90.30	0.977	09:14:01.391
10 -	22.895	42.424	13.999	1:19.318	89.82	1.399	09:15:20.709
11 -	22.960	41.884	13.762	1:18.606	90.63	0.687	09:16:39.315
12 -	22.729	41.150	14.040	1:17.919 (1)	91.43		09:17:57.234
13 -	23.899	42.194	13.942	1:20.035	89.01	2.116	09:19:17.269
14 -	23.157	41.577	14.134	1:18.868	90.33	0.949	09:20:36.137

P11 17 2		Andy MUGGERIDGE		Porsche Boxster S			
IDEAL LAP TIME : 1:17.795		BEST LAP TIME : 1:18.166		DIFFERENCE : 0.371			
LAP	SECTOR 1	SECTOR 2	SECTOR 3	LAP TIME	MPH	DIFF	TIME OF DAY
1 -	32.928	57.665	17.145	1:47.738	66.12	29.572	09:02:57.839
2 -	27.706	45.321	14.402	1:27.429	81.49	9.263	09:04:25.268
3 -	23.699	43.407	15.138	1:22.244	86.62	4.078	09:05:47.512
4 -	23.513	42.251	14.591	1:20.355	88.66	2.189	09:07:07.867
5 -	22.682	41.939	14.038	1:18.659 (3)	90.57	0.493	09:08:26.526
6 -	22.872	43.024	13.961	1:19.857	89.21	1.691	09:09:46.383
7 -	22.608	41.656	13.902	1:18.166 (1)	91.14		09:11:04.549
8 -	23.094	44.030	13.918	1:21.042	87.91	2.876	09:12:25.591
9 -	22.607	41.286	14.530	1:18.423 (2)	90.84	0.257	09:13:44.014
10 -	22.847	41.844	14.103	1:18.794	90.42	0.628	09:15:02.808
11 -	22.897	42.586	14.439	1:19.922	89.14	1.756	09:16:22.730
12 -	23.617	43.500	15.401	1:22.518	86.34	4.352	09:17:45.248

P12 99 2		Richard STYRIN		Porsche Boxster S			
IDEAL LAP TIME : 1:17.916		BEST LAP TIME : 1:18.179		DIFFERENCE : 0.263			
LAP	SECTOR 1	SECTOR 2	SECTOR 3	LAP TIME	MPH	DIFF	TIME OF DAY
1 -	31.285	52.743	16.260	1:40.288	71.04	22.109	09:02:33.136
2 -	24.908	47.180	15.541	1:27.629	81.30	9.450	09:04:00.765
3 -	23.483	43.148	14.251	1:20.882	88.08	2.703	09:05:21.647
4 -	22.730	41.963	14.192	1:18.885	90.31	0.706	09:06:40.532
5 -	22.849	44.423	14.857	1:22.129	86.74	3.950	09:08:02.661
6 -			15.012	1:21.266	87.67	3.087	09:09:23.927
7 -	23.094	42.375	14.040	1:19.509	89.60	1.330	09:10:43.436
8 -	22.705	41.675	14.339	1:18.719	90.50	0.540	09:12:02.155
9 -	22.819	41.919	13.964	1:18.702 (3)	90.52	0.523	09:13:20.857
10 -	22.817	41.402	14.610	1:18.829	90.38	0.650	09:14:39.686
11 -	22.674	41.586	13.919	1:18.179 (1)	91.13		09:15:57.865
12 -	22.595	41.622	14.014	1:18.231 (2)	91.07	0.052	09:17:16.096
13 -	26.416	46.351	15.531	1:28.298	80.68	10.119	09:18:44.394
14 -	25.411	50.424	14.380	1:30.215	78.97	12.036	09:20:14.609

Petro-Canada Lubricants Porsche Club Championship with Pirelli

QUALIFYING - RACE 1 - SECTOR ANALYSIS



SECTOR 1 = FL to I1, SECTOR 2 = I1 to I2, SECTOR 3 = I2 to FL, DIFF = Difference To Personal Best Lap, P = Crossed Finish Line in Pit Lane, D = Time Disallowed

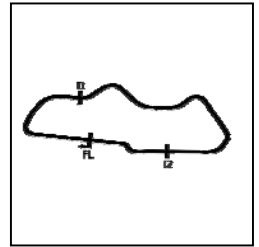
P13 12 2		Bill CALEY		Porsche Boxster S			
IDEAL LAP TIME : 1:18.577		BEST LAP TIME : 1:18.648		DIFFERENCE : 0.071			
LAP	SECTOR 1	SECTOR 2	SECTOR 3	LAP TIME	MPH	DIFF	TIME OF DAY
1 -	32.818	58.145	17.203	1:48.166	65.86	29.518	09:02:57.200
2 -	26.513	46.352	14.497	1:27.362	81.55	8.714	09:04:24.562
3 -	23.910	43.852	15.462	1:23.224	85.60	4.576	09:05:47.786
4 -	23.895	42.400	14.363	1:20.658	88.33	2.010	09:07:08.444
5 -	24.351	44.392	15.119	1:23.862	84.95	5.214	09:08:32.306
6 -	23.160	42.183	14.153	1:19.496 (3)	89.62	0.848	09:09:51.802
7 -	23.161	42.595	14.763	1:20.519	88.48	1.871	09:11:12.321
8 -	23.696	45.872	15.272	1:24.840	83.97	6.192	09:12:37.161
9 -	23.877	43.771	14.086	1:21.734	87.16	3.086	09:13:58.895
10 -	22.873	41.896	13.879	1:18.648 (1)	90.58		09:15:17.543
11 -	25.947	46.760	14.167	1:26.874	82.01	8.226	09:16:44.417
12 -	22.802	41.960	14.399	1:19.161 (2)	90.00	0.513	09:18:03.578
13 -	24.941	45.688	IN PIT	1:29.095 P	79.96	10.447	09:19:32.673

P14 45 1		Paul SEAGRAVE		Porsche 996 C2			
IDEAL LAP TIME : 1:18.972		BEST LAP TIME : 1:18.998		DIFFERENCE : 0.026			
LAP	SECTOR 1	SECTOR 2	SECTOR 3	LAP TIME	MPH	DIFF	TIME OF DAY
1 -	31.263	51.919	16.899	1:40.081	71.18	21.083	09:02:31.283
2 -	25.718	45.983	15.150	1:26.851	82.03	7.853	09:03:58.134
3 -	25.060	45.743	14.879	1:25.682	83.15	6.684	09:05:23.816
4 -	23.736	43.033	14.493	1:21.262	87.67	2.264	09:06:45.078
5 -	23.373	43.322	14.353	1:21.048 (2)	87.90	2.050	09:08:06.126
6 -	23.086	44.023	14.629	1:21.738	87.16	2.740	09:09:27.864
7 -	23.221	44.391	14.999	1:22.611	86.24	3.613	09:10:50.475
8 -	23.004	43.736	14.843	1:21.583	87.32	2.585	09:12:12.058
9 -	23.725	43.060	14.500	1:21.285	87.65	2.287	09:13:33.343
10 -	23.030	41.747	14.221	1:18.998 (1)	90.18		09:14:52.341
11 -	23.995	44.655	IN PIT	1:27.335 P	81.57	8.337	09:16:19.676
12 -	OUTLAP	47.268	14.897	3:17.963	35.98	1:58.965	09:19:37.639
13 -	23.910	43.007	14.289	1:21.206 (3)	87.73	2.208	09:20:58.845

P15 10 2		Julian MORRIS		Porsche Boxster S			
IDEAL LAP TIME : 1:20.279		BEST LAP TIME : 1:20.279		DIFFERENCE : 0.000			
LAP	SECTOR 1	SECTOR 2	SECTOR 3	LAP TIME	MPH	DIFF	TIME OF DAY
1 -	34.120	1:00.981	19.752	1:54.853	62.03	34.574	09:03:00.413
2 -	29.035	53.120	17.940	1:40.095	71.17	19.816	09:04:40.508
3 -	28.182	50.034	15.734	1:33.950	75.83	13.671	09:06:14.458
4 -	24.855	45.602	15.018	1:25.475	83.35	5.196	09:07:39.933
5 -	24.092	47.260	14.829	1:26.181	82.67	5.902	09:09:06.114
6 -	24.014	46.249	14.751	1:25.014	83.80	4.735	09:10:31.128
7 -	23.768	44.079	IN PIT	1:27.370 P	81.54	7.091	09:11:58.498
8 -	OUTLAP	44.669	14.430	3:59.158	29.79	2:38.879	09:15:57.656
9 -	23.425	42.570	14.284	1:20.279 (1)	88.74		09:17:17.935
10 -	23.761	42.939	14.308	1:21.008 (2)	87.94	0.729	09:18:38.943
11 -	26.045	46.450	15.450	1:27.945	81.01	7.666	09:20:06.888
12 -	23.670	42.777	15.610	1:22.057 (3)	86.82	1.778	09:21:28.945

Petro-Canada Lubricants Porsche Club Championship with Pirelli

QUALIFYING - RACE 1 - SECTOR ANALYSIS



SECTOR 1 = FL to I1, SECTOR 2 = I1 to I2, SECTOR 3 = I2 to FL, DIFF = Difference To Personal Best Lap, P = Crossed Finish Line in Pit Lane, D = Time Disallowed

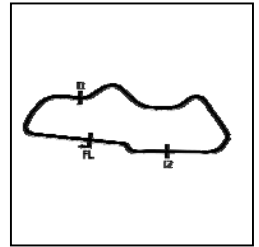
P16 88 2 Paul SIMPSON		Porsche Boxster S					
IDEAL LAP TIME : 1:27.042		BEST LAP TIME : 1:20.356		DIFFERENCE : -6.686			
LAP	SECTOR 1	SECTOR 2	SECTOR 3	LAP TIME	MPH	DIFF	TIME OF DAY
1 -			17.666	1:44.489	68.18	24.133	09:03:03.420
2 -	26.289	51.254	16.498	1:34.041	75.76	13.685	09:04:37.461
3 -			15.122	1:26.991	81.90	6.635	09:06:04.452
4 -			14.711	1:23.025	85.81	2.669	09:07:27.477
5 -			14.441	1:20.762	88.21	0.406	09:08:48.239
6 -			14.610	1:21.628	87.28	1.272	09:10:09.867
7 -			14.293	1:20.356 (1)	88.66		09:11:30.223
8 -			14.174	1:20.447 (2)	88.56	0.091	09:12:50.670
9 -			IN PIT	1:27.576 P	81.35	7.220	09:14:18.246
10 -	OUTLAP		13.848	4:19.847	27.41	2:59.491	09:18:38.094
11 -	25.486	47.708	15.394	1:28.588	80.42	8.232	09:20:06.682
12 -			14.598	1:20.686 (3)	88.30	0.330	09:21:27.368

P17 32 3 William HESLOP		Porsche Boxster S					
IDEAL LAP TIME : 1:20.321		BEST LAP TIME : 1:20.483		DIFFERENCE : 0.162			
LAP	SECTOR 1	SECTOR 2	SECTOR 3	LAP TIME	MPH	DIFF	TIME OF DAY
1 -	42.200	54.482	20.547	1:57.229	60.77	36.746	09:03:14.370
2 -	35.669	52.386	14.986	1:43.041	69.14	22.558	09:04:57.411
3 -	23.915	45.107	14.762	1:23.784 (3)	85.03	3.301	09:06:21.195
4 -	24.179	46.442	15.337	1:25.958	82.88	5.475	09:07:47.153
5 -	23.795	43.094	14.475	1:21.364 (2)	87.56	0.881	09:09:08.517
6 -	24.379	45.732	IN PIT	1:29.033 P	80.02	8.550	09:10:37.550
7 -	OUTLAP	43.451	14.224	2:56.678	40.32	1:36.195	09:13:34.228
8 -	23.364	42.806	14.238	1:20.408 D	88.60		09:14:54.636
9 -	23.333	42.764	14.386	1:20.483 (1)	88.52		09:16:15.119
10 -	27.350	49.227	IN PIT	1:38.093 P	72.63	17.610	09:17:53.212
11 -	OUTLAP	54.604	16.691	3:17.991	35.98	1:57.508	09:21:11.203

P18 24 2 Carl HAZELTON		Porsche Boxster S					
IDEAL LAP TIME : 1:20.603		BEST LAP TIME : 1:21.412		DIFFERENCE : 0.809			
LAP	SECTOR 1	SECTOR 2	SECTOR 3	LAP TIME	MPH	DIFF	TIME OF DAY
1 -	32.843	58.850	20.306	1:51.999	63.61	30.587	09:02:55.857
2 -	28.849	54.592	17.069	1:40.510	70.88	19.098	09:04:36.367
3 -	26.450	48.698	16.123	1:31.271	78.06	9.859	09:06:07.638
4 -	24.835	47.412	16.200	1:28.447	80.55	7.035	09:07:36.085
5 -	25.268	45.027	14.582	1:24.877	83.94	3.465	09:09:00.962
6 -	23.996	44.388	IN PIT	1:29.596 P	79.51	8.184	09:10:30.558
7 -	OUTLAP	45.097	15.810	2:51.942	41.43	1:30.530	09:13:22.500
8 -	24.545	43.578	16.488	1:24.611	84.20	3.199	09:14:47.111
9 -	23.919	43.630	14.253	1:21.802 (2)	87.09	0.390	09:16:08.913
10 -	23.696	42.970	14.746	1:21.412 (1)	87.51		09:17:30.325
11 -	23.380	43.649	16.607	1:23.636 (3)	85.18	2.224	09:18:53.961
12 -	28.398	44.608	14.303	1:27.309	81.60	5.897	09:20:21.270

Petro-Canada Lubricants Porsche Club Championship with Pirelli

QUALIFYING - RACE 1 - SECTOR ANALYSIS



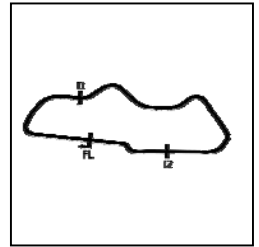
SECTOR 1 = FL to I1, SECTOR 2 = I1 to I2, SECTOR 3 = I2 to FL, DIFF = Difference To Personal Best Lap, P = Crossed Finish Line in Pit Lane, D = Time Disallowed

P19 27 2		Kevin LUDFORD		Porsche Boxster S			
IDEAL LAP TIME : 1:20.772		BEST LAP TIME : 1:21.653		DIFFERENCE : 0.881			
LAP	SECTOR 1	SECTOR 2	SECTOR 3	LAP TIME	MPH	DIFF	TIME OF DAY
1 -	30.521	52.655	17.171	1:40.347	71.00	18.694	09:02:35.287
2 -	24.991	47.237	15.139	1:27.367	81.54	5.714	09:04:02.654
3 -			15.360	1:24.939	83.87	3.286	09:05:27.593
4 -	24.157	44.598	14.798	1:23.553	85.27	1.900	09:06:51.146
5 -	24.341	44.364	14.907	1:23.612	85.21	1.959	09:08:14.758
6 -	24.523	43.573	14.981	1:23.077 (3)	85.75	1.424	09:09:37.835
7 -			15.217	1:23.079	85.75	1.426	09:11:00.914
8 -	24.199	47.307	IN PIT	1:32.421 P	77.08	10.768	09:12:33.335
9 -	OUTLAP	43.801	14.729	2:27.413	48.33	1:05.760	09:15:00.748
10 -	23.239	43.703	14.711	1:21.653 (1)	87.25		09:16:22.401
11 -	23.605	44.197	15.348	1:23.150	85.68	1.497	09:17:45.551
12 -	24.669	43.082	14.451	1:22.202 (2)	86.67	0.549	09:19:07.753
13 -	25.303	43.599	14.881	1:23.783	85.03	2.130	09:20:31.536

P20 6 3		Mike THOMPSON		Porsche Boxster S			
IDEAL LAP TIME : 1:21.603		BEST LAP TIME : 1:21.848		DIFFERENCE : 0.245			
LAP	SECTOR 1	SECTOR 2	SECTOR 3	LAP TIME	MPH	DIFF	TIME OF DAY
1 -	31.835	1:02.908	19.637	1:54.380	62.28	32.532	09:03:12.142
2 -	30.579	56.853	16.685	1:44.117	68.42	22.269	09:04:56.259
3 -	24.411	46.094	16.084	1:26.589	82.28	4.741	09:06:22.848
4 -			14.966	1:25.923	82.91	4.075	09:07:48.771
5 -	24.774	46.786	15.801	1:27.361	81.55	5.513	09:09:16.132
6 -	24.340	46.423	14.837	1:25.600	83.23	3.752	09:10:41.732
7 -	23.528	44.891	IN PIT	1:27.831 P	81.11	5.983	09:12:09.563
8 -	OUTLAP	44.416	14.686	3:29.666	33.98	2:07.818	09:15:39.229
9 -	23.981	44.461	15.218	1:23.660 (2)	85.16	1.812	09:17:02.889
10 -	24.131	46.693	16.310	1:27.134	81.76	5.286	09:18:30.023
11 -	25.860	43.914	14.565	1:24.339 (3)	84.47	2.491	09:19:54.362
12 -	23.773	43.560	14.515	1:21.848 (1)	87.04		09:21:16.210

P21 21 3		Alistair NELSON		Porsche Boxster S			
IDEAL LAP TIME : 1:21.421		BEST LAP TIME : 1:21.905		DIFFERENCE : 0.484			
LAP	SECTOR 1	SECTOR 2	SECTOR 3	LAP TIME	MPH	DIFF	TIME OF DAY
1 -	34.537	54.485	17.708	1:46.730	66.75	24.825	09:02:58.708
2 -	27.491	48.913	15.128	1:31.532	77.83	9.627	09:04:30.240
3 -	25.978	46.534	14.859	1:27.371	81.54	5.466	09:05:57.611
4 -	24.254	44.928	14.807	1:23.989	84.82	2.084	09:07:21.600
5 -	23.898	44.534	14.652	1:23.084 (2)	85.75	1.179	09:08:44.684
6 -	26.218	45.629	IN PIT	1:29.709 P	79.41	7.804	09:10:14.393
7 -	OUTLAP	43.895	14.621	3:21.552	35.34	1:59.647	09:13:35.945
8 -	23.637	43.656	14.612	1:21.905 (1)	86.98		09:14:57.850
9 -	23.273	45.497	14.492	1:23.262 (3)	85.56	1.357	09:16:21.112
10 -	23.764	44.296	15.751	1:23.811	85.00	1.906	09:17:44.923
11 -	27.277	44.630	14.721	1:26.628	82.24	4.723	09:19:11.551
12 -	27.374	49.347	IN PIT	1:39.442 P	71.64	17.537	09:20:50.993

Petro-Canada Lubricants Porsche Club Championship with Pirelli
QUALIFYING - RACE 1 - SECTOR ANALYSIS



SECTOR 1 = FL to I1, SECTOR 2 = I1 to I2, SECTOR 3 = I2 to FL, DIFF = Difference To Personal Best Lap, P = Crossed Finish Line in Pit Lane, D = Time Disallowed

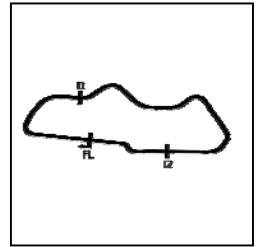
P22 70 2		Angus ARCHER		Porsche Boxster S			
IDEAL LAP TIME : 1:22.284		BEST LAP TIME : 1:22.801		DIFFERENCE : 0.517			
LAP	SECTOR 1	SECTOR 2	SECTOR 3	LAP TIME	MPH	DIFF	TIME OF DAY
1 -	34.180	1:00.625	18.980	1:53.785	62.61	30.984	09:03:00.638
2 -	26.606	52.151	15.861	1:34.618	75.29	11.817	09:04:35.256
3 -	25.464	50.535	19.720	1:35.719	74.43	12.918	09:06:10.975
4 -	24.578	46.445	15.886	1:26.909	81.97	4.108	09:07:37.884
5 -	24.445	45.201	14.911	1:24.557 (3)	84.25	1.756	09:09:02.441
6 -	24.414	44.674	14.785	1:23.873 (2)	84.94	1.072	09:10:26.314
7 -	26.503	47.991	IN PIT	1:34.717 P	75.22	11.916	09:12:01.031
8 -	OUTLAP	46.081	15.086	3:44.128	31.78	2:21.327	09:15:45.159
9 -	23.774	44.424	14.603	1:22.801 (1)	86.04		09:17:07.960
10 -	23.257	48.814	16.116	1:28.187	80.79	5.386	09:18:36.147
11 -	26.709	51.701	15.546	1:33.956	75.82	11.155	09:20:10.103
12 -	23.869	47.724	16.614	1:28.207	80.77	5.406	09:21:38.310

P23 78 3		Richard FORBER		Porsche Boxster S			
IDEAL LAP TIME : 1:22.807		BEST LAP TIME : 1:23.198		DIFFERENCE : 0.391			
LAP	SECTOR 1	SECTOR 2	SECTOR 3	LAP TIME	MPH	DIFF	TIME OF DAY
1 -	32.828	59.820	19.190	1:51.838	63.70	28.640	09:03:01.468
2 -	28.939	52.914	19.239	1:41.092	70.47	17.894	09:04:42.560
3 -	27.017	52.745	16.440	1:36.202	74.05	13.004	09:06:18.762
4 -	25.762	51.036	17.860	1:34.658	75.26	11.460	09:07:53.420
5 -	24.939	46.684	15.374	1:26.997	81.89	3.799	09:09:20.417
6 -	24.105	46.052	15.277	1:25.434 D	83.39	2.236	09:10:45.851
7 -	24.179	44.540	14.479	1:23.198 (1)	85.63		09:12:09.049
8 -	25.494	53.141	IN PIT	1:40.800 P	70.68	17.602	09:13:49.849
9 -	OUTLAP	47.382	14.990	3:18.592	35.87	1:55.394	09:17:08.441
10 -	23.788	46.107	14.724	1:24.619 (2)	84.19	1.421	09:18:33.060
11 -	26.571	47.297	15.839	1:29.707	79.42	6.509	09:20:02.767
12 -	25.538	46.645	14.781	1:26.964 (3)	81.92	3.766	09:21:29.731

P24 69 2		Jon NEWALL		Porsche Boxster S			
IDEAL LAP TIME : 1:22.661		BEST LAP TIME : 1:23.411		DIFFERENCE : 0.750			
LAP	SECTOR 1	SECTOR 2	SECTOR 3	LAP TIME	MPH	DIFF	TIME OF DAY
1 -	33.426	59.405	19.181	1:52.012	63.60	28.601	09:02:52.695
2 -	29.856	52.885	17.385	1:40.126	71.15	16.715	09:04:32.821
3 -	27.457	48.957	16.824	1:33.238	76.41	9.827	09:06:06.059
4 -	25.610	47.793	16.285	1:29.688	79.43	6.277	09:07:35.747
5 -	27.430	50.254	IN PIT	1:40.358 P	70.99	16.947	09:09:16.105
6 -	OUTLAP	48.986	16.056	2:31.373	47.06	1:07.962	09:11:47.478
7 -	24.801	46.504	15.129	1:26.434	82.42	3.023	09:13:13.912
8 -	24.606	45.422	15.762	1:25.790	83.04	2.379	09:14:39.702
9 -	24.509	45.490	15.360	1:25.359 (3)	83.46	1.948	09:16:05.061
10 -	24.232	44.398	14.781	1:23.411 (1)	85.41		09:17:28.472
11 -	23.482	44.457	17.016	1:24.955 (2)	83.86	1.544	09:18:53.427
12 -	28.117	46.012	IN PIT	1:36.769 P	73.62	13.358	09:20:30.196

Petro-Canada Lubricants Porsche Club Championship with Pirelli

QUALIFYING - RACE 1 - SECTOR ANALYSIS



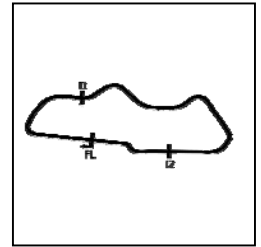
SECTOR 1 = FL to I1, SECTOR 2 = I1 to I2, SECTOR 3 = I2 to FL, DIFF = Difference To Personal Best Lap, P = Crossed Finish Line in Pit Lane, D = Time Disallowed

P25 22 3		Peter EVANS		Porsche Boxster S			
IDEAL LAP TIME : 1:23.214		BEST LAP TIME : 1:23.577		DIFFERENCE : 0.363			
LAP	SECTOR 1	SECTOR 2	SECTOR 3	LAP TIME	MPH	DIFF	TIME OF DAY
1 -	30.439	54.754	16.842	1:42.035	69.82	18.458	09:02:39.215
2 -	26.263	49.957	16.182	1:32.402	77.10	8.825	09:04:11.617
3 -	26.046	47.273	16.411	1:29.730	79.40	6.153	09:05:41.347
4 -	25.084	45.928	15.357	1:26.369	82.49	2.792	09:07:07.716
5 -	24.601	44.739	16.612	1:25.952	82.89	2.375	09:08:33.668
6 -	24.188	44.694	14.695	1:23.577 (1)	85.24		09:09:57.245
7 -	24.286	44.428	14.823	1:23.537 D	85.28		09:11:20.782
8 -	24.224	45.640	14.873	1:24.737 (3)	84.07	1.160	09:12:45.519
9 -	24.705	44.858	14.638	1:24.201 (2)	84.61	0.624	09:14:09.720
10 -	24.148	46.095	15.735	1:25.978	82.86	2.401	09:15:35.698
11 -	24.547	47.235	14.821	1:26.603	82.26	3.026	09:17:02.301
12 -	24.458	46.929	17.684	1:29.071	79.98	5.494	09:18:31.372
13 -	27.943	47.255	15.815	1:31.013	78.28	7.436	09:20:02.385
14 -	25.512	45.039	15.293	1:25.844	82.99	2.267	09:21:28.229

P26 46 3		Ashley WHITE		Porsche Boxster S			
IDEAL LAP TIME : 1:23.221		BEST LAP TIME : 1:23.898		DIFFERENCE : 0.677			
LAP	SECTOR 1	SECTOR 2	SECTOR 3	LAP TIME	MPH	DIFF	TIME OF DAY
1 -	36.275	1:04.687	18.915	1:59.877	59.43	35.979	09:03:07.352
2 -	26.809	48.897	17.826	1:33.532	76.17	9.634	09:04:40.884
3 -	28.226	50.732	16.598	1:35.556	74.55	11.658	09:06:16.440
4 -	24.747	46.323	15.841	1:26.911	81.97	3.013	09:07:43.351
5 -	24.400	45.764	15.972	1:26.136	82.71	2.238	09:09:09.487
6 -	24.589	45.729	15.434	1:25.752 (3)	83.08	1.854	09:10:35.239
7 -	24.563	46.811	IN PIT	1:30.927 P	78.35	7.029	09:12:06.166
8 -	OUTLAP	47.657	16.396	3:02.746	38.98	1:38.848	09:15:08.912
9 -	24.234	44.301	15.363	1:23.898 (1)	84.92		09:16:32.810
10 -	24.094	44.709	15.134	1:23.937 (2)	84.88	0.039	09:17:56.747
11 -	26.619	45.605	14.908	1:27.132	81.76	3.234	09:19:23.879
12 -	24.012	47.059	15.532	1:26.603	82.26	2.705	09:20:50.482

P27 20 1		John ALEXANDER		Porsche Cayman S			
IDEAL LAP TIME : 1:23.883		BEST LAP TIME : 1:24.384		DIFFERENCE : 0.501			
LAP	SECTOR 1	SECTOR 2	SECTOR 3	LAP TIME	MPH	DIFF	TIME OF DAY
1 -	30.863	54.752	18.568	1:44.183	68.38	19.799	09:02:31.077
2 -	28.533	51.248	16.031	1:35.812	74.36	11.428	09:04:06.889
3 -	24.908	46.231	15.258	1:26.397	82.46	2.013	09:05:33.286
4 -	23.972	45.896	15.068	1:24.936	83.88	0.552	09:06:58.222
5 -	24.802	45.179	14.732	1:24.713 (2)	84.10	0.329	09:08:22.935
6 -	24.091	45.894	14.771	1:24.756 (3)	84.06	0.372	09:09:47.691
7 -	24.086	45.410	14.888	1:24.384 (1)	84.43		09:11:12.075
8 -	25.286	46.406	15.257	1:26.949	81.94	2.565	09:12:39.024
9 -	24.510	46.889	14.796	1:26.195	82.65	1.811	09:14:05.219
10 -	25.334	48.427	15.224	1:28.985	80.06	4.601	09:15:34.204
11 -	24.784	48.759	16.136	1:29.679	79.44	5.295	09:17:03.883
12 -	25.721	46.618	16.019	1:28.358	80.63	3.974	09:18:32.241
13 -	29.383	49.470	15.260	1:34.113	75.70	9.729	09:20:06.354
14 -	27.377	50.982	16.127	1:34.486	75.40	10.102	09:21:40.840

Petro-Canada Lubricants Porsche Club Championship with Pirelli
QUALIFYING - RACE 1 - SECTOR ANALYSIS



SECTOR 1 = FL to I1, SECTOR 2 = I1 to I2, SECTOR 3 = I2 to FL, DIFF = Difference To Personal Best Lap, P = Crossed Finish Line in Pit Lane, D = Time Disallowed

P28 49 3		Steven SHORE		Porsche Boxster S			
IDEAL LAP TIME : 1:25.230		BEST LAP TIME : 1:25.230		DIFFERENCE : 0.000			
LAP	SECTOR 1	SECTOR 2	SECTOR 3	LAP TIME	MPH	DIFF	TIME OF DAY
1 -	33.603	59.092	20.127	1:52.822	63.14	27.592	09:02:55.224
2 -	30.710	55.605	18.403	1:44.718	68.03	19.488	09:04:39.942
3 -	28.013	53.230	17.289	1:38.532	72.30	13.302	09:06:18.474
4 -	25.755	47.911	16.136	1:29.802	79.33	4.572	09:07:48.276
5 -	25.065	46.529	16.040	1:27.634	81.29	2.404	09:09:15.910
6 -	26.019	47.891	16.045	1:29.955	79.20	4.725	09:10:45.865
7 -	25.259	47.193	16.350	1:28.802	80.23	3.572	09:12:14.667
8 -	25.289	46.226	15.961	1:27.476	81.44	2.246	09:13:42.143
9 -	26.257	45.983	16.345	1:28.585	80.42	3.355	09:15:10.728
10 -	25.080	45.677	16.382	1:27.139 (3)	81.76	1.909	09:16:37.867
11 -	24.952	45.157	15.872	1:25.981 (2)	82.86	0.751	09:18:03.848
12 -	26.963	45.402	16.546	1:28.911	80.13	3.681	09:19:32.759
13 -	24.747	44.971	15.512	1:25.230 (1)	83.59		09:20:57.989

P29 66 3		Vikram SUDERA		Porsche Boxster S			
IDEAL LAP TIME : 1:26.257		BEST LAP TIME : 1:26.581		DIFFERENCE : 0.324			
LAP	SECTOR 1	SECTOR 2	SECTOR 3	LAP TIME	MPH	DIFF	TIME OF DAY
1 -	33.519	1:01.893	19.844	1:55.256	61.81	28.675	09:03:09.684
2 -			17.328	1:38.171	72.57	11.590	09:04:47.855
3 -	25.730	52.692	18.524	1:36.946	73.49	10.365	09:06:24.801
4 -			15.926	1:33.136	76.49	6.555	09:07:57.937
5 -			16.008	1:31.363	77.98	4.782	09:09:29.300
6 -	25.276	48.761	15.309	1:29.346	79.74	2.765	09:10:58.646
7 -	25.791	51.494	IN PIT	1:42.994 P	69.17	16.413	09:12:41.640
8 -	OUTLAP	47.935	16.990	2:51.239	41.60	1:24.658	09:15:32.880
9 -	25.346	46.362	15.814	1:27.522 (2)	81.40	0.941	09:17:00.402
10 -	25.134	47.868	16.051	1:29.053 (3)	80.00	2.472	09:18:29.455
11 -			15.745	1:30.966	78.32	4.385	09:20:00.421
12 -	24.602	46.686	15.293	1:26.581 (1)	82.28		09:21:27.002

Petro-Canada Lubricants Porsche Club Championship with Pirelli

QUALIFYING - RACE 1 - BEST SECTORS

SECTOR 1			SECTOR 2			SECTOR 3			IDEAL / BEST COMPARISON						
POS	NO	NAME	TIME	NO	NAME	TIME	NO	NAME	TIME	POS	NO	NAME	IDEAL	BEST	DIFF
													PERFECT LAP	1:14.803	
1	14	MCALÉER	21.490	14	MCALÉER	40.036	14	MCALÉER	13.277	1	14	MCALÉER	1:14.803	1:14.971	0.168
2	9	DYER	21.537	11	CALEY	40.039	11	CALEY	13.364	2	2	MORRIS	1:15.071	1:15.180	0.109
3	2	MORRIS	21.549	2	MORRIS	40.073	23	CLARK	13.377	3	11	CALEY	1:15.071	1:15.191	0.120
4	11	CALEY	21.668	23	CLARK	40.203	9	DYER	13.391	4	23	CLARK	1:15.297	1:15.806	0.509
5	23	CLARK	21.717	9	DYER	40.401	3	ELLIS	13.436	5	9	DYER	1:15.329	1:15.584	0.255
6	3	ELLIS	22.203	25	KYLE-HENNEY	40.478	2	MORRIS	13.449	6	25	KYLE-HENNEY	1:16.235	1:16.553	0.318
7	25	KYLE-HENNEY	22.247	3	ELLIS	40.682	25	KYLE-HENNEY	13.510	7	3	ELLIS	1:16.321	1:16.584	0.263
8	85	BAYSTON	22.573	85	BAYSTON	41.150	85	BAYSTON	13.534	8	85	BAYSTON	1:17.257	1:17.919	0.662
9	99	STYRIN	22.595	33	MOLYNEAUX	41.179	33	MOLYNEAUX	13.619	9	33	MOLYNEAUX	1:17.498	1:17.549	0.051
10	17	MUGGERIDGE	22.607	17	MUGGERIDGE	41.286	88	SIMPSON	13.848	10	17	MUGGERIDGE	1:17.795	1:18.166	0.371
11	33	MOLYNEAUX	22.700	99	STYRIN	41.402	12	CALEY	13.879	11	99	STYRIN	1:17.916	1:18.179	0.263
12	12	CALEY	22.802	45	SEAGRAVE	41.747	17	MUGGERIDGE	13.902	12	12	CALEY	1:18.577	1:18.648	0.071
13	45	SEAGRAVE	23.004	12	CALEY	41.896	99	STYRIN	13.919	13	45	SEAGRAVE	1:18.972	1:18.998	0.026
14	27	LUDFORD	23.239	10	MORRIS	42.570	45	SEAGRAVE	14.221	14	10	MORRIS	1:20.279	1:20.279	0.000
15	70	ARCHER	23.257	32	HESLOP	42.764	32	HESLOP	14.224	15	32	HESLOP	1:20.321	1:20.483	0.162
16	21	NELSON	23.273	24	HAZELTON	42.970	24	HAZELTON	14.253	16	24	HAZELTON	1:20.603	1:21.412	0.809
17	32	HESLOP	23.333	27	LUDFORD	43.082	10	MORRIS	14.284	17	27	LUDFORD	1:20.772	1:21.653	0.881
18	24	HAZELTON	23.380	6	THOMPSON	43.560	27	LUDFORD	14.451	18	21	NELSON	1:21.421	1:21.905	0.484
19	10	MORRIS	23.425	21	NELSON	43.656	78	FORBER	14.479	19	6	THOMPSON	1:21.603	1:21.848	0.245
20	69	NEWALL	23.482	46	WHITE	44.301	21	NELSON	14.492	20	70	ARCHER	1:22.284	1:22.801	0.517
21	6	THOMPSON	23.528	69	NEWALL	44.398	6	THOMPSON	14.515	21	69	NEWALL	1:22.661	1:23.411	0.750
22	78	FORBER	23.788	70	ARCHER	44.424	70	ARCHER	14.603	22	78	FORBER	1:22.807	1:23.198	0.391
23	20	ALEXANDER	23.972	22	EVANS	44.428	22	EVANS	14.638	23	22	EVANS	1:23.214	1:23.577	0.363
24	46	WHITE	24.012	78	FORBER	44.540	20	ALEXANDER	14.732	24	46	WHITE	1:23.221	1:23.898	0.677
25	22	EVANS	24.148	49	SHORE	44.971	69	NEWALL	14.781	25	20	ALEXANDER	1:23.883	1:24.384	0.501
26	66	SUDERA	24.602	20	ALEXANDER	45.179	46	WHITE	14.908	26	49	SHORE	1:25.230	1:25.230	0.000
27	49	SHORE	24.747	66	SUDERA	46.362	66	SUDERA	15.293	27	66	SUDERA	1:26.257	1:26.581	0.324
28	88	SIMPSON	25.486	88	SIMPSON	47.708	49	SHORE	15.512	28	88	SIMPSON	1:27.042	1:20.356	-6.686
29										29	44	MCALÉER		1:16.343	

Weather / Track : Sunny / Dry

Results can be found at www.tsl-timing.com

Donington Park National
 Circuit Length = 1.9790 miles
 Start: 09:00 Flag 09:20 End: 09:21

Printed - 19:19 Sunday, 11 April 2021

Petro-Canada Lubricants Porsche Club Championship with Pirelli

QUALIFYING - RACE 1 - STATISTICS

Competitors Started 29
Planned Start 2021-04-10 @ 09:05:00.000
Actual Start 2021-04-10 @ 09:00:13.732
Finish Time 2021-04-10 @ 09:20:14.126
Track Length 1.9790mi.
Total Laps 373
Total Distance Covered 738.1920mi.

Session Fastest Lap History

NO	CL	NAME	LAP TIME	TIME OF DAY	LAP	VEHICLE
23	1	Simon CLARK	1:33.399	09:02:17.320	1	Porsche Cayman S
23	1	Simon CLARK	1:18.668	09:03:35.988	2	Porsche Cayman S
23	1	Simon CLARK	1:16.535	09:04:52.522	3	Porsche Cayman S
9	1	Chris DYER	1:16.095	09:06:20.045	4	Porsche Cayman S
2	1	Peter MORRIS	1:15.938	09:06:26.918	4	Porsche 997 C2S
14	1	Mark MCALEER	1:15.813	09:07:50.797	5	Porsche 997 C2S
23	1	Simon CLARK	1:15.806	09:08:47.574	6	Porsche Cayman S
9	1	Chris DYER	1:15.584	09:10:11.070	7	Porsche Cayman S
14	1	Mark MCALEER	1:15.500	09:11:44.038	8	Porsche 997 C2S
14	1	Mark MCALEER	1:15.388	09:12:59.425	9	Porsche 997 C2S
2	1	Peter MORRIS	1:15.180	09:13:44.033	9	Porsche 997 C2S
14	1	Mark MCALEER	1:14.971	09:14:14.396	10	Porsche 997 C2S

Flag History

TYPE	TIME OF DAY
GREEN	09:00:13.732
FINISH	09:20:14.126

Flag Statistics

TYPE	COUNT	TOTAL LAPS	TOTAL TIME
Green	1	15	21:45.372
Red	0	0	0.000
Safety Car	0	0	0.000
FCY	0	0	0.000

Weather / Track : Sunny / Dry

Results can be found at www.tsl-timing.com

Page 1 of 4

Donington Park National
Circuit Length = 1.9790 miles
Start: 09:00 Flag 09:20 End: 09:21

Printed - 19:20 Sunday, 11 April 2021

Petro-Canada Lubricants Porsche Club Championship with Pirelli

QUALIFYING - RACE 1 - STATISTICS

CLASS : 1

10 Starters

Fastest Lap History

NO	NAME	LAP TIME	TIME OF DAY	LAP	VEHICLE
23	Simon CLARK	1:33.399	09:02:17.320	1	Porsche Cayman S
23	Simon CLARK	1:18.668	09:03:35.988	2	Porsche Cayman S
23	Simon CLARK	1:16.535	09:04:52.522	3	Porsche Cayman S
9	Chris DYER	1:16.095	09:06:20.045	4	Porsche Cayman S
2	Peter MORRIS	1:15.938	09:06:26.918	4	Porsche 997 C2S
14	Mark MCALEER	1:15.813	09:07:50.797	5	Porsche 997 C2S
23	Simon CLARK	1:15.806	09:08:47.574	6	Porsche Cayman S
9	Chris DYER	1:15.584	09:10:11.070	7	Porsche Cayman S
14	Mark MCALEER	1:15.500	09:11:44.038	8	Porsche 997 C2S
14	Mark MCALEER	1:15.388	09:12:59.425	9	Porsche 997 C2S
2	Peter MORRIS	1:15.180	09:13:44.033	9	Porsche 997 C2S
14	Mark MCALEER	1:14.971	09:14:14.396	10	Porsche 997 C2S

Weather / Track : Sunny / Dry

Results can be found at www.tsl-timing.com

Page 2 of 4

Donington Park National
Circuit Length = 1.9790 miles
Start: 09:00 Flag 09:20 End: 09:21

Printed - 19:20 Sunday, 11 April 2021

Petro-Canada Lubricants Porsche Club Championship with Pirelli

QUALIFYING - RACE 1 - STATISTICS

CLASS : 2

11 Starters

Fastest Lap History

NO	NAME	LAP TIME	TIME OF DAY	LAP	VEHICLE
99	Richard STYRIN	1:40.288	09:02:33.133	1	Porsche Boxster S
33	Kevin MOLYNEAUX	1:24.853	09:03:58.779	2	Porsche Boxster S
25	Matthew KYLE-HENNEY	1:23.270	09:04:18.922	2	Porsche Boxster S
99	Richard STYRIN	1:20.882	09:05:21.642	3	Porsche Boxster S
99	Richard STYRIN	1:18.885	09:06:40.528	4	Porsche Boxster S
33	Kevin MOLYNEAUX	1:18.594	09:06:40.953	4	Porsche Boxster S
25	Matthew KYLE-HENNEY	1:18.329	09:06:58.458	4	Porsche Boxster S
25	Matthew KYLE-HENNEY	1:17.778	09:08:16.234	5	Porsche Boxster S
33	Kevin MOLYNEAUX	1:17.549	09:15:18.038	8	Porsche Boxster S
25	Matthew KYLE-HENNEY	1:16.553	09:18:39.248	12	Porsche Boxster S

Weather / Track : Sunny / Dry

Results can be found at www.tsl-timing.com

Page 3 of 4

Donington Park National
Circuit Length = 1.9790 miles
Start: 09:00 Flag 09:20 End: 09:21

Printed - 19:20 Sunday, 11 April 2021

Petro-Canada Lubricants Porsche Club Championship with Pirelli

QUALIFYING - RACE 1 - STATISTICS

CLASS : 3

8 Starters

Fastest Lap History

NO	NAME	LAP TIME	TIME OF DAY	LAP	VEHICLE
22	Peter EVANS	1:42.035	09:02:39.228	1	Porsche Boxster S
22	Peter EVANS	1:32.402	09:04:11.630	2	Porsche Boxster S
21	Alistair NELSON	1:31.532	09:04:30.238	2	Porsche Boxster S
22	Peter EVANS	1:29.730	09:05:41.360	3	Porsche Boxster S
21	Alistair NELSON	1:27.371	09:05:57.609	3	Porsche Boxster S
32	William HESLOP	1:23.784	09:06:21.211	3	Porsche Boxster S
21	Alistair NELSON	1:23.084	09:08:44.681	5	Porsche Boxster S
32	William HESLOP	1:21.364	09:09:08.533	5	Porsche Boxster S
32	William HESLOP	1:20.483	09:16:15.135	9	Porsche Boxster S

Weather / Track : Sunny / Dry

Results can be found at www.tsl-timing.com


Page 4 of 4

Donington Park National
Circuit Length = 1.9790 miles
Start: 09:00 Flag 09:20 End: 09:21

Printed - 19:20 Sunday, 11 April 2021

Petro-Canada Lubricants Porsche Club Championship with Pirelli

RACE 1 - GRID (25 minutes)

ROW 17	33	49	1:25.230 Steven SHORE	34	66	1:26.581 Vikram SUDERA	
ROW 16		31	22	1:23.577 Peter EVANS	32	46	1:23.898 Ashley WHITE
ROW 15	29	21	1:21.905 Alistair NELSON	30	78	1:23.198 Richard FORBER	
ROW 14		27	32	1:20.483 William HESLOP	28	6	1:21.848 Mike THOMPSON
ROW 13							
ROW 12							
ROW 11	21	20	1:24.384 John ALEXANDER				
ROW 10		19	70	1:22.801 Angus ARCHER	20	69	1:23.411 Jon NEWALL
ROW 9	17	24	1:21.412 Carl HAZELTON	18	27	1:21.653 Kevin LUDFORD	
ROW 8		15	10	1:20.279 Julian MORRIS	16	88	1:20.356 Paul SIMPSON
ROW 7	13	12	1:18.648 Bill CALEY	14	45	1:18.998 Paul SEAGRAVE	
ROW 6		11	17	1:18.166 Andy MUGGERIDGE	12	99	1:18.179 Richard STYRIN
ROW 5	9	33	1:17.549 Kevin MOLYNEAUX	10	85	1:17.919 Richard BAYSTON	
ROW 4		7	25	1:16.553 Matthew KYLE-HENNEY	8	3	1:16.584 Richard ELLIS
ROW 3	5	23	1:15.806 Simon CLARK	6	44	1:16.343 Jake MCALEER	
ROW 2		3	11	1:15.191 James CALEY	4	9	1:15.584 Chris DYER
ROW 1	1	14	1:14.971 Mark MCALEER	2	2	1:15.180 Peter MORRIS	
			Pole				
							

These results are provisional until the conclusion of any judicial and technical matters.

Donington Park National
Circuit Length = 1.9790 miles

Clerk Of Course : Simon Gnana-Pragasam	Stewards :	Timekeeper : Nick Palmer
--	------------	--------------------------

Petro-Canada Lubricants Porsche Club Championship with Pirelli

RACE 6 - GRID (25 minutes)

ROW 17	33	49	1:25.981 Steven SHORE	34	66	1:27.522 Vikram SUDERA	
ROW 16		31	22	1:24.201 Peter EVANS	32	78	1:24.619 Richard FORBER
ROW 15	29	6	1:23.660 Mike THOMPSON	30	46	1:23.937 Ashley WHITE	
ROW 14		27	32	1:21.364 William HESLOP	28	21	1:23.084 Alistair NELSON
ROW 13							
ROW 12							
ROW 11	21	69	1:24.955 Jon NEWALL				
ROW 10		19	70	1:23.873 Angus ARCHER	20	20	1:24.713 John ALEXANDER
ROW 9	17	24	1:21.802 Carl HAZELTON	18	27	1:22.202 Kevin LUDFORD	
ROW 8		15	10	1:21.008 Julian MORRIS	16	45	1:21.048 Paul SEAGRAVE
ROW 7	13	12	1:19.161 Bill CALEY	14	88	1:20.447 Paul SIMPSON	
ROW 6		11	17	1:18.423 Andy MUGGERIDGE	12	33	1:18.532 Kevin MOLYNEAUX
ROW 5	9	99	1:18.231 Richard STYRIN	10	85	1:18.284 Richard BAYSTON	
ROW 4		7	3	1:16.883 Richard ELLIS	8	25	1:17.778 Matthew KYLE-HENNEY
ROW 3	5	23	1:16.214 Simon CLARK	6	44	1:16.604 Jake MCALEER	
ROW 2		3	2	1:15.737 Peter MORRIS	4	11	1:15.948 James CALEY
ROW 1	1	14	1:15.388 Mark MCALEER	2	9	1:15.614 Chris DYER	
			Pole				

Donington Park National
Circuit Length = 1.9790 miles

These results are provisional until the conclusion of any judicial and technical matters.

Clerk Of Course : Simon Gnana-Pragasam	Stewards :	Timekeeper : Nick Palmer
--	------------	--------------------------

Petro-Canada Lubricants Porsche Club Championship with Pirelli

RACE 1 - CLASSIFICATION

POS	NO	CL	PIC NAME	ENTRY	LAPS	TIME	GAP	DIFF	MPH	BEST	ON
1	14	1	1 Mark MCALEER	Porsche 997 C2S	20	25:30.693			93.00	1:15.139	8
2	2	1	2 Peter MORRIS	Porsche 997 C2S	20	25:31.057	0.364	0.364	92.97	1:15.369	14
3	9	1	3 Chris DYER	Porsche Cayman S	20	25:31.829	1.136	0.772	92.93	1:15.633	14
4	23	1	4 Simon CLARK	Porsche Cayman S	20	25:32.433	1.740	0.604	92.89	1:15.331	8
5	11	1	5 James CALEY	Porsche 997 C2S	20	25:50.430	19.737	17.997	91.81	1:15.619	6
6	85	1	6 Richard BAYSTON	Porsche 996 C2	20	25:53.685	22.992	3.255	91.62	1:16.011	12
7	3	1	7 Richard ELLIS	Porsche 996 C2	20	25:53.921	23.228	0.236	91.61	1:16.344	18
8	44*	1	8 Jake MCALEER	Porsche Cayman S	20	26:00.324	29.631	6.403	91.23	1:16.425	7
9	25	2	1 Matthew KYLE-HENNEY	Porsche Boxster S	20	26:09.549	38.856	9.225	90.69	1:16.930	15
10	99	2	2 Richard STYRIN	Porsche Boxster S	20	26:10.222	39.529	0.673	90.66	1:17.203	4
11	33	2	3 Kevin MOLYNEAUX	Porsche Boxster S	20	26:12.237	41.544	2.015	90.54	1:17.174	10
12	88	2	4 Paul SIMPSON	Porsche Boxster S	20	26:19.444	48.751	7.207	90.13	1:17.365	8
13	45	1	9 Paul SEAGRAVE	Porsche 996 C2	20	26:28.480	57.787	9.036	89.61	1:17.577	10
14	12	2	5 Bill CALEY	Porsche Boxster S	19	25:42.343	1 Lap	1 Lap	87.67	1:18.947	6
15	70	2	6 Angus ARCHER	Porsche Boxster S	19	25:49.151	1 Lap	6.808	87.29	1:18.872	12
16	32	3	1 William HESLOP	Porsche Boxster S	19	26:01.563	1 Lap	12.412	86.60	1:20.465	15
17	24	2	7 Carl HAZELTON	Porsche Boxster S	19	26:01.758	1 Lap	0.195	86.58	1:19.039	12
18	21	3	2 Alistair NELSON	Porsche Boxster S	19	26:32.291	1 Lap	30.533	84.92	1:22.113	6
19	6	3	3 Mike THOMPSON	Porsche Boxster S	19	26:33.313	1 Lap	1.022	84.87	1:21.794	9
20	20	1	10 John ALEXANDER	Porsche Cayman S	19	26:43.515	1 Lap	10.202	84.33	1:20.995	16
21	27	2	8 Kevin LUDFORD	Porsche Boxster S	19	26:44.856	1 Lap	1.341	84.26	1:19.519	14
22	78	3	4 Richard FORBER	Porsche Boxster S	19	26:51.171	1 Lap	6.315	83.93	1:22.193	4
23	46	3	5 Ashley WHITE	Porsche Boxster S	18	25:37.851	2 Laps	1 Lap	83.30	1:22.396	17
24	49	3	6 Steven SHORE	Porsche Boxster S	18	25:38.897	2 Laps	1.046	83.24	1:22.683	16
25	22	3	7 Peter EVANS	Porsche Boxster S	18	25:48.577	2 Laps	9.680	82.72	1:23.647	11
26	66	3	8 Vikram SUDERA	Porsche Boxster S	18	26:57.644	2 Laps	1:09.067	79.19	1:25.675	4

NOT CLASSIFIED

NC	69	2	Jon NEWALL	Porsche Boxster S	14	26:14.094	6 Laps	4 Laps	63.27	1:22.893	13
DNF	10	2	Julian MORRIS	Porsche Boxster S	7	9:36.362	13 Laps	7 Laps	86.29	1:19.193	7

FASTEST LAP

14	1	Mark MCALEER	Porsche 997 C2S	8	1:15.139	94.81 mph	152.59 kph
25	2	Matthew KYLE-HENNEY	Porsche Boxster S	15	1:16.930	92.61 mph	149.04 kph
32	3	William HESLOP	Porsche Boxster S	15	1:20.465	88.54 mph	142.49 kph

*Car 44 requires a working transponder - Regulation Q12.8.1 refers.

Weather / Track : Cloudy / Dry

These results are provisional until the conclusion of any judicial and technical matters.

Donington Park National: 1.9790 miles

Race Distance: 20 Laps / 39.58 miles

Start: 12:08 Flag 12:34 End: 12:35

Clerk Of Course : Simon Gnana-Pragasam	Stewards :	Timekeeper : Nick Palmer
--	------------	--------------------------

Petro-Canada Lubricants Porsche Club Championship with Pirelli

RACE 1 - LAP CHART

LAP 1 @ 12:10:19.270			LAP 2 @ 12:11:36.128			LAP 3 @ 12:12:53.049			LAP 4 @ 12:14:09.618			LAP 5 @ 12:15:25.693		
NO	BEHIND	LAP TIME	NO	BEHIND	LAP TIME	NO	BEHIND	LAP TIME	NO	BEHIND	LAP TIME	NO	BEHIND	LAP TIME
14		1:23.963	14		1:16.858	14		1:16.921	14		1:16.569	14		1:16.075
2	0.663	1:24.626	2	0.905	1:17.100	2	0.752	1:16.768	2	0.812	1:16.629	2	0.588	1:15.851
9	1.095	1:25.058	9	1.994	1:17.757	9	1.384	1:16.311	9	1.047	1:16.232	9	1.054	1:16.082
11	1.416	1:25.379	11	2.360	1:17.802	11	2.008	1:16.569	23	2.316	1:16.475	23	1.843	1:15.602
23	1.797	1:25.760	23	2.418	1:17.479	23	2.410	1:16.913	11	2.354	1:16.915	11	3.062	1:16.783
44	2.300	1:26.263	44	3.143	1:17.701	44	3.362	1:17.140	44	3.312	1:16.519	44	4.158	1:16.921
3	2.655	1:26.618	3	3.961	1:18.164	3	4.310	1:17.270	3	4.308	1:16.567	3	4.941	1:16.708
33	3.032	1:26.995	33	4.372	1:18.198	33	4.823	1:17.372	33	5.605	1:17.351	99	7.385	1:17.639
99	3.297	1:27.260	99	4.616	1:18.177	99	5.187	1:17.492	99	5.821	1:17.203	33	8.033	1:18.503
85	3.910	1:27.873	85	5.589	1:18.537	25	6.413	1:17.488	85	7.088	1:17.088	85	8.384	1:17.371
25	4.266	1:28.229	25	5.846	1:18.438	85	6.569	1:17.901	25	8.714	1:18.870	25	9.594	1:16.955
45	5.370	1:29.333	45	7.591	1:19.079	45	9.240	1:18.570	45	11.716	1:19.045	45	14.382	1:18.741
12	5.980	1:29.943	88	8.610	1:19.257	88	10.650	1:18.961	88	12.955	1:18.874	88	14.909	1:18.029
88	6.211	1:30.174	12	9.666	1:20.544	12	12.512	1:19.767	12	15.555	1:19.612	12	19.419	1:19.939
27	7.156	1:31.119	27	12.399	1:22.101	27	16.426	1:20.948	10	22.884	1:20.917	10	26.417	1:19.608
32	8.962	1:32.925	32	13.932	1:21.828	32	18.111	1:21.100	27	24.059	1:24.202	27	28.858	1:20.874
10	9.445	1:33.408	10	14.574	1:21.987	10	18.536	1:20.883	32	24.249	1:22.707	32	29.304	1:21.130
70	9.622	1:33.585	70	15.557	1:22.793	70	20.465	1:21.829	70	25.405	1:21.509	70	29.818	1:20.488
21	10.820	1:34.783	24	18.125	1:23.332	24	22.902	1:21.698	24	28.177	1:21.844	24	33.575	1:21.473
24	11.651	1:35.614	21	19.672	1:25.710	21	26.882	1:24.131	21	34.292	1:23.979	21	40.735	1:22.518
6	12.362	1:36.325	6	20.351	1:24.847	6	27.527	1:24.097	6	34.915	1:23.957	6	41.680	1:22.840
46	13.924	1:37.887	46	20.951	1:23.885	46	28.335	1:24.305	46	35.962	1:24.196	46	43.833	1:23.946
69	14.601	1:38.564	49	25.198	1:26.772	78	32.300	1:23.628	78	37.924	1:22.193	78	44.557	1:22.708
49	15.284	1:39.247	78	25.593	1:25.407	49	34.913	1:26.636	20	45.362	1:25.933	20	53.253	1:23.966
22	16.179	1:40.142	20	26.522	1:26.670	20	35.998	1:26.397	49	46.038	1:27.694	49	55.813	1:25.850
20	16.710	1:40.673	22	27.922	1:28.601	66	37.151	1:26.111	66	46.257	1:25.675	66	56.448	1:26.266
78	17.044	1:41.007	66	27.961	1:26.328	22	38.063	1:27.062	22	46.698	1:25.204	22	57.020	1:26.397
66	18.491	1:42.454												

Weather / Track : Cloudy / Dry

Donington Park National
 Circuit Length = 1.9790 miles
 Start: 12:08 Flag 12:34 End: 12:35

Petro-Canada Lubricants Porsche Club Championship with Pirelli

RACE 1 - LAP CHART

LAP 6 @ 12:16:41.349			LAP 7 @ 12:17:57.576			LAP 8 @ 12:19:12.715			LAP 9 @ 12:20:28.334			LAP 10 @ 12:21:44.502		
NO	BEHIND	LAP TIME	NO	BEHIND	LAP TIME	NO	BEHIND	LAP TIME	NO	BEHIND	LAP TIME	NO	BEHIND	LAP TIME
14		1:15.656	14		1:16.227	14		1:15.139	14		1:15.619	14		1:16.168
2	1.041	1:16.109	2	0.627	1:15.813	2	0.958	1:15.470	2	0.790	1:15.451	78	1 Lap	1:23.762
9	1.425	1:16.027	9	1.259	1:16.061	23	1.723	1:15.331	23	1.592	1:15.488	2	1.145	1:16.523
23	1.799	1:15.612	23	1.531	1:15.959	9	2.196	1:16.076	9	2.235	1:15.658	23	1.577	1:16.153
11	3.025	1:15.619	11	3.051	1:16.253	11	3.760	1:15.848	11	5.653	1:17.512	9	1.752	1:15.685
44	5.209	1:16.707	44	5.407	1:16.425	44	6.864	1:16.596	49	1 Lap	1:25.436	46	1 Lap	1:24.733
3	5.815	1:16.530	3	6.038	1:16.450	3	7.370	1:16.471	44	8.946	1:17.701	11	7.322	1:17.837
99	9.168	1:17.439	85	10.416	1:17.270	85	11.967	1:16.690	22	1 Lap	1:25.419	20	1 Lap	1:25.070
85	9.373	1:16.645	99	12.696	1:19.755	99	15.511	1:17.954	3	9.304	1:17.553	69	5 Laps	1:30.524
33	11.024	1:18.647	66	1 Lap	1:48.449	33	16.260	1:17.924	85	13.303	1:16.955	44	10.739	1:17.961
25	11.270	1:17.332	33	13.475	1:18.678	25	16.669	1:18.123	99	17.519	1:17.627	3	11.171	1:18.035
45	16.977	1:18.251	25	13.685	1:18.642	88	21.061	1:17.365	33	18.435	1:17.794	85	14.036	1:16.901
88	17.460	1:18.207	88	18.835	1:17.602	45	23.725	1:19.361	25	18.694	1:17.644	49	1 Lap	1:24.486
12	22.710	1:18.947	45	19.503	1:18.753	66	1 Lap	1:30.419	88	23.105	1:17.663	22	1 Lap	1:24.716
10	31.127	1:20.366	12	26.038	1:19.555	12	29.972	1:19.073	45	26.687	1:18.581	99	18.746	1:17.395
27	34.756	1:21.554	10	34.093	1:19.193	32	45.962	1:20.998	12	34.797	1:20.444	33	19.441	1:17.174
32	35.224	1:21.576	27	39.937	1:21.408	27	46.769	1:21.971	66	1 Lap	1:28.983	25	19.795	1:17.269
70	35.674	1:21.512	32	40.103	1:21.106	70	46.948	1:21.339	32	51.645	1:21.302	88	24.677	1:17.740
24	38.984	1:21.065	70	40.748	1:21.301	24	48.492	1:20.708	27	52.321	1:21.171	45	28.096	1:17.577
69	4 Laps	6:49.242	24	42.923	1:20.166	21	1:01.456	1:22.926	70	52.582	1:21.253	12	37.959	1:19.330
21	47.192	1:22.113	21	53.669	1:22.704	6	1:02.940	1:22.643	24	53.537	1:20.664	66	1 Lap	1:28.314
6	48.476	1:22.452	6	55.436	1:23.187	78	1:08.067	1:23.418	21	1:08.610	1:22.773	32	56.360	1:20.883
78	52.994	1:24.093	69	4 Laps	1:32.523	46	1:11.251	1:25.206	6	1:09.115	1:21.794	27	57.502	1:21.349
46	53.793	1:25.616	78	59.788	1:23.021	69	4 Laps	1:28.893				70	57.542	1:21.128
20	1:00.919	1:23.322	46	1:01.184	1:23.618	20	1:15.224	1:23.344				24	57.938	1:20.569
49	1:05.616	1:25.459	20	1:07.019	1:22.327									
22	1:06.429	1:25.065	49	1:13.502	1:24.113									
			22	1:14.599	1:24.397									

Weather / Track : Cloudy / Dry

Donington Park National
Circuit Length = 1.9790 miles
Start: 12:08 Flag 12:34 End: 12:35

Petro-Canada Lubricants Porsche Club Championship with Pirelli

RACE 1 - LAP CHART

LAP 11 @ 12:23:00.514			LAP 12 @ 12:24:15.764			LAP 13 @ 12:25:32.941			LAP 14 @ 12:26:48.568			LAP 15 @ 12:28:04.658		
NO	BEHIND	LAP TIME	NO	BEHIND	LAP TIME	NO	BEHIND	LAP TIME	NO	BEHIND	LAP TIME	NO	BEHIND	LAP TIME
14		1:16.012	14		1:15.250	14		1:17.177	14		1:15.627	14		1:16.090
21	1 Lap	1:24.459	2	2.290	1:16.131	2	1.758	1:16.645	2	1.500	1:15.369	2	1.821	1:16.411
2	1.409	1:16.276	9	2.503	1:15.935	9	1.928	1:16.602	9	1.934	1:15.633	9	2.898	1:17.054
6	1 Lap	1:24.501	23	2.825	1:16.433	23	2.248	1:16.600	23	2.382	1:15.761	23	3.096	1:16.804
23	1.642	1:16.077	21	1 Lap	1:22.578	66	2 Laps	1:28.704	11	10.940	1:17.499	70	1 Lap	1:22.322
9	1.818	1:16.078	11	9.424	1:16.586	11	9.068	1:16.821	66	2 Laps	1:27.256	32	1 Lap	1:22.398
78	1 Lap	1:24.045	6	1 Lap	1:23.552	21	1 Lap	1:22.493	44	16.745	1:17.231	24	1 Lap	1:22.761
11	8.088	1:16.778	44	14.703	1:17.048	6	1 Lap	1:22.429	3	17.563	1:17.052	11	11.967	1:17.117
44	12.905	1:18.178	3	15.418	1:17.275	44	15.141	1:17.615	85	17.803	1:17.060	44	18.015	1:17.360
3	13.393	1:18.234	85	15.640	1:16.011	3	16.138	1:17.897	21	1 Lap	1:22.131	3	18.263	1:16.790
46	1 Lap	1:26.625	78	1 Lap	1:24.175	85	16.370	1:17.907	6	1 Lap	1:22.536	85	18.570	1:16.857
85	14.879	1:16.855	99	25.168	1:19.726	78	1 Lap	1:22.959	99	27.805	1:17.921	21	1 Lap	1:23.505
20	1 Lap	1:23.755	46	1 Lap	1:25.786	99	25.511	1:17.520	33	28.248	1:17.907	6	1 Lap	1:22.532
69	5 Laps	1:26.121	33	25.527	1:19.423	33	25.968	1:17.618	25	30.126	1:16.996	66	2 Laps	1:29.376
99	20.692	1:17.958	20	1 Lap	1:25.500	25	28.757	1:19.076	78	1 Lap	1:24.709	33	30.300	1:18.142
33	21.354	1:17.925	25	26.858	1:19.064	20	1 Lap	1:22.075	88	34.965	1:18.704	99	30.593	1:18.878
25	23.044	1:19.261	88	30.100	1:18.290	88	31.888	1:18.965	20	1 Lap	1:22.249	25	30.966	1:16.930
49	1 Lap	1:23.876	69	5 Laps	1:25.948	46	1 Lap	1:27.440	45	38.433	1:18.231	88	36.400	1:17.525
88	27.060	1:18.395	49	1 Lap	1:23.768	45	35.829	1:18.666	46	1 Lap	1:25.072	78	1 Lap	1:24.117
22	1 Lap	1:25.477	45	34.340	1:19.526	69	5 Laps	1:23.701	69	5 Laps	1:23.222	45	41.027	1:18.684
45	30.064	1:17.980	22	1 Lap	1:23.647	49	1 Lap	1:24.322	49	1 Lap	1:24.584	20	1 Lap	1:23.164
12	42.064	1:20.117	12	49.772	1:22.958	22	1 Lap	1:24.200	22	1 Lap	1:23.821	46	1 Lap	1:25.460
32	1:02.217	1:21.869	32	1:08.497	1:21.530	12	54.064	1:21.469	12	58.516	1:20.079	49	1 Lap	1:23.989
27	1:03.063	1:21.573	27	1:08.968	1:21.155	27	1:12.182	1:20.391	27	1:16.074	1:19.519	22	1 Lap	1:24.228
70	1:05.608	1:24.078	70	1:09.230	1:18.872	70	1:12.657	1:20.604				12	1:02.302	1:19.876
24	1:06.381	1:24.455	24	1:10.170	1:19.039	32	1:13.265	1:21.945				69	5 Laps	1:44.762
66	1 Lap	1:30.366				24	1:13.630	1:20.637						

Weather / Track : Cloudy / Dry

Petro-Canada Lubricants Porsche Club Championship with Pirelli

RACE 1 - LAP CHART

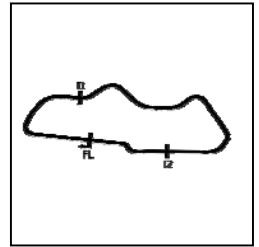
LAP 16 @ 12:29:20.450			LAP 17 @ 12:30:36.517			LAP 18 @ 12:31:52.299			LAP 19 @ 12:33:09.594			LAP 20 @ 12:34:26.000		
NO	BEHIND	LAP TIME	NO	BEHIND	LAP TIME	NO	BEHIND	LAP TIME	NO	BEHIND	LAP TIME	NO	BEHIND	LAP TIME
14		1:15.792	14		1:16.067	14		1:15.782	14		1:17.295	14		1:16.406
2	2.770	1:16.741	2	2.655	1:15.952	22	2 Laps	1:24.670	2	1.350	1:15.932	2	0.364	1:15.420
9	2.922	1:15.816	9	2.891	1:16.036	2	2.713	1:15.840	49	2 Laps	1:23.536	9	1.136	1:15.954
23	3.844	1:16.540	23	3.426	1:15.649	9	2.893	1:15.784	9	1.588	1:15.990	23	1.740	1:16.131
27	1 Lap	1:21.358	70	1 Lap	1:20.339	23	3.308	1:15.664	23	2.015	1:16.002	46	2 Laps	1:25.087
70	1 Lap	1:18.975	32	1 Lap	1:21.302	70	1 Lap	1:18.991	12	1 Lap	1:25.304	49	2 Laps	1:23.223
32	1 Lap	1:20.465	11	15.857	1:18.464	11	17.749	1:17.674	22	2 Laps	1:25.140	12	1 Lap	1:24.578
24	1 Lap	1:21.843	24	1 Lap	1:22.392	32	1 Lap	1:21.414	70	1 Lap	1:19.145	22	2 Laps	1:24.839
11	13.460	1:17.285	69	6 Laps	1:35.480	24	1 Lap	1:21.736	11	18.275	1:17.821	70	1 Lap	1:19.088
3	20.940	1:18.469	85	22.736	1:17.493	85	23.302	1:16.348	85	22.475	1:16.468	11	19.737	1:17.868
44	21.090	1:18.867	3	23.125	1:18.252	3	23.687	1:16.344	3	23.138	1:16.746	85	22.992	1:16.923
85	21.310	1:18.532	44	24.905	1:19.882	44	27.383	1:18.260	32	1 Lap	1:22.246	3	23.228	1:16.496
33	33.167	1:18.659	33	34.998	1:17.898	69	6 Laps	1:28.306	24	1 Lap	1:21.052	44	29.631	1:18.705
99	33.362	1:18.561	99	35.189	1:17.894	33	37.701	1:18.485	44	27.332	1:17.244	32	1 Lap	1:22.839
25	34.121	1:18.947	25	35.466	1:17.412	99	37.908	1:18.501	69	6 Laps	1:22.893	24	1 Lap	1:20.710
21	1 Lap	1:23.167	21	1 Lap	1:22.591	25	38.139	1:18.455	25	38.082	1:17.238	25	38.856	1:17.180
6	1 Lap	1:22.766	6	1 Lap	1:22.385	88	44.744	1:18.502	99	38.503	1:17.890	99	39.529	1:17.432
88	38.991	1:18.383	88	42.024	1:19.100	21	1 Lap	1:23.361	33	40.232	1:19.826	33	41.544	1:17.718
66	2 Laps	1:28.909	45	50.001	1:21.569	6	1 Lap	1:23.931	88	46.220	1:18.771	69	6 Laps	1:23.915
45	44.499	1:19.264	27	1 Lap	2:01.485	45	52.859	1:18.640	21	1 Lap	1:23.001	88	48.751	1:18.937
78	1 Lap	1:24.541	66	2 Laps	1:27.983	27	1 Lap	1:26.448	6	1 Lap	1:22.460	45	57.787	1:18.979
20	1 Lap	1:21.442	20	1 Lap	1:20.995	20	1 Lap	1:23.110	45	55.214	1:19.650	21	1 Lap	1:23.368
46	1 Lap	1:23.900	78	1 Lap	1:23.686	78	1 Lap	1:24.400	27	1 Lap	1:22.687	6	1 Lap	1:24.079
49	1 Lap	1:23.223	46	1 Lap	1:22.693	66	2 Laps	1:28.218	20	1 Lap	1:21.517	20	1 Lap	1:22.006
12	1:07.642	1:21.132	49	1 Lap	1:22.683	46	1 Lap	1:22.396	78	1 Lap	1:24.547	27	1 Lap	1:23.543
22	1 Lap	1:25.552	12	1:11.251	1:19.676				66	2 Laps	1:26.731	78	1 Lap	1:24.755
												66	2 Laps	1:27.102

Weather / Track : Cloudy / Dry

Donington Park National
 Circuit Length = 1.9790 miles
 Start: 12:08 Flag 12:34 End: 12:35

Petro-Canada Lubricants Porsche Club Championship with Pirelli

RACE 1 - SECTOR ANALYSIS



SECTOR 1 = FL to I1, SECTOR 2 = I1 to I2, SECTOR 3 = I2 to FL, DIFF = Difference To Personal Best Lap, P = Crossed Finish Line in Pit Lane, D = Time Disallowed

P1		14 1		Mark MCALEER		Porsche 997 C2S	
IDEAL LAP TIME : 1:14.942		BEST LAP TIME : 1:15.139		DIFFERENCE : 0.197			
LAP	SECTOR 1	SECTOR 2	SECTOR 3	LAP TIME	MPH	DIFF	TIME OF DAY
1 -		42.499	14.149	1:23.963	84.85	8.824	12:10:19.270
2 -	22.374	40.962	13.522	1:16.858	92.69	1.719	12:11:36.128
3 -	22.264	41.075	13.582	1:16.921	92.62	1.782	12:12:53.049
4 -	22.213	40.951	13.405	1:16.569	93.04	1.430	12:14:09.618
5 -	21.952	40.700	13.423	1:16.075	93.65	0.936	12:15:25.693
6 -	21.873	40.473	13.310	1:15.656	94.17	0.517	12:16:41.349
7 -	21.863	41.003	13.361	1:16.227	93.46	1.088	12:17:57.576
8 -	21.692	40.114	13.333	1:15.139 (1)	94.81		12:19:12.715
9 -	21.969	40.326	13.324	1:15.619 (3)	94.21	0.480	12:20:28.334
10 -	22.021	40.969	13.178	1:16.168	93.53	1.029	12:21:44.502
11 -	21.747	40.555	13.710	1:16.012	93.73	0.873	12:23:00.514
12 -	21.900	40.072	13.278	1:15.250 (2)	94.67	0.111	12:24:15.764
13 -	21.713	41.975	13.489	1:17.177	92.31	2.038	12:25:32.941
14 -	21.787	40.609	13.231	1:15.627	94.20	0.488	12:26:48.568
15 -	21.772	40.647	13.671	1:16.090	93.63	0.951	12:28:04.658
16 -	21.933	40.469	13.390	1:15.792	94.00	0.653	12:29:20.450
17 -	22.075	40.502	13.490	1:16.067	93.66	0.928	12:30:36.517
18 -	21.831	40.591	13.360	1:15.782	94.01	0.643	12:31:52.299
19 -	21.943	41.644	13.708	1:17.295	92.17	2.156	12:33:09.594
20 -	22.204	40.735	13.467	1:16.406	93.24	1.267	12:34:26.000

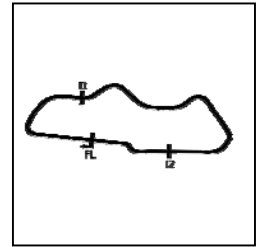
P2		2 1		Peter MORRIS		Porsche 997 C2S	
IDEAL LAP TIME : 1:14.903		BEST LAP TIME : 1:15.369		DIFFERENCE : 0.466			
LAP	SECTOR 1	SECTOR 2	SECTOR 3	LAP TIME	MPH	DIFF	TIME OF DAY
1 -		42.923	14.180	1:24.626	84.18	9.257	12:10:19.933
2 -	22.225	41.192	13.683	1:17.100	92.40	1.731	12:11:37.033
3 -	21.786	41.266	13.716	1:16.768	92.80	1.399	12:12:53.801
4 -	21.996	40.976	13.657	1:16.629	92.97	1.260	12:14:10.430
5 -	21.645	40.832	13.374	1:15.851	93.92	0.482	12:15:26.281
6 -	21.645	40.939	13.525	1:16.109	93.61	0.740	12:16:42.390
7 -	21.566	40.903	13.344	1:15.813	93.97	0.444	12:17:58.203
8 -	21.463	40.705	13.302	1:15.470	94.40	0.101	12:19:13.673
9 -	21.765	40.350	13.336	1:15.451 (3)	94.42	0.082	12:20:29.124
10 -	22.020	41.091	13.412	1:16.523	93.10	1.154	12:21:45.647
11 -	21.633	40.453	14.190	1:16.276	93.40	0.907	12:23:01.923
12 -	21.695	40.974	13.462	1:16.131	93.58	0.762	12:24:18.054
13 -	21.631	41.440	13.574	1:16.645	92.95	1.276	12:25:34.699
14 -	21.490	40.585	13.294	1:15.369 (1)	94.53		12:26:50.068
15 -	21.425	41.347	13.639	1:16.411	93.24	1.042	12:28:06.479
16 -	21.652	41.612	13.477	1:16.741	92.84	1.372	12:29:23.220
17 -	21.652	40.852	13.448	1:15.952	93.80	0.583	12:30:39.172
18 -	21.515	40.873	13.452	1:15.840	93.94	0.471	12:31:55.012
19 -	21.783	40.456	13.693	1:15.932	93.82	0.563	12:33:10.944
20 -	21.668	40.624	13.128	1:15.420 (2)	94.46	0.051	12:34:26.364

Weather / Track : Cloudy / Dry

Donington Park National
 Circuit Length = 1.9790 miles
 Start: 12:08 Flag 12:34 End: 12:35

Petro-Canada Lubricants Porsche Club Championship with Pirelli

RACE 1 - SECTOR ANALYSIS



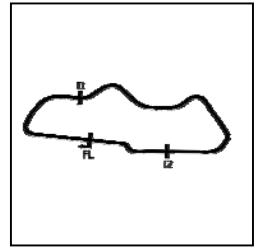
SECTOR 1 = FL to I1, SECTOR 2 = I1 to I2, SECTOR 3 = I2 to FL, DIFF = Difference To Personal Best Lap, P = Crossed Finish Line in Pit Lane, D = Time Disallowed

P3		9 1		Chris DYER		Porsche Cayman S	
IDEAL LAP TIME : 1:15.106		BEST LAP TIME : 1:15.633		DIFFERENCE : 0.527			
LAP	SECTOR 1	SECTOR 2	SECTOR 3	LAP TIME	MPH	DIFF	TIME OF DAY
1 -		43.144	14.100	1:25.058	83.76	9.425	12:10:20.365
2 -	22.027	41.186	14.544	1:17.757	91.62	2.124	12:11:38.122
3 -	22.120	40.524	13.667	1:16.311	93.36	0.678	12:12:54.433
4 -	21.922	40.760	13.550	1:16.232	93.45	0.599	12:14:10.665
5 -	21.725	40.846	13.511	1:16.082	93.64	0.449	12:15:26.747
6 -	21.827	40.761	13.439	1:16.027	93.71	0.394	12:16:42.774
7 -	21.845	40.827	13.389	1:16.061	93.67	0.428	12:17:58.835
8 -	22.589	40.264	13.223	1:16.076	93.65	0.443	12:19:14.911
9 -	21.849	40.683	13.126	1:15.658 (2)	94.16	0.025	12:20:30.569
10 -	21.827	40.741	13.117	1:15.685 (3)	94.13	0.052	12:21:46.254
11 -	21.766	40.471	13.841	1:16.078	93.64	0.445	12:23:02.332
12 -	21.863	40.773	13.299	1:15.935	93.82	0.302	12:24:18.267
13 -	21.819	41.391	13.392	1:16.602	93.00	0.969	12:25:34.869
14 -	21.766	40.436	13.431	1:15.633 (1)	94.20		12:26:50.502
15 -	21.765	41.313	13.976	1:17.054	92.46	1.421	12:28:07.556
16 -	21.938	40.725	13.153	1:15.816	93.97	0.183	12:29:23.372
17 -	21.865	40.762	13.409	1:16.036	93.70	0.403	12:30:39.408
18 -	21.820	40.764	13.200	1:15.784	94.01	0.151	12:31:55.192
19 -	22.030	40.588	13.372	1:15.990	93.75	0.357	12:33:11.182
20 -	22.220	40.558	13.176	1:15.954	93.80	0.321	12:34:27.136

P4		23 1		Simon CLARK		Porsche Cayman S	
IDEAL LAP TIME : 1:14.959		BEST LAP TIME : 1:15.331		DIFFERENCE : 0.372			
LAP	SECTOR 1	SECTOR 2	SECTOR 3	LAP TIME	MPH	DIFF	TIME OF DAY
1 -		42.900	14.472	1:25.760	83.07	10.429	12:10:21.067
2 -	22.154	41.032	14.293	1:17.479	91.95	2.148	12:11:38.546
3 -	22.725	40.276	13.912	1:16.913	92.63	1.582	12:12:55.459
4 -	21.949	40.498	14.028	1:16.475	93.16	1.144	12:14:11.934
5 -	22.116	40.140	13.346	1:15.602 (3)	94.23	0.271	12:15:27.536
6 -	21.775	40.124	13.713	1:15.612	94.22	0.281	12:16:43.148
7 -	21.886	40.559	13.514	1:15.959	93.79	0.628	12:17:59.107
8 -	21.771	40.189	13.371	1:15.331 (1)	94.57		12:19:14.438
9 -	21.953	40.252	13.283	1:15.488 (2)	94.38	0.157	12:20:29.926
10 -	21.552	41.241	13.360	1:16.153	93.55	0.822	12:21:46.079
11 -	21.687	40.264	14.126	1:16.077	93.65	0.746	12:23:02.156
12 -	21.723	41.097	13.613	1:16.433	93.21	1.102	12:24:18.589
13 -	21.739	41.246	13.615	1:16.600	93.01	1.269	12:25:35.189
14 -	21.755	40.415	13.591	1:15.761	94.04	0.430	12:26:50.950
15 -	21.724	41.594	13.486	1:16.804	92.76	1.473	12:28:07.754
16 -	21.942	41.221	13.377	1:16.540	93.08	1.209	12:29:24.294
17 -	21.936	40.186	13.527	1:15.649	94.18	0.318	12:30:39.943
18 -	21.706	40.491	13.467	1:15.664	94.16	0.333	12:31:55.607
19 -	21.936	40.360	13.706	1:16.002	93.74	0.671	12:33:11.609
20 -	22.047	40.669	13.415	1:16.131	93.58	0.800	12:34:27.740

Petro-Canada Lubricants Porsche Club Championship with Pirelli

RACE 1 - SECTOR ANALYSIS



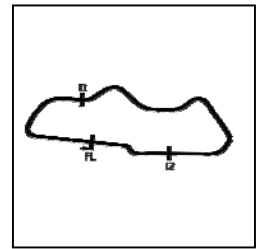
SECTOR 1 = FL to I1, SECTOR 2 = I1 to I2, SECTOR 3 = I2 to FL, DIFF = Difference To Personal Best Lap, P = Crossed Finish Line in Pit Lane, D = Time Disallowed

P5		11 1		James CALEY		Porsche 997 C2S	
IDEAL LAP TIME : 1:15.459		BEST LAP TIME : 1:15.619		DIFFERENCE : 0.160			
LAP	SECTOR 1	SECTOR 2	SECTOR 3	LAP TIME	MPH	DIFF	TIME OF DAY
1 -		42.965	14.260	1:25.379	83.44	9.760	12:10:20.686
2 -	22.087	41.284	14.431	1:17.802	91.57	2.183	12:11:38.488
3 -	22.366	40.466	13.737	1:16.569	93.04	0.950	12:12:55.057
4 -	21.910	40.937	14.068	1:16.915	92.63	1.296	12:14:11.972
5 -	22.472	40.871	13.440	1:16.783	92.78	1.164	12:15:28.755
6 -	21.612	40.515	13.492	1:15.619 (1)	94.21		12:16:44.374
7 -	21.799	40.642	13.812	1:16.253 (3)	93.43	0.634	12:18:00.627
8 -	21.885	40.582	13.381	1:15.848 (2)	93.93	0.229	12:19:16.475
9 -	21.729	42.273	13.510	1:17.512	91.91	1.893	12:20:33.987
10 -	21.724	42.369	13.744	1:17.837	91.53	2.218	12:21:51.824
11 -	21.962	41.160	13.656	1:16.778	92.79	1.159	12:23:08.602
12 -	21.911	41.101	13.574	1:16.586	93.02	0.967	12:24:25.188
13 -	22.161	41.113	13.547	1:16.821	92.74	1.202	12:25:42.009
14 -	22.209	41.651	13.639	1:17.499	91.93	1.880	12:26:59.508
15 -	22.172	41.412	13.533	1:17.117	92.38	1.498	12:28:16.625
16 -	22.217	41.513	13.555	1:17.285	92.18	1.666	12:29:33.910
17 -	21.906	41.871	14.687	1:18.464	90.80	2.845	12:30:52.374
18 -	22.296	41.483	13.895	1:17.674	91.72	2.055	12:32:10.048
19 -	22.445	41.682	13.694	1:17.821	91.55	2.202	12:33:27.869
20 -	22.333	41.761	13.774	1:17.868	91.49	2.249	12:34:45.737

P6		85 1		Richard BAYSTON		Porsche 996 C2	
IDEAL LAP TIME : 1:15.690		BEST LAP TIME : 1:16.011		DIFFERENCE : 0.321			
LAP	SECTOR 1	SECTOR 2	SECTOR 3	LAP TIME	MPH	DIFF	TIME OF DAY
1 -		44.040	14.075	1:27.873	81.07	11.862	12:10:23.180
2 -	22.809	42.055	13.673	1:18.537	90.71	2.526	12:11:41.717
3 -	22.381	41.403	14.117	1:17.901	91.45	1.890	12:12:59.618
4 -	22.368	41.119	13.601	1:17.088	92.42	1.077	12:14:16.706
5 -	22.356	41.493	13.522	1:17.371	92.08	1.360	12:15:34.077
6 -	22.348	40.886	13.411	1:16.645	92.95	0.634	12:16:50.722
7 -	22.029	41.429	13.812	1:17.270	92.20	1.259	12:18:07.992
8 -	22.238	41.228	13.224	1:16.690	92.90	0.679	12:19:24.682
9 -	22.461	41.058	13.436	1:16.955	92.58	0.944	12:20:41.637
10 -	22.104	41.224	13.573	1:16.901	92.64	0.890	12:21:58.538
11 -	22.073	41.266	13.516	1:16.855	92.70	0.844	12:23:15.393
12 -	21.832	40.767	13.412	1:16.011 (1)	93.73		12:24:31.404
13 -	22.338	40.810	14.759	1:17.907	91.45	1.896	12:25:49.311
14 -	22.473	41.095	13.492	1:17.060	92.45	1.049	12:27:06.371
15 -	22.473	40.770	13.614	1:16.857	92.69	0.846	12:28:23.228
16 -	22.269	40.981	15.282	1:18.532	90.72	2.521	12:29:41.760
17 -	22.075	41.989	13.429	1:17.493	91.93	1.482	12:30:59.253
18 -	21.719	41.425	13.204	1:16.348 (2)	93.31	0.337	12:32:15.601
19 -	21.800	41.320	13.348	1:16.468 (3)	93.17	0.457	12:33:32.069
20 -	21.980	41.048	13.895	1:16.923	92.62	0.912	12:34:48.992

Petro-Canada Lubricants Porsche Club Championship with Pirelli

RACE 1 - SECTOR ANALYSIS



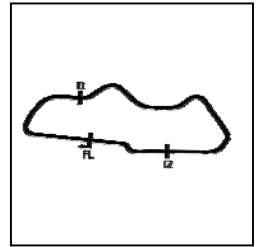
SECTOR 1 = FL to I1, SECTOR 2 = I1 to I2, SECTOR 3 = I2 to FL, DIFF = Difference To Personal Best Lap, P = Crossed Finish Line in Pit Lane, D = Time Disallowed

P7		3 1		Richard ELLIS		Porsche 996 C2	
IDEAL LAP TIME : 1:15.583		BEST LAP TIME : 1:16.344		DIFFERENCE : 0.761			
LAP	SECTOR 1	SECTOR 2	SECTOR 3	LAP TIME	MPH	DIFF	TIME OF DAY
1 -		43.333	14.205	1:26.618	82.25	10.274	12:10:21.925
2 -	23.095	41.423	13.646	1:18.164	91.14	1.820	12:11:40.089
3 -	22.393	41.542	13.335	1:17.270	92.20	0.926	12:12:57.359
4 -	22.245	41.044	13.278	1:16.567	93.05	0.223	12:14:13.926
5 -	22.253	41.032	13.423	1:16.708	92.88	0.364	12:15:30.634
6 -	22.265	40.991	13.274	1:16.530	93.09	0.186	12:16:47.164
7 -	22.140	40.943	13.367	1:16.450 (2)	93.19	0.106	12:18:03.614
8 -	22.161	41.064	13.246	1:16.471 (3)	93.16	0.127	12:19:20.085
9 -	22.110	41.612	13.831	1:17.553	91.86	1.209	12:20:37.638
10 -	23.082	41.567	13.386	1:18.035	91.30	1.691	12:21:55.673
11 -	22.372	42.400	13.462	1:18.234	91.06	1.890	12:23:13.907
12 -	22.099	41.384	13.792	1:17.275	92.19	0.931	12:24:31.182
13 -	21.988	41.412	14.497	1:17.897	91.46	1.553	12:25:49.079
14 -	22.365	41.314	13.373	1:17.052	92.46	0.708	12:27:06.131
15 -	22.399	40.852	13.539	1:16.790	92.78	0.446	12:28:22.921
16 -	22.352	41.107	15.010	1:18.469	90.79	2.125	12:29:41.390
17 -	22.245	42.852	13.155	1:18.252	91.04	1.908	12:30:59.642
18 -	21.927	41.387	13.030	1:16.344 (1)	93.32		12:32:15.986
19 -	21.951	41.787	13.008	1:16.746	92.83	0.402	12:33:32.732
20 -	21.911	40.664	13.921	1:16.496	93.13	0.152	12:34:49.228

P8		44 1		Jake MCALEER		Porsche Cayman S	
IDEAL LAP TIME :		BEST LAP TIME : 1:16.425		DIFFERENCE :			
LAP	SECTOR 1	SECTOR 2	SECTOR 3	LAP TIME	MPH	DIFF	TIME OF DAY
1 -				1:26.263	82.59	9.838	12:10:21.570
2 -				1:17.701	91.69	1.276	12:11:39.271
3 -				1:17.140	92.35	0.715	12:12:56.411
4 -				1:16.519 (2)	93.10	0.094	12:14:12.930
5 -				1:16.921	92.62	0.496	12:15:29.851
6 -				1:16.707	92.88	0.282	12:16:46.558
7 -				1:16.425 (1)	93.22		12:18:02.983
8 -				1:16.596 (3)	93.01	0.171	12:19:19.579
9 -				1:17.701	91.69	1.276	12:20:37.280
10 -				1:17.961	91.38	1.536	12:21:55.241
11 -				1:18.178	91.13	1.753	12:23:13.419
12 -				1:17.048	92.47	0.623	12:24:30.467
13 -				1:17.615	91.79	1.190	12:25:48.082
14 -				1:17.231	92.25	0.806	12:27:05.313
15 -				1:17.360	92.09	0.935	12:28:22.673
16 -				1:18.867	90.33	2.442	12:29:41.540
17 -				1:19.882	89.18	3.457	12:31:01.422
18 -				1:18.260	91.03	1.835	12:32:19.682
19 -				1:17.244	92.23	0.819	12:33:36.926
20 -				1:18.705	90.52	2.280	12:34:55.631

Petro-Canada Lubricants Porsche Club Championship with Pirelli

RACE 1 - SECTOR ANALYSIS



SECTOR 1 = FL to I1, SECTOR 2 = I1 to I2, SECTOR 3 = I2 to FL, DIFF = Difference To Personal Best Lap, P = Crossed Finish Line in Pit Lane, D = Time Disallowed

P9 25 2		Matthew KYLE-HENNEY		Porsche Boxster S			
IDEAL LAP TIME : 1:16.667		BEST LAP TIME : 1:16.930		DIFFERENCE : 0.263			
LAP	SECTOR 1	SECTOR 2	SECTOR 3	LAP TIME	MPH	DIFF	TIME OF DAY
1 -		43.825	14.155	1:28.229	80.75	11.299	12:10:23.536
2 -	22.682	42.092	13.664	1:18.438	90.83	1.508	12:11:41.974
3 -	22.515	41.556	13.417	1:17.488	91.94	0.558	12:12:59.462
4 -	23.974	41.382	13.514	1:18.870	90.33	1.940	12:14:18.332
5 -	22.272	41.181	13.502	1:16.955 (2)	92.58	0.025	12:15:35.287
6 -	22.821	41.112	13.399	1:17.332	92.13	0.402	12:16:52.619
7 -	22.801	42.164	13.677	1:18.642	90.59	1.712	12:18:11.261
8 -	22.852	41.676	13.595	1:18.123	91.19	1.193	12:19:29.384
9 -	22.562	41.420	13.662	1:17.644	91.76	0.714	12:20:47.028
10 -	22.577	41.215	13.477	1:17.269	92.20	0.339	12:22:04.297
11 -	22.802	42.874	13.585	1:19.261	89.88	2.331	12:23:23.558
12 -	22.329	41.624	15.111	1:19.064	90.11	2.134	12:24:42.622
13 -	23.791	41.836	13.449	1:19.076	90.09	2.146	12:26:01.698
14 -	22.233	41.415	13.348	1:16.996 (3)	92.53	0.066	12:27:18.694
15 -	22.207	41.187	13.536	1:16.930 (1)	92.61		12:28:35.624
16 -	22.828	42.356	13.763	1:18.947	90.24	2.017	12:29:54.571
17 -	22.300	41.511	13.601	1:17.412	92.03	0.482	12:31:11.983
18 -	22.582	42.173	13.700	1:18.455	90.81	1.525	12:32:30.438
19 -	22.432	41.335	13.471	1:17.238	92.24	0.308	12:33:47.676
20 -	22.324	41.432	13.424	1:17.180	92.31	0.250	12:35:04.856

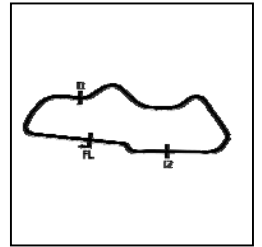
P10 99 2		Richard STYRIN		Porsche Boxster S			
IDEAL LAP TIME : 1:16.925		BEST LAP TIME : 1:17.203		DIFFERENCE : 0.278			
LAP	SECTOR 1	SECTOR 2	SECTOR 3	LAP TIME	MPH	DIFF	TIME OF DAY
1 -		43.117	14.293	1:27.260	81.64	10.057	12:10:22.567
2 -			13.462	1:18.177	91.13	0.974	12:11:40.744
3 -	22.457	41.613	13.422	1:17.492	91.94	0.289	12:12:58.236
4 -	22.416	41.283	13.504	1:17.203 (1)	92.28		12:14:15.439
5 -	22.499	41.626	13.514	1:17.639	91.76	0.436	12:15:33.078
6 -	22.447	41.474	13.518	1:17.439	92.00	0.236	12:16:50.517
7 -	22.677	41.677	15.401	1:19.755	89.33	2.552	12:18:10.272
8 -	22.729	41.694	13.531	1:17.954	91.39	0.751	12:19:28.226
9 -			13.585	1:17.627	91.78	0.424	12:20:45.853
10 -	22.386	41.497	13.512	1:17.395 (2)	92.05	0.192	12:22:03.248
11 -	22.556	41.700	13.702	1:17.958	91.39	0.755	12:23:21.206
12 -	22.667	43.055	14.004	1:19.726	89.36	2.523	12:24:40.932
13 -	22.422	41.493	13.605	1:17.520	91.90	0.317	12:25:58.452
14 -			13.460	1:17.921	91.43	0.718	12:27:16.373
15 -			13.256	1:18.878	90.32	1.675	12:28:35.251
16 -			13.485	1:18.561	90.68	1.358	12:29:53.812
17 -			13.588	1:17.894	91.46	0.691	12:31:11.706
18 -	22.645	42.104	13.752	1:18.501	90.75	1.298	12:32:30.207
19 -	22.833	41.667	13.390	1:17.890	91.47	0.687	12:33:48.097
20 -	22.419	41.607	13.406	1:17.432 (3)	92.01	0.229	12:35:05.529

Weather / Track : Cloudy / Dry

Donington Park National
 Circuit Length = 1.9790 miles
 Start: 12:08 Flag 12:34 End: 12:35

Petro-Canada Lubricants Porsche Club Championship with Pirelli

RACE 1 - SECTOR ANALYSIS



SECTOR 1 = FL to I1, SECTOR 2 = I1 to I2, SECTOR 3 = I2 to FL, DIFF = Difference To Personal Best Lap, P = Crossed Finish Line in Pit Lane, D = Time Disallowed

P11 33 2		Kevin MOLYNEAUX		Porsche Boxster S			
IDEAL LAP TIME : 1:16.945		BEST LAP TIME : 1:17.174		DIFFERENCE : 0.229			
LAP	SECTOR 1	SECTOR 2	SECTOR 3	LAP TIME	MPH	DIFF	TIME OF DAY
1 -		43.210	14.237	1:26.995	81.89	9.821	12:10:22.302
2 -	22.993	41.753	13.452	1:18.198	91.11	1.024	12:11:40.500
3 -	22.371	41.510	13.491	1:17.372 (3)	92.08	0.198	12:12:57.872
4 -	22.457	41.333	13.561	1:17.351 (2)	92.10	0.177	12:14:15.223
5 -	22.906	41.781	13.816	1:18.503	90.75	1.329	12:15:33.726
6 -	23.450	41.487	13.710	1:18.647	90.59	1.473	12:16:52.373
7 -	22.848	42.121	13.709	1:18.678	90.55	1.504	12:18:11.051
8 -	22.849	41.677	13.398	1:17.924	91.43	0.750	12:19:28.975
9 -	22.386	41.817	13.591	1:17.794	91.58	0.620	12:20:46.769
10 -	22.600	41.303	13.271	1:17.174 (1)	92.31		12:22:03.943
11 -	22.820	41.724	13.381	1:17.925	91.42	0.751	12:23:21.868
12 -	22.375	43.077	13.971	1:19.423	89.70	2.249	12:24:41.291
13 -	22.498	41.515	13.605	1:17.618	91.79	0.444	12:25:58.909
14 -	22.379	41.953	13.575	1:17.907	91.45	0.733	12:27:16.816
15 -	22.380	42.263	13.499	1:18.142	91.17	0.968	12:28:34.958
16 -	23.025	42.015	13.619	1:18.659	90.57	1.485	12:29:53.617
17 -	22.518	41.819	13.561	1:17.898	91.46	0.724	12:31:11.515
18 -	22.637	42.030	13.818	1:18.485	90.77	1.311	12:32:30.000
19 -	23.248	43.106	13.472	1:19.826	89.25	2.652	12:33:49.826
20 -	22.390	41.731	13.597	1:17.718	91.67	0.544	12:35:07.544

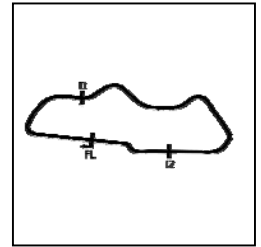
P12 88 2		Paul SIMPSON		Porsche Boxster S			
IDEAL LAP TIME :		BEST LAP TIME : 1:17.365		DIFFERENCE :			
LAP	SECTOR 1	SECTOR 2	SECTOR 3	LAP TIME	MPH	DIFF	TIME OF DAY
1 -			14.133	1:30.174	79.00	12.809	12:10:25.481
2 -			13.975	1:19.257	89.89	1.892	12:11:44.738
3 -			13.947	1:18.961	90.22	1.596	12:13:03.699
4 -			14.031	1:18.874	90.32	1.509	12:14:22.573
5 -			13.686	1:18.029	91.30	0.664	12:15:40.602
6 -			13.760	1:18.207	91.09	0.842	12:16:58.809
7 -			13.460	1:17.602 (3)	91.81	0.237	12:18:16.411
8 -			13.456	1:17.365 (1)	92.09		12:19:33.776
9 -			13.646	1:17.663	91.73	0.298	12:20:51.439
10 -			13.542	1:17.740	91.64	0.375	12:22:09.179
11 -			14.445	1:18.395	90.88	1.030	12:23:27.574
12 -			13.794	1:18.290	91.00	0.925	12:24:45.864
13 -			14.037	1:18.965	90.22	1.600	12:26:04.829
14 -			13.419	1:18.704	90.52	1.339	12:27:23.533
15 -			13.618	1:17.525 (2)	91.90	0.160	12:28:41.058
16 -			13.607	1:18.383	90.89	1.018	12:29:59.441
17 -			14.706	1:19.100	90.07	1.735	12:31:18.541
18 -			13.703	1:18.502	90.75	1.137	12:32:37.043
19 -			13.853	1:18.771	90.44	1.406	12:33:55.814
20 -			14.037	1:18.937	90.25	1.572	12:35:14.751

Weather / Track : Cloudy / Dry

Donington Park National
 Circuit Length = 1.9790 miles
 Start: 12:08 Flag 12:34 End: 12:35

Petro-Canada Lubricants Porsche Club Championship with Pirelli

RACE 1 - SECTOR ANALYSIS



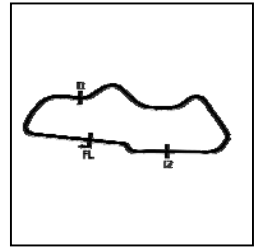
SECTOR 1 = FL to I1, SECTOR 2 = I1 to I2, SECTOR 3 = I2 to FL, DIFF = Difference To Personal Best Lap, P = Crossed Finish Line in Pit Lane, D = Time Disallowed

P13 45 1		Paul SEAGRAVE		Porsche 996 C2			
IDEAL LAP TIME : 1:17.284		BEST LAP TIME : 1:17.577		DIFFERENCE : 0.293			
LAP	SECTOR 1	SECTOR 2	SECTOR 3	LAP TIME	MPH	DIFF	TIME OF DAY
1 -		44.203	14.498	1:29.333	79.75	11.756	12:10:24.640
2 -	23.178	42.031	13.870	1:19.079	90.09	1.502	12:11:43.719
3 -	22.768	41.845	13.957	1:18.570	90.67	0.993	12:13:02.289
4 -	22.991	41.957	14.097	1:19.045	90.13	1.468	12:14:21.334
5 -	22.738	41.974	14.029	1:18.741	90.48	1.164	12:15:40.075
6 -	22.641	41.786	13.824	1:18.251	91.04	0.674	12:16:58.326
7 -	22.414	42.560	13.779	1:18.753	90.46	1.176	12:18:17.079
8 -	22.795	42.981	13.585	1:19.361	89.77	1.784	12:19:36.440
9 -	22.619	42.179	13.783	1:18.581	90.66	1.004	12:20:55.021
10 -	22.418	41.305	13.854	1:17.577 (1)	91.83		12:22:12.598
11 -	22.436	41.716	13.828	1:17.980 (2)	91.36	0.403	12:23:30.578
12 -	22.685	43.058	13.783	1:19.526	89.58	1.949	12:24:50.104
13 -	22.465	42.361	13.840	1:18.666	90.56	1.089	12:26:08.770
14 -	22.394	41.961	13.876	1:18.231 (3)	91.07	0.654	12:27:27.001
15 -	23.029	41.802	13.853	1:18.684	90.54	1.107	12:28:45.685
16 -	22.831	42.141	14.292	1:19.264	89.88	1.687	12:30:04.949
17 -	23.629	43.649	14.291	1:21.569	87.34	3.992	12:31:26.518
18 -	22.633	42.085	13.922	1:18.640	90.59	1.063	12:32:45.158
19 -	22.701	42.949	14.000	1:19.650	89.44	2.073	12:34:04.808
20 -	22.774	42.062	14.143	1:18.979	90.20	1.402	12:35:23.787

P14 12 2		Bill CALEY		Porsche Boxster S			
IDEAL LAP TIME : 1:18.755		BEST LAP TIME : 1:18.947		DIFFERENCE : 0.192			
LAP	SECTOR 1	SECTOR 2	SECTOR 3	LAP TIME	MPH	DIFF	TIME OF DAY
1 -		44.855	14.093	1:29.943	79.21	10.996	12:10:25.250
2 -	24.032	42.551	13.961	1:20.544	88.45	1.597	12:11:45.794
3 -	23.241	42.586	13.940	1:19.767	89.31	0.820	12:13:05.561
4 -	23.103	42.697	13.812	1:19.612	89.49	0.665	12:14:25.173
5 -	23.027	43.068	13.844	1:19.939	89.12	0.992	12:15:45.112
6 -	22.996	42.097	13.854	1:18.947 (1)	90.24		12:17:04.059
7 -	22.889	42.706	13.960	1:19.555	89.55	0.608	12:18:23.614
8 -	22.846	42.209	14.018	1:19.073 (2)	90.10	0.126	12:19:42.687
9 -	23.581	42.771	14.092	1:20.444	88.56	1.497	12:21:03.131
10 -	23.041	42.407	13.882	1:19.330 (3)	89.81	0.383	12:22:22.461
11 -	23.024	42.738	14.355	1:20.117	88.92	1.170	12:23:42.578
12 -	23.757	44.215	14.986	1:22.958	85.88	4.011	12:25:05.536
13 -	23.671	43.678	14.120	1:21.469	87.45	2.522	12:26:27.005
14 -	23.122	42.804	14.153	1:20.079	88.97	1.132	12:27:47.084
15 -	23.126	42.626	14.124	1:19.876	89.19	0.929	12:29:06.960
16 -	23.190	42.730	15.212	1:21.132	87.81	2.185	12:30:28.092
17 -	23.111	42.585	13.980	1:19.676	89.42	0.729	12:31:47.768
18 -	24.104	46.371	14.829	1:25.304	83.52	6.357	12:33:13.072
19 -	23.992	44.740	15.846	1:24.578	84.23	5.631	12:34:37.650

Petro-Canada Lubricants Porsche Club Championship with Pirelli

RACE 1 - SECTOR ANALYSIS



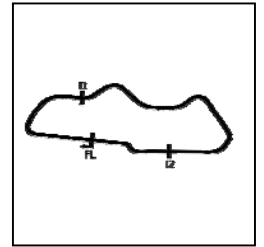
SECTOR 1 = FL to I1, SECTOR 2 = I1 to I2, SECTOR 3 = I2 to FL, DIFF = Difference To Personal Best Lap, P = Crossed Finish Line in Pit Lane, D = Time Disallowed

P15 70 2		Angus ARCHER		Porsche Boxster S			
IDEAL LAP TIME : 1:18.633		BEST LAP TIME : 1:18.872		DIFFERENCE : 0.239			
LAP	SECTOR 1	SECTOR 2	SECTOR 3	LAP TIME	MPH	DIFF	TIME OF DAY
1 -		46.111	14.726	1:33.585	76.13	14.713	12:10:28.892
2 -	24.890	43.470	14.433	1:22.793	86.05	3.921	12:11:51.685
3 -	23.471	44.208	14.150	1:21.829	87.06	2.957	12:13:13.514
4 -	23.331	43.959	14.219	1:21.509	87.40	2.637	12:14:35.023
5 -	23.024	43.328	14.136	1:20.488	88.51	1.616	12:15:55.511
6 -	23.210	44.002	14.300	1:21.512	87.40	2.640	12:17:17.023
7 -	23.460	43.426	14.415	1:21.301	87.63	2.429	12:18:38.324
8 -	23.263	43.716	14.360	1:21.339	87.59	2.467	12:19:59.663
9 -	23.267	43.771	14.215	1:21.253	87.68	2.381	12:21:20.916
10 -	23.303	43.677	14.148	1:21.128	87.81	2.256	12:22:42.044
11 -	23.403	46.482	14.193	1:24.078	84.73	5.206	12:24:06.122
12 -	22.714	42.205	13.953	1:18.872 (1)	90.33		12:25:24.994
13 -	23.416	42.936	14.252	1:20.604	88.39	1.732	12:26:45.598
14 -	22.774	43.910	15.638	1:22.322	86.54	3.450	12:28:07.920
15 -	22.881	42.353	13.741	1:18.975 (2)	90.21	0.103	12:29:26.895
16 -	22.705	43.604	14.030	1:20.339	88.68	1.467	12:30:47.234
17 -	22.687	42.411	13.893	1:18.991 (3)	90.19	0.119	12:32:06.225
18 -	22.839	42.487	13.819	1:19.145	90.02	0.273	12:33:25.370
19 -	22.933	42.351	13.804	1:19.088	90.08	0.216	12:34:44.458

P16 32 3		William HESLOP		Porsche Boxster S			
IDEAL LAP TIME : 1:20.180		BEST LAP TIME : 1:20.465		DIFFERENCE : 0.285			
LAP	SECTOR 1	SECTOR 2	SECTOR 3	LAP TIME	MPH	DIFF	TIME OF DAY
1 -		45.368	15.366	1:32.925	76.67	12.460	12:10:28.232
2 -	23.985	43.669	14.174	1:21.828	87.06	1.363	12:11:50.060
3 -	23.727	43.339	14.034	1:21.100	87.85	0.635	12:13:11.160
4 -	24.161	43.209	15.337	1:22.707	86.14	2.242	12:14:33.867
5 -	23.472	43.468	14.190	1:21.130	87.81	0.665	12:15:54.997
6 -	23.333	44.025	14.218	1:21.576	87.33	1.111	12:17:16.573
7 -	23.601	43.632	13.873	1:21.106	87.84	0.641	12:18:37.679
8 -	23.565	43.128	14.305	1:20.998 (3)	87.96	0.533	12:19:58.677
9 -	23.695	43.484	14.123	1:21.302	87.63	0.837	12:21:19.979
10 -	23.598	43.186	14.099	1:20.883 (2)	88.08	0.418	12:22:40.862
11 -	23.473	43.881	14.515	1:21.869	87.02	1.404	12:24:02.731
12 -	23.614	43.410	14.506	1:21.530	87.38	1.065	12:25:24.261
13 -	23.828	43.250	14.867	1:21.945	86.94	1.480	12:26:46.206
14 -	24.504	43.774	14.120	1:22.398	86.46	1.933	12:28:08.604
15 -	23.358	42.974	14.133	1:20.465 (1)	88.54		12:29:29.069
16 -	23.561	43.303	14.438	1:21.302	87.63	0.837	12:30:50.371
17 -	23.686	43.491	14.237	1:21.414	87.51	0.949	12:32:11.785
18 -	23.615	44.502	14.129	1:22.246	86.62	1.781	12:33:34.031
19 -	23.475	43.369	15.995	1:22.839	86.00	2.374	12:34:56.870

Petro-Canada Lubricants Porsche Club Championship with Pirelli

RACE 1 - SECTOR ANALYSIS



SECTOR 1 = FL to I1, SECTOR 2 = I1 to I2, SECTOR 3 = I2 to FL, DIFF = Difference To Personal Best Lap, P = Crossed Finish Line in Pit Lane, D = Time Disallowed

P17 24 2		Carl HAZELTON		Porsche Boxster S			
IDEAL LAP TIME : 1:19.384		BEST LAP TIME : 1:19.039		DIFFERENCE : -0.345			
LAP	SECTOR 1	SECTOR 2	SECTOR 3	LAP TIME	MPH	DIFF	TIME OF DAY
1 -		47.003	14.946	1:35.614	74.51	16.575	12:10:30.921
2 -	24.111	44.442	14.779	1:23.332	85.49	4.293	12:11:54.253
3 -	23.353	44.038	14.307	1:21.698	87.20	2.659	12:13:15.951
4 -		44.643	14.643	1:21.844	87.05	2.805	12:14:37.795
5 -	23.738	43.807	13.928	1:21.473	87.44	2.434	12:15:59.268
6 -		44.435	14.435	1:21.065	87.88	2.026	12:17:20.333
7 -	23.109	43.140	13.917	1:20.166 (2)	88.87	1.127	12:18:40.499
8 -	23.894	42.755	14.059	1:20.708	88.27	1.669	12:20:01.207
9 -		43.945	13.945	1:20.664	88.32	1.625	12:21:21.871
10 -	22.778	43.787	14.004	1:20.569 (3)	88.42	1.530	12:22:42.440
11 -	23.452	46.479	14.524	1:24.455	84.36	5.416	12:24:06.895
12 -		43.855	13.855	1:19.039 (1)	90.14		12:25:25.934
13 -	23.102	43.496	14.039	1:20.637	88.35	1.598	12:26:46.571
14 -		13.851	14.758	1:22.761	86.08	3.722	12:28:09.332
15 -		43.357	14.951	1:21.843	87.05	2.804	12:29:31.175
16 -	23.084	43.357	15.951	1:22.392	86.47	3.353	12:30:53.567
17 -		43.133	15.133	1:21.736	87.16	2.697	12:32:15.303
18 -		44.058	14.058	1:21.052	87.90	2.013	12:33:36.355
19 -		43.931	13.931	1:20.710	88.27	1.671	12:34:57.065

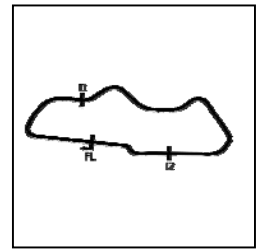
P18 21 3		Alistair NELSON		Porsche Boxster S			
IDEAL LAP TIME : 1:21.235		BEST LAP TIME : 1:22.113		DIFFERENCE : 0.878			
LAP	SECTOR 1	SECTOR 2	SECTOR 3	LAP TIME	MPH	DIFF	TIME OF DAY
1 -		46.515	15.026	1:34.783	75.16	12.670	12:10:30.090
2 -	25.480	45.888	14.342	1:25.710	83.12	3.597	12:11:55.800
3 -	24.146	45.436	14.549	1:24.131	84.68	2.018	12:13:19.931
4 -	24.427	45.298	14.254	1:23.979	84.83	1.866	12:14:43.910
5 -	24.047	44.294	14.177	1:22.518	86.34	0.405	12:16:06.428
6 -	23.506	44.291	14.316	1:22.113 (1)	86.76		12:17:28.541
7 -	23.713	44.813	14.178	1:22.704	86.14	0.591	12:18:51.245
8 -	23.727	44.803	14.396	1:22.926	85.91	0.813	12:20:14.171
9 -	23.759	44.717	14.297	1:22.773	86.07	0.660	12:21:36.944
10 -	24.000	45.618	14.841	1:24.459	84.35	2.346	12:23:01.403
11 -	24.508	43.703	14.367	1:22.578	86.27	0.465	12:24:23.981
12 -	23.985	44.242	14.266	1:22.493 (3)	86.36	0.380	12:25:46.474
13 -	23.501	44.567	14.063	1:22.131 (2)	86.74	0.018	12:27:08.605
14 -	23.741	45.497	14.267	1:23.505	85.31	1.392	12:28:32.110
15 -	23.812	44.851	14.504	1:23.167	85.66	1.054	12:29:55.277
16 -	23.469	44.298	14.824	1:22.591	86.26	0.478	12:31:17.868
17 -	24.334	44.531	14.496	1:23.361	85.46	1.248	12:32:41.229
18 -	23.882	44.509	14.610	1:23.001	85.83	0.888	12:34:04.230
19 -	24.492	44.310	14.566	1:23.368	85.46	1.255	12:35:27.598

Weather / Track : Cloudy / Dry

Donington Park National
Circuit Length = 1.9790 miles
Start: 12:08 Flag 12:34 End: 12:35

Petro-Canada Lubricants Porsche Club Championship with Pirelli

RACE 1 - SECTOR ANALYSIS



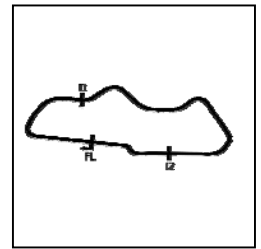
SECTOR 1 = FL to I1, SECTOR 2 = I1 to I2, SECTOR 3 = I2 to FL, DIFF = Difference To Personal Best Lap, P = Crossed Finish Line in Pit Lane, D = Time Disallowed

P19		6 3		Mike THOMPSON		Porsche Boxster S	
IDEAL LAP TIME : 1:21.537		BEST LAP TIME : 1:21.794		DIFFERENCE : 0.257			
LAP	SECTOR 1	SECTOR 2	SECTOR 3	LAP TIME	MPH	DIFF	TIME OF DAY
1 -		47.558	14.870	1:36.325	73.96	14.531	12:10:31.632
2 -	24.220	46.154	14.473	1:24.847	83.97	3.053	12:11:56.479
3 -	23.928	45.623	14.546	1:24.097	84.71	2.303	12:13:20.576
4 -	24.035	45.547	14.375	1:23.957	84.86	2.163	12:14:44.533
5 -	24.067	44.157	14.616	1:22.840	86.00	1.046	12:16:07.373
6 -	23.758	44.071	14.623	1:22.452	86.40	0.658	12:17:29.825
7 -	23.729	44.497	14.961	1:23.187	85.64	1.393	12:18:53.012
8 -	24.101	44.142	14.400	1:22.643	86.20	0.849	12:20:15.655
9 -	23.744	43.734	14.316	1:21.794 (1)	87.10		12:21:37.449
10 -	23.789	45.768	14.944	1:24.501	84.31	2.707	12:23:01.950
11 -	24.282	44.405	14.865	1:23.552	85.27	1.758	12:24:25.502
12 -	23.871	44.046	14.512	1:22.429 (3)	86.43	0.635	12:25:47.931
13 -	24.075	44.067	14.394	1:22.536	86.32	0.742	12:27:10.467
14 -	23.728	44.200	14.604	1:22.532	86.32	0.738	12:28:32.999
15 -	23.725	44.534	14.507	1:22.766	86.08	0.972	12:29:55.765
16 -	23.487	44.276	14.622	1:22.385 (2)	86.47	0.591	12:31:18.150
17 -	24.087	45.404	14.440	1:23.931	84.88	2.137	12:32:42.081
18 -	23.790	44.240	14.430	1:22.460	86.40	0.666	12:34:04.541
19 -	24.384	45.057	14.638	1:24.079	84.73	2.285	12:35:28.620

P20		20 1		John ALEXANDER		Porsche Cayman S	
IDEAL LAP TIME : 1:20.833		BEST LAP TIME : 1:20.995		DIFFERENCE : 0.162			
LAP	SECTOR 1	SECTOR 2	SECTOR 3	LAP TIME	MPH	DIFF	TIME OF DAY
1 -		49.005	15.355	1:40.673	70.77	19.678	12:10:35.980
2 -	25.842	46.074	14.754	1:26.670	82.20	5.675	12:12:02.650
3 -	24.861	46.836	14.700	1:26.397	82.46	5.402	12:13:29.047
4 -	24.345	46.478	15.110	1:25.933	82.90	4.938	12:14:54.980
5 -	24.069	45.343	14.554	1:23.966	84.85	2.971	12:16:18.946
6 -	23.480	45.431	14.411	1:23.322	85.50	2.327	12:17:42.268
7 -	23.420	44.516	14.391	1:22.327	86.54	1.332	12:19:04.595
8 -	23.734	45.300	14.310	1:23.344	85.48	2.349	12:20:27.939
9 -	24.895	45.201	14.974	1:25.070	83.75	4.075	12:21:53.009
10 -	23.623	45.700	14.432	1:23.755	85.06	2.760	12:23:16.764
11 -	23.717	46.239	15.544	1:25.500	83.32	4.505	12:24:42.264
12 -	23.954	44.101	14.020	1:22.075	86.80	1.080	12:26:04.339
13 -	23.649	44.435	14.165	1:22.249	86.62	1.254	12:27:26.588
14 -	24.579	44.166	14.419	1:23.164	85.66	2.169	12:28:49.752
15 -	23.511	43.786	14.145	1:21.442 (2)	87.48	0.447	12:30:11.194
16 -	23.280	43.533	14.182	1:20.995 (1)	87.96		12:31:32.189
17 -	23.955	44.843	14.312	1:23.110	85.72	2.115	12:32:55.299
18 -	23.518	43.717	14.282	1:21.517 (3)	87.40	0.522	12:34:16.816
19 -	23.326	44.581	14.099	1:22.006	86.87	1.011	12:35:38.822

Petro-Canada Lubricants Porsche Club Championship with Pirelli

RACE 1 - SECTOR ANALYSIS



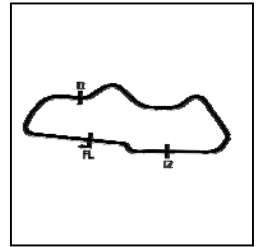
SECTOR 1 = FL to I1, SECTOR 2 = I1 to I2, SECTOR 3 = I2 to FL, DIFF = Difference To Personal Best Lap, P = Crossed Finish Line in Pit Lane, D = Time Disallowed

P21 27 2		Kevin LUDFORD		Porsche Boxster S			
IDEAL LAP TIME : 1:19.465		BEST LAP TIME : 1:19.519		DIFFERENCE : 0.054			
LAP	SECTOR 1	SECTOR 2	SECTOR 3	LAP TIME	MPH	DIFF	TIME OF DAY
1 -		45.563	14.409	1:31.119	78.19	11.600	12:10:26.426
2 -	23.370	44.613	14.118	1:22.101	86.77	2.582	12:11:48.527
3 -	23.184	43.579	14.185	1:20.948	88.01	1.429	12:13:09.475
4 -	23.896	44.444	15.862	1:24.202	84.61	4.683	12:14:33.677
5 -	23.197	43.506	14.171	1:20.874 (3)	88.09	1.355	12:15:54.551
6 -	23.207	44.194	14.153	1:21.554	87.36	2.035	12:17:16.105
7 -	23.512	43.631	14.265	1:21.408	87.51	1.889	12:18:37.513
8 -			14.577	1:21.971	86.91	2.452	12:19:59.484
9 -	23.181	43.805	14.185	1:21.171	87.77	1.652	12:21:20.655
10 -	23.349	43.525	14.475	1:21.349	87.58	1.830	12:22:42.004
11 -	23.134	43.759	14.680	1:21.573	87.34	2.054	12:24:03.577
12 -	23.185	43.657	14.313	1:21.155	87.79	1.636	12:25:24.732
13 -	22.976	43.020	14.395	1:20.391 (2)	88.62	0.872	12:26:45.123
14 -	22.999	42.389	14.131	1:19.519 (1)	89.59		12:28:04.642
15 -	22.999	44.259	14.100	1:21.358	87.57	1.839	12:29:26.000
16 -	22.995	1:19.946	18.544	2:01.485	58.64	41.966	12:31:27.485
17 -	25.913	45.500	15.035	1:26.448	82.41	6.929	12:32:53.933
18 -	23.654	44.273	14.760	1:22.687	86.16	3.168	12:34:16.620
19 -	24.059	44.731	14.753	1:23.543	85.28	4.024	12:35:40.163

P22 78 3		Richard FORBER		Porsche Boxster S			
IDEAL LAP TIME : 1:22.038		BEST LAP TIME : 1:22.193		DIFFERENCE : 0.155			
LAP	SECTOR 1	SECTOR 2	SECTOR 3	LAP TIME	MPH	DIFF	TIME OF DAY
1 -		49.081	15.135	1:41.007	70.53	18.814	12:10:36.314
2 -	24.921	45.859	14.627	1:25.407	83.41	3.214	12:12:01.721
3 -	24.330	44.834	14.464	1:23.628	85.19	1.435	12:13:25.349
4 -	23.676	44.158	14.359	1:22.193 (1)	86.68		12:14:47.542
5 -	23.521	44.231	14.956	1:22.708 (2)	86.14	0.515	12:16:10.250
6 -	23.999	45.498	14.596	1:24.093	84.72	1.900	12:17:34.343
7 -	23.856	44.710	14.455	1:23.021	85.81	0.828	12:18:57.364
8 -	23.851	45.129	14.438	1:23.418	85.40	1.225	12:20:20.782
9 -	23.806	44.961	14.995	1:23.762	85.05	1.569	12:21:44.544
10 -	24.834	44.850	14.361	1:24.045	84.77	1.852	12:23:08.589
11 -	23.909	45.783	14.483	1:24.175	84.64	1.982	12:24:32.764
12 -	23.949	44.476	14.534	1:22.959 (3)	85.88	0.766	12:25:55.723
13 -	23.801	46.048	14.860	1:24.709	84.10	2.516	12:27:20.432
14 -	24.213	45.464	14.440	1:24.117	84.69	1.924	12:28:44.549
15 -	24.645	45.300	14.596	1:24.541	84.27	2.348	12:30:09.090
16 -	23.744	45.285	14.657	1:23.686	85.13	1.493	12:31:32.776
17 -	23.867	45.880	14.653	1:24.400	84.41	2.207	12:32:57.176
18 -	24.073	45.904	14.570	1:24.547	84.26	2.354	12:34:21.723
19 -	23.928	46.099	14.728	1:24.755	84.06	2.562	12:35:46.478

Petro-Canada Lubricants Porsche Club Championship with Pirelli

RACE 1 - SECTOR ANALYSIS



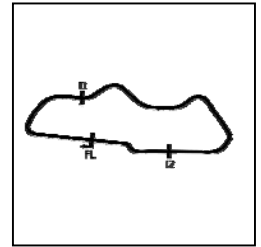
SECTOR 1 = FL to I1, SECTOR 2 = I1 to I2, SECTOR 3 = I2 to FL, DIFF = Difference To Personal Best Lap, P = Crossed Finish Line in Pit Lane, D = Time Disallowed

P23 46 3		Ashley WHITE		Porsche Boxster S			
IDEAL LAP TIME : 1:21.997		BEST LAP TIME : 1:22.396		DIFFERENCE : 0.399			
LAP	SECTOR 1	SECTOR 2	SECTOR 3	LAP TIME	MPH	DIFF	TIME OF DAY
1 -		47.596	15.359	1:37.887	72.78	15.491	12:10:33.194
2 -	24.344	44.936	14.605	1:23.885	84.93	1.489	12:11:57.079
3 -	24.380	45.391	14.534	1:24.305	84.51	1.909	12:13:21.384
4 -	23.789	45.956	14.451	1:24.196	84.61	1.800	12:14:45.580
5 -	23.833	45.459	14.654	1:23.946	84.87	1.550	12:16:09.526
6 -	23.692	46.713	15.211	1:25.616	83.21	3.220	12:17:35.142
7 -	24.216	44.656	14.746	1:23.618 (3)	85.20	1.222	12:18:58.760
8 -	24.214	46.016	14.976	1:25.206	83.61	2.810	12:20:23.966
9 -	23.887	45.634	15.212	1:24.733	84.08	2.337	12:21:48.699
10 -	24.294	47.089	15.242	1:26.625	82.24	4.229	12:23:15.324
11 -	24.393	46.527	14.866	1:25.786	83.05	3.390	12:24:41.110
12 -	25.877	46.509	15.054	1:27.440	81.48	5.044	12:26:08.550
13 -	25.170	44.904	14.998	1:25.072	83.74	2.676	12:27:33.622
14 -	25.627	44.950	14.883	1:25.460	83.36	3.064	12:28:59.082
15 -	23.986	44.841	15.073	1:23.900	84.91	1.504	12:30:22.982
16 -	24.144	44.111	14.438	1:22.693 (2)	86.15	0.297	12:31:45.675
17 -	23.849	43.867	14.680	1:22.396 (1)	86.46		12:33:08.071
18 -	26.187	44.156	14.744	1:25.087	83.73	2.691	12:34:33.158

P24 49 3		Steven SHORE		Porsche Boxster S			
IDEAL LAP TIME : 1:22.526		BEST LAP TIME : 1:22.683		DIFFERENCE : 0.157			
LAP	SECTOR 1	SECTOR 2	SECTOR 3	LAP TIME	MPH	DIFF	TIME OF DAY
1 -		47.827	15.982	1:39.247	71.78	16.564	12:10:34.554
2 -	24.750	46.528	15.494	1:26.772	82.10	4.089	12:12:01.326
3 -	25.052	45.844	15.740	1:26.636	82.23	3.953	12:13:27.962
4 -	24.706	47.134	15.854	1:27.694	81.24	5.011	12:14:55.656
5 -	24.738	46.034	15.078	1:25.850	82.98	3.167	12:16:21.506
6 -	24.338	46.252	14.869	1:25.459	83.36	2.776	12:17:46.965
7 -	24.218	45.232	14.663	1:24.113	84.70	1.430	12:19:11.078
8 -	24.993	45.883	14.560	1:25.436	83.39	2.753	12:20:36.514
9 -	24.911	45.093	14.482	1:24.486	84.32	1.803	12:22:01.000
10 -	23.795	45.596	14.485	1:23.876	84.94	1.193	12:23:24.876
11 -	24.199	44.951	14.618	1:23.768	85.05	1.085	12:24:48.644
12 -	24.491	45.091	14.740	1:24.322	84.49	1.639	12:26:12.966
13 -	24.084	45.074	15.426	1:24.584	84.23	1.901	12:27:37.550
14 -	24.488	44.715	14.786	1:23.989	84.82	1.306	12:29:01.539
15 -	24.121	44.532	14.570	1:23.223 (2)	85.60	0.540	12:30:24.762
16 -	23.762	44.380	14.541	1:22.683 (1)	86.16		12:31:47.445
17 -	24.016	44.899	14.621	1:23.536	85.28	0.853	12:33:10.981
18 -	24.278	44.561	14.384	1:23.223 (2)	85.60	0.540	12:34:34.204

Petro-Canada Lubricants Porsche Club Championship with Pirelli

RACE 1 - SECTOR ANALYSIS



SECTOR 1 = FL to I1, SECTOR 2 = I1 to I2, SECTOR 3 = I2 to FL, DIFF = Difference To Personal Best Lap, P = Crossed Finish Line in Pit Lane, D = Time Disallowed

P25 22 3		Peter EVANS		Porsche Boxster S			
IDEAL LAP TIME : 1:23.349		BEST LAP TIME : 1:23.647		DIFFERENCE : 0.298			
LAP	SECTOR 1	SECTOR 2	SECTOR 3	LAP TIME	MPH	DIFF	TIME OF DAY
1 -		49.118	15.568	1:40.142	71.14	16.495	12:10:35.449
2 -	25.297	47.127	16.177	1:28.601	80.41	4.954	12:12:04.050
3 -	25.733	46.293	15.036	1:27.062	81.83	3.415	12:13:31.112
4 -	24.543	45.877	14.784	1:25.204	83.61	1.557	12:14:56.316
5 -	25.032	45.966	15.399	1:26.397	82.46	2.750	12:16:22.713
6 -	24.431	45.998	14.636	1:25.065	83.75	1.418	12:17:47.778
7 -	24.310	44.642	15.445	1:24.397	84.41	0.750	12:19:12.175
8 -	25.060	45.436	14.923	1:25.419	83.40	1.772	12:20:37.594
9 -	24.888	45.127	14.701	1:24.716	84.10	1.069	12:22:02.310
10 -	24.545	45.850	15.082	1:25.477	83.35	1.830	12:23:27.787
11 -	24.207	44.651	14.789	1:23.647 (1)	85.17		12:24:51.434
12 -	24.330	44.938	14.932	1:24.200 (3)	84.61	0.553	12:26:15.634
13 -	24.257	44.948	14.616	1:23.821 (2)	84.99	0.174	12:27:39.455
14 -	24.091	45.131	15.006	1:24.228	84.58	0.581	12:29:03.683
15 -	24.153	44.997	16.402	1:25.552	83.27	1.905	12:30:29.235
16 -	24.258	45.437	14.975	1:24.670	84.14	1.023	12:31:53.905
17 -	25.193	44.928	15.019	1:25.140	83.68	1.493	12:33:19.045
18 -	24.821	45.108	14.910	1:24.839	83.97	1.192	12:34:43.884

P26 66 3		Vikram SUDERA		Porsche Boxster S			
IDEAL LAP TIME : 1:24.470		BEST LAP TIME : 1:25.675		DIFFERENCE : 1.205			
LAP	SECTOR 1	SECTOR 2	SECTOR 3	LAP TIME	MPH	DIFF	TIME OF DAY
1 -		49.466	15.288	1:42.454	69.53	16.779	12:10:37.761
2 -	24.736	46.671	14.921	1:26.328	82.52	0.653	12:12:04.089
3 -	25.291	46.119	14.701	1:26.111 (2)	82.73	0.436	12:13:30.200
4 -	23.841	46.750	15.084	1:25.675 (1)	83.15		12:14:55.875
5 -	25.001	45.967	15.298	1:26.266 (3)	82.58	0.591	12:16:22.141
6 -		16.777	15.930	1:48.449	65.69	22.774	12:18:10.590
7 -	26.046	48.443	15.930	1:30.419	78.79	4.744	12:19:41.009
8 -	25.056	48.396	15.531	1:28.983	80.06	3.308	12:21:09.992
9 -	24.298	48.414	15.602	1:28.314	80.67	2.639	12:22:38.306
10 -	24.919	48.791	16.656	1:30.366	78.84	4.691	12:24:08.672
11 -	25.423	48.323	14.958	1:28.704	80.31	3.029	12:25:37.376
12 -	24.674	47.646	14.936	1:27.256	81.65	1.581	12:27:04.632
13 -	25.622	49.035	14.719	1:29.376	79.71	3.701	12:28:34.008
14 -	26.257	47.119	15.533	1:28.909	80.13	3.234	12:30:02.917
15 -	25.418	46.648	15.917	1:27.983	80.97	2.308	12:31:30.900
16 -	24.609	48.388	15.221	1:28.218	80.76	2.543	12:32:59.118
17 -	24.702	46.405	15.624	1:26.731	82.14	1.056	12:34:25.849
18 -	25.812	46.628	14.662	1:27.102	81.79	1.427	12:35:52.951

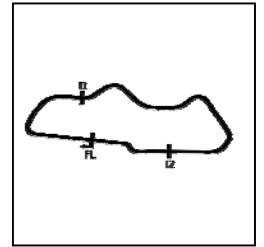
P27 69 2		Jon NEWALL		Porsche Boxster S			
IDEAL LAP TIME : 1:22.599		BEST LAP TIME : 1:22.893		DIFFERENCE : 0.294			
LAP	SECTOR 1	SECTOR 2	SECTOR 3	LAP TIME	MPH	DIFF	TIME OF DAY
1 -		48.030	15.854	1:38.564	72.28	15.671	12:10:33.871
2 -	24.074	6:07.905	17.263	6:49.242	17.40	5:26.349	12:17:23.113
3 -	26.771	49.345	16.407	1:32.523	77.00	9.630	12:18:55.636
4 -	25.150	47.429	16.314	1:28.893	80.14	6.000	12:20:24.529
5 -	25.618	49.649	15.257	1:30.524	78.70	7.631	12:21:55.053
6 -	24.990	45.924	15.207	1:26.121	82.72	3.228	12:23:21.174
7 -	25.479	45.253	15.216	1:25.948	82.89	3.055	12:24:47.122
8 -	24.015	44.795	14.891	1:23.701 (3)	85.12	0.808	12:26:10.823
9 -	23.644	44.604	14.974	1:23.222 (2)	85.61	0.329	12:27:34.045
10 -	24.765	44.493	35.504	1:44.762	68.00	21.869	12:29:18.807
11 -	28.596	48.348	18.536	1:35.480	74.61	12.587	12:30:54.287
12 -	25.570	47.676	15.060	1:28.306	80.68	5.413	12:32:22.593
13 -	23.719	44.690	14.484	1:22.893 (1)	85.94		12:33:45.486
14 -	23.796	45.657	14.462	1:23.915	84.90	1.022	12:35:09.401

Weather / Track : Cloudy / Dry

Donington Park National
Circuit Length = 1.9790 miles
Start: 12:08 Flag 12:34 End: 12:35

Petro-Canada Lubricants Porsche Club Championship with Pirelli

RACE 1 - SECTOR ANALYSIS



SECTOR 1 = FL to I1, SECTOR 2 = I1 to I2, SECTOR 3 = I2 to FL, DIFF = Difference To Personal Best Lap, P = Crossed Finish Line in Pit Lane, D = Time Disallowed

P28 10 2		Julian MORRIS		Porsche Boxster S			
IDEAL LAP TIME : 1:19.035		BEST LAP TIME : 1:19.193		DIFFERENCE : 0.158			
LAP	SECTOR 1	SECTOR 2	SECTOR 3	LAP TIME	MPH	DIFF	TIME OF DAY
1 -		45.914	15.687	1:33.408	76.27	14.215	12:10:28.715
2 -	24.253	43.291	14.443	1:21.987	86.89	2.794	12:11:50.702
3 -	23.429	43.228	14.226	1:20.883	88.08	1.690	12:13:11.585
4 -	23.278	43.080	14.559	1:20.917	88.04	1.724	12:14:32.502
5 -	22.868	42.935	13.805	1:19.608 (2)	89.49	0.415	12:15:52.110
6 -	22.777	43.831	13.758	1:20.366 (3)	88.65	1.173	12:17:12.476
7 -	22.921	42.500	13.772	1:19.193 (1)	89.96		12:18:31.669

Weather / Track : Cloudy / Dry

Results can be found at www.tsl-timing.com

Page 14 of 14

Donington Park National
 Circuit Length = 1.9790 miles
 Start: 12:08 Flag 12:34 End: 12:35

Printed - 19:22 Sunday, 11 April 2021

Petro-Canada Lubricants Porsche Club Championship with Pirelli

RACE 1 - BEST SECTORS

SECTOR 1			SECTOR 2			SECTOR 3			IDEAL / BEST COMPARISON						
POS	NO	NAME	TIME	NO	NAME	TIME	NO	NAME	TIME	POS	NO	NAME	IDEAL	BEST	DIFF
													PERFECT LAP	1:14.505	
1	2	MORRIS	21.425	14	MCALEER	40.072	3	ELLIS	13.008	1	2	MORRIS	1:14.903	1:15.369	0.466
2	23	CLARK	21.552	23	CLARK	40.124	9	DYER	13.117	2	14	MCALEER	1:14.942	1:15.139	0.197
3	11	CALEY	21.612	9	DYER	40.264	2	MORRIS	13.128	3	23	CLARK	1:14.959	1:15.331	0.372
4	14	MCALEER	21.692	2	MORRIS	40.350	14	MCALEER	13.178	4	9	DYER	1:15.106	1:15.633	0.527
5	85	BAYSTON	21.719	11	CALEY	40.466	85	BAYSTON	13.204	5	11	CALEY	1:15.459	1:15.619	0.160
6	9	DYER	21.725	3	ELLIS	40.664	99	STYRIN	13.256	6	3	ELLIS	1:15.583	1:16.344	0.761
7	3	ELLIS	21.911	85	BAYSTON	40.767	33	MOLYNEAUX	13.271	7	85	BAYSTON	1:15.690	1:16.011	0.321
8	25	KYLE-HENNEY	22.207	25	KYLE-HENNEY	41.112	23	CLARK	13.283	8	25	KYLE-HENNEY	1:16.667	1:16.930	0.263
9	33	MOLYNEAUX	22.371	99	STYRIN	41.283	25	KYLE-HENNEY	13.348	9	99	STYRIN	1:16.925	1:17.203	0.278
10	99	STYRIN	22.386	33	MOLYNEAUX	41.303	11	CALEY	13.381	10	33	MOLYNEAUX	1:16.945	1:17.174	0.229
11	45	SEAGRAVE	22.394	45	SEAGRAVE	41.305	88	SIMPSON	13.419	11	45	SEAGRAVE	1:17.284	1:17.577	0.293
12	70	ARCHER	22.687	12	CALEY	42.097	45	SEAGRAVE	13.585	12	70	ARCHER	1:18.633	1:18.872	0.239
13	10	MORRIS	22.777	70	ARCHER	42.205	70	ARCHER	13.741	13	12	CALEY	1:18.755	1:18.947	0.192
14	24	HAZELTON	22.778	27	LUDFORD	42.389	10	MORRIS	13.758	14	10	MORRIS	1:19.035	1:19.193	0.158
15	12	CALEY	22.846	10	MORRIS	42.500	12	CALEY	13.812	15	24	HAZELTON	1:19.384	1:19.039	-0.345
16	27	LUDFORD	22.976	24	HAZELTON	42.755	24	HAZELTON	13.851	16	27	LUDFORD	1:19.465	1:19.519	0.054
17	20	ALEXANDER	23.280	32	HESLOP	42.974	32	HESLOP	13.873	17	32	HESLOP	1:20.180	1:20.465	0.285
18	32	HESLOP	23.333	20	ALEXANDER	43.533	20	ALEXANDER	14.020	18	20	ALEXANDER	1:20.833	1:20.995	0.162
19	21	NELSON	23.469	21	NELSON	43.703	21	NELSON	14.063	19	21	NELSON	1:21.235	1:22.113	0.878
20	6	THOMPSON	23.487	6	THOMPSON	43.734	27	LUDFORD	14.100	20	6	THOMPSON	1:21.537	1:21.794	0.257
21	78	FORBER	23.521	46	WHITE	43.867	6	THOMPSON	14.316	21	46	WHITE	1:21.997	1:22.396	0.399
22	69	NEWALL	23.644	78	FORBER	44.158	78	FORBER	14.359	22	78	FORBER	1:22.038	1:22.193	0.155
23	46	WHITE	23.692	49	SHORE	44.380	49	SHORE	14.384	23	49	SHORE	1:22.526	1:22.683	0.157
24	49	SHORE	23.762	69	NEWALL	44.493	46	WHITE	14.438	24	69	NEWALL	1:22.599	1:22.893	0.294
25	66	SUDERA	23.841	22	EVANS	44.642	69	NEWALL	14.462	25	22	EVANS	1:23.349	1:23.647	0.298
26	22	EVANS	24.091	66	SUDERA	45.967	22	EVANS	14.616	26	66	SUDERA	1:24.470	1:25.675	1.205
27							66	SUDERA	14.662	27	44	MCALEER		1:16.425	
28										28	88	SIMPSON		1:17.365	

Weather / Track : Cloudy / Dry

Donington Park National
 Circuit Length = 1.9790 miles
 Start: 12:08 Flag 12:34 End: 12:35

Results can be found at www.tsl-timing.com

Printed - 19:21 Sunday, 11 April 2021

Petro-Canada Lubricants Porsche Club Championship with Pirelli

RACE 1 - STATISTICS

Competitors Started 28
Planned Start 2021-04-10 @ 12:15:00.000
Actual Start 2021-04-10 @ 12:08:55.307
Finish Time 2021-04-10 @ 12:34:25.850
Track Length 1.9790mi.
Total Laps 524
Total Distance Covered 1037.0312mi.

Session Fastest Lap History

NO	CL	NAME	LAP TIME	TIME OF DAY	LAP	VEHICLE
14	1	Mark MCALEER	1:23.963	12:10:19.286	1	Porsche 997 C2S
14	1	Mark MCALEER	1:16.858	12:11:36.143	2	Porsche 997 C2S
2	1	Peter MORRIS	1:16.768	12:12:53.797	3	Porsche 997 C2S
9	1	Chris DYER	1:16.311	12:12:54.429	3	Porsche Cayman S
9	1	Chris DYER	1:16.232	12:14:10.661	4	Porsche Cayman S
14	1	Mark MCALEER	1:16.075	12:15:25.709	5	Porsche 997 C2S
2	1	Peter MORRIS	1:15.851	12:15:26.278	5	Porsche 997 C2S
23	1	Simon CLARK	1:15.602	12:15:27.550	5	Porsche Cayman S
14	1	Mark MCALEER	1:15.139	12:19:12.729	8	Porsche 997 C2S

Session Leader History

NO	CL	NAME	FROM LAP	LAPS LED	DISTANCE	VEHICLE
14	1	Mark MCALEER	1	20	39.54 miles	Porsche 997 C2S

Flag History

TYPE	TIME OF DAY
GREEN	12:08:55.307
FINISH	12:34:25.850

Flag Statistics

TYPE	COUNT	TOTAL LAPS	TOTAL TIME
Green	1	20	27:01.100
Red	0	0	0.000
Safety Car	0	0	0.000
FCY	0	0	0.000

Weather / Track : Cloudy / Dry

Results can be found at www.tsl-timing.com

Page 1 of 4

Donington Park National
Circuit Length = 1.9790 miles
Start: 12:08 Flag 12:34 End: 12:35

Printed - 19:22 Sunday, 11 April 2021

Petro-Canada Lubricants Porsche Club Championship with Pirelli

RACE 1 - STATISTICS

CLASS : 1

10 Starters

Fastest Lap History

NO	NAME	LAP TIME	TIME OF DAY	LAP	VEHICLE
14	Mark MCALEER	1:23.963	12:10:19.286	1	Porsche 997 C2S
14	Mark MCALEER	1:16.858	12:11:36.143	2	Porsche 997 C2S
2	Peter MORRIS	1:16.768	12:12:53.797	3	Porsche 997 C2S
9	Chris DYER	1:16.311	12:12:54.429	3	Porsche Cayman S
9	Chris DYER	1:16.232	12:14:10.661	4	Porsche Cayman S
14	Mark MCALEER	1:16.075	12:15:25.709	5	Porsche 997 C2S
2	Peter MORRIS	1:15.851	12:15:26.278	5	Porsche 997 C2S
23	Simon CLARK	1:15.602	12:15:27.550	5	Porsche Cayman S
14	Mark MCALEER	1:15.139	12:19:12.729	8	Porsche 997 C2S

Leader History

NO	NAME	FROM LAP	LAPS LED	DISTANCE	VEHICLE
14	Mark MCALEER	1	20	39.54 miles	Porsche 997 C2S

Weather / Track : Cloudy / Dry

Results can be found at www.tsl-timing.com

Page 2 of 4

Donington Park National
Circuit Length = 1.9790 miles
Start: 12:08 Flag 12:34 End: 12:35

Printed - 19:22 Sunday, 11 April 2021

Petro-Canada Lubricants Porsche Club Championship with Pirelli

RACE 1 - STATISTICS

CLASS : 2

10 Starters

Fastest Lap History

NO	NAME	LAP TIME	TIME OF DAY	LAP	VEHICLE
33	Kevin MOLYNEAUX	1:26.995	12:10:22.299	1	Porsche Boxster S
33	Kevin MOLYNEAUX	1:18.198	12:11:40.496	2	Porsche Boxster S
99	Richard STYRIN	1:18.177	12:11:40.739	2	Porsche Boxster S
33	Kevin MOLYNEAUX	1:17.372	12:12:57.868	3	Porsche Boxster S
33	Kevin MOLYNEAUX	1:17.351	12:14:15.220	4	Porsche Boxster S
99	Richard STYRIN	1:17.203	12:14:15.341	4	Porsche Boxster S
25	Matthew KYLE-HENNEY	1:16.955	12:15:35.303	5	Porsche Boxster S
25	Matthew KYLE-HENNEY	1:16.930	12:28:35.641	15	Porsche Boxster S

Leader History

NO	NAME	FROM LAP	LAPS LED	DISTANCE	VEHICLE
33	Kevin MOLYNEAUX	1	4	7.87 miles	Porsche Boxster S
99	Richard STYRIN	5	10	19.79 miles	Porsche Boxster S
33	Kevin MOLYNEAUX	15	4	7.91 miles	Porsche Boxster S
25	Matthew KYLE-HENNEY	19	2	3.95 miles	Porsche Boxster S

Weather / Track : Cloudy / Dry

Donington Park National
Circuit Length = 1.9790 miles
Start: 12:08 Flag 12:34 End: 12:35

Petro-Canada Lubricants Porsche Club Championship with Pirelli

RACE 1 - STATISTICS

CLASS : 3

8 Starters

Fastest Lap History

NO	NAME	LAP TIME	TIME OF DAY	LAP	VEHICLE
32	William HESLOP	1:32.925	12:10:28.248	1	Porsche Boxster S
32	William HESLOP	1:21.828	12:11:50.076	2	Porsche Boxster S
32	William HESLOP	1:21.100	12:13:11.175	3	Porsche Boxster S
32	William HESLOP	1:20.998	12:19:58.692	8	Porsche Boxster S
32	William HESLOP	1:20.883	12:22:40.878	10	Porsche Boxster S
32	William HESLOP	1:20.465	12:29:29.085	15	Porsche Boxster S

Leader History

NO	NAME	FROM LAP	LAPS LED	DISTANCE	VEHICLE
32	William HESLOP	1	19	37.56 miles	Porsche Boxster S

Weather / Track : Cloudy / Dry

Results can be found at www.tsl-timing.com

Page 4 of 4

Donington Park National
Circuit Length = 1.9790 miles
Start: 12:08 Flag 12:34 End: 12:35

Printed - 19:22 Sunday, 11 April 2021

Petro-Canada Lubricants Porsche Club Championship with Pirelli

RACE 6 - CLASSIFICATION

POS	NO	CL	PIC NAME	ENTRY	LAPS	TIME	GAP	DIFF	MPH	BEST	ON
1	14	1	1 Mark MCALEER	Porsche 997 C2S	20	25:29.795			93.05	1:15.562	3
2	9	1	2 Chris DYER	Porsche Cayman S	20	25:31.030	1.235	1.235	92.98	1:15.534	16
3	23	1	3 Simon CLARK	Porsche Cayman S	20	25:33.010	3.215	1.980	92.86	1:15.258	10
4	2	1	4 Peter MORRIS	Porsche 997 C2S	20	25:34.666	4.871	1.656	92.76	1:15.501	6
5	11	1	5 James CALEY	Porsche 997 C2S	20	25:35.020	5.225	0.354	92.73	1:15.161	15
6	44	1	6 Jake MCALEER	Porsche Cayman S	20	25:49.474	19.679	14.454	91.87	1:16.070	3
7	3	1	7 Richard ELLIS	Porsche 996 C2	20	25:55.925	26.130	6.451	91.49	1:15.814	12
8	85	1	8 Richard BAYSTON	Porsche 996 C2	20	25:59.706	29.911	3.781	91.27	1:16.725	19
9	99	2	1 Richard STYRIN	Porsche Boxster S	20	26:15.481	45.686	15.775	90.35	1:17.652	17
10	33	2	2 Kevin MOLYNEAUX	Porsche Boxster S	20	26:16.454	46.659	0.973	90.30	1:17.591	14
11	25	2	3 Matthew KYLE-HENNEY	Porsche Boxster S	20	26:28.857	59.062	12.403	89.59	1:17.011	14
12	88	2	4 Paul SIMPSON	Porsche Boxster S	20	26:37.072	1:07.277	8.215	89.13	1:17.650	11
13	32	3	1 William HESLOP	Porsche Boxster S	19	25:46.661	1 Lap	1 Lap	87.43	1:20.143	6
14	70	2	5 Angus ARCHER	Porsche Boxster S	19	25:46.819	1 Lap	0.158	87.42	1:19.188	19
15	10	2	6 Julian MORRIS	Porsche Boxster S	19	26:13.425	1 Lap	26.606	85.94	1:19.824	10
16	24	2	7 Carl HAZELTON	Porsche Boxster S	19	26:22.497	1 Lap	9.072	85.45	1:20.841	15
17	20	1	9 John ALEXANDER	Porsche Cayman S	19	26:25.061	1 Lap	2.564	85.31	1:21.196	16
18	21	3	2 Alistair NELSON	Porsche Boxster S	19	26:26.654	1 Lap	1.593	85.23	1:21.500	15
19	6	3	3 Mike THOMPSON	Porsche Boxster S	19	26:30.585	1 Lap	3.931	85.02	1:21.282	19
20	78	3	4 Richard FORBER	Porsche Boxster S	19	26:42.888	1 Lap	12.303	84.36	1:21.614	16
21	27	2	8 Kevin LUDFORD	Porsche Boxster S	19	26:52.940	1 Lap	10.052	83.84	1:20.855	10
22	46	3	5 Ashley WHITE	Porsche Boxster S	18	25:31.280	2 Laps	1 Lap	83.66	1:21.574	11
23	49	3	6 Steven SHORE	Porsche Boxster S	18	25:36.272	2 Laps	4.992	83.38	1:22.661	15
24	22	3	7 Peter EVANS	Porsche Boxster S	18	25:59.880	2 Laps	23.608	82.12	1:24.092	13
25	69	2	9 Jon NEWALL	Porsche Boxster S	18	26:00.898	2 Laps	1.018	82.07	1:21.595	11
26	66	3	8 Vikram SUDERA	Porsche Boxster S	17	25:30.088	3 Laps	1 Lap	79.06	1:27.253	3

NOT CLASSIFIED

DNF	45	1	Paul SEAGRAVE	Porsche 996 C2	11	15:18.030	9 Laps	6 Laps	85.22	1:18.653	3
DNF	12	2	Bill CALEY	Porsche Boxster S	6	8:15.136	14 Laps	5 Laps	86.05	1:19.437	3
DNF	17	2	Andy MUGGERIDGE	Porsche Boxster S	0						

FASTEST LAP

11	1	James CALEY	Porsche 997 C2S	15	1:15.161	94.79 mph	152.55 kph
25	2	Matthew KYLE-HENNEY	Porsche Boxster S	14	1:17.011	92.51 mph	148.88 kph
32	3	William HESLOP	Porsche Boxster S	6	1:20.143	88.89 mph	143.06 kph

Weather / Track : Cloudy / Dry

These results are provisional until the conclusion of any judicial and technical matters.

Donington Park National: 1.9790 miles

Race Distance: 20 Laps / 39.58 miles

Start: 16:03 Flag 16:29 End: 16:30

Clerk Of Course : Simon Gnana-Pragasam	Stewards :	Timekeeper : Nick Palmer
--	------------	--------------------------

Petro-Canada Lubricants Porsche Club Championship with Pirelli

RACE 6 - LAP CHART

LAP 1 @ 16:04:58.685			LAP 2 @ 16:06:15.019			LAP 3 @ 16:07:30.581			LAP 4 @ 16:08:46.172			LAP 5 @ 16:10:02.240		
NO	BEHIND	LAP TIME	NO	BEHIND	LAP TIME	NO	BEHIND	LAP TIME	NO	BEHIND	LAP TIME	NO	BEHIND	LAP TIME
14		1:22.293	14		1:16.334	14		1:15.562	14		1:15.591	14		1:16.068
9	0.502	1:22.795	9	0.434	1:16.266	9	1.216	1:16.344	9	1.689	1:16.064	9	1.872	1:16.251
2	1.567	1:23.860	2	2.167	1:16.934	2	3.194	1:16.589	2	4.285	1:16.682	2	4.287	1:16.070
23	1.813	1:24.106	23	2.393	1:16.914	23	3.379	1:16.548	23	4.508	1:16.720	23	4.558	1:16.118
11	2.358	1:24.651	11	3.307	1:17.283	11	3.785	1:16.040	11	5.152	1:16.958	11	5.123	1:16.039
44	2.777	1:25.070	44	3.687	1:17.244	44	4.195	1:16.070	44	5.488	1:16.884	44	5.869	1:16.449
99	3.396	1:25.689	99	5.197	1:18.135	99	8.028	1:18.393	3	10.793	1:17.605	3	11.133	1:16.408
85	4.575	1:26.868	3	7.618	1:19.135	3	8.779	1:16.723	99	11.555	1:19.118	85	13.620	1:17.590
3	4.817	1:27.110	85	8.857	1:20.616	85	10.493	1:17.198	85	12.098	1:17.196	99	13.969	1:18.482
33	5.432	1:27.725	33	9.678	1:20.580	33	12.841	1:18.725	33	15.979	1:18.729	33	18.367	1:18.456
12	6.031	1:28.324	12	10.203	1:20.506	12	14.078	1:19.437	12	18.002	1:19.515	12	21.716	1:19.782
45	8.722	1:31.015	45	11.931	1:19.543	45	15.022	1:18.653	88	20.718	1:19.155	88	23.821	1:19.171
88	10.217	1:32.510	88	13.547	1:19.664	88	17.154	1:19.169	25	21.232	1:18.264	25	24.044	1:18.880
32	11.056	1:33.349	32	15.882	1:21.160	25	18.559	1:17.912	45	21.718	1:22.287	45	27.479	1:21.829
10	11.898	1:34.191	25	16.209	1:20.253	32	22.155	1:21.835	70	26.985	1:19.798	70	30.820	1:19.903
25	12.290	1:34.583	70	18.133	1:22.004	70	22.778	1:20.207	32	28.161	1:21.597	32	32.463	1:20.370
70	12.463	1:34.756	10	19.932	1:24.368	10	26.906	1:22.536	10	34.817	1:23.502	10	40.771	1:22.022
27	12.981	1:35.274	27	21.007	1:24.360	27	27.640	1:22.195	27	36.046	1:23.997	27	42.480	1:22.502
21	13.432	1:35.725	21	21.173	1:24.075	21	28.888	1:23.277	21	36.242	1:22.945	21	42.854	1:22.680
24	14.865	1:37.158	6	23.241	1:24.699	24	30.172	1:22.271	24	36.904	1:22.323	24	43.341	1:22.505
6	14.876	1:37.169	24	23.463	1:24.932	6	31.556	1:23.877	6	39.581	1:23.616	6	48.225	1:24.712
49	15.867	1:38.160	49	25.647	1:26.114	49	34.594	1:24.509	20	43.069	1:22.882	20	48.555	1:21.554
78	16.153	1:38.446	20	26.164	1:24.954	20	35.778	1:25.176	49	44.155	1:25.152	46	52.240	1:23.377
46	16.160	1:38.453	78	26.334	1:26.515	46	37.766	1:26.407	46	44.931	1:22.756	78	58.374	1:28.398
20	17.544	1:39.837	46	26.921	1:27.095	78	38.009	1:27.237	78	46.044	1:23.626	22	58.540	1:26.212
22	18.469	1:40.762	22	29.212	1:27.077	22	39.551	1:25.901	22	48.396	1:24.436	49	58.876	1:30.789
69	19.548	1:41.841	69	29.963	1:26.749	69	39.882	1:25.481	69	48.807	1:24.516	69	1:03.545	1:30.806
66	20.382	1:42.675	66	31.861	1:27.813	66	43.552	1:27.253	66	56.421	1:28.460	66	1:07.718	1:27.365

Weather / Track : Cloudy / Dry

Donington Park National
 Circuit Length = 1.9790 miles
 Start: 16:03 Flag 16:29 End: 16:30

Petro-Canada Lubricants Porsche Club Championship with Pirelli

RACE 6 - LAP CHART

LAP 6 @ 16:11:18.072			LAP 7 @ 16:12:34.714			LAP 8 @ 16:13:51.158			LAP 9 @ 16:15:07.569			LAP 10 @ 16:16:23.721		
NO	BEHIND	LAP TIME	NO	BEHIND	LAP TIME	NO	BEHIND	LAP TIME	NO	BEHIND	LAP TIME	NO	BEHIND	LAP TIME
14		1:15.832	14		1:16.642	14		1:16.444	14		1:16.411	14		1:16.152
9	2.288	1:16.248	9	1.997	1:16.351	9	1.561	1:16.008	9	1.662	1:16.512	9	1.636	1:16.126
2	3.956	1:15.501	2	3.388	1:16.074	2	3.138	1:16.194	2	3.465	1:16.738	2	2.922	1:15.609
23	4.280	1:15.554	23	4.835	1:17.197	23	4.631	1:16.240	23	5.236	1:17.016	23	4.342	1:15.258
11	4.684	1:15.393	11	4.991	1:16.949	11	5.722	1:17.175	78	1 Lap	1:23.757	46	1 Lap	1:23.972
44	6.471	1:16.434	66	1 Lap	1:29.861	44	7.002	1:17.218	11	5.826	1:16.515	11	5.835	1:16.161
3	12.239	1:16.938	44	6.228	1:16.399	69	1 Lap	1:27.999	44	7.611	1:17.020	44	9.377	1:17.918
85	14.701	1:16.913	3	12.269	1:16.672	3	13.661	1:17.836	22	1 Lap	1:25.165	78	1 Lap	1:22.891
99	16.541	1:18.404	85	14.785	1:16.726	85	15.666	1:17.325	49	1 Lap	1:25.081	3	15.598	1:17.275
33	20.991	1:18.456	99	18.262	1:18.363	66	1 Lap	1:30.764	3	14.475	1:17.225	49	1 Lap	1:24.603
88	26.800	1:18.811	33	22.031	1:17.682	99	19.839	1:18.021	85	16.015	1:16.760	85	17.330	1:17.467
25	27.377	1:19.165	88	28.496	1:18.338	33	23.432	1:17.845	69	1 Lap	1:24.625	22	1 Lap	1:25.787
45	32.666	1:21.019	25	28.964	1:18.229	88	30.153	1:18.101	99	22.095	1:18.667	69	1 Lap	1:22.373
12	33.456	1:27.572 P	45	36.742	1:20.718	25	30.622	1:18.102	33	25.174	1:18.153	99	23.899	1:17.956
70	35.075	1:20.087	70	39.158	1:20.725	45	40.711	1:20.413	88	32.329	1:18.587	33	26.999	1:17.977
32	36.774	1:20.143	32	40.498	1:20.366	70	43.173	1:20.459	66	1 Lap	1:29.348	25	35.173	1:18.746
10	47.122	1:22.183	10	52.283	1:21.803	32	44.235	1:20.181	25	32.579	1:18.368	88	35.883	1:19.706
27	48.360	1:21.712	27	53.229	1:21.511	10	57.535	1:21.696	45	46.285	1:21.985	66	1 Lap	1:29.298
21	49.067	1:22.045	21	54.288	1:21.863	27	57.952	1:21.167	70	47.044	1:20.282	70	51.825	1:20.933
24	49.867	1:22.358	24	54.880	1:21.655	24	1:00.277	1:21.841	32	48.034	1:20.210	32	52.425	1:20.543
20	55.360	1:22.637	20	1:00.264	1:21.546	21	1:01.184	1:23.340	10	1:02.553	1:21.429	45	57.144	1:27.011
6	56.795	1:24.402	6	1:02.646	1:22.493	20	1:05.807	1:21.987	27	1:02.964	1:21.423	10	1:06.225	1:19.824
46	59.549	1:23.141	46	1:06.317	1:23.410	6	1:08.648	1:22.446	24	1:05.625	1:21.759	27	1:07.667	1:20.855
22	1:07.511	1:24.803	78	1:14.367	1:23.463	46	1:13.114	1:23.241	21	1:07.922	1:23.149	24	1:11.760	1:22.287
78	1:07.546	1:25.004	22	1:15.542	1:24.673				20	1:11.206	1:21.810	21	1:14.308	1:22.538
49	1:08.696	1:25.652	49	1:16.425	1:24.371				6	1:14.162	1:21.925			
69	1:14.344	1:26.631												

Weather / Track : Cloudy / Dry

Donington Park National
 Circuit Length = 1.9790 miles
 Start: 16:03 Flag 16:29 End: 16:30

Petro-Canada Lubricants Porsche Club Championship with Pirelli

RACE 6 - LAP CHART

LAP 11 @ 16:17:39.376			LAP 12 @ 16:18:55.207			LAP 13 @ 16:20:11.647			LAP 14 @ 16:21:28.001			LAP 15 @ 16:22:43.667		
NO	BEHIND	LAP TIME	NO	BEHIND	LAP TIME	NO	BEHIND	LAP TIME	NO	BEHIND	LAP TIME	NO	BEHIND	LAP TIME
14		1:15.655	14		1:15.831	14		1:16.440	14		1:16.354	14		1:15.666
9	2.022	1:16.041	9	3.356	1:17.165	9	3.333	1:16.417	9	4.225	1:17.246	9	4.234	1:15.675
20	1 Lap	1:22.800	24	1 Lap	1:23.302	27	1 Lap	1:22.625	2	5.037	1:17.654	2	5.260	1:15.889
2	3.324	1:16.057	2	3.779	1:16.286	2	3.737	1:16.398	23	5.269	1:17.701	23	5.587	1:15.984
23	4.317	1:15.630	23	4.428	1:15.942	23	3.922	1:15.934	11	6.367	1:16.553	11	5.862	1:15.161
6	1 Lap	1:23.214	11	5.981	1:16.055	11	6.168	1:16.627	10	1 Lap	1:23.826	10	1 Lap	1:21.008
11	5.757	1:15.577	21	1 Lap	1:24.525	24	1 Lap	1:23.019	27	1 Lap	1:23.443	27	1 Lap	1:21.052
44	10.926	1:17.204	20	1 Lap	1:23.014	21	1 Lap	1:21.578	66	2 Laps	1:31.778	44	15.995	1:17.358
46	1 Lap	1:22.342	6	1 Lap	1:21.605	44	13.681	1:17.972	44	14.303	1:16.976	3	20.733	1:17.784
3	16.930	1:16.987	44	12.149	1:17.054	20	1 Lap	1:22.215	24	1 Lap	1:22.171	85	25.617	1:19.818
85	18.997	1:17.322	3	16.913	1:15.814	3	17.030	1:16.557	21	1 Lap	1:22.321	24	1 Lap	1:26.264
78	1 Lap	1:23.272	46	1 Lap	1:21.574	6	1 Lap	1:22.280	3	18.615	1:17.939	21	1 Lap	1:23.995
49	1 Lap	1:22.971	85	19.997	1:16.831	85	20.446	1:16.889	20	1 Lap	1:22.294	20	1 Lap	1:23.287
99	26.472	1:18.228	78	1 Lap	1:22.535	46	1 Lap	1:23.183	85	21.465	1:17.373	6	1 Lap	1:22.127
22	1 Lap	1:25.226	99	29.462	1:18.821	99	31.542	1:18.520	6	1 Lap	1:21.921	66	2 Laps	1:32.368
33	29.193	1:17.849	33	32.025	1:18.663	78	1 Lap	1:22.796	46	1 Lap	1:21.888	99	36.233	1:18.379
69	1 Lap	1:24.212	49	1 Lap	1:24.061	33	33.681	1:18.096	99	33.520	1:18.332	33	37.191	1:17.939
25	37.024	1:17.506	22	1 Lap	1:26.450	49	1 Lap	1:22.769	33	34.918	1:17.591	25	42.922	1:17.759
88	37.878	1:17.650	69	1 Lap	1:21.595	25	40.172	1:18.060	78	1 Lap	1:22.572	78	1 Lap	1:21.996
32	57.668	1:20.898	25	38.552	1:17.359	88	46.962	1:22.669	25	40.829	1:17.011	46	1 Lap	1:32.938
70	57.987	1:21.817	88	40.733	1:18.686	22	1 Lap	1:27.322	49	1 Lap	1:23.422	88	52.241	1:19.108
66	1 Lap	1:30.669	32	1:02.135	1:20.298	69	1 Lap	1:27.200	88	48.799	1:18.191	49	1 Lap	1:23.814
10	1:11.244	1:20.674	70	1:02.771	1:20.615	32	1:06.099	1:20.404	22	1 Lap	1:24.092	22	1 Lap	1:27.719
27	1:13.139	1:21.127	66	1 Lap	1:29.007	70	1:06.729	1:20.398	69	1 Lap	1:24.099	32	1:15.512	1:20.923
45	1:15.046	1:33.557 P	10	1:16.250	1:20.837				32	1:10.255	1:20.510			
									70	1:10.686	1:20.311			

Weather / Track : Cloudy / Dry

Donington Park National
 Circuit Length = 1.9790 miles
 Start: 16:03 Flag 16:29 End: 16:30

Petro-Canada Lubricants Porsche Club Championship with Pirelli

RACE 6 - LAP CHART

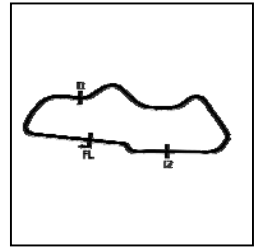
LAP 16 @ 16:23:59.945			LAP 17 @ 16:25:15.978			LAP 18 @ 16:26:32.254			LAP 19 @ 16:27:47.859			LAP 20 @ 16:29:06.187		
NO	BEHIND	LAP TIME	NO	BEHIND	LAP TIME	NO	BEHIND	LAP TIME	NO	BEHIND	LAP TIME	NO	BEHIND	LAP TIME
14		1:16.278	14		1:16.033	14		1:16.276	14		1:15.605	14		1:18.328
70	1 Lap	1:22.391	22	2 Laps	1:25.595	9	2.984	1:15.904	9	3.467	1:16.088	66	3 Laps	1:28.214
69	2 Laps	1:37.055	9	3.356	1:15.899	23	5.553	1:16.771	23	5.709	1:15.761	9	1.235	1:16.096
9	3.490	1:15.534	32	1 Lap	1:21.319	2	6.880	1:18.450	2	7.176	1:15.901	46	2 Laps	1:28.975
2	4.772	1:15.790	2	4.706	1:15.967	11	7.155	1:17.179	11	7.477	1:15.927	23	3.215	1:15.834
23	5.034	1:15.725	23	5.058	1:16.057	32	1 Lap	1:21.920	32	1 Lap	1:20.312	2	4.871	1:16.023
11	5.448	1:15.864	11	6.252	1:16.837	70	1 Lap	1:21.708	70	1 Lap	1:19.555	11	5.225	1:16.076
44	17.099	1:17.382	70	1 Lap	1:21.682	22	2 Laps	1:27.858	44	21.439	1:18.518	49	2 Laps	1:26.321
10	1 Lap	1:22.622	69	2 Laps	1:24.944	69	2 Laps	1:21.977	22	2 Laps	1:25.425	32	1 Lap	1:20.323
27	1 Lap	1:21.001	44	17.944	1:16.878	44	18.526	1:16.858	69	2 Laps	1:23.337	70	1 Lap	1:19.188
3	21.116	1:16.661	3	25.147	1:20.064	3	25.375	1:16.504	3	26.111	1:16.341	44	19.679	1:16.568
85	26.492	1:17.153	10	1 Lap	1:22.980	85	29.724	1:18.438	85	30.844	1:16.725	3	26.130	1:18.347
24	1 Lap	1:20.841	85	27.562	1:17.103	10	1 Lap	1:22.083	10	1 Lap	1:22.919	85	29.911	1:17.395
21	1 Lap	1:21.500	27	1 Lap	1:25.145	24	1 Lap	1:22.501	99	45.041	1:17.962	22	2 Laps	1:25.377
20	1 Lap	1:21.282	24	1 Lap	1:21.328	99	42.684	1:19.050	33	46.843	1:18.412	69	2 Laps	1:25.458
6	1 Lap	1:22.260	21	1 Lap	1:21.768	33	44.036	1:18.660	24	1 Lap	1:22.712	10	1 Lap	1:22.922
99	38.291	1:18.336	20	1 Lap	1:21.196	21	1 Lap	1:23.763	21	1 Lap	1:22.274	99	45.686	1:18.973
33	38.977	1:18.064	99	39.910	1:17.652	20	1 Lap	1:23.400	20	1 Lap	1:21.666	33	46.659	1:18.144
66	2 Laps	1:29.259	33	41.652	1:18.708	27	1 Lap	1:36.417	6	1 Lap	1:22.142	24	1 Lap	1:21.270
25	43.837	1:17.193	6	1 Lap	1:24.719	6	1 Lap	1:23.696	25	58.350	1:20.144	20	1 Lap	1:21.524
78	1 Lap	1:21.829	25	50.016	1:22.212	25	53.811	1:20.071	88	1:05.608	1:19.420	21	1 Lap	1:23.293
46	1 Lap	1:23.867	66	2 Laps	1:28.523	88	1:01.793	1:20.387	27	1 Lap	1:33.381	25	59.062	1:19.040
88	54.858	1:18.895	78	1 Lap	1:21.614	78	1 Lap	1:22.691	78	1 Lap	1:21.701	6	1 Lap	1:21.282
49	1 Lap	1:22.661	88	57.682	1:18.857	66	2 Laps	1:27.433				88	1:07.277	1:19.997
			46	1 Lap	1:22.749	46	1 Lap	1:21.912				78	1 Lap	1:22.545
			49	1 Lap	1:22.745	49	1 Lap	1:23.077				27	1 Lap	1:33.753

Weather / Track : Cloudy / Dry

Donington Park National
 Circuit Length = 1.9790 miles
 Start: 16:03 Flag 16:29 End: 16:30

Petro-Canada Lubricants Porsche Club Championship with Pirelli

RACE 6 - SECTOR ANALYSIS



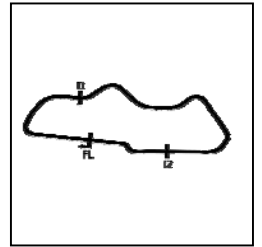
SECTOR 1 = FL to I1, SECTOR 2 = I1 to I2, SECTOR 3 = I2 to FL, DIFF = Difference To Personal Best Lap, P = Crossed Finish Line in Pit Lane, D = Time Disallowed

P1		14 1		Mark MCALEER		Porsche 997 C2S	
IDEAL LAP TIME : 1:15.166		BEST LAP TIME : 1:15.562		DIFFERENCE : 0.396			
LAP	SECTOR 1	SECTOR 2	SECTOR 3	LAP TIME	MPH	DIFF	TIME OF DAY
1 -		42.021	13.730	1:22.293	86.57	6.731	16:04:58.685
2 -	22.103	40.791	13.440	1:16.334	93.33	0.772	16:06:15.019
3 -	21.848	40.384	13.330	1:15.562 (1)	94.28		16:07:30.581
4 -	21.799	40.425	13.367	1:15.591 (2)	94.25	0.029	16:08:46.172
5 -	21.836	40.751	13.481	1:16.068	93.66	0.506	16:10:02.240
6 -	21.716	40.631	13.485	1:15.832	93.95	0.270	16:11:18.072
7 -	22.062	41.021	13.559	1:16.642	92.96	1.080	16:12:34.714
8 -	22.055	40.614	13.775	1:16.444	93.20	0.882	16:13:51.158
9 -	22.136	40.757	13.518	1:16.411	93.24	0.849	16:15:07.569
10 -	21.695	40.998	13.459	1:16.152	93.55	0.590	16:16:23.721
11 -	22.000	40.218	13.437	1:15.655	94.17	0.093	16:17:39.376
12 -	21.776	40.719	13.336	1:15.831	93.95	0.269	16:18:55.207
13 -	21.790	40.901	13.749	1:16.440	93.20	0.878	16:20:11.647
14 -	22.057	40.721	13.576	1:16.354	93.31	0.792	16:21:28.001
15 -	21.925	40.488	13.253	1:15.666	94.15	0.104	16:22:43.667
16 -	22.022	40.515	13.741	1:16.278	93.40	0.716	16:23:59.945
17 -	22.034	40.566	13.433	1:16.033	93.70	0.471	16:25:15.978
18 -	21.968	40.870	13.438	1:16.276	93.40	0.714	16:26:32.254
19 -	21.886	40.415	13.304	1:15.605 (3)	94.23	0.043	16:27:47.859
20 -	22.116	40.940	15.272	1:18.328	90.95	2.766	16:29:06.187

P2		9 1		Chris DYER		Porsche Cayman S	
IDEAL LAP TIME : 1:15.338		BEST LAP TIME : 1:15.534		DIFFERENCE : 0.196			
LAP	SECTOR 1	SECTOR 2	SECTOR 3	LAP TIME	MPH	DIFF	TIME OF DAY
1 -		42.339	13.473	1:22.795	86.05	7.261	16:04:59.187
2 -	22.062	40.753	13.451	1:16.266	93.41	0.732	16:06:15.453
3 -	21.886	40.799	13.659	1:16.344	93.32	0.810	16:07:31.797
4 -	21.989	40.680	13.395	1:16.064	93.66	0.530	16:08:47.861
5 -	21.930	40.843	13.478	1:16.251	93.43	0.717	16:10:04.112
6 -	21.986	40.841	13.421	1:16.248	93.44	0.714	16:11:20.360
7 -	21.983	40.961	13.407	1:16.351	93.31	0.817	16:12:36.711
8 -	21.862	40.793	13.353	1:16.008	93.73	0.474	16:13:52.719
9 -	22.397	40.829	13.286	1:16.512	93.11	0.978	16:15:09.231
10 -	21.820	41.017	13.289	1:16.126	93.59	0.592	16:16:25.357
11 -	21.849	40.926	13.266	1:16.041	93.69	0.507	16:17:41.398
12 -	21.991	41.174	14.000	1:17.165	92.32	1.631	16:18:58.563
13 -	21.940	40.505	13.972	1:16.417	93.23	0.883	16:20:14.980
14 -	22.260	41.786	13.200	1:17.246	92.23	1.712	16:21:32.226
15 -	21.850	40.507	13.318	1:15.675 (2)	94.14	0.141	16:22:47.901
16 -	22.016	40.403	13.115	1:15.534 (1)	94.32		16:24:03.435
17 -	21.853	40.692	13.354	1:15.899 (3)	93.87	0.365	16:25:19.334
18 -	21.959	40.680	13.265	1:15.904	93.86	0.370	16:26:35.238
19 -	21.854	40.884	13.350	1:16.088	93.63	0.554	16:27:51.326
20 -	21.869	40.746	13.481	1:16.096	93.62	0.562	16:29:07.422

Petro-Canada Lubricants Porsche Club Championship with Pirelli

RACE 6 - SECTOR ANALYSIS



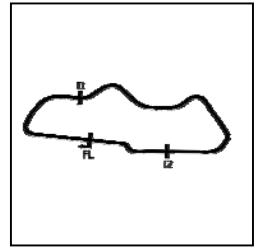
SECTOR 1 = FL to I1, SECTOR 2 = I1 to I2, SECTOR 3 = I2 to FL, DIFF = Difference To Personal Best Lap, P = Crossed Finish Line in Pit Lane, D = Time Disallowed

P3		23 1		Simon CLARK		Porsche Cayman S	
IDEAL LAP TIME : 1:15.054		BEST LAP TIME : 1:15.258		DIFFERENCE : 0.204			
LAP	SECTOR 1	SECTOR 2	SECTOR 3	LAP TIME	MPH	DIFF	TIME OF DAY
1 -		42.575	13.950	1:24.106	84.70	8.848	16:05:00.498
2 -	22.565	40.723	13.626	1:16.914	92.63	1.656	16:06:17.412
3 -	22.128	40.869	13.551	1:16.548	93.07	1.290	16:07:33.960
4 -	22.075	41.136	13.509	1:16.720	92.86	1.462	16:08:50.680
5 -	22.049	40.838	13.231	1:16.118	93.59	0.860	16:10:06.798
6 -	21.784	40.462	13.308	1:15.554 (2)	94.29	0.296	16:11:22.352
7 -	21.734	40.633	14.830	1:17.197	92.29	1.939	16:12:39.549
8 -	21.901	40.911	13.428	1:16.240	93.45	0.982	16:13:55.789
9 -	21.840	41.379	13.797	1:17.016	92.50	1.758	16:15:12.805
10 -	21.753	40.166	13.339	1:15.258 (1)	94.66		16:16:28.063
11 -	21.888	40.452	13.290	1:15.630 (3)	94.20	0.372	16:17:43.693
12 -	22.015	40.534	13.393	1:15.942	93.81	0.684	16:18:59.635
13 -	21.985	40.266	13.683	1:15.934	93.82	0.676	16:20:15.569
14 -	22.346	41.972	13.383	1:17.701	91.69	2.443	16:21:33.270
15 -	21.914	40.518	13.552	1:15.984	93.76	0.726	16:22:49.254
16 -	21.919	40.507	13.299	1:15.725	94.08	0.467	16:24:04.979
17 -	22.091	40.646	13.320	1:16.057	93.67	0.799	16:25:21.036
18 -	22.053	41.388	13.330	1:16.771	92.80	1.513	16:26:37.807
19 -	21.850	40.423	13.488	1:15.761	94.04	0.503	16:27:53.568
20 -	21.657	40.812	13.365	1:15.834	93.95	0.576	16:29:09.402

P4		2 1		Peter MORRIS		Porsche 997 C2S	
IDEAL LAP TIME : 1:15.244		BEST LAP TIME : 1:15.501		DIFFERENCE : 0.257			
LAP	SECTOR 1	SECTOR 2	SECTOR 3	LAP TIME	MPH	DIFF	TIME OF DAY
1 -		42.602	13.906	1:23.860	84.95	8.359	16:05:00.252
2 -	22.118	41.219	13.597	1:16.934	92.60	1.433	16:06:17.186
3 -	22.104	40.957	13.528	1:16.589	93.02	1.088	16:07:33.775
4 -	21.991	41.167	13.524	1:16.682	92.91	1.181	16:08:50.457
5 -	22.035	40.797	13.238	1:16.070	93.65	0.569	16:10:06.527
6 -	21.794	40.414	13.293	1:15.501 (1)	94.36		16:11:22.028
7 -	21.713	40.766	13.595	1:16.074	93.65	0.573	16:12:38.102
8 -	21.697	41.075	13.422	1:16.194	93.50	0.693	16:13:54.296
9 -	21.670	41.712	13.356	1:16.738	92.84	1.237	16:15:11.034
10 -	21.623	40.661	13.325	1:15.609 (2)	94.23	0.108	16:16:26.643
11 -	21.592	41.141	13.324	1:16.057	93.67	0.556	16:17:42.700
12 -	21.697	40.890	13.699	1:16.286	93.39	0.785	16:18:58.986
13 -	21.847	40.862	13.689	1:16.398	93.25	0.897	16:20:15.384
14 -	22.170	42.121	13.363	1:17.654	91.74	2.153	16:21:33.038
15 -	21.736	40.787	13.366	1:15.889	93.88	0.388	16:22:48.927
16 -	21.758	40.644	13.388	1:15.790 (3)	94.00	0.289	16:24:04.717
17 -	21.660	40.898	13.409	1:15.967	93.78	0.466	16:25:20.684
18 -	21.974	42.221	14.255	1:18.450	90.81	2.949	16:26:39.134
19 -	21.799	40.711	13.391	1:15.901	93.86	0.400	16:27:55.035
20 -	21.616	40.853	13.554	1:16.023	93.71	0.522	16:29:11.058

Petro-Canada Lubricants Porsche Club Championship with Pirelli

RACE 6 - SECTOR ANALYSIS



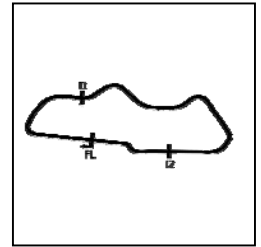
SECTOR 1 = FL to I1, SECTOR 2 = I1 to I2, SECTOR 3 = I2 to FL, DIFF = Difference To Personal Best Lap, P = Crossed Finish Line in Pit Lane, D = Time Disallowed

P5 11 1 James CALEY		Porsche 997 C2S					
IDEAL LAP TIME : 1:14.832		BEST LAP TIME : 1:15.161		DIFFERENCE : 0.329			
LAP	SECTOR 1	SECTOR 2	SECTOR 3	LAP TIME	MPH	DIFF	TIME OF DAY
1 -		42.837	14.079	1:24.651	84.16	9.490	16:05:01.043
2 -	22.368	41.366	13.549	1:17.283	92.18	2.122	16:06:18.326
3 -	21.866	40.735	13.439	1:16.040	93.69	0.879	16:07:34.366
4 -	22.004	41.612	13.342	1:16.958	92.57	1.797	16:08:51.324
5 -	21.812	40.864	13.363	1:16.039	93.69	0.878	16:10:07.363
6 -	21.908	40.461	13.024	1:15.393 (2)	94.50	0.232	16:11:22.756
7 -	21.727	40.658	14.564	1:16.949	92.58	1.788	16:12:39.705
8 -	22.146	41.626	13.403	1:17.175	92.31	2.014	16:13:56.880
9 -	21.735	41.448	13.332	1:16.515	93.11	1.354	16:15:13.395
10 -	21.779	40.887	13.495	1:16.161	93.54	1.000	16:16:29.556
11 -	21.985	40.427	13.165	1:15.577 (3)	94.26	0.416	16:17:45.133
12 -	21.548	41.323	13.184	1:16.055	93.67	0.894	16:19:01.188
13 -	22.092	41.403	13.132	1:16.627	92.97	1.466	16:20:17.815
14 -	21.694	41.530	13.329	1:16.553	93.06	1.392	16:21:34.368
15 -	21.594	40.260	13.307	1:15.161 (1)	94.79		16:22:49.529
16 -	22.077	40.496	13.291	1:15.864	93.91	0.703	16:24:05.393
17 -	21.993	41.345	13.499	1:16.837	92.72	1.676	16:25:22.230
18 -	21.994	40.950	14.235	1:17.179	92.31	2.018	16:26:39.409
19 -	22.225	40.469	13.233	1:15.927	93.83	0.766	16:27:55.336
20 -	21.674	40.785	13.617	1:16.076	93.65	0.915	16:29:11.412

P6 44 1 Jake MCALEER		Porsche Cayman S					
IDEAL LAP TIME : 1:15.880		BEST LAP TIME : 1:16.070		DIFFERENCE : 0.190			
LAP	SECTOR 1	SECTOR 2	SECTOR 3	LAP TIME	MPH	DIFF	TIME OF DAY
1 -		42.470	14.087	1:25.070	83.75	9.000	16:05:01.462
2 -	22.268	41.450	13.526	1:17.244	92.23	1.174	16:06:18.706
3 -	21.956	40.679	13.435	1:16.070 (1)	93.65		16:07:34.776
4 -	21.910	41.662	13.312	1:16.884	92.66	0.814	16:08:51.660
5 -	21.889	41.082	13.478	1:16.449	93.19	0.379	16:10:08.109
6 -	22.227	40.870	13.337	1:16.434 (3)	93.21	0.364	16:11:24.543
7 -	22.015	40.942	13.442	1:16.399 (2)	93.25	0.329	16:12:40.942
8 -	22.280	41.365	13.573	1:17.218	92.26	1.148	16:13:58.160
9 -	22.173	41.095	13.752	1:17.020	92.50	0.950	16:15:15.180
10 -	22.802	41.581	13.535	1:17.918	91.43	1.848	16:16:33.098
11 -	22.223	41.151	13.830	1:17.204	92.28	1.134	16:17:50.302
12 -	22.256	41.159	13.639	1:17.054	92.46	0.984	16:19:07.356
13 -	22.358	42.123	13.491	1:17.972	91.37	1.902	16:20:25.328
14 -	22.051	41.351	13.574	1:16.976	92.55	0.906	16:21:42.304
15 -	22.387	41.161	13.810	1:17.358	92.09	1.288	16:22:59.662
16 -	22.254	41.575	13.553	1:17.382	92.07	1.312	16:24:17.044
17 -	22.325	41.047	13.506	1:16.878	92.67	0.808	16:25:33.922
18 -	22.226	41.124	13.508	1:16.858	92.69	0.788	16:26:50.780
19 -	22.226	42.506	13.786	1:18.518	90.73	2.448	16:28:09.298
20 -	22.169	40.927	13.472	1:16.568	93.04	0.498	16:29:25.866

Petro-Canada Lubricants Porsche Club Championship with Pirelli

RACE 6 - SECTOR ANALYSIS



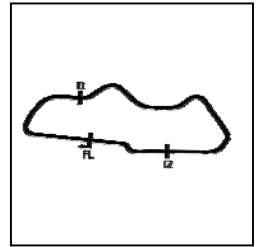
SECTOR 1 = FL to I1, SECTOR 2 = I1 to I2, SECTOR 3 = I2 to FL, DIFF = Difference To Personal Best Lap, P = Crossed Finish Line in Pit Lane, D = Time Disallowed

P7 3 1		Richard ELLIS		Porsche 996 C2			
IDEAL LAP TIME : 1:15.814		BEST LAP TIME : 1:15.814		DIFFERENCE : 0.000			
LAP	SECTOR 1	SECTOR 2	SECTOR 3	LAP TIME	MPH	DIFF	TIME OF DAY
1 -		43.374	14.160	1:27.110	81.78	11.296	16:05:03.502
2 -	23.259	42.485	13.391	1:19.135	90.03	3.321	16:06:22.637
3 -	22.405	40.847	13.471	1:16.723	92.86	0.909	16:07:39.360
4 -	22.463	41.857	13.285	1:17.605	91.80	1.791	16:08:56.965
5 -	22.275	40.862	13.271	1:16.408 (3)	93.24	0.594	16:10:13.373
6 -	22.189	41.438	13.311	1:16.938	92.60	1.124	16:11:30.311
7 -	22.428	40.982	13.262	1:16.672	92.92	0.858	16:12:46.983
8 -	22.236	42.372	13.228	1:17.836	91.53	2.022	16:14:04.819
9 -	22.137	41.741	13.347	1:17.225	92.25	1.411	16:15:22.044
10 -	22.095	41.666	13.514	1:17.275	92.19	1.461	16:16:39.319
11 -	22.290	41.332	13.365	1:16.987	92.54	1.173	16:17:56.306
12 -	22.034	40.609	13.171	1:15.814 (1)	93.97		16:19:12.120
13 -	22.102	40.821	13.634	1:16.557	93.06	0.743	16:20:28.677
14 -	22.252	41.918	13.769	1:17.939	91.41	2.125	16:21:46.616
15 -	22.164	42.386	13.234	1:17.784	91.59	1.970	16:23:04.400
16 -	22.245	41.122	13.294	1:16.661	92.93	0.847	16:24:21.061
17 -	22.550	42.677	14.837	1:20.064	88.98	4.250	16:25:41.125
18 -	22.427	40.868	13.209	1:16.504	93.12	0.690	16:26:57.629
19 -	22.200	40.827	13.314	1:16.341 (2)	93.32	0.527	16:28:13.970
20 -	22.348	42.757	13.242	1:18.347	90.93	2.533	16:29:32.317

P8 85 1		Richard BAYSTON		Porsche 996 C2			
IDEAL LAP TIME : 1:16.186		BEST LAP TIME : 1:16.725		DIFFERENCE : 0.539			
LAP	SECTOR 1	SECTOR 2	SECTOR 3	LAP TIME	MPH	DIFF	TIME OF DAY
1 -		43.074	14.521	1:26.868	82.01	10.143	16:05:03.260
2 -	23.684	43.240	13.692	1:20.616	88.37	3.891	16:06:23.876
3 -	22.224	41.392	13.582	1:17.198	92.29	0.473	16:07:41.074
4 -	22.202	41.558	13.436	1:17.196	92.29	0.471	16:08:58.270
5 -	22.456	41.462	13.672	1:17.590	91.82	0.865	16:10:15.860
6 -	22.214	41.099	13.600	1:16.913	92.63	0.188	16:11:32.773
7 -	22.174	41.186	13.366	1:16.726 (2)	92.85	0.001	16:12:49.499
8 -	22.080	41.687	13.558	1:17.325	92.13	0.600	16:14:06.824
9 -	21.980	41.203	13.577	1:16.760 (3)	92.81	0.035	16:15:23.584
10 -	22.324	41.231	13.912	1:17.467	91.97	0.742	16:16:41.051
11 -	22.060	41.127	14.135	1:17.322	92.14	0.597	16:17:58.373
12 -	22.187	41.401	13.243	1:16.831	92.73	0.106	16:19:15.204
13 -	21.920	41.407	13.562	1:16.889	92.66	0.164	16:20:32.093
14 -	22.123	41.536	13.714	1:17.373	92.08	0.648	16:21:49.466
15 -	22.182	43.082	14.554	1:19.818	89.26	3.093	16:23:09.284
16 -	22.410	41.175	13.568	1:17.153	92.34	0.428	16:24:26.437
17 -	21.861	41.313	13.929	1:17.103	92.40	0.378	16:25:43.540
18 -	22.102	42.392	13.944	1:18.438	90.83	1.713	16:27:01.978
19 -	22.230	41.269	13.226	1:16.725 (1)	92.85		16:28:18.703
20 -	22.068	41.137	14.190	1:17.395	92.05	0.670	16:29:36.098

Petro-Canada Lubricants Porsche Club Championship with Pirelli

RACE 6 - SECTOR ANALYSIS



SECTOR 1 = FL to I1, SECTOR 2 = I1 to I2, SECTOR 3 = I2 to FL, DIFF = Difference To Personal Best Lap, P = Crossed Finish Line in Pit Lane, D = Time Disallowed

P9 99 2		Richard STYRIN		Porsche Boxster S			
IDEAL LAP TIME : 1:17.387		BEST LAP TIME : 1:17.652		DIFFERENCE : 0.265			
LAP	SECTOR 1	SECTOR 2	SECTOR 3	LAP TIME	MPH	DIFF	TIME OF DAY
1 -		42.908	14.063	1:25.689	83.14	8.037	16:05:02.081
2 -	22.825	41.579	13.731	1:18.135	91.18	0.483	16:06:20.216
3 -			13.747	1:18.393	90.88	0.741	16:07:38.609
4 -	22.852	42.568	13.698	1:19.118	90.05	1.466	16:08:57.727
5 -			13.941	1:18.482	90.78	0.830	16:10:16.209
6 -	22.933	41.859	13.612	1:18.404	90.87	0.752	16:11:34.613
7 -	22.758	41.912	13.693	1:18.363	90.91	0.711	16:12:52.976
8 -	22.796	41.792	13.433	1:18.021	91.31	0.369	16:14:10.997
9 -	22.883	42.102	13.682	1:18.667	90.56	1.015	16:15:29.664
10 -	22.712	41.745	13.499	1:17.956 (2)	91.39	0.304	16:16:47.620
11 -			13.669	1:18.228	91.07	0.576	16:18:05.848
12 -	22.890	42.299	13.632	1:18.821	90.39	1.169	16:19:24.669
13 -	22.686	42.422	13.412	1:18.520	90.73	0.868	16:20:43.189
14 -	22.684	42.017	13.631	1:18.332	90.95	0.680	16:22:01.521
15 -	22.712	41.416	14.251	1:18.379	90.89	0.727	16:23:19.900
16 -			13.456	1:18.336	90.94	0.684	16:24:38.236
17 -			13.401	1:17.652 (1)	91.75		16:25:55.888
18 -	22.625	43.051	13.374	1:19.050	90.12	1.398	16:27:14.938
19 -	22.597	41.789	13.576	1:17.962 (3)	91.38	0.310	16:28:32.900
20 -	22.599	42.044	14.330	1:18.973	90.21	1.321	16:29:51.873

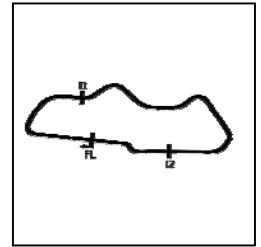
P10 33 2		Kevin MOLYNEAUX		Porsche Boxster S			
IDEAL LAP TIME : 1:17.152		BEST LAP TIME : 1:17.591		DIFFERENCE : 0.439			
LAP	SECTOR 1	SECTOR 2	SECTOR 3	LAP TIME	MPH	DIFF	TIME OF DAY
1 -		43.748	14.218	1:27.725	81.21	10.134	16:05:04.117
2 -	23.131	43.318	14.131	1:20.580	88.41	2.989	16:06:24.697
3 -	22.888	41.910	13.927	1:18.725	90.50	1.134	16:07:43.422
4 -	22.934	42.008	13.787	1:18.729	90.49	1.138	16:09:02.151
5 -	22.739	41.938	13.779	1:18.456	90.81	0.865	16:10:20.607
6 -	22.663	42.021	13.772	1:18.456	90.81	0.865	16:11:39.063
7 -	22.739	41.340	13.603	1:17.682 (2)	91.71	0.091	16:12:56.745
8 -	22.750	41.532	13.563	1:17.845 (3)	91.52	0.254	16:14:14.590
9 -	22.608	41.959	13.586	1:18.153	91.16	0.562	16:15:32.743
10 -	22.590	41.848	13.539	1:17.977	91.36	0.386	16:16:50.720
11 -	22.454	41.919	13.476	1:17.849	91.51	0.258	16:18:08.569
12 -	22.694	41.914	14.055	1:18.663	90.57	1.072	16:19:27.232
13 -	22.724	41.725	13.647	1:18.096	91.22	0.505	16:20:45.328
14 -	22.680	41.470	13.441	1:17.591 (1)	91.82		16:22:02.919
15 -	22.371	41.484	14.084	1:17.939	91.41	0.348	16:23:20.858
16 -	22.766	41.550	13.748	1:18.064	91.26	0.473	16:24:38.922
17 -	22.578	41.912	14.218	1:18.708	90.51	1.117	16:25:57.630
18 -	22.754	42.267	13.639	1:18.660	90.57	1.069	16:27:16.290
19 -	22.597	42.134	13.681	1:18.412	90.86	0.821	16:28:34.702
20 -	22.541	41.895	13.708	1:18.144	91.17	0.553	16:29:52.846

Weather / Track : Cloudy / Dry

Donington Park National
 Circuit Length = 1.9790 miles
 Start: 16:03 Flag 16:29 End: 16:30

Petro-Canada Lubricants Porsche Club Championship with Pirelli

RACE 6 - SECTOR ANALYSIS



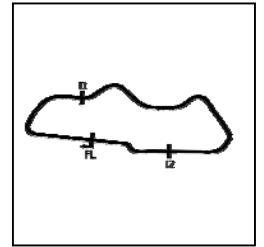
SECTOR 1 = FL to I1, SECTOR 2 = I1 to I2, SECTOR 3 = I2 to FL, DIFF = Difference To Personal Best Lap, P = Crossed Finish Line in Pit Lane, D = Time Disallowed

P11 25 2		Matthew KYLE-HENNEY		Porsche Boxster S			
IDEAL LAP TIME : 1:16.745		BEST LAP TIME : 1:17.011		DIFFERENCE : 0.266			
LAP	SECTOR 1	SECTOR 2	SECTOR 3	LAP TIME	MPH	DIFF	TIME OF DAY
1 -		46.934	14.779	1:34.583	75.32	17.572	16:05:10.975
2 -	23.640	42.911	13.702	1:20.253	88.77	3.242	16:06:31.228
3 -	22.889	41.410	13.613	1:17.912	91.44	0.901	16:07:49.140
4 -	22.519	41.296	14.449	1:18.264	91.03	1.253	16:09:07.404
5 -	22.903	42.207	13.770	1:18.880	90.32	1.869	16:10:26.284
6 -	22.708	42.203	14.254	1:19.165	89.99	2.154	16:11:45.449
7 -	22.708	41.808	13.713	1:18.229	91.07	1.218	16:13:03.678
8 -	22.550	41.773	13.779	1:18.102	91.22	1.091	16:14:21.780
9 -	22.515	41.974	13.879	1:18.368	90.91	1.357	16:15:40.148
10 -	22.685	42.325	13.736	1:18.746	90.47	1.735	16:16:58.894
11 -	22.525	41.391	13.590	1:17.506	91.92	0.495	16:18:16.400
12 -	22.291	41.628	13.440	1:17.359 (3)	92.09	0.348	16:19:33.759
13 -	23.435	41.223	13.402	1:18.060	91.27	1.049	16:20:51.819
14 -	22.417	41.052	13.542	1:17.011 (1)	92.51		16:22:08.830
15 -	22.436	41.327	13.996	1:17.759	91.62	0.748	16:23:26.589
16 -	22.642	41.103	13.448	1:17.193 (2)	92.29	0.182	16:24:43.782
17 -	24.621	43.504	14.087	1:22.212	86.66	5.201	16:26:05.994
18 -	23.146	42.806	14.119	1:20.071	88.97	3.060	16:27:26.065
19 -	23.340	42.880	13.924	1:20.144	88.89	3.133	16:28:46.209
20 -	22.912	42.103	14.025	1:19.040	90.13	2.029	16:30:05.249

P12 88 2		Paul SIMPSON		Porsche Boxster S			
IDEAL LAP TIME : 1:18.709		BEST LAP TIME : 1:17.650		DIFFERENCE : -1.059			
LAP	SECTOR 1	SECTOR 2	SECTOR 3	LAP TIME	MPH	DIFF	TIME OF DAY
1 -			14.237	1:32.510	77.01	14.860	16:05:08.902
2 -			14.278	1:19.664	89.43	2.014	16:06:28.566
3 -			14.005	1:19.169	89.99	1.519	16:07:47.735
4 -			14.912	1:19.155	90.00	1.505	16:09:06.890
5 -			13.992	1:19.171	89.99	1.521	16:10:26.061
6 -			14.010	1:18.811	90.40	1.161	16:11:44.872
7 -			13.587	1:18.338	90.94	0.688	16:13:03.210
8 -			13.642	1:18.101 (2)	91.22	0.451	16:14:21.311
9 -			14.025	1:18.587	90.65	0.937	16:15:39.898
10 -			13.659	1:19.706	89.38	2.056	16:16:59.604
11 -			13.679	1:17.650 (1)	91.75		16:18:17.254
12 -			14.442	1:18.686	90.54	1.036	16:19:35.940
13 -			13.969	1:22.669	86.18	5.019	16:20:58.609
14 -			13.819	1:18.191 (3)	91.11	0.541	16:22:16.800
15 -			13.905	1:19.108	90.06	1.458	16:23:35.908
16 -			13.635	1:18.895	90.30	1.245	16:24:54.803
17 -	22.963	42.159	13.735	1:18.857	90.34	1.207	16:26:13.660
18 -			14.156	1:20.387	88.62	2.737	16:27:34.047
19 -			14.061	1:19.420	89.70	1.770	16:28:53.467
20 -			14.259	1:19.997	89.06	2.347	16:30:13.464

Petro-Canada Lubricants Porsche Club Championship with Pirelli

RACE 6 - SECTOR ANALYSIS



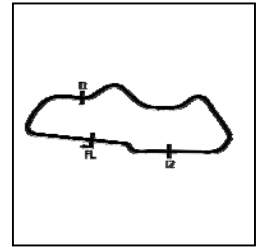
SECTOR 1 = FL to I1, SECTOR 2 = I1 to I2, SECTOR 3 = I2 to FL, DIFF = Difference To Personal Best Lap, P = Crossed Finish Line in Pit Lane, D = Time Disallowed

P13 32 3		William HESLOP		Porsche Boxster S			
IDEAL LAP TIME : 1:19.581		BEST LAP TIME : 1:20.143		DIFFERENCE : 0.562			
LAP	SECTOR 1	SECTOR 2	SECTOR 3	LAP TIME	MPH	DIFF	TIME OF DAY
1 -		47.255	14.350	1:33.349	76.32	13.206	16:05:09.741
2 -	23.470	43.360	14.330	1:21.160	87.78	1.017	16:06:30.901
3 -	23.754	43.555	14.526	1:21.835	87.06	1.692	16:07:52.736
4 -	24.093	43.206	14.298	1:21.597	87.31	1.454	16:09:14.333
5 -	23.521	42.821	14.028	1:20.370	88.64	0.227	16:10:34.703
6 -	23.495	42.696	13.952	1:20.143 (1)	88.89		16:11:54.846
7 -	23.254	42.776	14.336	1:20.366	88.65	0.223	16:13:15.212
8 -	23.583	42.650	13.948	1:20.181 (2)	88.85	0.038	16:14:35.393
9 -	23.435	42.764	14.011	1:20.210 (3)	88.82	0.067	16:15:55.603
10 -	23.382	43.162	13.999	1:20.543	88.45	0.400	16:17:16.146
11 -	23.195	43.551	14.152	1:20.898	88.06	0.755	16:18:37.044
12 -	23.473	42.850	13.975	1:20.298	88.72	0.155	16:19:57.342
13 -	23.329	43.105	13.970	1:20.404	88.61	0.261	16:21:17.746
14 -	23.422	43.022	14.066	1:20.510	88.49	0.367	16:22:38.256
15 -	23.704	43.483	13.736	1:20.923	88.04	0.780	16:23:59.179
16 -	23.667	42.782	14.870	1:21.319	87.61	1.176	16:25:20.498
17 -	25.059	42.982	13.879	1:21.920	86.97	1.777	16:26:42.418
18 -	23.392	42.906	14.014	1:20.312	88.71	0.169	16:28:02.730
19 -	23.374	42.830	14.119	1:20.323	88.69	0.180	16:29:23.053

P14 70 2		Angus ARCHER		Porsche Boxster S			
IDEAL LAP TIME : 1:19.122		BEST LAP TIME : 1:19.188		DIFFERENCE : 0.066			
LAP	SECTOR 1	SECTOR 2	SECTOR 3	LAP TIME	MPH	DIFF	TIME OF DAY
1 -		47.940	14.804	1:34.756	75.18	15.568	16:05:11.148
2 -	23.901	43.938	14.165	1:22.004	86.88	2.816	16:06:33.152
3 -	23.007	43.121	14.079	1:20.207	88.82	1.019	16:07:53.359
4 -	23.189	42.575	14.034	1:19.798 (3)	89.28	0.610	16:09:13.157
5 -	23.090	42.881	13.932	1:19.903	89.16	0.715	16:10:33.060
6 -	23.124	42.948	14.015	1:20.087	88.96	0.899	16:11:53.147
7 -	23.088	43.173	14.464	1:20.725	88.25	1.537	16:13:13.872
8 -	23.230	43.035	14.194	1:20.459	88.54	1.271	16:14:34.331
9 -	23.130	43.032	14.120	1:20.282	88.74	1.094	16:15:54.613
10 -	23.220	43.733	13.980	1:20.933	88.03	1.745	16:17:15.546
11 -	22.962	44.758	14.097	1:21.817	87.08	2.629	16:18:37.363
12 -	23.679	42.919	14.017	1:20.615	88.37	1.427	16:19:57.978
13 -	23.146	43.191	14.061	1:20.398	88.61	1.210	16:21:18.376
14 -	23.307	42.864	14.140	1:20.311	88.71	1.123	16:22:38.687
15 -	23.763	43.201	15.427	1:22.391	86.47	3.203	16:24:01.078
16 -	23.029	44.091	14.562	1:21.682	87.22	2.494	16:25:22.760
17 -	23.310	43.510	14.888	1:21.708	87.19	2.520	16:26:44.468
18 -	23.047	42.658	13.850	1:19.555 (2)	89.55	0.367	16:28:04.023
19 -	22.869	42.403	13.916	1:19.188 (1)	89.97		16:29:23.211

Petro-Canada Lubricants Porsche Club Championship with Pirelli

RACE 6 - SECTOR ANALYSIS



SECTOR 1 = FL to I1, SECTOR 2 = I1 to I2, SECTOR 3 = I2 to FL, DIFF = Difference To Personal Best Lap, P = Crossed Finish Line in Pit Lane, D = Time Disallowed

P15 10 2		Julian MORRIS		Porsche Boxster S			
IDEAL LAP TIME : 1:19.586		BEST LAP TIME : 1:19.824		DIFFERENCE : 0.238			
LAP	SECTOR 1	SECTOR 2	SECTOR 3	LAP TIME	MPH	DIFF	TIME OF DAY
1 -		48.157	14.899	1:34.191	75.64	14.367	16:05:10.583
2 -	23.967	45.489	14.912	1:24.368	84.44	4.544	16:06:34.951
3 -	23.900	44.266	14.370	1:22.536	86.32	2.712	16:07:57.487
4 -	23.716	44.948	14.838	1:23.502	85.32	3.678	16:09:20.989
5 -	23.592	44.210	14.220	1:22.022	86.86	2.198	16:10:43.011
6 -	23.533	44.330	14.320	1:22.183	86.69	2.359	16:12:05.194
7 -	23.649	44.218	13.936	1:21.803	87.09	1.979	16:13:26.997
8 -	23.415	43.896	14.385	1:21.696	87.20	1.872	16:14:48.693
9 -	23.425	43.771	14.233	1:21.429	87.49	1.605	16:16:10.122
10 -	22.764	43.213	13.847	1:19.824 (1)	89.25		16:17:29.946
11 -	23.182	42.975	14.517	1:20.674 (2)	88.31	0.850	16:18:50.620
12 -	23.061	43.681	14.095	1:20.837 (3)	88.13	1.013	16:20:11.457
13 -	24.065	45.626	14.135	1:23.826	84.99	4.002	16:21:35.283
14 -	22.913	43.959	14.136	1:21.008	87.94	1.184	16:22:56.291
15 -	23.238	45.000	14.384	1:22.622	86.23	2.798	16:24:18.913
16 -	23.169	44.248	15.563	1:22.980	85.85	3.156	16:25:41.893
17 -	23.067	44.406	14.610	1:22.083	86.79	2.259	16:27:03.976
18 -	23.593	44.607	14.719	1:22.919	85.92	3.095	16:28:26.895
19 -	23.932	44.458	14.532	1:22.922	85.91	3.098	16:29:49.817

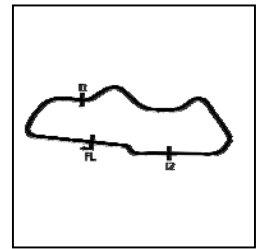
P16 24 2		Carl HAZELTON		Porsche Boxster S			
IDEAL LAP TIME : 1:21.317		BEST LAP TIME : 1:20.841		DIFFERENCE : -0.476			
LAP	SECTOR 1	SECTOR 2	SECTOR 3	LAP TIME	MPH	DIFF	TIME OF DAY
1 -		47.844	15.717	1:37.158	73.33	16.317	16:05:13.550
2 -			15.090	1:24.932	83.88	4.091	16:06:38.482
3 -			14.302	1:22.271	86.59	1.430	16:08:00.753
4 -	23.421	44.308	14.594	1:22.323	86.54	1.482	16:09:23.076
5 -	23.603	44.282	14.620	1:22.505	86.35	1.664	16:10:45.581
6 -			14.562	1:22.358	86.50	1.517	16:12:07.939
7 -	23.556	43.930	14.169	1:21.655	87.25	0.814	16:13:29.594
8 -			14.129	1:21.841	87.05	1.000	16:14:51.435
9 -	23.367	44.217	14.175	1:21.759	87.14	0.918	16:16:13.194
10 -	23.614	44.080	14.593	1:22.287	86.58	1.446	16:17:35.481
11 -	24.123	44.587	14.592	1:23.302	85.52	2.461	16:18:58.783
12 -			14.171	1:23.019	85.81	2.178	16:20:21.802
13 -			14.374	1:22.171	86.70	1.330	16:21:43.973
14 -	23.395	47.380	15.489	1:26.264	82.59	5.423	16:23:10.237
15 -			14.020	1:20.841 (1)	88.13		16:24:31.078
16 -			14.164	1:21.328 (3)	87.60	0.487	16:25:52.406
17 -			14.303	1:22.501	86.35	1.660	16:27:14.907
18 -			14.359	1:22.712	86.13	1.871	16:28:37.619
19 -			14.345	1:21.270 (2)	87.66	0.429	16:29:58.889

Weather / Track : Cloudy / Dry

Donington Park National
 Circuit Length = 1.9790 miles
 Start: 16:03 Flag 16:29 End: 16:30

Petro-Canada Lubricants Porsche Club Championship with Pirelli

RACE 6 - SECTOR ANALYSIS



SECTOR 1 = FL to I1, SECTOR 2 = I1 to I2, SECTOR 3 = I2 to FL, DIFF = Difference To Personal Best Lap, P = Crossed Finish Line in Pit Lane, D = Time Disallowed

P17 20 1		John ALEXANDER		Porsche Cayman S			
IDEAL LAP TIME : 1:20.441		BEST LAP TIME : 1:21.196		DIFFERENCE : 0.755			
LAP	SECTOR 1	SECTOR 2	SECTOR 3	LAP TIME	MPH	DIFF	TIME OF DAY
1 -		49.494	15.636	1:39.837	71.36	18.641	16:05:16.229
2 -	24.390	45.482	15.082	1:24.954	83.86	3.758	16:06:41.183
3 -	24.424	46.343	14.409	1:25.176	83.64	3.980	16:08:06.359
4 -	23.589	44.887	14.406	1:22.882	85.96	1.686	16:09:29.241
5 -	23.781	43.545	14.228	1:21.554	87.36	0.358	16:10:50.795
6 -	23.575	44.919	14.143	1:22.637	86.21	1.441	16:12:13.432
7 -	23.342	44.078	14.126	1:21.546	87.36	0.350	16:13:34.978
8 -	23.199	44.558	14.230	1:21.987	86.89	0.791	16:14:56.965
9 -	23.839	44.096	13.875	1:21.810	87.08	0.614	16:16:18.775
10 -	23.284	43.723	15.793	1:22.800	86.04	1.604	16:17:41.575
11 -	23.832	45.168	14.014	1:23.014	85.82	1.818	16:19:04.589
12 -	23.217	44.778	14.220	1:22.215	86.65	1.019	16:20:26.804
13 -	23.277	44.793	14.224	1:22.294	86.57	1.098	16:21:49.098
14 -	23.579	43.754	15.954	1:23.287	85.54	2.091	16:23:12.385
15 -	23.557	43.619	14.106	1:21.282 (2)	87.65	0.086	16:24:33.667
16 -	23.284	43.575	14.337	1:21.196 (1)	87.74		16:25:54.863
17 -	23.542	45.354	14.504	1:23.400	85.42	2.204	16:27:18.263
18 -	23.828	43.367	14.471	1:21.666	87.24	0.470	16:28:39.929
19 -	23.400	44.158	13.966	1:21.524 (3)	87.39	0.328	16:30:01.453

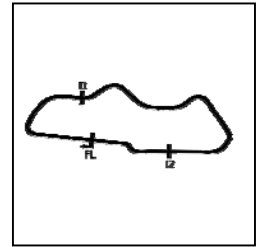
P18 21 3		Alistair NELSON		Porsche Boxster S			
IDEAL LAP TIME : 1:21.245		BEST LAP TIME : 1:21.500		DIFFERENCE : 0.255			
LAP	SECTOR 1	SECTOR 2	SECTOR 3	LAP TIME	MPH	DIFF	TIME OF DAY
1 -		47.560	15.011	1:35.725	74.42	14.225	16:05:12.117
2 -	24.468	44.411	15.196	1:24.075	84.74	2.575	16:06:36.192
3 -	24.443	44.230	14.604	1:23.277	85.55	1.777	16:07:59.469
4 -	24.127	44.230	14.588	1:22.945	85.89	1.445	16:09:22.414
5 -	23.957	44.018	14.705	1:22.680	86.17	1.180	16:10:45.094
6 -	23.609	44.107	14.329	1:22.045	86.83	0.545	16:12:07.139
7 -	23.625	44.071	14.167	1:21.863	87.03	0.363	16:13:29.002
8 -	24.872	43.997	14.471	1:23.340	85.48	1.840	16:14:52.342
9 -	23.993	43.939	15.217	1:23.149	85.68	1.649	16:16:15.491
10 -	23.748	44.270	14.520	1:22.538	86.31	1.038	16:17:38.029
11 -	24.460	45.692	14.373	1:24.525	84.29	3.025	16:19:02.554
12 -	23.659	43.652	14.267	1:21.578 (2)	87.33	0.078	16:20:24.132
13 -	24.151	43.780	14.390	1:22.321	86.54	0.821	16:21:46.453
14 -	23.561	45.519	14.915	1:23.995	84.82	2.495	16:23:10.448
15 -	23.770	43.517	14.213	1:21.500 (1)	87.41		16:24:31.948
16 -	23.782	43.754	14.232	1:21.768 (3)	87.13	0.268	16:25:53.716
17 -	23.680	45.606	14.477	1:23.763	85.05	2.263	16:27:17.479
18 -	23.697	43.910	14.667	1:22.274	86.59	0.774	16:28:39.753
19 -	24.203	44.413	14.677	1:23.293	85.53	1.793	16:30:03.046

Weather / Track : Cloudy / Dry

Donington Park National
Circuit Length = 1.9790 miles
Start: 16:03 Flag 16:29 End: 16:30

Petro-Canada Lubricants Porsche Club Championship with Pirelli

RACE 6 - SECTOR ANALYSIS



SECTOR 1 = FL to I1, SECTOR 2 = I1 to I2, SECTOR 3 = I2 to FL, DIFF = Difference To Personal Best Lap, P = Crossed Finish Line in Pit Lane, D = Time Disallowed

P19 6 3		Mike THOMPSON		Porsche Boxster S			
IDEAL LAP TIME : 1:20.894		BEST LAP TIME : 1:21.282		DIFFERENCE : 0.388			
LAP	SECTOR 1	SECTOR 2	SECTOR 3	LAP TIME	MPH	DIFF	TIME OF DAY
1 -		47.860	15.306	1:37.169	73.32	15.887	16:05:13.561
2 -	24.486	45.116	15.097	1:24.699	84.11	3.417	16:06:38.260
3 -			14.690	1:23.877	84.94	2.595	16:08:02.137
4 -	24.191	44.796	14.629	1:23.616	85.20	2.334	16:09:25.753
5 -	24.479	45.464	14.769	1:24.712	84.10	3.430	16:10:50.465
6 -	24.206	45.783	14.413	1:24.402	84.41	3.120	16:12:14.867
7 -	24.091	43.954	14.448	1:22.493	86.36	1.211	16:13:37.360
8 -	23.950	44.206	14.290	1:22.446	86.41	1.164	16:14:59.806
9 -	23.785	43.446	14.694	1:21.925	86.96	0.643	16:16:21.731
10 -	24.575	44.292	14.347	1:23.214	85.61	1.932	16:17:44.945
11 -	23.602	43.461	14.542	1:21.605 (2)	87.30	0.323	16:19:06.550
12 -	24.017	43.720	14.543	1:22.280	86.59	0.998	16:20:28.830
13 -	23.654	43.686	14.581	1:21.921 (3)	86.96	0.639	16:21:50.751
14 -	23.900	43.760	14.467	1:22.127	86.75	0.845	16:23:12.878
15 -	23.827	44.144	14.289	1:22.260	86.61	0.978	16:24:35.138
16 -	23.781	44.515	16.423	1:24.719	84.09	3.437	16:25:59.857
17 -	24.508	44.821	14.367	1:23.696	85.12	2.414	16:27:23.553
18 -	23.900	43.767	14.475	1:22.142	86.73	0.860	16:28:45.695
19 -	23.990	43.262	14.030	1:21.282 (1)	87.65		16:30:06.977

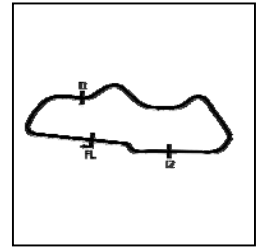
P20 78 3		Richard FORBER		Porsche Boxster S			
IDEAL LAP TIME : 1:21.413		BEST LAP TIME : 1:21.614		DIFFERENCE : 0.201			
LAP	SECTOR 1	SECTOR 2	SECTOR 3	LAP TIME	MPH	DIFF	TIME OF DAY
1 -		48.181	15.161	1:38.446	72.37	16.832	16:05:14.838
2 -	24.647	45.721	16.147	1:26.515	82.35	4.901	16:06:41.353
3 -	24.418	47.979	14.840	1:27.237	81.66	5.623	16:08:08.590
4 -	24.264	44.623	14.739	1:23.626	85.19	2.012	16:09:32.216
5 -	24.045	44.618	19.735	1:28.398	80.59	6.784	16:11:00.614
6 -	25.361	44.759	14.884	1:25.004	83.81	3.390	16:12:25.618
7 -	24.192	44.719	14.552	1:23.463	85.36	1.849	16:13:49.081
8 -	24.267	45.144	14.346	1:23.757	85.06	2.143	16:15:12.838
9 -	23.739	44.761	14.391	1:22.891	85.95	1.277	16:16:35.729
10 -	23.638	44.502	15.132	1:23.272	85.55	1.658	16:17:59.001
11 -	23.615	44.316	14.604	1:22.535	86.32	0.921	16:19:21.536
12 -	23.857	44.574	14.365	1:22.796	86.05	1.182	16:20:44.332
13 -	24.218	43.954	14.400	1:22.572	86.28	0.958	16:22:06.904
14 -	23.625	43.927	14.444	1:21.996	86.89	0.382	16:23:28.900
15 -	23.845	43.805	14.179	1:21.829 (3)	87.06	0.215	16:24:50.729
16 -	23.510	43.804	14.300	1:21.614 (1)	87.29		16:26:12.343
17 -	23.748	44.689	14.254	1:22.691	86.15	1.077	16:27:35.034
18 -	23.430	44.046	14.225	1:21.701 (2)	87.20	0.087	16:28:56.735
19 -	23.846	44.343	14.356	1:22.545	86.31	0.931	16:30:19.280

Weather / Track : Cloudy / Dry

Donington Park National
 Circuit Length = 1.9790 miles
 Start: 16:03 Flag 16:29 End: 16:30

Petro-Canada Lubricants Porsche Club Championship with Pirelli

RACE 6 - SECTOR ANALYSIS



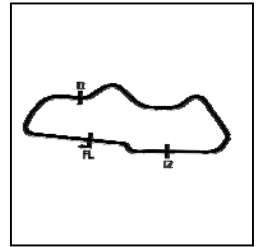
SECTOR 1 = FL to I1, SECTOR 2 = I1 to I2, SECTOR 3 = I2 to FL, DIFF = Difference To Personal Best Lap, P = Crossed Finish Line in Pit Lane, D = Time Disallowed

P21 27 2		Kevin LUDFORD		Porsche Boxster S			
IDEAL LAP TIME : 1:20.387		BEST LAP TIME : 1:20.855		DIFFERENCE : 0.468			
LAP	SECTOR 1	SECTOR 2	SECTOR 3	LAP TIME	MPH	DIFF	TIME OF DAY
1 -		47.914	14.802	1:35.274	74.78	14.419	16:05:11.666
2 -	24.119	44.587	15.654	1:24.360	84.45	3.505	16:06:36.026
3 -			14.544	1:22.195	86.67	1.340	16:07:58.221
4 -			15.791	1:23.997	84.82	3.142	16:09:22.218
5 -	23.495	44.288	14.719	1:22.502	86.35	1.647	16:10:44.720
6 -	23.499	43.865	14.348	1:21.712	87.19	0.857	16:12:06.432
7 -			14.112	1:21.511	87.40	0.656	16:13:27.943
8 -	23.242	43.465	14.460	1:21.167	87.77	0.312	16:14:49.110
9 -	23.408	43.721	14.294	1:21.423	87.50	0.568	16:16:10.533
10 -			14.391	1:20.855 (1)	88.11		16:17:31.388
11 -	23.161	43.136	14.830	1:21.127	87.82	0.272	16:18:52.515
12 -	23.139	45.090	14.396	1:22.625	86.22	1.770	16:20:15.140
13 -	23.713	45.451	14.279	1:23.443	85.38	2.588	16:21:38.583
14 -	23.333	43.364	14.355	1:21.052 (3)	87.90	0.197	16:22:59.635
15 -	23.521	43.359	14.121	1:21.001 (2)	87.95	0.146	16:24:20.636
16 -	23.719	44.594	16.832	1:25.145	83.67	4.290	16:25:45.781
17 -	26.985	53.220	16.212	1:36.417	73.89	15.562	16:27:22.198
18 -	28.025	49.031	16.325	1:33.381	76.29	12.526	16:28:55.579
19 -			17.131	1:33.753	75.99	12.898	16:30:29.332

P22 46 3		Ashley WHITE		Porsche Boxster S			
IDEAL LAP TIME : 1:21.382		BEST LAP TIME : 1:21.574		DIFFERENCE : 0.192			
LAP	SECTOR 1	SECTOR 2	SECTOR 3	LAP TIME	MPH	DIFF	TIME OF DAY
1 -		48.804	15.841	1:38.453	72.36	16.879	16:05:14.845
2 -	24.899	46.477	15.719	1:27.095	81.80	5.521	16:06:41.940
3 -	24.107	47.483	14.817	1:26.407	82.45	4.833	16:08:08.347
4 -	24.098	44.022	14.636	1:22.756	86.09	1.182	16:09:31.103
5 -	23.955	44.697	14.725	1:23.377	85.45	1.803	16:10:54.480
6 -	23.804	44.385	14.952	1:23.141	85.69	1.567	16:12:17.621
7 -	24.072	44.385	14.953	1:23.410	85.41	1.836	16:13:41.031
8 -	23.873	44.139	15.229	1:23.241	85.59	1.667	16:15:04.272
9 -	23.970	44.696	15.306	1:23.972	84.84	2.398	16:16:28.244
10 -	23.941	43.655	14.746	1:22.342	86.52	0.768	16:17:50.586
11 -	23.766	43.356	14.452	1:21.574 (1)	87.33		16:19:12.160
12 -	23.574	45.099	14.510	1:23.183	85.65	1.609	16:20:35.343
13 -	23.833	43.562	14.493	1:21.888 (2)	87.00	0.314	16:21:57.231
14 -	23.692	43.798	25.448	1:32.938	76.66	11.364	16:23:30.169
15 -	25.114	44.076	14.677	1:23.867	84.95	2.293	16:24:54.036
16 -	24.089	44.051	14.609	1:22.749	86.09	1.175	16:26:16.785
17 -	23.781	43.428	14.703	1:21.912 (3)	86.97	0.338	16:27:38.697
18 -	24.153	47.204	17.618	1:28.975	80.07	7.401	16:29:07.672

Petro-Canada Lubricants Porsche Club Championship with Pirelli

RACE 6 - SECTOR ANALYSIS



SECTOR 1 = FL to I1, SECTOR 2 = I1 to I2, SECTOR 3 = I2 to FL, DIFF = Difference To Personal Best Lap, P = Crossed Finish Line in Pit Lane, D = Time Disallowed

P23 49 3		Steven SHORE		Porsche Boxster S			
IDEAL LAP TIME : 1:22.471		BEST LAP TIME : 1:22.661		DIFFERENCE : 0.190			
LAP	SECTOR 1	SECTOR 2	SECTOR 3	LAP TIME	MPH	DIFF	TIME OF DAY
1 -		48.331	15.493	1:38.160	72.58	15.499	16:05:14.552
2 -	24.626	46.178	15.310	1:26.114	82.73	3.453	16:06:40.666
3 -	24.369	45.189	14.951	1:24.509	84.30	1.848	16:08:05.175
4 -	24.273	45.126	15.753	1:25.152	83.66	2.491	16:09:30.327
5 -	24.594	45.434	20.761	1:30.789	78.47	8.128	16:11:01.116
6 -	25.377	45.708	14.567	1:25.652	83.18	2.991	16:12:26.768
7 -	24.538	45.176	14.657	1:24.371	84.44	1.710	16:13:51.139
8 -	24.135	45.948	14.998	1:25.081	83.73	2.420	16:15:16.220
9 -	24.259	45.077	15.267	1:24.603	84.21	1.942	16:16:40.823
10 -	24.148	44.389	14.434	1:22.971	85.86	0.310	16:18:03.794
11 -	23.917	44.902	15.242	1:24.061	84.75	1.400	16:19:27.855
12 -	23.872	44.525	14.372	1:22.769 (3)	86.07	0.108	16:20:50.624
13 -	24.404	44.689	14.329	1:23.422	85.40	0.761	16:22:14.046
14 -	23.959	45.455	14.400	1:23.814	85.00	1.153	16:23:37.860
15 -	24.062	44.298	14.301	1:22.661 (1)	86.19		16:25:00.521
16 -	23.984	44.324	14.437	1:22.745 (2)	86.10	0.084	16:26:23.266
17 -	24.095	44.439	14.543	1:23.077	85.75	0.416	16:27:46.343
18 -	25.043	45.812	15.466	1:26.321	82.53	3.660	16:29:12.664

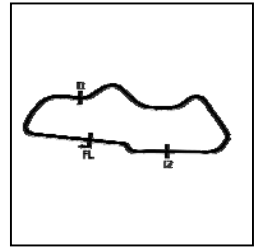
P24 22 3		Peter EVANS		Porsche Boxster S			
IDEAL LAP TIME : 1:23.689		BEST LAP TIME : 1:24.092		DIFFERENCE : 0.403			
LAP	SECTOR 1	SECTOR 2	SECTOR 3	LAP TIME	MPH	DIFF	TIME OF DAY
1 -		49.655	15.970	1:40.762	70.70	16.670	16:05:17.154
2 -	25.248	46.465	15.364	1:27.077	81.82	2.985	16:06:44.231
3 -	24.916	45.874	15.111	1:25.901	82.94	1.809	16:08:10.132
4 -	24.526	45.052	14.858	1:24.436 (2)	84.37	0.344	16:09:34.568
5 -	24.612	45.535	16.065	1:26.212	82.64	2.120	16:11:00.780
6 -	24.602	45.251	14.950	1:24.803	84.01	0.711	16:12:25.583
7 -	25.024	45.117	14.532	1:24.673 (3)	84.14	0.581	16:13:50.256
8 -	24.680	45.634	14.851	1:25.165	83.65	1.073	16:15:15.421
9 -	24.280	46.588	14.919	1:25.787	83.05	1.695	16:16:41.208
10 -	24.497	45.357	15.372	1:25.226	83.59	1.134	16:18:06.434
11 -	25.287	46.355	14.808	1:26.450	82.41	2.358	16:19:32.884
12 -	25.057	46.701	15.564	1:27.322	81.59	3.230	16:21:00.206
13 -	24.329	44.877	14.886	1:24.092 (1)	84.72		16:22:24.298
14 -	26.636	45.796	15.287	1:27.719	81.22	3.627	16:23:52.017
15 -	25.064	45.466	15.065	1:25.595	83.23	1.503	16:25:17.612
16 -	24.881	47.129	15.848	1:27.858	81.09	3.766	16:26:45.470
17 -	24.815	45.504	15.106	1:25.425	83.40	1.333	16:28:10.895
18 -	24.619	45.818	14.940	1:25.377	83.44	1.285	16:29:36.272

Weather / Track : Cloudy / Dry

Donington Park National
 Circuit Length = 1.9790 miles
 Start: 16:03 Flag 16:29 End: 16:30

Petro-Canada Lubricants Porsche Club Championship with Pirelli

RACE 6 - SECTOR ANALYSIS



SECTOR 1 = FL to I1, SECTOR 2 = I1 to I2, SECTOR 3 = I2 to FL, DIFF = Difference To Personal Best Lap, P = Crossed Finish Line in Pit Lane, D = Time Disallowed

P25 69 2		Jon NEWALL		Porsche Boxster S			
IDEAL LAP TIME : 1:21.403		BEST LAP TIME : 1:21.595		DIFFERENCE : 0.192			
LAP	SECTOR 1	SECTOR 2	SECTOR 3	LAP TIME	MPH	DIFF	TIME OF DAY
1 -		50.075	15.747	1:41.841	69.95	20.246	16:05:18.233
2 -	24.887	46.962	14.900	1:26.749	82.12	5.154	16:06:44.982
3 -	24.723	45.678	15.080	1:25.481	83.34	3.886	16:08:10.463
4 -	24.663	44.974	14.879	1:24.516	84.29	2.921	16:09:34.979
5 -	24.529	45.430	20.847	1:30.806	78.46	9.211	16:11:05.785
6 -	25.468	45.503	15.660	1:26.631	82.24	5.036	16:12:32.416
7 -	25.601	47.189	15.209	1:27.999	80.96	6.404	16:14:00.415
8 -	24.105	45.411	15.109	1:24.625	84.19	3.030	16:15:25.040
9 -	23.685	43.858	14.830	1:22.373 (3)	86.49	0.778	16:16:47.413
10 -	24.208	45.125	14.879	1:24.212	84.60	2.617	16:18:11.625
11 -	23.507	43.781	14.307	1:21.595 (1)	87.31		16:19:33.220
12 -	25.232	46.690	15.278	1:27.200	81.70	5.605	16:21:00.420
13 -	24.544	44.611	14.944	1:24.099	84.71	2.504	16:22:24.519
14 -	35.522	46.367	15.166	1:37.055	73.40	15.460	16:24:01.574
15 -	25.180	45.202	14.562	1:24.944	83.87	3.349	16:25:26.518
16 -	23.638	43.589	14.750	1:21.977 (2)	86.91	0.382	16:26:48.495
17 -	23.757	45.111	14.469	1:23.337	85.49	1.742	16:28:11.832
18 -	24.014	45.949	15.495	1:25.458	83.37	3.863	16:29:37.290

P26 66 3		Vikram SUDERA		Porsche Boxster S			
IDEAL LAP TIME : 1:26.814		BEST LAP TIME : 1:27.253		DIFFERENCE : 0.439			
LAP	SECTOR 1	SECTOR 2	SECTOR 3	LAP TIME	MPH	DIFF	TIME OF DAY
1 -			15.403	1:42.675	69.39	15.422	16:05:19.067
2 -			15.304	1:27.813	81.13	0.560	16:06:46.880
3 -	25.237	47.068	14.948	1:27.253 (1)	81.65		16:08:14.133
4 -			15.149	1:28.460	80.54	1.207	16:09:42.593
5 -	25.387	46.920	15.058	1:27.365 (2)	81.55	0.112	16:11:09.958
6 -	24.948	48.828	16.085	1:29.861	79.28	2.608	16:12:39.819
7 -	25.892	48.167	16.705	1:30.764	78.49	3.511	16:14:10.583
8 -	25.475	48.677	15.196	1:29.348	79.74	2.095	16:15:39.931
9 -			15.454	1:29.298	79.78	2.045	16:17:09.229
10 -	25.378	50.133	15.158	1:30.669	78.57	3.416	16:18:39.898
11 -	25.414	47.364	16.229	1:29.007	80.04	1.754	16:20:08.905
12 -			14.946	1:31.778	77.62	4.525	16:21:40.683
13 -	25.900	48.065	18.403	1:32.368	77.13	5.115	16:23:13.051
14 -			15.105	1:29.259	79.81	2.006	16:24:42.310
15 -			15.378	1:28.523	80.48	1.270	16:26:10.833
16 -			15.066	1:27.433 (3)	81.48	0.180	16:27:38.266
17 -			15.981	1:28.214	80.76	0.961	16:29:06.480

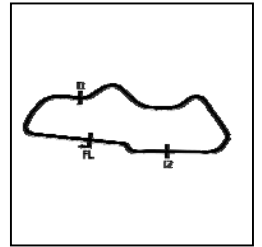
P27 45 1		Paul SEAGRAVE		Porsche 996 C2			
IDEAL LAP TIME : 1:18.589		BEST LAP TIME : 1:18.653		DIFFERENCE : 0.064			
LAP	SECTOR 1	SECTOR 2	SECTOR 3	LAP TIME	MPH	DIFF	TIME OF DAY
1 -		45.166	14.428	1:31.015	78.27	12.362	16:05:07.407
2 -	23.118	42.319	14.106	1:19.543 (2)	89.56	0.890	16:06:26.950
3 -	22.868	41.961	13.824	1:18.653 (1)	90.58		16:07:45.603
4 -	22.804	44.167	15.316	1:22.287	86.58	3.634	16:09:07.890
5 -	23.626	43.677	14.526	1:21.829	87.06	3.176	16:10:29.719
6 -	23.377	43.170	14.472	1:21.019	87.93	2.366	16:11:50.738
7 -	23.152	42.857	14.709	1:20.718	88.26	2.065	16:13:11.456
8 -	23.222	42.564	14.627	1:20.413 (3)	88.60	1.760	16:14:31.869
9 -	23.324	43.670	14.991	1:21.985	86.90	3.332	16:15:53.854
10 -	23.537	47.367	16.107	1:27.011	81.88	8.358	16:17:20.865
11 -	24.196	49.432	IN PIT	1:33.557 P	76.15	14.904	16:18:54.422

Weather / Track : Cloudy / Dry

Donington Park National
Circuit Length = 1.9790 miles
Start: 16:03 Flag 16:29 End: 16:30

Petro-Canada Lubricants Porsche Club Championship with Pirelli

RACE 6 - SECTOR ANALYSIS



SECTOR 1 = FL to I1, SECTOR 2 = I1 to I2, SECTOR 3 = I2 to FL, DIFF = Difference To Personal Best Lap, P = Crossed Finish Line in Pit Lane, D = Time Disallowed

P28 12 2		Bill CALEY		Porsche Boxster S			
IDEAL LAP TIME : 1:19.140		BEST LAP TIME : 1:19.437		DIFFERENCE : 0.297			
LAP	SECTOR 1	SECTOR 2	SECTOR 3	LAP TIME	MPH	DIFF	TIME OF DAY
1 -		44.043	14.227	1:28.324	80.66	8.887	16:05:04.716
2 -	23.248	43.031	14.227	1:20.506	88.49	1.069	16:06:25.222
3 -	23.081	42.270	14.086	1:19.437 (1)	89.68		16:07:44.659
4 -	23.107	42.493	13.915	1:19.515 (2)	89.60	0.078	16:09:04.174
5 -	22.955	42.631	14.196	1:19.782 (3)	89.30	0.345	16:10:23.956
6 -	23.087	43.512	IN PIT	1:27.572 P	81.35	8.135	16:11:51.528

Weather / Track : Cloudy / Dry

Results can be found at www.tsl-timing.com

Page 14 of 14

Donington Park National
 Circuit Length = 1.9790 miles
 Start: 16:03 Flag 16:29 End: 16:30

Printed - 19:24 Sunday, 11 April 2021

Petro-Canada Lubricants Porsche Club Championship with Pirelli

RACE 6 - BEST SECTORS

SECTOR 1			SECTOR 2			SECTOR 3			IDEAL / BEST COMPARISON						
POS	NO	NAME	TIME	NO	NAME	TIME	NO	NAME	TIME	POS	NO	NAME	IDEAL	BEST	DIFF
													PERFECT LAP	1:14.738	
1	11	CALEY	21.548	23	CLARK	40.166	11	CALEY	13.024	1	11	CALEY	1:14.832	1:15.161	0.329
2	2	MORRIS	21.592	14	MCALFEER	40.218	9	DYER	13.115	2	23	CLARK	1:15.054	1:15.258	0.204
3	23	CLARK	21.657	11	CALEY	40.260	3	ELLIS	13.171	3	14	MCALFEER	1:15.166	1:15.562	0.396
4	14	MCALFEER	21.695	9	DYER	40.403	85	BAYSTON	13.226	4	2	MORRIS	1:15.244	1:15.501	0.257
5	9	DYER	21.820	2	MORRIS	40.414	23	CLARK	13.231	5	9	DYER	1:15.338	1:15.534	0.196
6	85	BAYSTON	21.861	3	ELLIS	40.609	2	MORRIS	13.238	6	3	ELLIS	1:15.814	1:15.814	0.000
7	44	MCALFEER	21.889	44	MCALFEER	40.679	14	MCALFEER	13.253	7	44	MCALFEER	1:15.880	1:16.070	0.190
8	3	ELLIS	22.034	25	KYLE-HENNEY	41.052	44	MCALFEER	13.312	8	85	BAYSTON	1:16.186	1:16.725	0.539
9	25	KYLE-HENNEY	22.291	85	BAYSTON	41.099	99	STYRIN	13.374	9	25	KYLE-HENNEY	1:16.745	1:17.011	0.266
10	33	MOLYNEAUX	22.371	33	MOLYNEAUX	41.340	25	KYLE-HENNEY	13.402	10	33	MOLYNEAUX	1:17.152	1:17.591	0.439
11	99	STYRIN	22.597	99	STYRIN	41.416	33	MOLYNEAUX	13.441	11	99	STYRIN	1:17.387	1:17.652	0.265
12	10	MORRIS	22.764	45	SEAGRAVE	41.961	88	SIMPSON	13.587	12	45	SEAGRAVE	1:18.589	1:18.653	0.064
13	45	SEAGRAVE	22.804	88	SIMPSON	42.159	32	HESLOP	13.736	13	88	SIMPSON	1:18.709	1:17.650	-1.059
14	70	ARCHER	22.869	12	CALEY	42.270	45	SEAGRAVE	13.824	14	70	ARCHER	1:19.122	1:19.188	0.066
15	12	CALEY	22.955	70	ARCHER	42.403	10	MORRIS	13.847	15	12	CALEY	1:19.140	1:19.437	0.297
16	88	SIMPSON	22.963	32	HESLOP	42.650	70	ARCHER	13.850	16	32	HESLOP	1:19.581	1:20.143	0.562
17	27	LUDFORD	23.139	10	MORRIS	42.975	20	ALEXANDER	13.875	17	10	MORRIS	1:19.586	1:19.824	0.238
18	32	HESLOP	23.195	27	LUDFORD	43.136	12	CALEY	13.915	18	27	LUDFORD	1:20.387	1:20.855	0.468
19	20	ALEXANDER	23.199	6	THOMPSON	43.262	24	HAZELTON	14.020	19	20	ALEXANDER	1:20.441	1:21.196	0.755
20	24	HAZELTON	23.367	46	WHITE	43.356	6	THOMPSON	14.030	20	6	THOMPSON	1:20.894	1:21.282	0.388
21	78	FORBER	23.430	20	ALEXANDER	43.367	27	LUDFORD	14.112	21	21	NELSON	1:21.245	1:21.500	0.255
22	69	NEWALL	23.507	21	NELSON	43.517	21	NELSON	14.167	22	24	HAZELTON	1:21.317	1:20.841	-0.476
23	21	NELSON	23.561	69	NEWALL	43.589	78	FORBER	14.179	23	46	WHITE	1:21.382	1:21.574	0.192
24	46	WHITE	23.574	78	FORBER	43.804	49	SHORE	14.301	24	69	NEWALL	1:21.403	1:21.595	0.192
25	6	THOMPSON	23.602	24	HAZELTON	43.930	69	NEWALL	14.307	25	78	FORBER	1:21.413	1:21.614	0.201
26	49	SHORE	23.872	49	SHORE	44.298	46	WHITE	14.452	26	49	SHORE	1:22.471	1:22.661	0.190
27	22	EVANS	24.280	22	EVANS	44.877	22	EVANS	14.532	27	22	EVANS	1:23.689	1:24.092	0.403
28	66	SUDERA	24.948	66	SUDERA	46.920	66	SUDERA	14.946	28	66	SUDERA	1:26.814	1:27.253	0.439
29															

Weather / Track : Cloudy / Dry

Donington Park National
 Circuit Length = 1.9790 miles
 Start: 16:03 Flag 16:29 End: 16:30

Results can be found at www.tsl-timing.com

Printed - 19:23 Sunday, 11 April 2021

Petro-Canada Lubricants Porsche Club Championship with Pirelli

RACE 6 - STATISTICS

Competitors Started 28
Planned Start 2021-04-10 @ 15:40:00.000
Actual Start 2021-04-10 @ 16:03:36.391
Finish Time 2021-04-10 @ 16:29:05.606
Track Length 1.9790mi.
Total Laps 517
Total Distance Covered 1023.1777mi.

Session Fastest Lap History

NO	CL	NAME	LAP TIME	TIME OF DAY	LAP	VEHICLE
14	1	Mark MCALEER	1:22.293	16:04:58.701	1	Porsche 997 C2S
14	1	Mark MCALEER	1:16.334	16:06:15.034	2	Porsche 997 C2S
9	1	Chris DYER	1:16.266	16:06:15.450	2	Porsche Cayman S
14	1	Mark MCALEER	1:15.562	16:07:30.596	3	Porsche 997 C2S
2	1	Peter MORRIS	1:15.501	16:11:22.025	6	Porsche 997 C2S
11	1	James CALEY	1:15.393	16:11:22.768	6	Porsche 997 C2S
23	1	Simon CLARK	1:15.258	16:16:28.078	10	Porsche Cayman S
11	1	James CALEY	1:15.161	16:22:49.540	15	Porsche 997 C2S

Session Leader History

NO	CL	NAME	FROM LAP	LAPS LED	DISTANCE	VEHICLE
14	1	Mark MCALEER	1	20	39.54 miles	Porsche 997 C2S

Flag History

TYPE	TIME OF DAY
GREEN	16:03:36.391
FINISH	16:29:05.606

Flag Statistics

TYPE	COUNT	TOTAL LAPS	TOTAL TIME
Green	1	20	26:57.138
Red	0	0	0.000
Safety Car	0	0	0.000
FCY	0	0	0.000

Petro-Canada Lubricants Porsche Club Championship with Pirelli

RACE 6 - STATISTICS

CLASS : 1

10 Starters

Fastest Lap History

NO	NAME	LAP TIME	TIME OF DAY	LAP	VEHICLE
14	Mark MCALEER	1:22.293	16:04:58.701	1	Porsche 997 C2S
14	Mark MCALEER	1:16.334	16:06:15.034	2	Porsche 997 C2S
9	Chris DYER	1:16.266	16:06:15.450	2	Porsche Cayman S
14	Mark MCALEER	1:15.562	16:07:30.596	3	Porsche 997 C2S
2	Peter MORRIS	1:15.501	16:11:22.025	6	Porsche 997 C2S
11	James CALEY	1:15.393	16:11:22.768	6	Porsche 997 C2S
23	Simon CLARK	1:15.258	16:16:28.078	10	Porsche Cayman S
11	James CALEY	1:15.161	16:22:49.540	15	Porsche 997 C2S

Leader History

NO	NAME	FROM LAP	LAPS LED	DISTANCE	VEHICLE
14	Mark MCALEER	1	20	39.54 miles	Porsche 997 C2S

Petro-Canada Lubricants Porsche Club Championship with Pirelli

RACE 6 - STATISTICS

CLASS : 2

10 Starters

Fastest Lap History

NO	NAME	LAP TIME	TIME OF DAY	LAP	VEHICLE
99	Richard STYRIN	1:25.689	16:05:02.077	1	Porsche Boxster S
99	Richard STYRIN	1:18.135	16:06:20.212	2	Porsche Boxster S
25	Matthew KYLE-HENNEY	1:17.912	16:07:49.156	3	Porsche Boxster S
33	Kevin MOLYNEAUX	1:17.682	16:12:56.743	7	Porsche Boxster S
25	Matthew KYLE-HENNEY	1:17.506	16:18:16.416	11	Porsche Boxster S
25	Matthew KYLE-HENNEY	1:17.359	16:19:33.776	12	Porsche Boxster S
25	Matthew KYLE-HENNEY	1:17.011	16:22:08.845	14	Porsche Boxster S

Leader History

NO	NAME	FROM LAP	LAPS LED	DISTANCE	VEHICLE
99	Richard STYRIN	1	20	39.54 miles	Porsche Boxster S

Petro-Canada Lubricants Porsche Club Championship with Pirelli

RACE 6 - STATISTICS

CLASS : 3

8 Starters

Fastest Lap History

NO	NAME	LAP TIME	TIME OF DAY	LAP	VEHICLE
32	William HESLOP	1:33.349	16:05:09.757	1	Porsche Boxster S
32	William HESLOP	1:21.160	16:06:30.918	2	Porsche Boxster S
32	William HESLOP	1:20.370	16:10:34.718	5	Porsche Boxster S
32	William HESLOP	1:20.143	16:11:54.862	6	Porsche Boxster S

Leader History

NO	NAME	FROM LAP	LAPS LED	DISTANCE	VEHICLE
32	William HESLOP	1	19	37.56 miles	Porsche Boxster S