



Porsche Club
Motorsport



**PETRO-CANADA LUBRICANTS PORSCHE CLUB
CHAMPIONSHIP WITH PIRELLI / AUTOFARM 911
CHALLENGE / BOXSTER CUP**



**ROUND 5
Silverstone
30th July 2022**



Timing & Results Provided by Timing Solutions Ltd

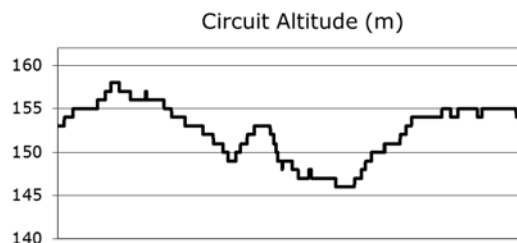
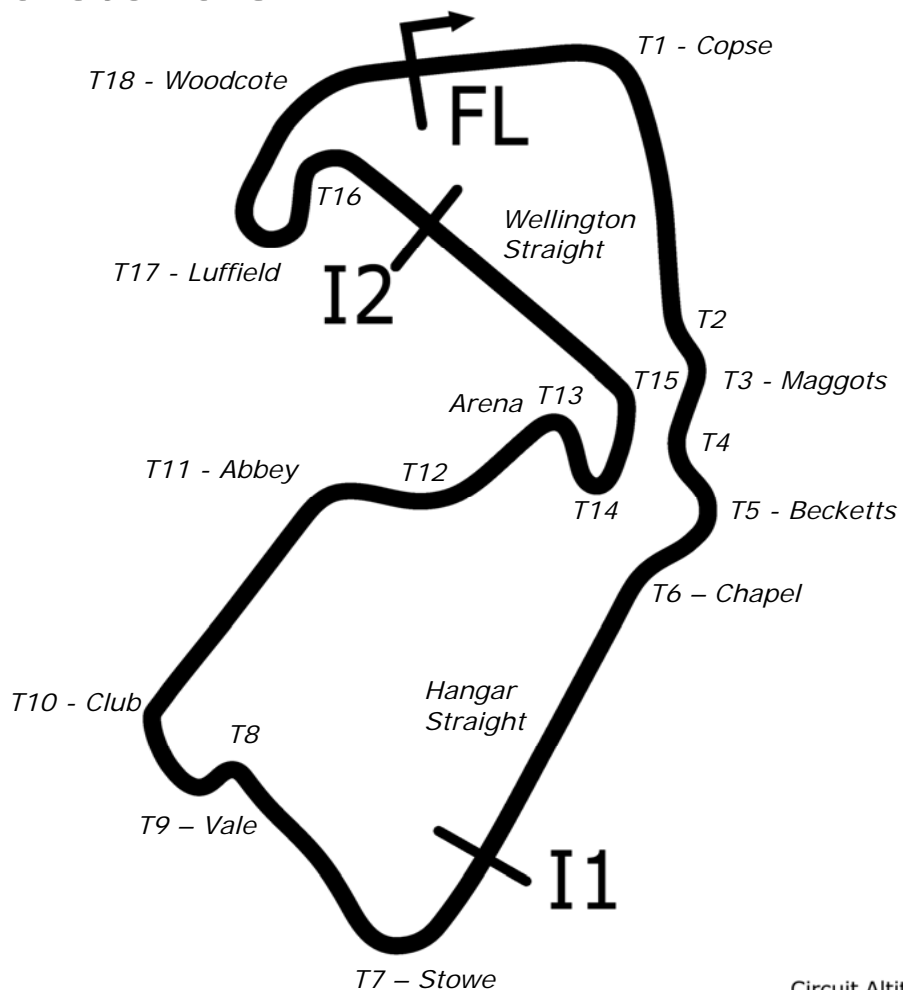
www.tsl-timing.com

Silverstone GP



SPORTS TIMING

TIMING SOLUTIONS LTD



Length	3.6605 miles	5891.0 m	
FL		52.07872 N	1.01711 W
I1	2033m	52.06559 N	1.01486 W
I2	4857m	52.07603 N	1.01669 W
Pit Entry	5839m	52.07859 N	1.01758 W
Pit Exit	305m after FL	52.07880 N	1.01268 W
Pit Entry-Pit Exit	336m, 24.2s @50kph, 20.1s @60kph		

All results available at www.tsl-timing.com

2022 Petro-Canada Lubricants Porsche Club Championship with Pirelli / 911 Challenge & Porsche Classic Boxster Cup

QUALIFYING - RACE 3 - CLASSIFICATION

POS	NO	CL	PIC NAME	ENTRY	TIME	ON	LAPS	GAP	DIFF	MPH
1	16	1	1 Kevin HARRISON	Porsche 996 C2	2:19.792	2	9			94.26
2	9	1	2 Chris DYER	Porsche Cayman S	2:19.879	4	7	0.087	0.087	94.20
3	23	1	3 Simon CLARK	Porsche 996 C2	2:19.991	2	9	0.199	0.112	94.13
4	2	1	4 Peter MORRIS	Porsche 997 C2S	2:20.021	3	8	0.229	0.030	94.11
5	80	1	5 Bill CALEY	Porsche Cayman S	2:22.471	5	8	2.679	2.450	92.49
6	17	1	6 Andrew MUGGERIDGE	Porsche 996 C2	2:24.126	4	8	4.334	1.655	91.43
7	91	2	1 Colin TESTER	Porsche Boxster S	2:24.416	2	8	4.624	0.290	91.24
8	88	2	2 Paul SIMPSON	Porsche Boxster S	2:24.822	8	8	5.030	0.406	90.99
9	44	2	3 Andrew PORTER	Porsche Boxster S	2:24.872	7	8	5.080	0.050	90.96
10	33	1	7 Kevin MOLYNEAUX	Porsche 996 C2	2:24.883	4	6	5.091	0.011	90.95
11	69	2	4 Oliver CHATHAM	Porsche Boxster S	2:25.329	5	8	5.537	0.446	90.67
12	45	1	8 Paul SEAGRAVE	Porsche 996 C2	2:25.648	5	8	5.856	0.319	90.47
13	70	2	5 Angus ARCHER	Porsche Boxster S	2:26.847	4	8	7.055	1.199	89.73
14	12	911c	1 Tim BATES	Porsche 911	2:28.386	2	7	8.594	1.539	88.80
15	24	2	6 Carl HAZELTON	Porsche Boxster S	2:28.874	5	7	9.082	0.488	88.51
16	64	2	7 Vince BLACKER	Porsche Boxster S	2:29.042	6	8	9.250	0.168	88.41
17	11	911c	2 James NEAL	Porsche 964	2:29.313	6	8	9.521	0.271	88.25
18	10	2	8 Julian MORRIS	Porsche Boxster S	2:31.336	7	7	11.544	2.023	87.07
19	117	3	1 Darren KING	Porsche Boxster S	2:31.959	8	8	12.167	0.623	86.71
20	22	3	2 Peter EVANS	Porsche Boxster S	2:32.202	7	8	12.410	0.243	86.58
21	27	2	9 Kevin LUDFORD	Porsche Boxster S	2:32.648	8	8	12.856	0.446	86.32
22	15	3	3 Shiraz KHAN	Porsche Boxster S	2:32.729	8	8	12.937	0.081	86.28
23	53	3	4 Wayne GREGORY	Porsche Boxster S	2:32.797	8	8	13.005	0.068	86.24
24	52	3	5 Darren LABBETT	Porsche Boxster S	2:33.634	2	8	13.842	0.837	85.77
25	81	3	6 Perry DARLING	Porsche Boxster S	2:33.698	3	5	13.906	0.064	85.73
26	5	911c	3 Nathan LUCKEY	Porsche 964 RS N/GT	2:33.741	4	5	13.949	0.043	85.71
27	90	3	7 Sarah THOMSON	Porsche Boxster S	2:34.226	7	8	14.434	0.485	85.44
28	6	3	8 Mike THOMPSON	Porsche Boxster S	2:34.559	7	7	14.767	0.333	85.26
29	55	3	9 Scot ADAMS	Porsche Boxster S	2:34.791	4	6	14.999	0.232	85.13
30	19	2	10 Paul PATTISON	Porsche Boxster S	2:35.618	7	7	15.826	0.827	84.68
31	444	911c	4 Stuart JEFSCOATE	Porsche 993	2:36.074	2	5	16.282	0.456	84.43
32	5	911c	5 David HARRISON	Porsche 964 RS N/GT	2:36.457	1	1	16.665	0.383	84.22
33	600	3	10 Simon Ruffell WARD	Porsche Boxster S	2:38.690	7	7	18.898	2.233	83.04
34	99	3	11 Graham HEARD	Porsche Boxster S	2:39.160	7	7	19.368	0.470	82.79
35	38	3	12 Eric BRIDGES	Porsche Boxster S	2:39.739	2	7	19.947	0.579	82.49
36	76	3	13 Faye NOBLE-EVANS	Porsche Boxster S	2:41.139	5	7	21.347	1.400	81.77
37	49	3	14 Steve SHORE	Porsche Boxster S	2:43.279	7	7	23.487	2.140	80.70
38	13	2	11 Brian RICHARDSON	Porsche Boxster S			3			

Weather / Track : Overcast / Dry

These results are provisional until the conclusion of any judicial and technical matters.

Silverstone GP: 3.6604 miles

Date: 30/07/2022 Start: 10:48 Finish: 11:08

Clerk Of Course : Terry Scannell

Stewards :

Timekeeper : Gethin Rees

2022 Petro-Canada Lubricants Porsche Club Championship with Pirelli / 911 Challenge & Porsche Classic Boxster Cup

QUALIFYING - RACE 8 - 2ND FASTEST CLASSIFICATION

POS	NO	CL	PIC NAME	ENTRY	TIME	ON	LAPS	GAP	DIFF	MPH
1	16	1	1 Kevin HARRISON	Porsche 996 C2	2:19.902	3	9			94.19
2	23	1	2 Simon CLARK	Porsche 996 C2	2:20.027	4	9	0.125	0.125	94.10
3	9	1	3 Chris DYER	Porsche Cayman S	2:20.327	2	7	0.425	0.300	93.90
4	2	1	4 Peter MORRIS	Porsche 997 C2S	2:20.358	4	8	0.456	0.031	93.88
5	80	1	5 Bill CALEY	Porsche Cayman S	2:22.826	4	8	2.924	2.468	92.26
6	17	1	6 Andrew MUGGERIDGE	Porsche 996 C2	2:24.330	7	8	4.428	1.504	91.30
7	91	2	1 Colin TESTER	Porsche Boxster S	2:25.058	3	8	5.156	0.728	90.84
8	44	2	2 Andrew PORTER	Porsche Boxster S	2:25.195	5	8	5.293	0.137	90.75
9	88	2	3 Paul SIMPSON	Porsche Boxster S	2:25.501	7	8	5.599	0.306	90.56
10	45	1	7 Paul SEAGRAVE	Porsche 996 C2	2:25.764	4	8	5.862	0.263	90.40
11	69	2	4 Oliver CHATHAM	Porsche Boxster S	2:25.978	6	8	6.076	0.214	90.27
12	70	2	5 Angus ARCHER	Porsche Boxster S	2:27.148	5	8	7.246	1.170	89.55
13	12	911c	1 Tim BATES	Porsche 911	2:28.473	4	7	8.571	1.325	88.75
14	33	1	8 Kevin MOLYNEAUX	Porsche 996 C2	2:28.664	3	6	8.762	0.191	88.64
15	64	2	6 Vince BLACKER	Porsche Boxster S	2:29.153	8	8	9.251	0.489	88.35
16	11	911c	2 James NEAL	Porsche 964	2:30.026	7	8	10.124	0.873	87.83
17	24	2	7 Carl HAZELTON	Porsche Boxster S	2:32.303	6	7	12.401	2.277	86.52
18	22	3	1 Peter EVANS	Porsche Boxster S	2:32.518	6	8	12.616	0.215	86.40
19	117	3	2 Darren KING	Porsche Boxster S	2:32.640	7	8	12.738	0.122	86.33
20	10	2	8 Julian MORRIS	Porsche Boxster S	2:32.754	2	7	12.852	0.114	86.26
21	15	3	3 Shiraz KHAN	Porsche Boxster S	2:33.076	6	8	13.174	0.322	86.08
22	27	2	9 Kevin LUDFORD	Porsche Boxster S	2:33.216	7	8	13.314	0.140	86.00
23	53	3	4 Wayne GREGORY	Porsche Boxster S	2:33.289	7	8	13.387	0.073	85.96
24	52	3	5 Darren LABBETT	Porsche Boxster S	2:33.668	8	8	13.766	0.379	85.75
25	81	3	6 Perry DARLING	Porsche Boxster S	2:34.247	4	5	14.345	0.579	85.43
26	5	911c	3 Nathan LUCKEY	Porsche 964 RS N/GT	2:34.468	2	5	14.566	0.221	85.31
27	55	3	7 Scot ADAMS	Porsche Boxster S	2:34.854	5	6	14.952	0.386	85.09
28	6	3	8 Mike THOMPSON	Porsche Boxster S	2:35.014	4	7	15.112	0.160	85.01
29	90	3	9 Sarah THOMSON	Porsche Boxster S	2:35.114	5	8	15.212	0.100	84.95
30	444	911c	4 Stuart JEFCOATE	Porsche 993	2:36.621	1	5	16.719	1.507	84.13
31	19	2	10 Paul PATTISON	Porsche Boxster S	2:37.592	6	7	17.690	0.971	83.61
32	600	3	10 Simon Ruffell WARD	Porsche Boxster S	2:39.067	6	7	19.165	1.475	82.84
33	38	3	11 Eric BRIDGES	Porsche Boxster S	2:40.018	5	7	20.116	0.951	82.35
34	99	3	12 Graham HEARD	Porsche Boxster S	2:41.345	3	7	21.443	1.327	81.67
35	76	3	13 Faye NOBLE-EVANS	Porsche Boxster S	2:42.175	3	7	22.273	0.830	81.25
36	49	3	14 Steve SHORE	Porsche Boxster S	2:43.589	4	7	23.687	1.414	80.55
41	13	2	13 Brian RICHARDSON	Porsche Boxster S			3			
43	5	911c	5 David HARRISON	Porsche 964 RS N/GT			1			

Weather / Track : Overcast / Dry

These results are provisional until the conclusion of any judicial and technical matters.

Silverstone GP: 3.6604 miles

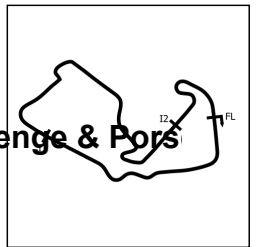
Date: 30/07/2022 Start: 10:48 Finish: 11:08

Clerk Of Course : Terry Scannell

Stewards :

Timekeeper : Gethin Rees

2022 Petro-Canada Lubricants Porsche Club Championship with Pirelli / 911 Challenge & Pors



QUALIFYING - RACE 3 - SECTOR ANALYSIS

SECTOR 1 = FL to I1, SECTOR 2 = I1 to I2, SECTOR 3 = I2 to FL, DIFF = Difference To Personal Best Lap, P = Crossed Finish Line in Pit Lane, D = Time Disallowed

P1		16		1		Kevin HARRISON		Porsche 996 C2			
IDEAL LAP TIME : 2:19.513		BEST LAP TIME : 2:19.792		DIFFERENCE : 0.279							
LAP	SECTOR 1		SECTOR 2		SECTOR 3		LAP TIME	MPH	DIFF	TIME OF DAY	
1 -	46.456	133.6	1:14.457	130.8	26.008	120.0	2:26.921	89.69	7.129	10:51:31.325	
2 -	42.966	135.8	1:11.326	132.1	25.500	121.1	2:19.792 (1)	94.26		10:53:51.117	
3 -	42.687	136.9	1:11.524	132.1	25.691	120.8	2:19.902 (2)	94.19	0.110	10:56:11.019	
4 -	43.033	136.9	1:11.568	132.8	25.737	121.5	2:20.338 (3)	93.90	0.546	10:58:31.357	
5 -	43.141	136.1	1:12.029	132.6	25.675	120.4	2:20.845	93.56	1.053	11:00:52.202	
6 -	44.945	135.5	1:14.929	129.0	27.307	119.1	2:27.181	89.53	7.389	11:03:19.383	
7 -	43.802	136.9	1:13.436	130.0	26.072	120.8	2:23.310	91.95	3.518	11:05:42.693	
8 -	43.443	136.3	1:13.099	130.3	26.188	120.2	2:22.730	92.32	2.938	11:08:05.423	
9 -	43.856	135.8	1:15.914	115.9	26.620	112.9	2:26.390	90.01	6.598	11:10:31.813	

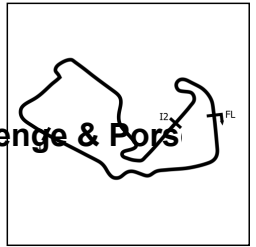
P2		9		1		Chris DYER		Porsche Cayman S			
IDEAL LAP TIME : 2:19.782		BEST LAP TIME : 2:19.879		DIFFERENCE : 0.097							
LAP	SECTOR 1		SECTOR 2		SECTOR 3		LAP TIME	MPH	DIFF	TIME OF DAY	
1 -	48.821	134.2	1:18.266	122.2	26.322	118.2	2:33.409	85.89	13.530	10:51:49.918	
2 -	42.777	136.6	1:11.948	131.0	25.602	118.7	2:20.327 (2)	93.90	0.448	10:54:10.245	
3 -	42.903	136.3	1:12.129	130.5	25.734	117.4	2:20.766	93.61	0.887	10:56:31.011	
4 -	42.874	135.5	1:11.701	131.0	25.304	118.7	2:19.879 (1)	94.20		10:58:50.890	
5 -	42.878	132.6	1:12.416	129.0	25.451	117.4	2:20.745 (3)	93.62	0.866	11:01:11.635	
6 -	43.051	132.6	1:11.875	130.8	25.828	117.6	2:20.754	93.62	0.875	11:03:32.389	
7 -	42.995	136.3	1:15.272	116.3	IN PIT		2:31.303 P	87.09	11.424	11:06:03.692	

P3		23		1		Simon CLARK		Porsche 996 C2			
IDEAL LAP TIME : 2:19.195		BEST LAP TIME : 2:19.991		DIFFERENCE : 0.796							
LAP	SECTOR 1		SECTOR 2		SECTOR 3		LAP TIME	MPH	DIFF	TIME OF DAY	
1 -	46.383	132.1	1:14.356	128.8	25.687	120.0	2:26.426	89.99	6.435	10:51:30.282	
2 -	43.274	136.3	1:10.927	131.0	25.790	120.2	2:19.991 (1)	94.13		10:53:50.273	
3 -	42.591	136.9	1:11.129	130.3	26.577	120.0	2:20.297 (3)	93.92	0.306	10:56:10.570	
4 -	42.796	135.8	1:11.554	130.5	25.677	120.6	2:20.027 (2)	94.10	0.036	10:58:30.597	
5 -	43.160	136.6	1:11.433	129.5	25.798	116.6	2:20.391	93.86	0.400	11:00:50.988	
6 -	45.100	125.2	1:13.666	128.5	26.001	120.2	2:24.767	91.02	4.776	11:03:15.755	
7 -	43.764	136.3	1:11.746	130.0	26.793	116.3	2:22.303	92.60	2.312	11:05:38.058	
8 -	42.882	136.6	1:11.501	130.5	25.961	120.0	2:20.344	93.89	0.353	11:07:58.402	
9 -	43.475	134.2	1:13.080	90.6	28.117	120.6	2:24.672	91.08	4.681	11:10:23.074	

P4		2		1		Peter MORRIS		Porsche 997 C2S			
IDEAL LAP TIME : 2:19.756		BEST LAP TIME : 2:20.021		DIFFERENCE : 0.265							
LAP	SECTOR 1		SECTOR 2		SECTOR 3		LAP TIME	MPH	DIFF	TIME OF DAY	
1 -	48.994	135.0	1:18.342	127.8	26.126	120.6	2:33.462	85.87	13.441	10:51:49.258	
2 -	42.918	137.5	1:12.090	132.6	25.504	122.0	2:20.512 (3)	93.78	0.491	10:54:09.770	
3 -	42.797	138.0	1:11.601	131.8	25.623	121.5	2:20.021 (1)	94.11		10:56:29.791	
4 -	43.119	138.0	1:11.455	133.1	25.784	121.1	2:20.358 (2)	93.88	0.337	10:58:50.149	
5 -	45.111	133.9	1:17.685	115.1	IN PIT		2:35.684 P	84.64	15.663	11:01:25.833	
6 -	OUTLAP	136.1	1:12.832	131.8	25.664	121.3	3:15.193	67.51	55.172	11:04:41.026	
7 -	42.953	138.3	1:12.194	132.1	25.549	122.0	2:20.696	93.66	0.675	11:07:01.722	
8 -	43.259	139.2	1:25.402	97.2	IN PIT		2:48.422 P	78.24	28.401	11:09:50.144	

P5		80		1		Bill CALEY		Porsche Cayman S			
IDEAL LAP TIME : 2:22.434		BEST LAP TIME : 2:22.471		DIFFERENCE : 0.037							
LAP	SECTOR 1		SECTOR 2		SECTOR 3		LAP TIME	MPH	DIFF	TIME OF DAY	
1 -	49.711	125.2	1:18.536	112.0	27.835	117.2	2:36.082	84.42	13.611	10:52:00.104	
2 -	45.127	132.3	1:16.727	113.9	26.916	117.6	2:28.770	88.57	6.299	10:54:28.874	
3 -	45.425	131.5	1:13.431	127.8	27.271	116.8	2:26.127	90.18	3.656	10:56:55.001	
4 -	43.782	131.3	1:12.829	128.5	26.215	117.2	2:22.826 (2)	92.26	0.355	10:59:17.827	
5 -	43.605	131.5	1:12.614	128.3	26.252	117.0	2:22.471 (1)	92.49		11:01:40.298	
6 -	44.961	130.8	1:18.586	117.1	26.825	117.8	2:30.372	87.63	7.901	11:04:10.670	
7 -	43.982	130.8	1:13.193	127.3	26.561	116.6	2:23.736 (3)	91.68	1.265	11:06:34.406	
8 -	56.715	75.7	1:31.850	65.5	IN PIT		3:13.004 P	68.27	50.533	11:09:47.410	

2022 Petro-Canada Lubricants Porsche Club Championship with Pirelli / 911 Challenge & Pors



QUALIFYING - RACE 3 - SECTOR ANALYSIS

SECTOR 1 = FL to I1, SECTOR 2 = I1 to I2, SECTOR 3 = I2 to FL, DIFF = Difference To Personal Best Lap, P = Crossed Finish Line in Pit Lane, D = Time Disallowed

P6		17 1		Andrew MUGGERIDGE			Porsche 996 C2			
IDEAL LAP TIME : 2:23.798		BEST LAP TIME : 2:24.126			DIFFERENCE : 0.328					
LAP	SECTOR 1		SECTOR 2		SECTOR 3		LAP TIME	MPH	DIFF	TIME OF DAY
1 -	47.894	127.5	1:16.081	124.7	26.631	114.7	2:30.606	87.49	6.480	10:52:03.209
2 -	44.705	130.3	1:24.388	87.3	27.705	114.5	2:36.798	84.04	12.672	10:54:40.007
3 -	44.844	128.3	1:15.277	121.7	27.001	112.8	2:27.122	89.57	2.996	10:57:07.129
4 -	43.999	128.0	1:13.793	125.2	26.334	113.9	2:24.126 (1)	91.43		10:59:31.255
5 -	44.120	129.0	1:15.792	124.9	26.178	113.9	2:26.090	90.20	1.964	11:01:57.345
6 -	44.207	127.3	1:13.621	126.1	26.565	113.7	2:24.393 (3)	91.26	0.267	11:04:21.738
7 -	44.179	129.0	1:13.733	126.1	26.418	114.1	2:24.330 (2)	91.30	0.204	11:06:46.068
8 -	44.718	128.0	1:13.779	125.6	26.379	114.1	2:24.876	90.95	0.750	11:09:10.944

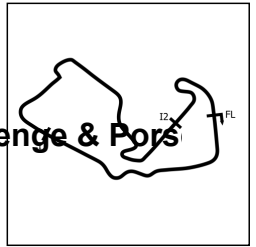
P7		91 2		Colin TESTER			Porsche Boxster S			
IDEAL LAP TIME : 2:24.165		BEST LAP TIME : 2:24.416			DIFFERENCE : 0.251					
LAP	SECTOR 1		SECTOR 2		SECTOR 3		LAP TIME	MPH	DIFF	TIME OF DAY
1 -	OUTLAP	106.8	1:23.079	96.9	27.730	111.4	3:10.682	69.10	46.266	10:53:13.997
2 -	44.173	125.6	1:13.912	121.3	26.331	112.2	2:24.416 (1)	91.24		10:55:38.413
3 -	43.922	127.8	1:14.190	121.5	26.946	111.2	2:25.058 (2)	90.84	0.642	10:58:03.471
4 -	44.661	126.8	1:14.058	117.7	27.666	107.9	2:26.385	90.02	1.969	11:00:29.856
5 -	45.632	108.4	1:20.289	113.9	27.363	110.7	2:33.284	85.96	8.868	11:03:03.140
6 -	44.463	124.7	1:15.565	99.8	29.146	111.0	2:29.174	88.33	4.758	11:05:32.314
7 -	46.059	112.7	1:18.468	109.4	30.175	109.2	2:34.702	85.18	10.286	11:08:07.016
8 -	44.575	125.6	1:14.553	120.6	26.736	108.7	2:25.864 (3)	90.34	1.448	11:10:32.880

P8		88 2		Paul SIMPSON			Porsche Boxster S			
IDEAL LAP TIME : 2:24.799		BEST LAP TIME : 2:24.822			DIFFERENCE : 0.023					
LAP	SECTOR 1		SECTOR 2		SECTOR 3		LAP TIME	MPH	DIFF	TIME OF DAY
1 -	OUTLAP		1:27.974		27.880	113.3	3:11.464	68.82	46.642	10:53:01.800
2 -	44.117		1:16.528		26.401	113.9	2:27.046	89.61	2.224	10:55:28.846
3 -	44.596		1:15.060	121.7	26.467	112.4	2:26.123	90.18	1.301	10:57:54.969
4 -	44.898		1:14.703	122.0	26.662	112.6	2:26.263	90.09	1.441	11:00:21.232
5 -	45.046		1:14.487	122.0	26.522	112.0	2:26.055 (3)	90.22	1.233	11:02:47.287
6 -	53.568		1:15.485	120.9	26.741	112.8	2:35.794	84.58	10.972	11:05:23.081
7 -	44.743		1:14.281	122.6	26.477	112.6	2:25.501 (2)	90.56	0.679	11:07:48.582
8 -	44.742					113.1	2:24.822 (1)	90.99		11:10:13.404

P9		44 2		Andrew PORTER			Porsche Boxster S			
IDEAL LAP TIME : 2:24.577		BEST LAP TIME : 2:24.872			DIFFERENCE : 0.295					
LAP	SECTOR 1		SECTOR 2		SECTOR 3		LAP TIME	MPH	DIFF	TIME OF DAY
1 -	48.067	124.2	1:21.661	94.5	29.198	111.6	2:38.926	82.91	14.054	10:51:59.619
2 -	45.605	126.3	1:17.370	121.7	26.947	112.0	2:29.922	87.89	5.050	10:54:29.541
3 -	45.208	127.0	1:14.758	121.7	26.872	111.8	2:26.838	89.74	1.966	10:56:56.379
4 -	45.083	125.2	1:13.991	121.1	26.145	111.4	2:25.219 (3)	90.74	0.347	10:59:21.598
5 -	44.713	124.9	1:14.218	120.6	26.264	111.2	2:25.195 (2)	90.75	0.323	11:01:46.793
6 -	45.661	125.4	1:19.304	97.5	28.044	111.8	2:33.009	86.12	8.137	11:04:19.802
7 -	44.624	125.6	1:13.808	120.9	26.440	111.6	2:24.872 (1)	90.96		11:06:44.674
8 -	44.737	125.9	1:14.322	122.2	26.479	111.2	2:25.538	90.54	0.666	11:09:10.212

P10		33 1		Kevin MOLYNEAUX			Porsche 996 C2			
IDEAL LAP TIME : 2:24.516		BEST LAP TIME : 2:24.883			DIFFERENCE : 0.367					
LAP	SECTOR 1		SECTOR 2		SECTOR 3		LAP TIME	MPH	DIFF	TIME OF DAY
1 -	45.373	133.6	1:14.978	128.8	28.386	113.9	2:28.737 (3)	88.59	3.854	10:51:34.881
2 -	44.415	131.8	1:25.996	129.8	26.082	117.4	2:36.493	84.20	11.610	10:54:11.374
3 -	47.547	130.5	1:14.419	126.3	26.698	115.9	2:28.664 (2)	88.64	3.781	10:56:40.038
4 -	44.612	131.8	1:14.019	126.3	26.252	116.3	2:24.883 (1)	90.95		10:59:04.921
5 -	44.622	130.3	1:15.112	123.8	IN PIT		2:33.821 P	85.66	8.938	11:01:38.742
6 -	OUTLAP	121.7	1:18.746	111.6	IN PIT		4:17.553 P	51.16	1:52.670	11:05:56.295

2022 Petro-Canada Lubricants Porsche Club Championship with Pirelli / 911 Challenge & Pors



QUALIFYING - RACE 3 - SECTOR ANALYSIS

SECTOR 1 = FL to I1, SECTOR 2 = I1 to I2, SECTOR 3 = I2 to FL, DIFF = Difference To Personal Best Lap, P = Crossed Finish Line in Pit Lane, D = Time Disallowed

P11 69 2		Oliver CHATHAM		Porsche Boxster S						
IDEAL LAP TIME : 2:24.772		BEST LAP TIME : 2:25.329		DIFFERENCE : 0.557						
LAP	SECTOR 1		SECTOR 2		SECTOR 3		LAP TIME	MPH	DIFF	TIME OF DAY
1 -	50.336	122.9	1:16.297	119.8	27.769	111.2	2:34.402	85.34	9.073	10:52:02.680
2 -	44.864	127.5	1:15.621	122.0	27.519	112.4	2:28.004	89.03	2.675	10:54:30.684
3 -	44.664	126.6	1:15.018	123.3	26.643	112.6	2:26.325	90.05	0.996	10:56:57.009
4 -	44.831	127.3	1:15.167	101.0	28.224	112.0	2:28.222	88.90	2.893	10:59:25.231
5 -	44.716	125.2	1:14.192	123.5	26.421	112.0	2:25.329 (1)	90.67		11:01:50.560
6 -	45.134	126.3	1:14.356	121.5	26.488	112.0	2:25.978 (2)	90.27	0.649	11:04:16.538
7 -	44.322	126.3	1:15.561	122.6	26.258	112.2	2:26.141	90.17	0.812	11:06:42.679
8 -	44.697	125.9	1:14.959	122.2	26.401	106.5	2:26.057 (3)	90.22	0.728	11:09:08.736

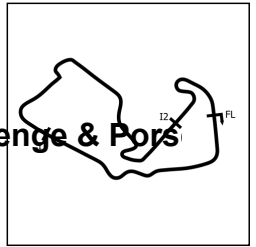
P12 45 1		Paul SEAGRAVE		Porsche 996 C2						
IDEAL LAP TIME : 2:25.010		BEST LAP TIME : 2:25.648		DIFFERENCE : 0.638						
LAP	SECTOR 1		SECTOR 2		SECTOR 3		LAP TIME	MPH	DIFF	TIME OF DAY
1 -	49.102	130.0	1:20.367	124.2	27.328	116.1	2:36.797	84.04	11.149	10:51:52.008
2 -	45.946	130.3	1:15.292	121.5	26.643	117.6	2:27.881	89.11	2.233	10:54:19.889
3 -	44.250	133.6	1:15.155	125.2	26.514	117.2	2:25.919	90.30	0.271	10:56:45.808
4 -	44.223	132.1	1:14.763	125.9	26.778	116.8	2:25.764 (2)	90.40	0.116	10:59:11.572
5 -	44.385	133.1	1:14.771	125.9	26.492	116.6	2:25.648 (1)	90.47		11:01:37.220
6 -	45.793	131.8	1:15.220	125.4	26.538	117.0	2:27.551	89.31	1.903	11:04:04.771
7 -	44.868	132.3	1:14.295	126.6	26.908	116.8	2:26.071	90.21	0.423	11:06:30.842
8 -	44.450	131.3	1:14.679	125.6	26.754	113.7	2:25.883 (3)	90.33	0.235	11:08:56.725

P13 70 2		Angus ARCHER		Porsche Boxster S						
IDEAL LAP TIME : 2:26.505		BEST LAP TIME : 2:26.847		DIFFERENCE : 0.342						
LAP	SECTOR 1		SECTOR 2		SECTOR 3		LAP TIME	MPH	DIFF	TIME OF DAY
1 -	48.887	111.8	1:22.202	95.5	30.266	109.9	2:41.355	81.66	14.508	10:52:01.721
2 -	44.805	127.0	1:17.524	116.9	28.428	113.7	2:30.757	87.41	3.910	10:54:32.478
3 -	46.686	129.5	1:19.255	123.3	26.707	112.9	2:32.648	86.32	5.801	10:57:05.126
4 -	44.722	129.0	1:15.514	124.9	26.611	114.1	2:26.847 (1)	89.73		10:59:31.973
5 -	44.380	129.5	1:15.915	123.5	26.853	112.9	2:27.148 (2)	89.55	0.301	11:01:59.121
6 -	45.906	129.0	1:17.632	98.2	28.612	113.5	2:32.150	86.61	5.303	11:04:31.271
7 -	44.600	128.0	1:15.762	123.8	27.449	110.7	2:27.811 (3)	89.15	0.964	11:06:59.082
8 -	44.889	129.5	1:19.733	114.3	IN PIT		2:44.964 P	79.88	18.117	11:09:44.046

P14 12 911c		Tim BATES		Porsche 911						
IDEAL LAP TIME : 2:27.518		BEST LAP TIME : 2:28.386		DIFFERENCE : 0.868						
LAP	SECTOR 1		SECTOR 2		SECTOR 3		LAP TIME	MPH	DIFF	TIME OF DAY
1 -	47.063	133.9	1:18.348	120.4	27.681	119.5	2:33.092	86.07	4.706	10:51:38.773
2 -	45.053	136.3	1:15.890	129.5	27.443	120.2	2:28.386 (1)	88.80		10:54:07.159
3 -	45.932	126.1	1:15.875	131.3	27.260	120.2	2:29.067 (3)	88.40	0.681	10:56:36.226
4 -	44.981	137.2	1:15.277	130.5	28.215	86.5	2:28.473 (2)	88.75	0.087	10:59:04.699
5 -	49.390	127.0	1:21.741	122.6	27.408	121.5	2:38.539	83.12	10.153	11:01:43.238
6 -	46.186	136.1	1:16.410	111.2	27.984	117.2	2:30.580	87.51	2.194	11:04:13.818
7 -	45.762	131.5	1:23.711	69.1	IN PIT		2:49.854 P	77.58	21.468	11:07:03.672

P15 24 2		Carl HAZELTON		Porsche Boxster S						
IDEAL LAP TIME : 2:28.523		BEST LAP TIME : 2:28.874		DIFFERENCE : 0.351						
LAP	SECTOR 1		SECTOR 2		SECTOR 3		LAP TIME	MPH	DIFF	TIME OF DAY
1 -	50.523	121.7	1:23.550	120.6	28.259	112.6	2:42.332	81.17	13.458	10:51:55.049
2 -	48.354	129.0	1:20.324	120.9	27.457	112.8	2:36.135	84.39	7.261	10:54:31.184
3 -	45.927	128.8	1:15.411	123.5	IN PIT		3:10.717 P	69.09	41.843	10:57:41.901
4 -	OUTLAP	125.2	1:17.348	123.3	27.290	112.9	3:32.643	61.97	1:03.769	11:01:14.544
5 -	46.200	127.3	1:15.489	123.3	27.185	112.4	2:28.874 (1)	88.51		11:03:43.418
6 -	47.239	127.3	1:16.918	124.0	28.146	112.8	2:32.303 (2)	86.52	3.429	11:06:15.721
7 -	48.504	125.9	1:18.391	124.0	27.860	112.8	2:34.755 (3)	85.15	5.881	11:08:50.476

2022 Petro-Canada Lubricants Porsche Club Championship with Pirelli / 911 Challenge & Pors



QUALIFYING - RACE 3 - SECTOR ANALYSIS

SECTOR 1 = FL to I1, SECTOR 2 = I1 to I2, SECTOR 3 = I2 to FL, DIFF = Difference To Personal Best Lap, P = Crossed Finish Line in Pit Lane, D = Time Disallowed

P16 64 2		Vince BLACKER		Porsche Boxster S						
IDEAL LAP TIME : 2:28.415		BEST LAP TIME : 2:29.042		DIFFERENCE : 0.627						
LAP	SECTOR 1		SECTOR 2		SECTOR 3		LAP TIME	MPH	DIFF	TIME OF DAY
1 -	55.069	90.6	1:27.806	97.2	33.075	108.1	2:55.950	74.89	26.908	10:52:06.241
2 -	48.593	123.1	1:17.180	121.3	26.960	111.2	2:32.733	86.27	3.691	10:54:38.974
3 -	45.907	124.0	1:16.111	117.5	29.270	110.3	2:31.288	87.10	2.246	10:57:10.262
4 -	46.952	125.6	1:18.298	117.1	27.063	110.3	2:32.313	86.51	3.271	10:59:42.575
5 -	46.066	122.9	1:17.699	121.5	27.135	109.9	2:30.900	87.32	1.858	11:02:13.475
6 -	45.554	123.1	1:16.132	121.3	27.356	109.9	2:29.042 (1)	88.41		11:04:42.517
7 -	45.606	123.8	1:16.813	120.6	26.750	110.5	2:29.169 (3)	88.34	0.127	11:07:11.686
8 -	45.905	124.2	1:16.372	118.3	26.876	110.1	2:29.153 (2)	88.35	0.111	11:09:40.839

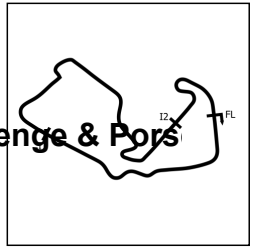
P17 11 911c		James NEAL		Porsche 964						
IDEAL LAP TIME : 2:28.554		BEST LAP TIME : 2:29.313		DIFFERENCE : 0.759						
LAP	SECTOR 1		SECTOR 2		SECTOR 3		LAP TIME	MPH	DIFF	TIME OF DAY
1 -	47.622	136.9	1:19.160	129.5	27.353	115.5	2:34.135	85.49	4.822	10:51:55.197
2 -	46.149	138.3	1:16.659	132.3	27.893	115.9	2:30.701	87.44	1.388	10:54:25.898
3 -	46.078	137.5	1:16.628	132.8	27.985	113.9	2:30.691	87.44	1.378	10:56:56.589
4 -	46.584	139.2	1:17.327	132.6	27.279	116.3	2:31.190	87.16	1.877	10:59:27.779
5 -	46.087	138.6	1:17.657	121.5	26.926	118.0	2:30.670 (3)	87.46	1.357	11:01:58.449
6 -	45.683	139.5	1:16.622	131.0	27.008	118.2	2:29.313 (1)	88.25		11:04:27.762
7 -	45.006	138.6	1:17.354	131.0	27.666	117.0	2:30.026 (2)	87.83	0.713	11:06:57.788
8 -	45.325	139.2	1:18.290	128.8	27.888	115.3	2:31.503	86.98	2.190	11:09:29.291

P18 10 2		Julian MORRIS		Porsche Boxster S						
IDEAL LAP TIME : 2:30.978		BEST LAP TIME : 2:31.336		DIFFERENCE : 0.358						
LAP	SECTOR 1		SECTOR 2		SECTOR 3		LAP TIME	MPH	DIFF	TIME OF DAY
1 -	49.169	123.8	1:20.825	111.6	28.716	111.4	2:38.710	83.03	7.374	10:52:02.335
2 -	47.664	126.6	1:17.955	124.2	27.135	112.6	2:32.754 (2)	86.26	1.418	10:54:35.089
3 -	46.532	129.8	1:18.760	120.0	28.929	111.8	2:34.221 (3)	85.44	2.885	10:57:09.310
4 -	47.509	123.8	1:20.700	121.7	27.482	112.4	2:35.691	84.64	4.355	10:59:45.001
5 -	46.962	127.5	1:18.788	121.7	IN PIT		2:42.353 P	81.16	11.017	11:02:27.354
6 -	OUTLAP	124.0	1:17.373	124.2	27.253	111.2	4:01.154	54.64	1:29.818	11:06:28.508
7 -	46.853	128.0	1:17.311	125.2	27.172	111.6	2:31.336 (1)	87.07		11:08:59.844

P19 117 3		Darren KING		Porsche Boxster S						
IDEAL LAP TIME : 2:31.714		BEST LAP TIME : 2:31.959		DIFFERENCE : 0.245						
LAP	SECTOR 1		SECTOR 2		SECTOR 3		LAP TIME	MPH	DIFF	TIME OF DAY
1 -	50.289		1:21.083	120.4	28.134	110.1	2:39.506	82.61	7.547	10:52:09.338
2 -	47.474	126.6	1:18.314	122.6	28.141	109.6	2:33.929	85.60	1.970	10:54:43.267
3 -	46.809		1:17.584	122.6	28.306	110.5	2:32.699 (3)	86.29	0.740	10:57:15.966
4 -	47.315	126.8	1:18.416	122.4	28.199	111.6	2:33.930	85.60	1.971	10:59:49.896
5 -	46.603		1:18.068	122.0	28.396	110.7	2:33.067	86.09	1.108	11:02:22.963
6 -	47.032		1:18.484	122.6	28.215	110.9	2:33.731	85.71	1.772	11:04:56.694
7 -	46.586		1:18.053	123.1	28.001	110.7	2:32.640 (2)	86.33	0.681	11:07:29.334
8 -	46.172		1:17.829	122.4	27.958	110.9	2:31.959 (1)	86.71		11:10:01.293

P20 22 3		Peter EVANS		Porsche Boxster S						
IDEAL LAP TIME : 2:32.052		BEST LAP TIME : 2:32.202		DIFFERENCE : 0.150						
LAP	SECTOR 1		SECTOR 2		SECTOR 3		LAP TIME	MPH	DIFF	TIME OF DAY
1 -	53.868	118.7	1:24.403	116.7	28.320	107.8	2:46.591	79.10	14.389	10:52:39.295
2 -	49.966	83.7	1:26.021	114.5	28.463	107.2	2:44.450	80.13	12.248	10:55:23.745
3 -	47.805	123.5	1:20.024	118.1	28.228	105.9	2:36.057	84.44	3.855	10:57:59.802
4 -	48.286	121.5	1:17.990	118.7	27.707	107.4	2:33.983	85.57	1.781	11:00:33.785
5 -	47.694	122.0	1:17.907	119.1	27.500	108.1	2:33.101 (3)	86.07	0.899	11:03:06.886
6 -	46.955	122.6	1:17.936	119.1	27.627	109.0	2:32.518 (2)	86.40	0.316	11:05:39.404
7 -	46.793	120.9	1:17.759	119.1	27.650	107.8	2:32.202 (1)	86.58		11:08:11.606
8 -	47.294	121.7	1:18.621	119.1	27.634	106.9	2:33.549	85.82	1.347	11:10:45.155

2022 Petro-Canada Lubricants Porsche Club Championship with Pirelli / 911 Challenge & Pors



QUALIFYING - RACE 3 - SECTOR ANALYSIS

SECTOR 1 = FL to I1, SECTOR 2 = I1 to I2, SECTOR 3 = I2 to FL, DIFF = Difference To Personal Best Lap, P = Crossed Finish Line in Pit Lane, D = Time Disallowed

P21 27 2		Kevin LUDFORD			Porsche Boxster S					
IDEAL LAP TIME : 2:32.178		BEST LAP TIME : 2:32.648			DIFFERENCE : 0.470					
LAP	SECTOR 1		SECTOR 2		SECTOR 3		LAP TIME	MPH	DIFF	TIME OF DAY
1 -	51.964	121.7	1:22.755	121.7	28.331	111.8	2:43.050	80.82	10.402	10:51:53.862
2 -	47.993	125.9	1:20.564	114.7	28.588	109.6	2:37.145	83.85	4.497	10:54:31.007
3 -	47.751	126.6	1:21.663	109.8	29.329	110.5	2:38.743	83.01	6.095	10:57:09.750
4 -	47.243	127.3	1:19.416	116.5	28.001	111.0	2:34.660 (3)	85.20	2.012	10:59:44.410
5 -	47.439	117.7	1:22.837	91.1	29.279	107.9	2:39.555	82.59	6.907	11:02:23.965
6 -	49.954	109.2	1:27.020	117.7	28.270	108.1	2:45.244	79.74	12.596	11:05:09.209
7 -	47.565	125.6	1:18.088	121.1	27.563	111.6	2:33.216 (2)	86.00	0.568	11:07:42.425
8 -	46.988	126.1	1:17.627	121.5	28.033	109.9	2:32.648 (1)	86.32		11:10:15.073

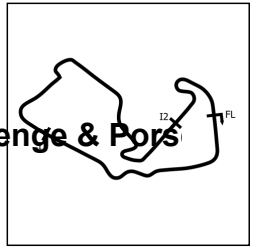
P22 15 3		Shiraz KHAN			Porsche Boxster S					
IDEAL LAP TIME : 2:44.568		BEST LAP TIME : 2:32.729			DIFFERENCE : -11.839					
LAP	SECTOR 1		SECTOR 2		SECTOR 3		LAP TIME	MPH	DIFF	TIME OF DAY
1 -	58.148				107.8		2:55.479	75.09	22.750	10:52:38.334
2 -	48.906				109.0		2:42.396	81.14	9.667	10:55:20.730
3 -	47.108		1:27.737	77.5	30.401	109.2	2:45.246	79.74	12.517	10:58:05.976
4 -	47.859				109.7		2:37.046	83.91	4.317	11:00:43.022
5 -	47.256				103.5		2:37.148	83.85	4.419	11:03:20.170
6 -	47.161				110.1		2:33.076 (2)	86.08	0.347	11:05:53.246
7 -	46.430				109.4		2:33.252 (3)	85.98	0.523	11:08:26.498
8 -	46.532				108.5		2:32.729 (1)	86.28		11:10:59.227

P23 53 3		Wayne GREGORY			Porsche Boxster S					
IDEAL LAP TIME : 2:32.542		BEST LAP TIME : 2:32.797			DIFFERENCE : 0.255					
LAP	SECTOR 1		SECTOR 2		SECTOR 3		LAP TIME	MPH	DIFF	TIME OF DAY
1 -	51.316		1:20.666	116.9	29.512	108.3	2:41.494	81.59	8.697	10:52:15.415
2 -	47.035		1:18.948	118.3	28.483	108.1	2:34.466	85.31	1.669	10:54:49.881
3 -	46.701		1:20.316	117.7	28.536	108.5	2:35.553	84.71	2.756	10:57:25.434
4 -	46.890		1:18.556	120.2	28.048	109.0	2:33.494 (3)	85.85	0.697	10:59:58.928
5 -	47.280		1:18.420	120.6	28.249	109.0	2:33.949	85.59	1.152	11:02:32.877
6 -	47.003		1:19.209	120.4	28.019	108.7	2:34.231	85.44	1.434	11:05:07.108
7 -	46.617		1:18.407	120.2	28.265	108.8	2:33.289 (2)	85.96	0.492	11:07:40.397
8 -	46.777		1:17.906	119.4	28.114	108.7	2:32.797 (1)	86.24		11:10:13.194

P24 52 3		Darren LABBETT			Porsche Boxster S					
IDEAL LAP TIME : 2:32.540		BEST LAP TIME : 2:33.634			DIFFERENCE : 1.094					
LAP	SECTOR 1		SECTOR 2		SECTOR 3		LAP TIME	MPH	DIFF	TIME OF DAY
1 -	50.938		1:19.422	118.5	28.114	107.8	2:38.474	83.15	4.840	10:52:12.269
2 -	47.310		1:18.267	120.0	28.057	108.1	2:33.634 (1)	85.77		10:54:45.903
3 -	47.287		1:18.375	118.5	28.026	107.9	2:33.688 (3)	85.74	0.054	10:57:19.591
4 -	46.981		1:19.214	118.5	28.955	107.1	2:35.150	84.93	1.516	10:59:54.741
5 -	48.448		1:19.044	119.6	28.138	107.2	2:35.630	84.67	1.996	11:02:30.371
6 -	46.484		1:19.374	118.7	27.972	107.2	2:33.830	85.66	0.196	11:05:04.201
7 -	47.132		1:19.566	119.1	27.913	107.6	2:34.611	85.23	0.977	11:07:38.812
8 -	47.190		1:18.689	119.4	27.789	107.8	2:33.668 (2)	85.75	0.034	11:10:12.480

P25 81 3		Perry DARLING			Porsche Boxster S					
IDEAL LAP TIME : 2:33.576		BEST LAP TIME : 2:33.698			DIFFERENCE : 0.122					
LAP	SECTOR 1		SECTOR 2		SECTOR 3		LAP TIME	MPH	DIFF	TIME OF DAY
1 -	55.360		1:26.419	101.9	31.223	102.9	2:53.002	76.17	19.304	10:52:33.691
2 -	48.148		1:20.302	119.1	28.211	109.6	2:36.661 (3)	84.11	2.963	10:55:10.352
3 -	47.351		1:18.219	118.1	28.128	109.2	2:33.698 (1)	85.73		10:57:44.050
4 -	47.469		1:18.772	119.4	28.006	109.7	2:34.247 (2)	85.43	0.549	11:00:18.297
5 -	2:33.727		2:07.740	67.7	IN PIT		5:35.716 P	39.25	3:02.018	11:05:54.013

2022 Petro-Canada Lubricants Porsche Club Championship with Pirelli / 911 Challenge & Porsche



QUALIFYING - RACE 3 - SECTOR ANALYSIS

SECTOR 1 = FL to I1, SECTOR 2 = I1 to I2, SECTOR 3 = I2 to FL, DIFF = Difference To Personal Best Lap, P = Crossed Finish Line in Pit Lane, D = Time Disallowed

P26		5 911c		Nathan LUCKEY		Porsche 964 RS N/GT				
IDEAL LAP TIME : 2:32.876		BEST LAP TIME : 2:33.741		DIFFERENCE : 0.865						
LAP	SECTOR 1		SECTOR 2		SECTOR 3		LAP TIME	MPH	DIFF	TIME OF DAY
1 -	52.208	122.2	1:22.162	121.5	29.288	109.9	2:43.658	80.52	9.917	10:52:38.509
2 -	47.844	127.0	1:18.932	123.3	27.692	111.4	2:34.468 (2)	85.31	0.727	10:55:12.977
3 -	46.995	126.1	1:20.513	122.0	28.004	111.2	2:35.512 (3)	84.73	1.771	10:57:48.489
4 -	47.085	127.8	1:18.189	122.9	28.467	110.7	2:33.741 (1)	85.71		11:00:22.230
5 -	48.163	126.8	1:44.063	84.4	IN PIT		3:10.655 P	69.11	36.914	11:03:32.885

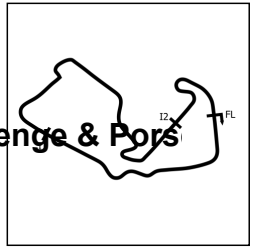
P27		90 3		Sarah THOMSON		Porsche Boxster S				
IDEAL LAP TIME : 2:33.806		BEST LAP TIME : 2:34.226		DIFFERENCE : 0.420						
LAP	SECTOR 1		SECTOR 2		SECTOR 3		LAP TIME	MPH	DIFF	TIME OF DAY
1 -	57.458		1:31.169	115.7	29.816	108.7	2:58.443	73.84	24.217	10:52:48.065
2 -	49.146		1:22.265	118.1	28.617	109.9	2:40.028	82.34	5.802	10:55:28.093
3 -	48.407		1:19.213	121.3	28.313	110.5	2:35.933	84.50	1.707	10:58:04.026
4 -	48.410		1:19.606	121.3	27.782	109.9	2:35.798	84.58	1.572	11:00:39.824
5 -	47.330		1:19.938	121.7	27.846	109.2	2:35.114 (2)	84.95	0.888	11:03:14.938
6 -	47.034		1:20.387	120.9	28.122	109.0	2:35.543	84.72	1.317	11:05:50.481
7 -	47.068		1:19.106	120.0	28.052	109.0	2:34.226 (1)	85.44		11:08:24.707
8 -	46.918		1:19.529	119.1	28.701	109.0	2:35.148 (3)	84.93	0.922	11:10:59.855

P28		6 3		Mike THOMPSON		Porsche Boxster S				
IDEAL LAP TIME : 2:33.942		BEST LAP TIME : 2:34.559		DIFFERENCE : 0.617						
LAP	SECTOR 1		SECTOR 2		SECTOR 3		LAP TIME	MPH	DIFF	TIME OF DAY
1 -	1:04.399	65.6	1:31.953	78.5	31.419	101.3	3:07.771	70.18	33.212	10:53:00.178
2 -	48.337	123.1	1:19.219	119.1	28.413	108.5	2:35.969 (3)	84.48	1.410	10:55:36.147
3 -	47.454	123.8	1:21.050	119.1	28.127	109.4	2:36.631	84.13	2.072	10:58:12.778
4 -	47.511	123.3	1:18.944	118.7	28.559	108.3	2:35.014 (2)	85.01	0.455	11:00:47.792
5 -	48.439	112.2	1:20.463	116.9	28.615	108.1	2:37.517	83.65	2.958	11:03:25.309
6 -	48.030	122.2	1:21.682	118.5	28.432	106.0	2:38.144	83.32	3.585	11:06:03.453
7 -	47.443	123.3	1:18.372	119.4	28.744	108.8	2:34.559 (1)	85.26		11:08:38.012

P29		55 3		Scot ADAMS		Porsche Boxster S				
IDEAL LAP TIME : 2:34.607		BEST LAP TIME : 2:34.791		DIFFERENCE : 0.184						
LAP	SECTOR 1		SECTOR 2		SECTOR 3		LAP TIME	MPH	DIFF	TIME OF DAY
1 -	52.016	107.5	1:24.114	118.9	29.111	107.1	2:45.241	79.74	10.450	10:52:23.873
2 -	47.324	122.2	1:19.079	119.1	28.837	107.4	2:35.240 (3)	84.88	0.449	10:54:59.113
3 -	47.648	121.7	1:19.213	117.5	29.279	106.2	2:36.140	84.39	1.349	10:57:35.253
4 -	47.508	121.5	1:18.808	117.5	28.475	107.1	2:34.791 (1)	85.13		11:00:10.044
5 -	47.356	120.6	1:18.857	118.5	28.641	107.1	2:34.854 (2)	85.09	0.063	11:02:44.898
6 -	47.454	121.1	1:21.892	112.5	IN PIT		2:47.579 P	78.63	12.788	11:05:32.477

P30		19 2		Paul PATTISON		Porsche Boxster S				
IDEAL LAP TIME : 2:35.216		BEST LAP TIME : 2:35.618		DIFFERENCE : 0.402						
LAP	SECTOR 1		SECTOR 2		SECTOR 3		LAP TIME	MPH	DIFF	TIME OF DAY
1 -	58.358	95.7	1:30.191	102.7	30.696	103.7	2:59.245	73.51	23.627	10:52:47.117
2 -	51.315	119.4	1:25.616	114.9	29.707	106.0	2:46.638	79.08	11.020	10:55:33.755
3 -	48.235	120.0	1:21.571	111.4	28.911	106.5	2:38.717 (3)	83.02	3.099	10:58:12.472
4 -	48.593	124.2	1:20.556	114.9	29.615	95.4	2:38.764	83.00	3.146	11:00:51.236
5 -	50.311	105.5	1:21.873	106.8	28.993	100.8	2:41.177	81.75	5.559	11:03:32.413
6 -	48.422	120.2	1:21.101	115.3	28.069	109.0	2:37.592 (2)	83.61	1.974	11:06:10.005
7 -	48.326	120.6	1:18.912	114.3	28.380	107.1	2:35.618 (1)	84.68		11:08:45.623

2022 Petro-Canada Lubricants Porsche Club Championship with Pirelli / 911 Challenge & Pors



QUALIFYING - RACE 3 - SECTOR ANALYSIS

SECTOR 1 = FL to I1, SECTOR 2 = I1 to I2, SECTOR 3 = I2 to FL, DIFF = Difference To Personal Best Lap, P = Crossed Finish Line in Pit Lane, D = Time Disallowed

P31		444 911c		Stuart JEFSCOATE			Porsche 993			
IDEAL LAP TIME : 2:34.277		BEST LAP TIME : 2:36.074		DIFFERENCE : 1.797						
LAP	SECTOR 1		SECTOR 2		SECTOR 3		LAP TIME	MPH	DIFF	TIME OF DAY
1 -	48.580	122.9	1:20.046	122.6	27.995	111.2	2:36.621 (2)	84.13	0.547	10:51:55.745
2 -	46.895	128.5	1:21.095	110.7	28.084	111.8	2:36.074 (1)	84.43		10:54:31.819
3 -	47.191	127.8	1:20.184	110.5	31.187	103.4	2:38.562	83.10	2.488	10:57:10.381
4 -	47.857	127.0	1:19.387	118.1	30.989	76.2	2:38.233 (3)	83.28	2.159	10:59:48.614
5 -	1:14.157	64.0	2:01.464	65.9	IN PIT		4:06.219 P	53.52	1:30.145	11:03:54.833

P32		5 911c		David HARRISON			Porsche 964 RS N/GT			
IDEAL LAP TIME : 2:36.457		BEST LAP TIME : 2:36.457		DIFFERENCE : 0.000						
LAP	SECTOR 1		SECTOR 2		SECTOR 3		LAP TIME	MPH	DIFF	TIME OF DAY
1 -	48.345	124.9	1:20.114	122.9	27.998	110.7	2:36.457 (1)	84.22		11:10:46.762

P33		600 3		Simon Ruffell WARD			Porsche Boxster S			
IDEAL LAP TIME : 2:37.683		BEST LAP TIME : 2:38.690		DIFFERENCE : 1.007						
LAP	SECTOR 1		SECTOR 2		SECTOR 3		LAP TIME	MPH	DIFF	TIME OF DAY
1 -	57.091	105.6	1:30.869	110.9	30.264	103.2	2:58.224	73.93	19.534	10:52:49.296
2 -	49.706	121.3	1:23.757	113.7	29.063	103.0	2:42.526	81.08	3.836	10:55:31.822
3 -	49.078	121.3	1:25.327	114.7	29.354	104.0	2:43.759	80.47	5.069	10:58:15.581
4 -	49.187	120.2	1:21.056	116.1	28.960	105.2	2:39.203 (3)	82.77	0.513	11:00:54.784
5 -	50.146	121.5	1:20.422	118.1	29.127	106.5	2:39.695	82.51	1.005	11:03:34.479
6 -	48.554	122.0	1:21.227	117.1	29.286	105.3	2:39.067 (2)	82.84	0.377	11:06:13.546
7 -	49.287	122.2	1:20.696	118.5	28.707	106.5	2:38.690 (1)	83.04		11:08:52.236

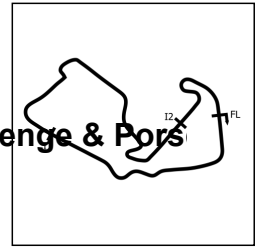
P34		99 3		Graham HEARD			Porsche Boxster S			
IDEAL LAP TIME : 2:38.384		BEST LAP TIME : 2:39.160		DIFFERENCE : 0.776						
LAP	SECTOR 1		SECTOR 2		SECTOR 3		LAP TIME	MPH	DIFF	TIME OF DAY
1 -	52.967	119.4	1:24.034	115.9	28.639	107.1	2:45.640	79.55	6.480	10:52:26.949
2 -	48.731	120.2	1:23.182	102.1	29.803	105.5	2:41.716 (3)	81.48	2.556	10:55:08.665
3 -	50.615	119.8	1:21.645	110.3	29.085	106.9	2:41.345 (2)	81.67	2.185	10:57:50.010
4 -	48.854	119.4	1:22.029	113.1	IN PIT		2:50.305 P	77.37	11.145	11:00:40.315
5 -	OUTLAP	117.5	1:23.102	114.3	28.633	105.5	3:41.573	59.47	1:02.413	11:04:21.888
6 -	51.616	115.7	1:21.836	112.5	28.723	106.5	2:42.175	81.25	3.015	11:07:04.063
7 -	48.336	119.1	1:22.421	112.5	28.403	107.1	2:39.160 (1)	82.79		11:09:43.223

P35		38 3		Eric BRIDGES			Porsche Boxster S			
IDEAL LAP TIME : 2:38.846		BEST LAP TIME : 2:39.739		DIFFERENCE : 0.893						
LAP	SECTOR 1		SECTOR 2		SECTOR 3		LAP TIME	MPH	DIFF	TIME OF DAY
1 -	53.130	102.1	1:30.650	98.5	32.295	105.9	2:56.075	74.84	16.336	10:52:35.945
2 -	48.334	122.6	1:22.674	117.5	28.731	107.9	2:39.739 (1)	82.49		10:55:15.684
3 -	49.615	122.0	1:25.377	117.7	29.087	106.2	2:44.079	80.31	4.340	10:57:59.763
4 -	50.758	122.4	1:23.334	117.9	29.795	108.3	2:43.887	80.40	4.148	11:00:43.650
5 -	48.684	124.7	1:22.129	118.7	29.205	104.8	2:40.018 (2)	82.35	0.279	11:03:23.668
6 -	49.046	122.6	1:27.525	113.9	29.433	107.6	2:46.004	79.38	6.265	11:06:09.672
7 -	49.849	123.5	1:21.781	117.7	28.966	107.6	2:40.596 (3)	82.05	0.857	11:08:50.268

P36		76 3		Faye NOBLE-EVANS			Porsche Boxster S			
IDEAL LAP TIME : 2:40.088		BEST LAP TIME : 2:41.139		DIFFERENCE : 1.051						
LAP	SECTOR 1		SECTOR 2		SECTOR 3		LAP TIME	MPH	DIFF	TIME OF DAY
1 -	58.008	79.7	1:30.197	109.4	29.686	101.1	2:57.891	74.07	16.752	10:52:43.702
2 -	50.259	113.1	1:23.272	112.0	29.180	101.0	2:42.711	80.98	1.572	10:55:26.413
3 -	50.231	116.5	1:22.749	111.6	29.195	99.7	2:42.175 (2)	81.25	1.036	10:58:08.588
4 -	50.022	113.7	1:22.907	111.8	29.246	100.2	2:42.175 (2)	81.25	1.036	11:00:50.763
5 -	50.089	113.3	1:22.066	111.2	28.984	101.9	2:41.139 (1)	81.77		11:03:31.902
6 -	49.038	116.9	1:24.439	112.0	29.031	102.2	2:42.508	81.09	1.369	11:06:14.410
7 -	50.655	118.5	1:22.858	111.6	28.986	100.5	2:42.499	81.09	1.360	11:08:56.909

2022 Petro-Canada Lubricants Porsche Club Championship with Pirelli / 911 Challenge & Porsche

QUALIFYING - RACE 3 - SECTOR ANALYSIS



SECTOR 1 = FL to I1, SECTOR 2 = I1 to I2, SECTOR 3 = I2 to FL, DIFF = Difference To Personal Best Lap, P = Crossed Finish Line in Pit Lane, D = Time Disallowed

P37 49 3		Steve SHORE		Porsche Boxster S						
IDEAL LAP TIME : 2:42.115		BEST LAP TIME : 2:43.279		DIFFERENCE : 1.164						
LAP	SECTOR 1		SECTOR 2		SECTOR 3		LAP TIME	MPH	DIFF	TIME OF DAY
1 -	53.769	106.3	1:29.593	110.7	29.548	104.2	2:52.910	76.21	9.631	10:52:29.423
2 -	51.266	120.0	1:24.464	112.2	29.858	105.0	2:45.588	79.58	2.309	10:55:15.011
3 -	49.894	122.2	1:27.657	111.8	29.168	105.0	2:46.719	79.04	3.440	10:58:01.730
4 -	50.616	119.8	1:23.720	117.3	29.253	104.8	2:43.589 (2)	80.55	0.310	11:00:45.319
5 -	50.432	118.1	1:24.400	115.7	28.976	104.2	2:43.808 (3)	80.44	0.529	11:03:29.127
6 -	51.255	121.3	1:23.483	116.5	29.165	104.2	2:43.903	80.39	0.624	11:06:13.030
7 -	50.972	120.9	1:23.245	114.7	29.062	103.5	2:43.279 (1)	80.70		11:08:56.309

P38 13 2		Brian RICHARDSON		Porsche Boxster S						
IDEAL LAP TIME : 2:43.830		BEST LAP TIME :		DIFFERENCE :						
LAP	SECTOR 1		SECTOR 2		SECTOR 3		LAP TIME	MPH	DIFF	TIME OF DAY
1 -	55.966	102.4	1:35.782	104.5	IN PIT		3:12.149 P	68.58		10:52:42.125
2 -	OUTLAP		113.7	1:24.280	113.3	28.889	104.7	4:14.017	51.87	10:56:56.142
3 -	50.661	119.8	1:33.531	66.7	IN PIT		3:09.544 P	69.52		11:00:05.686

2022 Petro-Canada Lubricants Porsche Club Championship with Pirelli / 911 Challenge & Pors

QUALIFYING - RACE 3 - BEST SECTORS

SECTOR 1				SECTOR 2				SECTOR 3				IDEAL / BEST COMPARISON			
POS	NO	NAME	TIME	NO	NAME	TIME	NO	NAME	TIME	POS	NO	NAME	IDEAL	BEST	DIFF
													PERFECT LAP	2:18.822	
1	23	CLARK	42.591	23	CLARK	1:10.927	9	DYER	25.304	1	23	CLARK	2:19.195	2:19.991	0.796
2	16	HARRISON	42.687	16	HARRISON	1:11.326	16	HARRISON	25.500	2	16	HARRISON	2:19.513	2:19.792	0.279
3	9	DYER	42.777	2	MORRIS	1:11.455	2	MORRIS	25.504	3	2	MORRIS	2:19.756	2:20.021	0.265
4	2	MORRIS	42.797	9	DYER	1:11.701	23	CLARK	25.677	4	9	DYER	2:19.782	2:19.879	0.097
5	80	CALEY	43.605	80	CALEY	1:12.614	33	MOLYNEAUX	26.082	5	80	CALEY	2:22.434	2:22.471	0.037
6	91	TESTER	43.922	17	MUGGERIDGE	1:13.621	44	PORTER	26.145	6	17	MUGGERIDGE	2:23.798	2:24.126	0.328
7	17	MUGGERIDGE	43.999	44	PORTER	1:13.808	17	MUGGERIDGE	26.178	7	91	TESTER	2:24.165	2:24.416	0.251
8	88	SIMPSON	44.117	91	TESTER	1:13.912	80	CALEY	26.215	8	33	MOLYNEAUX	2:24.516	2:24.883	0.367
9	45	SEAGRAVE	44.223	33	MOLYNEAUX	1:14.019	69	CHATHAM	26.258	9	44	PORTER	2:24.577	2:24.872	0.295
10	69	CHATHAM	44.322	69	CHATHAM	1:14.192	91	TESTER	26.331	10	69	CHATHAM	2:24.772	2:25.329	0.557
11	70	ARCHER	44.380	88	SIMPSON	1:14.281	88	SIMPSON	26.401	11	88	SIMPSON	2:24.799	2:24.822	0.023
12	33	MOLYNEAUX	44.415	45	SEAGRAVE	1:14.295	45	SEAGRAVE	26.492	12	45	SEAGRAVE	2:25.010	2:25.648	0.638
13	44	PORTER	44.624	12	BATES	1:15.277	70	ARCHER	26.611	13	70	ARCHER	2:26.505	2:26.847	0.342
14	12	BATES	44.981	24	HAZELTON	1:15.411	64	BLACKER	26.750	14	12	BATES	2:27.518	2:28.386	0.868
15	11	NEAL	45.006	70	ARCHER	1:15.514	11	NEAL	26.926	15	64	BLACKER	2:28.415	2:29.042	0.627
16	64	BLACKER	45.554	64	BLACKER	1:16.111	10	MORRIS	27.135	16	24	HAZELTON	2:28.523	2:28.874	0.351
17	24	HAZELTON	45.927	11	NEAL	1:16.622	24	HAZELTON	27.185	17	11	NEAL	2:28.554	2:29.313	0.759
18	117	KING	46.172	10	MORRIS	1:17.311	12	BATES	27.260	18	10	MORRIS	2:30.978	2:31.336	0.358
19	15	KHAN	46.430	117	KING	1:17.584	22	EVANS	27.500	19	117	KING	2:31.714	2:31.959	0.245
20	52	LABBETT	46.484	27	LUDFORD	1:17.627	27	LUDFORD	27.563	20	22	EVANS	2:32.052	2:32.202	0.150
21	10	MORRIS	46.532	22	EVANS	1:17.759	5	LUCKEY	27.692	21	27	LUDFORD	2:32.178	2:32.648	0.470
22	53	GREGORY	46.617	53	GREGORY	1:17.906	90	THOMSON	27.782	22	52	LABBETT	2:32.540	2:33.634	1.094
23	22	EVANS	46.793	5	LUCKEY	1:18.189	52	LABBETT	27.789	23	53	GREGORY	2:32.542	2:32.797	0.255
24	444	JEFCOATE	46.895	81	DARLING	1:18.219	117	KING	27.958	24	5	LUCKEY	2:32.876	2:33.741	0.865
25	90	THOMSON	46.918	52	LABBETT	1:18.267	444	JEFCOATE	27.995	25	81	DARLING	2:33.576	2:33.698	0.122
26	27	LUDFORD	46.988	6	THOMPSON	1:18.372	5	HARRISON	27.998	26	90	THOMSON	2:33.806	2:34.226	0.420
27	5	LUCKEY	46.995	55	ADAMS	1:18.808	81	DARLING	28.006	27	6	THOMPSON	2:33.942	2:34.559	0.617
28	55	ADAMS	47.324	19	PATTISON	1:18.912	53	GREGORY	28.019	28	444	JEFCOATE	2:34.277	2:36.074	1.797
29	81	DARLING	47.351	90	THOMSON	1:19.106	19	PATTISON	28.069	29	55	ADAMS	2:34.607	2:34.791	0.184
30	6	THOMPSON	47.443	444	JEFCOATE	1:19.387	6	THOMPSON	28.127	30	19	PATTISON	2:35.216	2:35.618	0.402
31	19	PATTISON	48.235	5	HARRISON	1:20.114	99	HEARD	28.403	31	5	HARRISON	2:36.457	2:36.457	0.000
32	38	BRIDGES	48.334	600	WARD	1:20.422	55	ADAMS	28.475	32	600	WARD	2:37.683	2:38.690	1.007
33	99	HEARD	48.336	99	HEARD	1:21.645	600	WARD	28.707	33	99	HEARD	2:38.384	2:39.160	0.776
34	5	HARRISON	48.345	38	BRIDGES	1:21.781	38	BRIDGES	28.731	34	38	BRIDGES	2:38.846	2:39.739	0.893
35	600	WARD	48.554	76	NOBLE-EVANS	1:22.066	13	RICHARDSON	28.889	35	76	NOBLE-EVANS	2:40.088	2:41.139	1.051
36	76	NOBLE-EVANS	49.038	49	SHORE	1:23.245	49	SHORE	28.976	36	49	SHORE	2:42.115	2:43.279	1.164
37	49	SHORE	49.894	13	RICHARDSON	1:24.280	76	NOBLE-EVANS	28.984	37	13	RICHARDSON	2:43.830		
38	13	RICHARDSON	50.661	15	KHAN	1:27.737	15	KHAN	30.401	38	15	KHAN	2:44.568	2:32.729	-11.839

2022 Petro-Canada Lubricants Porsche Club Championship with Pirelli / 911 Challenge & Pors
QUALIFYING - RACE 3 - BEST SPEEDS

POS	INTERMEDIATE 1			INTERMEDIATE 2			FINISH LINE		
	NO	NAME	MPH	NO	NAME	MPH	NO	NAME	MPH
1	11	NEAL	139.5	2	MORRIS	133.1	2	MORRIS	122.0
2	2	MORRIS	139.2	16	HARRISON	132.8	16	HARRISON	121.5
3	12	BATES	137.2	11	NEAL	132.8	12	BATES	121.5
4	16	HARRISON	136.9	12	BATES	131.3	23	CLARK	120.6
5	23	CLARK	136.9	9	DYER	131.0	9	DYER	118.7
6	9	DYER	136.6	23	CLARK	131.0	11	NEAL	118.2
7	33	MOLYNEAUX	133.6	33	MOLYNEAUX	129.8	80	CALEY	117.8
8	45	SEAGRAVE	133.6	80	CALEY	128.5	45	SEAGRAVE	117.6
9	80	CALEY	132.3	45	SEAGRAVE	126.6	33	MOLYNEAUX	117.4
10	17	MUGGERIDGE	130.3	17	MUGGERIDGE	126.1	17	MUGGERIDGE	114.7
11	10	MORRIS	129.8	10	MORRIS	125.2	70	ARCHER	114.1
12	70	ARCHER	129.5	70	ARCHER	124.9	88	SIMPSON	113.9
13	24	HAZELTON	129.0	24	HAZELTON	124.0	24	HAZELTON	112.9
14	444	JEFCOATE	128.5	69	CHATHAM	123.5	69	CHATHAM	112.6
15	91	TESTER	127.8	5	LUCKEY	123.3	10	MORRIS	112.6
16	5	LUCKEY	127.8	117	KING	123.1	91	TESTER	112.2
17	69	CHATHAM	127.5	5	HARRISON	122.9	44	PORTER	112.0
18	27	LUDFORD	127.3	88	SIMPSON	122.6	27	LUDFORD	111.8
19	44	PORTER	127.0	444	JEFCOATE	122.6	444	JEFCOATE	111.8
20	117	KING	126.8	44	PORTER	122.2	117	KING	111.6
21	64	BLACKER	125.6	27	LUDFORD	121.7	5	HARRISON	111.6
22	5	HARRISON	124.9	90	THOMSON	121.7	5	LUCKEY	111.4
23	38	BRIDGES	124.7	91	TESTER	121.5	64	BLACKER	111.2
24	19	PATTISON	124.2	64	BLACKER	121.5	90	THOMSON	110.5
25	6	THOMPSON	123.8	53	GREGORY	120.6	15	KHAN	110.1
26	22	EVANS	123.5	52	LABBETT	120.0	81	DARLING	109.7
27	55	ADAMS	122.2	81	DARLING	119.4	6	THOMPSON	109.4
28	600	WARD	122.2	6	THOMPSON	119.4	22	EVANS	109.0
29	49	SHORE	122.2	22	EVANS	119.1	53	GREGORY	109.0
30	99	HEARD	120.2	55	ADAMS	119.1	19	PATTISON	109.0
31	13	RICHARDSON	119.8	38	BRIDGES	118.7	38	BRIDGES	108.3
32	76	NOBLE-EVANS	118.5	600	WARD	118.5	52	LABBETT	108.1
33				49	SHORE	117.3	55	ADAMS	107.4
34				99	HEARD	115.9	99	HEARD	107.1
35				19	PATTISON	115.3	600	WARD	106.5
36				13	RICHARDSON	113.3	49	SHORE	105.0
37				76	NOBLE-EVANS	112.0	13	RICHARDSON	104.7
38				15	KHAN	77.5	76	NOBLE-EVANS	102.2

2022 Petro-Canada Lubricants Porsche Club Championship with Pirelli / 911 Challenge & Pors

QUALIFYING - RACE 3 - STATISTICS

Competitors Started 38
Planned Start 2022-07-30 @ 10:55:00.000
Actual Start 2022-07-30 @ 10:48:29.430
Finish Time 2022-07-30 @ 11:08:31.050
Track Length 3.6604mi.
Total Laps 270
Total Distance Covered 988.3343mi.

Session Fastest Lap History

NO	CL	NAME	LAP TIME	TIME OF DAY	LAP	VEHICLE
23	1	Simon CLARK	2:26.426	10:51:30.290	1	Porsche 996 C2
23	1	Simon CLARK	2:19.991	10:53:50.281	2	Porsche 996 C2
16	1	Kevin HARRISON	2:19.792	10:53:51.109	2	Porsche 996 C2

Flag History

TYPE	TIME OF DAY
GREEN	10:48:29.430
FINISH	11:08:31.050

Flag Statistics

TYPE	COUNT	TOTAL LAPS	TOTAL TIME
Green	1	9	24:04.243
Red	0	0	0.000
Safety Car	0	0	0.000
FCY	0	0	0.000

2022 Petro-Canada Lubricants Porsche Club Championship with Pirelli / 911 Challenge & Pors

QUALIFYING - RACE 3 - STATISTICS

CLASS : 1

8 Starters

Fastest Lap History

NO	NAME	LAP TIME	TIME OF DAY	LAP	VEHICLE
23	Simon CLARK	2:26.426	10:51:30.290	1	Porsche 996 C2
23	Simon CLARK	2:19.991	10:53:50.281	2	Porsche 996 C2
16	Kevin HARRISON	2:19.792	10:53:51.109	2	Porsche 996 C2

2022 Petro-Canada Lubricants Porsche Club Championship with Pirelli / 911 Challenge & Pors

QUALIFYING - RACE 3 - STATISTICS

CLASS : 2

11 Starters

Fastest Lap History

NO	NAME	LAP TIME	TIME OF DAY	LAP	VEHICLE
27	Kevin LUDFORD	2:43.050	10:51:53.864	1	Porsche Boxster S
24	Carl HAZELTON	2:42.332	10:51:55.045	1	Porsche Boxster S
44	Andrew PORTER	2:38.926	10:51:59.617	1	Porsche Boxster S
10	Julian MORRIS	2:38.710	10:52:02.331	1	Porsche Boxster S
69	Oliver CHATHAM	2:34.402	10:52:02.687	1	Porsche Boxster S
44	Andrew PORTER	2:29.922	10:54:29.539	2	Porsche Boxster S
69	Oliver CHATHAM	2:28.004	10:54:30.690	2	Porsche Boxster S
88	Paul SIMPSON	2:27.046	10:55:28.830	2	Porsche Boxster S
91	Colin TESTER	2:24.416	10:55:38.402	2	Porsche Boxster S

2022 Petro-Canada Lubricants Porsche Club Championship with Pirelli / 911 Challenge & Pors

QUALIFYING - RACE 3 - STATISTICS

CLASS : 3

14 Starters

Fastest Lap History

NO	NAME	LAP TIME	TIME OF DAY	LAP	VEHICLE
117	Darren KING	2:39.506	10:52:09.330	1	Porsche Boxster S
52	Darren LABBETT	2:38.474	10:52:12.261	1	Porsche Boxster S
117	Darren KING	2:33.929	10:54:43.262	2	Porsche Boxster S
52	Darren LABBETT	2:33.634	10:54:45.895	2	Porsche Boxster S
117	Darren KING	2:32.699	10:57:15.957	3	Porsche Boxster S
22	Peter EVANS	2:32.518	11:05:39.405	6	Porsche Boxster S
22	Peter EVANS	2:32.202	11:08:11.609	7	Porsche Boxster S
117	Darren KING	2:31.959	11:10:01.285	8	Porsche Boxster S

2022 Petro-Canada Lubricants Porsche Club Championship with Pirelli / 911 Challenge & Pors

QUALIFYING - RACE 3 - STATISTICS

CLASS : 911c

5 Starters

Fastest Lap History

NO	NAME	LAP TIME	TIME OF DAY	LAP	VEHICLE
12	Tim BATES	2:33.092	10:51:38.767	1	Porsche 911
12	Tim BATES	2:28.386	10:54:07.153	2	Porsche 911

2022 Petro-Canada Lubricants Porsche Club Championship with Pirelli / 911 Challenge & Po
RACE 3 - GRID (25 minutes) - AMENDED V2

ROW 19			37	49	2:43.279 Steve SHORE		
ROW 18	36	76	2:41.139 Faye NOBLE-EVANS	35	38	2:39.739 Eric BRIDGES	
ROW 17		34	99	2:39.160 Graham HEARD	33	600	2:38.690 Simon Ruffell WARD
ROW 16	32	55	2:34.791 Scot ADAMS	31	6	2:34.559 Mike THOMPSON	
ROW 15		30	90	2:34.226 Sarah THOMSON	29	5	2:33.741 Nathan LUCKEY
ROW 14	28	81	2:33.698 Perry DARLING	27	52	2:33.634 Darren LABBETT	
ROW 13		26	53	2:32.797 Wayne GREGORY	25	15	2:32.729 Shiraz KHAN
ROW 12	24	22	2:32.202 Peter EVANS	23	117	2:31.959 Darren KING	
ROW 11		22	11	2:29.313 James NEAL	21	12	2:28.386 Tim BATES
ROW 10							
ROW 9		18	13	Brian RICHARDSON	17	19	2:35.618 Paul PATTISON
ROW 8	16	27	2:32.648 Kevin LUDFORD	15	10	2:31.336 Julian MORRIS	
ROW 7		14	64	2:29.042 Vince BLACKER	13	24	2:28.874 Carl HAZELTON
ROW 6	12	70	2:26.847 Angus ARCHER	11	45	2:25.648 Paul SEAGRAVE	
ROW 5		10	69	2:25.329 Oliver CHATHAM	9	44	2:24.872 Andrew PORTER
ROW 4	8	88	2:24.822 Paul SIMPSON	7	91	2:24.416 Colin TESTER	
ROW 3		6	17	2:24.126 Andrew MUGGERIDGE	5	80	2:22.471 Bill CALEY
ROW 2	4	2	2:20.021 Peter MORRIS	3	23	2:19.991 Simon CLARK	
ROW 1		2	9	2:19.879 Chris DYER	1	16	2:19.792 Kevin HARRISON
						Pole	

Cars 33 & 444 - withdrawn

Silverstone GP: 3.6604 miles

These results are provisional until the conclusion of any judicial and technical matters.

Clerk Of Course : Terry Scannell	Stewards :	Timekeeper : Gethin Rees
----------------------------------	------------	--------------------------

2022 Petro-Canada Lubricants Porsche Club Championship with Pirelli / 911 Challenge & Porsche Classic Boxster Cup

RACE 3 - CLASSIFICATION

POS	NO	CL	PIC NAME	ENTRY	LAPS	TIME	GAP	DIFF	MPH	BEST	ON
1	16	1	1 Kevin HARRISON	Porsche 996 C2	11	26:04.850			92.63	2:21.212	2
2	23	1	2 Simon CLARK	Porsche 996 C2	11	26:05.109	0.259	0.259	92.61	2:21.016	3
3	2	1	3 Peter MORRIS	Porsche 997 C2S	11	26:05.662	0.812	0.553	92.58	2:20.617	2
4	9	1	4 Chris DYER	Porsche Cayman S	11	26:23.492	18.642	17.830	91.54	2:21.268	6
5	80	1	5 Bill CALEY	Porsche Cayman S	11	26:25.695	20.845	2.203	91.41	2:22.284	2
6	91	2	1 Colin TESTER	Porsche Boxster S	11	26:45.535	40.685	19.840	90.28	2:24.696	2
7	17	1	6 Andrew MUGGERIDGE	Porsche 996 C2	11	26:54.180	49.330	8.645	89.80	2:23.868	10
8	45	1	7 Paul SEAGRAVE	Porsche 996 C2	11	26:55.038	50.188	0.858	89.75	2:25.270	8
9	70	2	2 Angus ARCHER	Porsche Boxster S	11	26:56.344	51.494	1.306	89.68	2:25.192	4
10	69	2	3 Oliver CHATHAM	Porsche Boxster S	11	26:59.327	54.477	2.983	89.51	2:24.723	4
11	88	2	4 Paul SIMPSON	Porsche Boxster S	11	27:08.882	1:04.032	9.555	88.99	2:26.004	6
12	44	2	5 Andrew PORTER	Porsche Boxster S	11	27:09.390	1:04.540	0.508	88.96	2:24.579	4
13	12	911c	1 Tim BATES	Porsche 911	11	27:38.426	1:33.576	29.036	87.40	2:27.409	2
14	10	2	6 Julian MORRIS	Porsche Boxster S	11	27:52.994	1:48.144	14.568	86.64	2:29.078	4
15	24	2	7 Carl HAZELTON	Porsche Boxster S	11	27:53.839	1:48.989	0.845	86.60	2:28.591	10
16	11	911c	2 James NEAL	Porsche 964	11	27:58.827	1:53.977	4.988	86.34	2:29.048	2
17	27	2	8 Kevin LUDFORD	Porsche Boxster S	11	28:02.644	1:57.794	3.817	86.14	2:29.544	8
18	64	2	9 Vince BLACKER	Porsche Boxster S	11	28:03.855	1:59.005	1.211	86.08	2:29.155	4
19	52	3	1 Darren LABBETT	Porsche Boxster S	11	28:17.513	2:12.663	13.658	85.39	2:32.568	5
20	117	3	2 Darren KING	Porsche Boxster S	11	28:18.300	2:13.450	0.787	85.35	2:32.579	5
21	15	3	3 Shiraz KHAN	Porsche Boxster S	11	28:19.607	2:14.757	1.307	85.28	2:32.005	7
22	19	2	10 Paul PATTISON	Porsche Boxster S	11	28:25.352	2:20.502	5.745	85.00	2:29.941	6
23	22	3	4 Peter EVANS	Porsche Boxster S	11	28:25.681	2:20.831	0.329	84.98	2:31.560	8
24	6	3	5 Mike THOMPSON	Porsche Boxster S	11	28:27.822	2:22.972	2.141	84.87	2:32.699	9
25	55	3	6 Scot ADAMS	Porsche Boxster S	10	26:05.310	1 Lap	1 Lap	84.18	2:34.436	7
26	53	3	7 Wayne GREGORY	Porsche Boxster S	10	26:05.715	1 Lap	0.405	84.16	2:31.619	7
27	81	3	8 Perry DARLING	Porsche Boxster S	10	26:14.454	1 Lap	8.739	83.69	2:33.670	2
28	90	3	9 Sarah THOMSON	Porsche Boxster S	10	26:16.628	1 Lap	2.174	83.58	2:33.246	4
29	13	2	11 Brian RICHARDSON	Porsche Boxster S	10	26:38.038	1 Lap	21.410	82.46	2:35.903	7
30	49	3	10 Steve SHORE	Porsche Boxster S	10	26:42.312	1 Lap	4.274	82.24	2:36.754	10
31	38	3	11 Eric BRIDGES	Porsche Boxster S	10	26:43.314	1 Lap	1.002	82.19	2:37.597	6
32	600	3	12 Simon Ruffell WARD	Porsche Boxster S	10	26:44.087	1 Lap	0.773	82.15	2:37.551	7
33	99	3	13 Graham HEARD	Porsche Boxster S	10	26:44.578	1 Lap	0.491	82.12	2:36.006	2
34	76	3	14 Faye NOBLE-EVANS	Porsche Boxster S	10	26:46.035	1 Lap	1.457	82.05	2:36.737	7
35	5	911c	3 Nathan LUCKEY	Porsche 964 RS N/GT	10	27:35.220	1 Lap	49.185	79.61	2:32.962	9

FASTEST LAP

2	1	Peter MORRIS	Porsche 997 C2S	2	2:20.617	93.71 mph	150.81 kph
44	2	Andrew PORTER	Porsche Boxster S	4	2:24.579	91.14 mph	146.68 kph
12	911c	Tim BATES	Porsche 911	2	2:27.409	89.39 mph	143.86 kph
22	3	Peter EVANS	Porsche Boxster S	8	2:31.560	86.94 mph	139.92 kph

Race Distance: 11 Laps / 40.26 miles

Silverstone GP: 3.6604 miles

Date: 30/07/2022 Start: 13:35 Finish: 14:01

Weather / Track : Overcast / Dry

These results are provisional until the conclusion of any judicial and technical matters.

Clerk Of Course : Terry Scannell

Stewards :

Timekeeper : Gethin Rees

2022 Petro-Canada Lubricants Porsche Club Championship with Pirelli / 911 Challenge & Pors

RACE 3 - LAP CHART

LAP 1 @ 13:37:34.047			LAP 2 @ 13:39:55.259			LAP 3 @ 13:42:16.908			LAP 4 @ 13:44:38.313			LAP 5 @ 13:47:00.491		
NO	BEHIND	LAP TIME	NO	BEHIND	LAP TIME	NO	BEHIND	LAP TIME	NO	BEHIND	LAP TIME	NO	BEHIND	LAP TIME
16		2:23.381	16		2:21.212	16		2:21.649	16		2:21.405	16		2:22.178
9	0.269	2:23.650	2	0.776	2:20.617	2	0.859	2:21.732	2	0.802	2:21.348	2	0.508	2:21.884
2	1.371	2:24.752	9	0.949	2:21.892	9	1.349	2:22.049	9	1.951	2:22.007	9	2.127	2:22.354
23	1.698	2:25.079	23	2.097	2:21.611	23	1.464	2:21.016	23	2.216	2:22.157	23	2.534	2:22.496
80	3.071	2:26.452	80	4.143	2:22.284	80	5.591	2:23.097	5	1 Lap	4:01.527	80	9.063	2:23.561
91	4.450	2:27.831	91	7.934	2:24.696	91	11.396	2:25.111	80	7.680	2:23.494	5	1 Lap	2:34.082
88	7.120	2:30.501	88	12.861	2:26.953	88	17.281	2:26.069	91	15.308	2:25.317	91	18.889	2:25.759
69	7.356	2:30.737	44	13.192	2:26.654	70	19.018	2:26.071	88	22.613	2:26.737	70	27.672	2:27.045
44	7.750	2:31.131	69	14.165	2:28.021	45	20.149	2:26.725	70	22.805	2:25.192	69	29.313	2:27.404
70	8.027	2:31.408	70	14.596	2:27.781	69	20.769	2:28.253	69	24.087	2:24.723	45	31.378	2:28.242
45	10.976	2:34.357	45	15.073	2:25.309	44	22.863	2:31.320	45	25.314	2:26.570	17	37.634	2:25.019
11	13.584	2:36.965	11	21.420	2:29.048	11	29.691	2:29.920	44	26.037	2:24.579	88	38.724	2:38.289
27	15.738	2:39.119	12	21.982	2:27.409	17	30.170	2:29.363	17	34.793	2:26.028	44	45.570	2:41.711
12	15.785	2:39.166	17	22.456	2:26.791	12	30.532	2:30.199	11	37.479	2:29.193	12	46.856	2:31.120
17	16.877	2:40.258	27	27.251	2:32.725	64	37.749	2:31.286	12	37.914	2:28.787	64	53.238	2:29.917
64	16.891	2:40.272	64	28.112	2:32.433	10	39.203	2:32.643	64	45.499	2:29.155	10	53.989	2:29.291
10	17.344	2:40.725	10	28.209	2:32.077	27	39.986	2:34.384	10	46.876	2:29.078	11	1:00.132	2:44.831
24	17.882	2:41.263	24	28.601	2:31.931	24	40.339	2:33.387	27	51.295	2:32.714	27	1:02.285	2:33.168
22	19.058	2:42.439	22	30.922	2:33.076	117	43.614	2:33.150	24	51.768	2:32.834	24	1:02.653	2:33.063
52	19.541	2:42.922	52	31.112	2:32.783	52	43.951	2:34.488	117	54.878	2:32.669	117	1:05.279	2:32.579
117	19.899	2:43.280	117	32.113	2:33.426	6	46.414	2:34.313	52	55.281	2:32.735	52	1:05.671	2:32.568
15	20.631	2:44.012	6	33.750	2:33.780	15	46.849	2:34.220	6	58.547	2:33.538	6	1:10.642	2:34.273
6	21.182	2:44.563	15	34.278	2:34.859	22	47.188	2:37.915	15	59.367	2:33.923	22	1:11.421	2:34.111
81	22.468	2:45.849	81	34.926	2:33.670	55	51.863	2:36.601	22	59.488	2:33.705	15	1:12.025	2:34.836
55	23.456	2:46.837	55	36.911	2:34.667	53	51.965	2:35.731	53	1:05.188	2:34.628	53	1:15.757	2:32.747
99	24.843	2:48.224	53	37.883	2:33.916	99	56.864	2:38.876	55	1:07.428	2:36.970	19	1:18.056	2:32.373
53	25.179	2:48.560	99	39.637	2:36.006	19	56.871	2:37.904	19	1:07.861	2:32.395	55	1:20.476	2:35.226
5	25.537	2:48.918	19	40.616	2:35.740	81	58.608	2:45.331	90	1:12.870	2:33.246	90	1:24.289	2:33.597
19	26.088	2:49.469	5	46.324	2:41.999 P	90	1:01.029	2:35.047	81	1:13.314	2:36.111	81	1:27.671	2:36.535
600	28.400	2:51.781	600	47.499	2:40.311	600	1:05.292	2:39.442	99	1:13.787	2:38.328	99	1:29.872	2:38.263
38	28.847	2:52.228	90	47.631	2:38.572	38	1:06.160	2:39.617	600	1:22.676	2:38.789	38	1:40.702	2:39.989
13	29.501	2:52.882	38	48.192	2:40.557	13	1:06.753	2:39.846	38	1:22.891	2:38.136	13	1:41.025	2:39.931
76	29.918	2:53.299	13	48.556	2:40.267	76	1:07.885	2:39.605	13	1:23.272	2:37.924	600	1:42.489	2:41.991
90	30.271	2:53.652	76	49.929	2:41.223	49	1:08.239	2:39.541	49	1:25.355	2:38.521	49	1:42.557	2:39.380
49	31.070	2:54.451	49	50.347	2:40.489				76	1:26.436	2:39.956	76	1:43.133	2:38.875

2022 Petro-Canada Lubricants Porsche Club Championship with Pirelli / 911 Challenge & Pors

RACE 3 - LAP CHART

LAP 6 @ 13:49:22.542			LAP 7 @ 13:51:44.657			LAP 8 @ 13:54:06.885			LAP 9 @ 13:56:30.906			LAP 10 @ 13:58:52.819		
NO	BEHIND	LAP TIME	NO	BEHIND	LAP TIME	NO	BEHIND	LAP TIME	NO	BEHIND	LAP TIME	NO	BEHIND	LAP TIME
16		2:22.051	16		2:22.115	16		2:22.228	16		2:24.021	16		2:21.913
2	0.524	2:22.067	2	0.735	2:22.326	23	0.800	2:21.881	23	0.370	2:23.591	23	0.467	2:22.010
9	1.344	2:21.268	23	1.147	2:21.547	2	2.045	2:23.538	13	1 Lap	2:37.907	2	0.908	2:21.895
23	1.715	2:21.232	80	12.708	2:24.045	80	14.341	2:23.861	2	0.926	2:22.902	13	1 Lap	2:37.812
80	10.778	2:23.766	9	13.074	2:33.845	9	14.683	2:23.837	99	1 Lap	2:42.418	9	18.026	2:26.101
91	23.136	2:26.298	91	26.175	2:25.154	91	28.778	2:24.831	38	1 Lap	2:39.153	80	19.298	2:27.727
5	1 Lap	2:34.340	70	35.259	2:25.848	70	39.267	2:26.236	600	1 Lap	2:38.915	38	1 Lap	2:38.762
70	31.526	2:25.905	69	37.148	2:26.391	45	41.308	2:25.270	49	1 Lap	2:39.091	600	1 Lap	2:38.612
69	32.872	2:25.610	45	38.266	2:25.710	69	41.334	2:26.414	76	1 Lap	2:39.271	49	1 Lap	2:38.763
45	34.671	2:25.344	17	42.919	2:24.491	17	44.930	2:24.239	80	13.484	2:23.164	99	1 Lap	2:42.941
17	40.543	2:24.960	5	1 Lap	2:38.130	88	52.203	2:27.557	9	13.838	2:23.176	76	1 Lap	2:40.015
88	42.677	2:26.004	88	46.874	2:26.312	44	57.909	2:26.642	91	30.765	2:26.008	91	36.506	2:27.654
44	49.481	2:25.962	44	53.495	2:26.129	5	1 Lap	2:35.634	70	41.661	2:26.415	70	45.823	2:26.075
12	53.531	2:28.726	12	1:01.579	2:30.163	12	1:10.676	2:31.325	45	42.818	2:25.531	45	46.601	2:25.696
64	1:02.179	2:30.992	64	1:12.733	2:32.669	10	1:24.867	2:34.246	69	44.661	2:27.348	17	47.337	2:23.868
10	1:02.398	2:30.460	10	1:12.849	2:32.566	64	1:25.526	2:35.021	17	45.382	2:24.473	69	50.635	2:27.887
11	1:08.221	2:30.140	24	1:19.512	2:30.983	24	1:26.739	2:29.455	88	55.124	2:26.942	88	1:00.104	2:26.893
24	1:10.644	2:30.042	11	1:21.064	2:34.958	11	1:29.321	2:30.485	44	59.593	2:25.705	44	1:02.574	2:24.894
27	1:12.510	2:32.276	27	1:23.053	2:32.658	27	1:30.369	2:29.544	5	1 Lap	2:33.934	5	1 Lap	2:32.962
117	1:16.567	2:33.339	52	1:28.519	2:33.531	52	1:40.900	2:34.609	12	1:17.624	2:30.969	12	1:26.664	2:30.953
52	1:17.103	2:33.483	117	1:28.953	2:34.501	117	1:41.517	2:34.792	10	1:31.698	2:30.852	10	1:39.419	2:29.634
6	1:22.162	2:33.571	22	1:32.909	2:32.111	22	1:42.241	2:31.560	24	1:34.007	2:31.289	24	1:40.685	2:28.591
22	1:22.913	2:33.543	15	1:33.505	2:32.005	15	1:43.438	2:32.161	64	1:34.796	2:33.291	11	1:44.513	2:30.755
15	1:23.615	2:33.641	6	1:34.930	2:34.883	6	1:49.414	2:36.712	11	1:35.671	2:30.371	64	1:47.275	2:34.392
53	1:25.731	2:32.025	53	1:35.235	2:31.619	19	1:52.598	2:39.461	27	1:36.478	2:30.130	27	1:47.349	2:32.784
19	1:25.946	2:29.941	19	1:35.365	2:31.534	55	1:59.341	2:35.771	52	1:49.953	2:33.074	52	2:01.838	2:33.798
55	1:33.477	2:35.052	55	1:45.798	2:34.436	90	2:02.380	2:37.243	117	1:52.119	2:34.623	117	2:03.431	2:33.225
90	1:36.107	2:33.869	90	1:47.365	2:33.373	53	2:02.455	2:49.448	15	1:52.453	2:33.036	15	2:04.025	2:33.485
81	1:40.234	2:34.614	81	1:53.465	2:35.346	81	2:06.066	2:34.829	22	1:52.941	2:34.721	22	2:07.761	2:36.733
99	1:47.659	2:39.838	99	2:07.706	2:42.162				6	1:58.092	2:32.699	6	2:11.389	2:35.210
13	1:55.239	2:36.265	13	2:09.027	2:35.903				19	1:58.720	2:30.143	19	2:11.626	2:34.819
38	1:56.248	2:37.597	38	2:12.852	2:38.719				55	2:10.109	2:34.789			
600	1:58.115	2:37.677	600	2:13.551	2:37.551				53	2:12.457	2:34.023			
49	1:58.730	2:38.224	49	2:13.713	2:37.098				90	2:13.445	2:35.086			
76	1:59.605	2:38.523	76	2:14.227	2:36.737				81	2:17.425	2:35.380			

2022 Petro-Canada Lubricants Porsche Club Championship with Pirelli / 911 Challenge & Pors
RACE 3 - LAP CHART

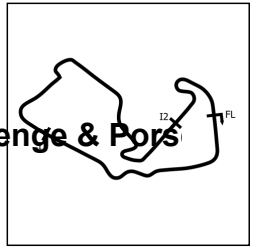
LAP 11 @ 14:01:15.516		
NO	BEHIND	LAP TIME
16		2:22.697
23	0.259	2:22.489
55	1 Lap	2:34.961
2	0.812	2:22.601
53	1 Lap	2:33.018
81	1 Lap	2:36.789
90	1 Lap	2:42.943
9	18.642	2:23.313
80	20.845	2:24.244
13	1 Lap	2:39.301
49	1 Lap	2:36.754
38	1 Lap	2:38.556
600	1 Lap	2:39.018
99	1 Lap	2:37.522
91	40.685	2:26.876
76	1 Lap	2:38.531
17	49.330	2:24.690
45	50.188	2:26.284
70	51.494	2:28.368
69	54.477	2:26.539
88	1:04.032	2:26.625
44	1:04.540	2:24.663
5	1 Lap	2:33.694
12	1:33.576	2:29.609
10	1:48.144	2:31.422
24	1:48.989	2:31.001
11	1:53.977	2:32.161
27	1:57.794	2:33.142
64	1:59.005	2:34.427
52	2:12.663	2:33.522
117	2:13.450	2:32.716
15	2:14.757	2:33.429
19	2:20.502	2:31.573
22	2:20.831	2:35.767
6	2:22.972	2:34.280

2022 Petro-Canada Lubricants Porsche Club Championship with Pirelli / 911 Challenge & Pors

RACE 3 - POSITION CHART

No	Name	Lap Pos	Lap											
			1	2	3	4	5	6	7	8	9	10	11	
16	HARRISON	1	16	16	16	16	16	16	16	16	16	16	16	16
9	DYER	2	9	2	2	2	2	2	2	2	23	23	23	23
23	CLARK	3	2	9	9	9	9	9	9	23	2	2	2	2
2	MORRIS	4	23	23	23	23	23	23	23	80	80	80	9	9
80	CALEY	5	80	80	80	80	80	80	80	9	9	9	80	80
17	MUGGERIDGE	6	91	91	91	91	91	91	91	91	91	91	91	91
91	TESTER	7	88	88	88	88	70	70	70	70	70	70	70	17
88	SIMPSON	8	69	44	70	70	69	69	69	45	45	45	45	45
44	PORTER	9	44	69	45	69	45	45	45	69	69	17	70	70
69	CHATHAM	10	70	70	69	45	17	17	17	17	17	69	69	69
45	SEAGRAVE	11	45	45	44	44	88	88	88	88	88	88	88	88
70	ARCHER	12	11	11	11	17	44	44	44	44	44	44	44	44
24	HAZELTON	13	27	12	17	11	12	12	12	12	12	12	12	12
64	BLACKER	14	12	17	12	12	64	64	64	10	10	10	10	10
10	MORRIS	15	17	27	64	64	10	10	10	64	24	24	24	24
27	LUDFORD	16	64	64	10	10	11	11	24	24	64	11	11	11
19	PATTISON	17	10	10	27	27	27	24	11	11	11	64	27	27
13	RICHARDSON	18	24	24	24	24	24	27	27	27	27	27	27	64
12	BATES	19	22	22	117	117	117	117	52	52	52	52	52	52
11	NEAL	20	52	52	52	52	52	52	117	117	117	117	117	117
117	KING	21	117	117	6	6	6	6	22	22	15	15	15	15
22	EVANS	22	15	6	15	15	22	22	15	15	22	22	22	19
15	KHAN	23	6	15	22	22	15	15	6	6	6	6	6	22
53	GREGORY	24	81	81	55	53	53	53	53	19	19	19	19	6
52	LABBETT	25	55	55	53	55	19	19	19	55	55	55	55	55
81	DARLING	26	99	53	99	19	55	55	55	90	53	53	53	53
5	LUCKEY	27	53	99	19	90	90	90	90	53	90	81	81	81
90	THOMSON	28	5	19	81	81	81	81	81	81	81	81	90	90
6	THOMPSON	29	19	5	90	99	99	99	99	13	13	13	13	13
55	ADAMS	30	600	600	600	600	38	13	13	99	38	49	49	49
600	WARD	31	38	90	38	38	13	38	38	38	600	38	38	38
99	HEARD	32	13	38	13	13	600	600	600	600	49	600	600	600
38	BRIDGES	33	76	13	76	49	49	49	49	49	99	99	99	99
76	NOBLE-EVANS	34	90	76	49	76	76	76	76	76	76	76	76	76
49	SHORE	35	49	49	5	5	5	5	5	5	5	5	5	5

2022 Petro-Canada Lubricants Porsche Club Championship with Pirelli / 911 Challenge & Pors



RACE 3 - SECTOR ANALYSIS

SECTOR 1 = FL to I1, SECTOR 2 = I1 to I2, SECTOR 3 = I2 to FL, DIFF = Difference To Personal Best Lap, P = Crossed Finish Line in Pit Lane, D = Time Disallowed

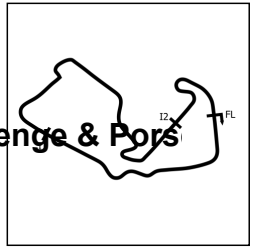
P1		16 1		Kevin HARRISON		Porsche 996 C2				
IDEAL LAP TIME : 2:20.948		BEST LAP TIME : 2:21.212		DIFFERENCE : 0.264						
LAP	SECTOR 1		SECTOR 2		SECTOR 3		LAP TIME	MPH	DIFF	TIME OF DAY
1 -		133.9	1:12.260	130.0	25.738	120.2	2:23.381	91.90	2.169	13:37:34.047
2 -	43.232	135.5	1:12.092	131.0	25.888	120.0	2:21.212 (1)	93.31		13:39:55.259
3 -	43.599	135.2	1:12.205	130.0	25.845	120.4	2:21.649 (3)	93.03	0.437	13:42:16.908
4 -	43.685	135.0	1:11.978	131.3	25.742	120.2	2:21.405 (2)	93.19	0.193	13:44:38.313
5 -	43.657	134.7	1:12.581	130.0	25.940	120.4	2:22.178	92.68	0.966	13:47:00.491
6 -	43.560	135.8	1:12.549	130.3	25.942	120.0	2:22.051	92.76	0.839	13:49:22.542
7 -	43.582	135.0	1:12.789	129.8	25.744	119.7	2:22.115	92.72	0.903	13:51:44.657
8 -	43.768	135.0	1:12.665	130.5	25.795	120.0	2:22.228	92.65	1.016	13:54:06.885
9 -	43.638	135.8	1:14.551	129.5	25.832	119.1	2:24.021	91.49	2.809	13:56:30.906
10 -	43.530	135.0	1:12.503	130.3	25.880	119.7	2:21.913	92.85	0.701	13:58:52.819
11 -	43.486	135.8	1:12.860	129.5	26.351	118.4	2:22.697	92.34	1.485	14:01:15.516

P2		23 1		Simon CLARK		Porsche 996 C2				
IDEAL LAP TIME : 2:20.425		BEST LAP TIME : 2:21.016		DIFFERENCE : 0.591						
LAP	SECTOR 1		SECTOR 2		SECTOR 3		LAP TIME	MPH	DIFF	TIME OF DAY
1 -		134.2	1:12.448	130.8	26.080	120.4	2:25.079	90.83	4.063	13:37:35.745
2 -	43.647	136.3	1:12.193	130.5	25.771	120.8	2:21.611	93.05	0.595	13:39:57.356
3 -	42.988	138.6	1:12.166	130.8	25.862	118.2	2:21.016 (1)	93.44		13:42:18.372
4 -	43.626	138.9	1:12.729	128.3	25.802	121.3	2:22.157	92.69	1.141	13:44:40.529
5 -	43.235	136.3	1:13.305	129.3	25.956	120.0	2:22.496	92.47	1.480	13:47:03.025
6 -	43.240	137.7	1:11.992	130.5	26.000	119.7	2:21.232 (2)	93.30	0.216	13:49:24.257
7 -	42.994	136.6	1:12.870	130.0	25.683	120.2	2:21.547 (3)	93.09	0.531	13:51:45.804
8 -	43.125	137.5	1:13.311	131.0	25.445	120.6	2:21.881	92.87	0.865	13:54:07.685
9 -	43.116	137.7	1:14.549	131.5	25.926	120.6	2:23.591	91.77	2.575	13:56:31.276
10 -	43.536	136.3	1:12.477	131.5	25.997	120.6	2:22.010	92.79	0.994	13:58:53.286
11 -	43.159	136.3	1:12.875	128.8	26.455	119.5	2:22.489	92.48	1.473	14:01:15.775

P3		2 1		Peter MORRIS		Porsche 997 C2S				
IDEAL LAP TIME : 2:20.281		BEST LAP TIME : 2:20.617		DIFFERENCE : 0.336						
LAP	SECTOR 1		SECTOR 2		SECTOR 3		LAP TIME	MPH	DIFF	TIME OF DAY
1 -		135.0	1:12.395	133.6	25.671	118.2	2:24.752	91.03	4.135	13:37:35.418
2 -	42.711	139.2	1:12.356	132.6	25.550	119.1	2:20.617 (1)	93.71		13:39:56.035
3 -	43.956	138.3	1:12.020	131.5	25.756	119.1	2:21.732 (3)	92.97	1.115	13:42:17.767
4 -	43.221	137.7	1:12.463	132.3	25.664	119.3	2:21.348 (2)	93.22	0.731	13:44:39.115
5 -	43.113	137.5	1:12.714	132.6	26.057	119.1	2:21.884	92.87	1.267	13:47:00.999
6 -	43.140	139.2	1:13.088	131.5	25.839	119.1	2:22.067	92.75	1.450	13:49:23.066
7 -	43.459	138.0	1:12.714	130.3	26.153	119.7	2:22.326	92.58	1.709	13:51:45.392
8 -	43.214	136.6	1:14.596	132.3	25.728	120.6	2:23.538	91.80	2.921	13:54:08.930
9 -	43.680	137.5	1:13.403	132.1	25.819	121.1	2:22.902	92.21	2.285	13:56:31.832
10 -	43.222	138.6	1:12.665	133.4	26.008	121.5	2:21.895	92.87	1.278	13:58:53.727
11 -	43.749	137.5	1:12.777	132.6	26.075	120.8	2:22.601	92.41	1.984	14:01:16.328

P4		9 1		Chris DYER		Porsche Cayman S				
IDEAL LAP TIME : 2:20.660		BEST LAP TIME : 2:21.268		DIFFERENCE : 0.608						
LAP	SECTOR 1		SECTOR 2		SECTOR 3		LAP TIME	MPH	DIFF	TIME OF DAY
1 -		136.1	1:12.126	131.5	25.562	119.1	2:23.650	91.73	2.382	13:37:34.316
2 -	43.125	136.3	1:12.875	129.8	25.892	118.0	2:21.892 (2)	92.87	0.624	13:39:56.208
3 -	43.348	135.8	1:12.344	130.0	26.357	116.6	2:22.049	92.76	0.781	13:42:18.257
4 -	43.212	137.2	1:13.022	129.0	25.773	117.4	2:22.007 (3)	92.79	0.739	13:44:40.264
5 -	43.347	135.2	1:13.322	130.3	25.685	117.0	2:22.354	92.57	1.086	13:47:02.618
6 -	42.972	136.3	1:12.573	130.5	25.723	117.4	2:21.268 (1)	93.28		13:49:23.886
7 -	43.207	135.8	1:24.033	123.3	26.605	116.3	2:33.845	85.65	12.577	13:51:57.731
8 -	44.361	131.8	1:13.470	130.0	26.006	116.3	2:23.837	91.61	2.569	13:54:21.568
9 -	43.660	135.5	1:13.584	130.0	25.932	117.4	2:23.176	92.03	1.908	13:56:44.744
10 -	43.919	135.8	1:16.216	128.3	25.966	116.8	2:26.101	90.19	4.833	13:59:10.845
11 -	43.617	135.0	1:13.740	129.5	25.956	116.3	2:23.313	91.95	2.045	14:01:34.158

2022 Petro-Canada Lubricants Porsche Club Championship with Pirelli / 911 Challenge & Pors



RACE 3 - SECTOR ANALYSIS

SECTOR 1 = FL to I1, SECTOR 2 = I1 to I2, SECTOR 3 = I2 to FL, DIFF = Difference To Personal Best Lap, P = Crossed Finish Line in Pit Lane, D = Time Disallowed

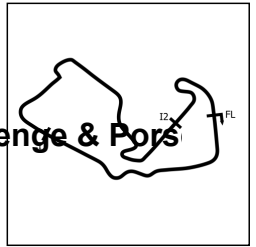
P5 80 1		Bill CALEY		Porsche Cayman S						
IDEAL LAP TIME : 2:22.220		BEST LAP TIME : 2:22.284		DIFFERENCE : 0.064						
LAP	SECTOR 1		SECTOR 2		SECTOR 3		LAP TIME	MPH	DIFF	TIME OF DAY
1 -		133.1	1:13.303	129.3	26.087	117.8	2:26.452	89.97	4.168	13:37:37.118
2 -	43.785	132.3	1:12.462	129.3	26.037	117.4	2:22.284 (1)	92.61		13:39:59.402
3 -	44.070	131.3	1:12.795	128.5	26.232	116.6	2:23.097 (2)	92.08	0.813	13:42:22.499
4 -	44.026	132.1	1:13.232	127.3	26.236	116.3	2:23.494	91.83	1.210	13:44:45.993
5 -	44.573	131.0	1:12.619	128.8	26.369	116.6	2:23.561	91.79	1.277	13:47:09.554
6 -	44.063	131.8	1:13.036	128.8	26.667	116.6	2:23.766	91.66	1.482	13:49:33.320
7 -	44.318	131.3	1:13.372	127.3	26.355	116.6	2:24.045	91.48	1.761	13:51:57.365
8 -	44.215	130.8	1:13.330	127.5	26.316	116.3	2:23.861	91.60	1.577	13:54:21.226
9 -	43.735	131.3	1:13.406	128.0	26.023	116.6	2:23.164 (3)	92.04	0.880	13:56:44.390
10 -	43.985	132.8	1:17.583	125.6	26.159	116.6	2:27.727	89.20	5.443	13:59:12.117
11 -	44.829	131.3	1:13.051	129.0	26.364	113.9	2:24.244	91.35	1.960	14:01:36.361

P6 91 2		Colin TESTER		Porsche Boxster S						
IDEAL LAP TIME : 2:23.996		BEST LAP TIME : 2:24.696		DIFFERENCE : 0.700						
LAP	SECTOR 1		SECTOR 2		SECTOR 3		LAP TIME	MPH	DIFF	TIME OF DAY
1 -		127.8	1:13.649	122.9	26.088	110.7	2:27.831	89.14	3.135	13:37:38.497
2 -	44.259	126.1	1:14.081	120.0	26.356	110.9	2:24.696 (1)	91.07		13:40:03.193
3 -	44.478	125.4	1:14.375	119.4	26.258	110.9	2:25.111 (3)	90.81	0.415	13:42:28.304
4 -	44.553	124.5	1:14.391	119.4	26.373	110.9	2:25.317	90.68	0.621	13:44:53.621
5 -	44.605	124.7	1:14.705	119.1	26.449	111.0	2:25.759	90.40	1.063	13:47:19.380
6 -	44.865	124.7	1:14.989	118.5	26.444	111.4	2:26.298	90.07	1.602	13:49:45.678
7 -	44.354	125.2	1:14.557	120.2	26.243	110.9	2:25.154	90.78	0.458	13:52:10.832
8 -	44.603	124.5	1:13.870	120.4	26.358	110.9	2:24.831 (2)	90.98	0.135	13:54:35.663
9 -	44.636	124.0	1:14.584	119.4	26.788	108.8	2:26.008	90.25	1.312	13:57:01.671
10 -	45.405	124.0	1:15.387	117.9	26.862	106.9	2:27.654	89.24	2.958	13:59:29.325
11 -	44.957	124.0	1:15.335	119.1	26.584	105.7	2:26.876	89.72	2.180	14:01:56.201

P7 17 1		Andrew MUGGERIDGE		Porsche 996 C2						
IDEAL LAP TIME : 2:23.562		BEST LAP TIME : 2:23.868		DIFFERENCE : 0.306						
LAP	SECTOR 1		SECTOR 2		SECTOR 3		LAP TIME	MPH	DIFF	TIME OF DAY
1 -		118.1	1:16.585	123.5	27.092	114.5	2:40.258	82.22	16.390	13:37:50.924
2 -	45.722	129.3	1:14.254	126.8	26.815	114.7	2:26.791	89.77	2.923	13:40:17.715
3 -	45.534	130.3	1:17.085	122.4	26.744	114.9	2:29.363	88.22	5.495	13:42:47.078
4 -	45.681	130.0	1:13.890	124.9	26.457	113.9	2:26.028	90.24	2.160	13:45:13.106
5 -	44.976	129.8	1:13.789	125.2	26.254	114.1	2:25.019	90.86	1.151	13:47:38.125
6 -	44.600	128.8	1:13.878	125.9	26.482	114.5	2:24.960	90.90	1.092	13:50:03.085
7 -	44.311	128.3	1:13.977	126.1	26.203	114.1	2:24.491	91.20	0.623	13:52:27.576
8 -	44.087	128.5	1:13.565	125.6	26.587	113.9	2:24.239 (2)	91.36	0.371	13:54:51.815
9 -	44.214	129.5	1:13.851	127.0	26.408	115.1	2:24.473 (3)	91.21	0.605	13:57:16.288
10 -	44.210	130.5	1:13.272	126.8	26.386	114.3	2:23.868 (1)	91.59		13:59:40.156
11 -	44.257	130.0	1:14.074	125.2	26.359	113.9	2:24.690	91.07	0.822	14:02:04.846

P8 45 1		Paul SEAGRAVE		Porsche 996 C2						
IDEAL LAP TIME : 2:24.485		BEST LAP TIME : 2:25.270		DIFFERENCE : 0.785						
LAP	SECTOR 1		SECTOR 2		SECTOR 3		LAP TIME	MPH	DIFF	TIME OF DAY
1 -		123.5	1:15.238	125.9	26.610	115.9	2:34.357	85.37	9.087	13:37:45.023
2 -	44.446	132.6	1:14.362	126.8	26.501	116.8	2:25.309 (2)	90.68	0.039	13:40:10.332
3 -	44.841	132.3	1:15.423	126.3	26.461	117.4	2:26.725	89.81	1.455	13:42:37.057
4 -	44.386	133.4	1:15.470	125.2	26.714	116.3	2:26.570	89.90	1.300	13:45:03.627
5 -	47.380	131.5	1:14.295	125.9	26.567	116.3	2:28.242	88.89	2.972	13:47:31.869
6 -	44.365	132.3	1:14.071	126.6	26.908	116.8	2:25.344 (3)	90.66	0.074	13:49:57.213
7 -	44.438	132.3	1:14.414	127.8	26.858	116.8	2:25.710	90.43	0.440	13:52:22.923
8 -	43.953	133.1	1:14.536	127.0	26.781	115.9	2:25.270 (1)	90.71		13:54:48.193
9 -	44.518	132.3	1:14.292	128.0	26.721	116.3	2:25.531	90.54	0.261	13:57:13.724
10 -	44.498	132.8	1:14.386	127.3	26.812	116.8	2:25.696	90.44	0.426	13:59:39.420
11 -	44.235	132.3	1:15.427	127.3	26.622	117.0	2:26.284	90.08	1.014	14:02:05.704

2022 Petro-Canada Lubricants Porsche Club Championship with Pirelli / 911 Challenge & Pors



RACE 3 - SECTOR ANALYSIS

SECTOR 1 = FL to I1, SECTOR 2 = I1 to I2, SECTOR 3 = I2 to FL, DIFF = Difference To Personal Best Lap, P = Crossed Finish Line in Pit Lane, D = Time Disallowed

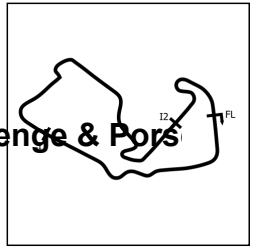
P9 70 2		Angus ARCHER		Porsche Boxster S									
IDEAL LAP TIME : 2:25.060		BEST LAP TIME : 2:25.192		DIFFERENCE : 0.132									
LAP	SECTOR 1	SECTOR 2	SECTOR 3	LAP TIME	MPH	DIFF	TIME OF DAY						
1 -		127.8	1:14.300	125.6	26.445	114.1	2:31.408	87.03	6.216	13:37:42.074			
2 -	44.970	129.5	1:16.374	123.3	26.437	113.7	2:27.781	89.17	2.589	13:40:09.855			
3 -	45.178	129.0	1:14.447	124.5	26.446	112.9	2:26.071	90.21	0.879	13:42:35.926			
4 -	44.523	129.3	1:14.106	122.9	26.563	113.3	2:25.192 (1)	90.76		13:45:01.118			
5 -	45.872	127.0	1:14.487	123.5	26.686	112.6	2:27.045	89.61	1.853	13:47:28.163			
6 -	44.826	127.5	1:14.586	123.8	26.493	113.1	2:25.905 (3)	90.31	0.713	13:49:54.068			
7 -	45.087	127.3	1:14.330	124.0	26.431	113.1	2:25.848 (2)	90.35	0.656	13:52:19.916			
8 -	44.858	126.1	1:14.737	123.8	26.641	112.6	2:26.236	90.11	1.044	13:54:46.152			
9 -	45.218	126.3	1:14.756	124.2	26.441	112.6	2:26.415	90.00	1.223	13:57:12.567			
10 -	44.954	126.8	1:14.545	123.5	26.576	112.8	2:26.075	90.21	0.883	13:59:38.642			
11 -	44.898	125.6	1:16.625	124.7	26.845	113.3	2:28.368	88.81	3.176	14:02:07.010			

P10 69 2		Oliver CHATHAM		Porsche Boxster S									
IDEAL LAP TIME : 2:24.697		BEST LAP TIME : 2:24.723		DIFFERENCE : 0.026									
LAP	SECTOR 1	SECTOR 2	SECTOR 3	LAP TIME	MPH	DIFF	TIME OF DAY						
1 -		124.9	1:14.468	123.5	26.472	111.8	2:30.737	87.42	6.014	13:37:41.403			
2 -	44.901	126.3	1:16.913	123.3	26.207	111.6	2:28.021	89.02	3.298	13:40:09.424			
3 -	46.612	126.8	1:15.174	124.7	26.467	112.4	2:28.253	88.88	3.530	13:42:37.677			
4 -	44.517	128.5	1:14.084	123.8	26.122	112.2	2:24.723 (1)	91.05		13:45:02.400			
5 -	46.711	125.6	1:14.214	122.9	26.479	111.4	2:27.404	89.39	2.681	13:47:29.804			
6 -	44.733	125.9	1:14.196	123.5	26.681	111.2	2:25.610 (2)	90.50	0.887	13:49:55.414			
7 -	45.532	124.9	1:14.305	122.9	26.554	111.6	2:26.391 (3)	90.01	1.668	13:52:21.805			
8 -	44.603	126.1	1:14.058	123.8	27.753	107.6	2:26.414	90.00	1.691	13:54:48.219			
9 -	45.364	126.6	1:15.255	122.2	26.729	111.6	2:27.348	89.43	2.625	13:57:15.567			
10 -	46.365	125.9	1:14.951	123.3	26.571	111.6	2:27.887	89.10	3.164	13:59:43.454			
11 -	44.935	126.1	1:14.859	123.1	26.745	108.3	2:26.539	89.92	1.816	14:02:09.993			

P11 88 2		Paul SIMPSON		Porsche Boxster S								
IDEAL LAP TIME : 2:25.582		BEST LAP TIME : 2:26.004		DIFFERENCE : 0.422								
LAP	SECTOR 1	SECTOR 2	SECTOR 3	LAP TIME	MPH	DIFF	TIME OF DAY					
1 -		1:15.071	122.6	26.573	112.4	2:30.501	87.55	4.497	13:37:41.167			
2 -	44.938	1:15.450	121.7	26.565	112.0	2:26.953	89.67	0.949	13:40:08.120			
3 -	44.948	1:14.576	121.5	26.545	112.2	2:26.069 (2)	90.21	0.065	13:42:34.189			
4 -	45.192	1:15.012		26.533	111.2	2:26.737	89.80	0.733	13:45:00.926			
5 -	56.662	1:15.177	121.3	26.450	111.4	2:38.289	83.25	12.285	13:47:39.215			
6 -	45.024	1:14.326	122.0	26.654	111.8	2:26.004 (1)	90.25		13:50:05.219			
7 -	44.807				110.7	2:26.312 (3)	90.06	0.308	13:52:31.531			
8 -	45.570	1:15.006	122.4	26.981	111.0	2:27.557	89.30	1.553	13:54:59.088			
9 -	45.302				111.2	2:26.942	89.68	0.938	13:57:26.030			
10 -	45.224	1:14.774	121.5	26.895	111.2	2:26.893	89.71	0.889	13:59:52.923			
11 -	44.806	1:15.154	120.9	26.665	111.8	2:26.625	89.87	0.621	14:02:19.548			

P12 44 2		Andrew PORTER		Porsche Boxster S									
IDEAL LAP TIME : 2:24.454		BEST LAP TIME : 2:24.579		DIFFERENCE : 0.125									
LAP	SECTOR 1	SECTOR 2	SECTOR 3	LAP TIME	MPH	DIFF	TIME OF DAY						
1 -		124.2	1:14.474	123.8	26.470	111.2	2:31.131	87.19	6.552	13:37:41.797			
2 -	44.759	127.5	1:15.485	122.0	26.410	110.9	2:26.654	89.85	2.075	13:40:08.451			
3 -	50.881	125.6	1:14.261	122.2	26.178	111.4	2:31.320	87.08	6.741	13:42:39.771			
4 -	44.731	126.3	1:13.762	122.9	26.086	111.8	2:24.579 (1)	91.14		13:45:04.350			
5 -	1:00.513	126.3	1:14.921	119.6	26.277	110.5	2:41.711	81.48	17.132	13:47:46.061			
6 -	44.881	125.6	1:14.695	121.3	26.386	111.4	2:25.962	90.28	1.383	13:50:12.023			
7 -	44.985	126.1	1:14.518	121.1	26.626	109.6	2:26.129	90.17	1.550	13:52:38.152			
8 -	45.324	124.7	1:15.027	120.9	26.291	110.7	2:26.642	89.86	2.063	13:55:04.794			
9 -	45.114	124.7	1:14.535	121.3	26.056	111.0	2:25.705	90.44	1.126	13:57:30.499			
10 -	44.657	126.6	1:14.066	121.3	26.171	111.4	2:24.894 (3)	90.94	0.315	13:59:55.393			
11 -	44.726	126.8	1:13.902	122.0	26.035	111.4	2:24.663 (2)	91.09	0.084	14:02:20.056			

2022 Petro-Canada Lubricants Porsche Club Championship with Pirelli / 911 Challenge & Pors



RACE 3 - SECTOR ANALYSIS

SECTOR 1 = FL to I1, SECTOR 2 = I1 to I2, SECTOR 3 = I2 to FL, DIFF = Difference To Personal Best Lap, P = Crossed Finish Line in Pit Lane, D = Time Disallowed

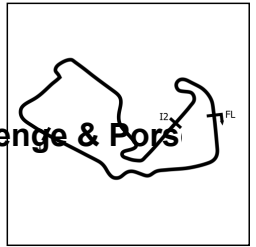
P13 12 911c Tim BATES			Porsche 911										
IDEAL LAP TIME : 2:27.010			BEST LAP TIME : 2:27.409			DIFFERENCE : 0.399							
LAP	SECTOR 1	SECTOR 2	SECTOR 3	LAP TIME	MPH	DIFF	TIME OF DAY						
1 -		131.8	1:18.019	122.0	27.292	114.7	2:39.166	82.79	11.757	13:37:49.832			
2 -	44.741	129.3	1:15.655	130.8	27.013	122.2	2:27.409 (1)	89.39		13:40:17.241			
3 -	45.309	135.2	1:17.771	123.8	27.119	118.0	2:30.199	87.73	2.790	13:42:47.440			
4 -	45.352	133.4	1:16.821	130.0	26.614	122.9	2:28.787 (3)	88.56	1.378	13:45:16.227			
5 -	45.409	138.6	1:18.354	115.3	27.357	118.7	2:31.120	87.20	3.711	13:47:47.347			
6 -	44.961	135.0	1:15.839	125.6	27.926	117.8	2:28.726 (2)	88.60	1.317	13:50:16.073			
7 -	46.058	133.1	1:16.804	126.6	27.301	119.1	2:30.163	87.75	2.754	13:52:46.236			
8 -	46.552	133.6	1:16.795	126.3	27.978	116.8	2:31.325	87.08	3.916	13:55:17.561			
9 -	46.111	133.1	1:17.088	125.9	27.770	116.1	2:30.969	87.28	3.560	13:57:48.530			
10 -	46.952	132.3	1:16.277	126.8	27.724	117.4	2:30.953	87.29	3.544	14:00:19.483			
11 -	45.739	133.6	1:16.677	125.2	27.193	117.8	2:29.609	88.08	2.200	14:02:49.092			

P14 10 2 Julian MORRIS			Porsche Boxster S										
IDEAL LAP TIME : 2:28.779			BEST LAP TIME : 2:29.078			DIFFERENCE : 0.299							
LAP	SECTOR 1	SECTOR 2	SECTOR 3	LAP TIME	MPH	DIFF	TIME OF DAY						
1 -		124.2	1:19.071	120.4	28.011	112.2	2:40.725	81.98	11.647	13:37:51.391			
2 -	46.312	129.5	1:18.178	121.1	27.587	109.0	2:32.077	86.65	2.999	13:40:23.468			
3 -	47.078	127.3	1:18.688	122.0	26.877	111.8	2:32.643	86.33	3.565	13:42:56.111			
4 -	46.055	129.0	1:16.315	124.5	26.708	109.0	2:29.078 (1)	88.39		13:45:25.189			
5 -	45.821	128.3	1:16.290	124.9	27.180	111.2	2:29.291 (2)	88.26	0.213	13:47:54.480			
6 -	46.594	128.5	1:16.731	124.7	27.135	111.6	2:30.460	87.58	1.382	13:50:24.940			
7 -	47.023	126.3	1:18.170	122.4	27.373	107.1	2:32.566	86.37	3.488	13:52:57.506			
8 -	48.055	127.8	1:19.041	121.5	27.150	110.5	2:34.246	85.43	5.168	13:55:31.752			
9 -	46.699	128.5	1:17.230	123.8	26.923	111.2	2:30.852	87.35	1.774	13:58:02.604			
10 -	46.207	129.3	1:16.564	124.7	26.863	111.2	2:29.634 (3)	88.06	0.556	14:00:32.238			
11 -	46.135	127.8	1:18.619	121.3	26.668	111.2	2:31.422	87.02	2.344	14:03:03.660			

P15 24 2 Carl HAZELTON			Porsche Boxster S										
IDEAL LAP TIME : 2:28.173			BEST LAP TIME : 2:28.591			DIFFERENCE : 0.418							
LAP	SECTOR 1	SECTOR 2	SECTOR 3	LAP TIME	MPH	DIFF	TIME OF DAY						
1 -		123.8	1:19.080	122.2	28.046	113.1	2:41.263	81.71	12.672	13:37:51.929			
2 -	46.318	130.3	1:17.927	120.4	27.686	112.9	2:31.931	86.73	3.340	13:40:23.860			
3 -	46.664	127.5	1:18.971	122.4	27.752	111.0	2:33.387	85.91	4.796	13:42:57.247			
4 -	47.069	127.0	1:18.242	124.2	27.523	112.9	2:32.834	86.22	4.243	13:45:30.081			
5 -	46.992	128.3	1:18.784	122.0	27.287	113.1	2:33.063	86.09	4.472	13:48:03.144			
6 -	46.998	127.3	1:16.089	122.9	26.955	113.1	2:30.042 (3)	87.82	1.451	13:50:33.186			
7 -	47.056	128.3	1:16.980	121.3	26.947	112.4	2:30.983	87.27	2.392	13:53:04.169			
8 -	45.822	128.3	1:16.499	124.0	27.134	112.8	2:29.455 (2)	88.17	0.864	13:55:33.624			
9 -	45.723	123.5	1:18.562	122.9	27.004	112.8	2:31.289	87.10	2.698	13:58:04.913			
10 -	45.781	128.3	1:15.977	124.7	26.833	112.8	2:28.591 (1)	88.68		14:00:33.504			
11 -	45.363	128.5	1:18.295	123.3	27.343	113.1	2:31.001	87.26	2.410	14:03:04.505			

P16 11 911c James NEAL			Porsche 964										
IDEAL LAP TIME : 2:28.286			BEST LAP TIME : 2:29.048			DIFFERENCE : 0.762							
LAP	SECTOR 1	SECTOR 2	SECTOR 3	LAP TIME	MPH	DIFF	TIME OF DAY						
1 -		134.4	1:16.800	132.3	26.658	119.5	2:36.965	83.95	7.917	13:37:47.631			
2 -	45.095	139.2	1:16.958	131.0	26.995	118.4	2:29.048 (1)	88.41		13:40:16.679			
3 -	45.623	139.5	1:17.428	130.5	26.869	118.9	2:29.920 (3)	87.89	0.872	13:42:46.599			
4 -	45.973	137.7	1:16.533	133.4	26.687	120.0	2:29.193 (2)	88.32	0.145	13:45:15.792			
5 -	45.751	138.9	1:31.725	123.5	27.355	117.8	2:44.831	79.94	15.783	13:48:00.623			
6 -	45.495	138.3	1:17.500	129.5	27.145	117.2	2:30.140	87.77	1.092	13:50:30.763			
7 -	46.824	138.0	1:20.356	122.4	27.778	113.5	2:34.958	85.04	5.910	13:53:05.721			
8 -	45.872	137.7	1:17.360	130.5	27.253	118.0	2:30.485	87.56	1.437	13:55:36.206			
9 -	45.542	139.2	1:17.738	130.5	27.091	117.8	2:30.371	87.63	1.323	13:58:06.577			
10 -	45.797	139.5	1:17.430	129.0	27.528	116.3	2:30.755	87.41	1.707	14:00:37.332			
11 -	45.349	138.0	1:18.891	126.8	27.921	113.3	2:32.161	86.60	3.113	14:03:09.493			

2022 Petro-Canada Lubricants Porsche Club Championship with Pirelli / 911 Challenge & Pors



RACE 3 - SECTOR ANALYSIS

SECTOR 1 = FL to I1, SECTOR 2 = I1 to I2, SECTOR 3 = I2 to FL, DIFF = Difference To Personal Best Lap, P = Crossed Finish Line in Pit Lane, D = Time Disallowed

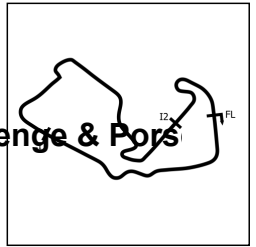
P17 27 2		Kevin LUDFORD					Porsche Boxster S			
IDEAL LAP TIME : 2:29.544		BEST LAP TIME : 2:29.544			DIFFERENCE : 0.000					
LAP	SECTOR 1	SECTOR 2		SECTOR 3		LAP TIME	MPH	DIFF	TIME OF DAY	
1 -		121.5	1:18.979	121.7	27.456	111.4	2:39.119	82.81	9.575	13:37:49.785
2 -	46.810	126.1	1:18.460	120.6	27.455	111.4	2:32.725	86.28	3.181	13:40:22.510
3 -	46.741	126.8	1:19.985	118.9	27.658	111.8	2:34.384	85.35	4.840	13:42:56.894
4 -	47.245	127.5	1:18.141	120.9	27.328	110.7	2:32.714	86.29	3.170	13:45:29.608
5 -	47.304	126.6	1:18.727	120.9	27.137	111.2	2:33.168	86.03	3.624	13:48:02.776
6 -	47.354	125.6	1:17.895	116.5	27.027	111.2	2:32.276 (3)	86.53	2.732	13:50:35.052
7 -	47.539	126.8	1:17.913	121.5	27.206	111.6	2:32.658	86.32	3.114	13:53:07.710
8 -	46.371	125.4	1:16.231	123.3	26.942	112.0	2:29.544 (1)	88.11		13:55:37.254
9 -	46.404	125.2	1:16.617	122.4	27.109	112.0	2:30.130 (2)	87.77	0.586	13:58:07.384
10 -	46.938	124.9	1:18.670	120.2	27.176	107.8	2:32.784	86.25	3.240	14:00:40.168
11 -	47.175	124.2	1:18.982	120.0	26.985	111.2	2:33.142	86.04	3.598	14:03:13.310

P18 64 2		Vince BLACKER					Porsche Boxster S			
IDEAL LAP TIME : 2:28.968		BEST LAP TIME : 2:29.155			DIFFERENCE : 0.187					
LAP	SECTOR 1	SECTOR 2		SECTOR 3		LAP TIME	MPH	DIFF	TIME OF DAY	
1 -		121.3	1:18.706	120.2	27.330	109.7	2:40.272	82.22	11.117	13:37:50.938
2 -	46.091	129.5	1:18.701	120.9	27.641	109.2	2:32.433	86.44	3.278	13:40:23.371
3 -	46.423	125.2	1:17.795	120.2	27.068	110.1	2:31.286	87.10	2.131	13:42:54.657
4 -	46.057	124.0	1:15.847	121.7	27.251	109.2	2:29.155 (1)	88.34		13:45:23.812
5 -	46.503	123.8	1:16.350	121.1	27.064	109.7	2:29.917 (2)	87.90	0.762	13:47:53.729
6 -	46.101	123.8	1:17.322	120.0	27.569	109.7	2:30.992 (3)	87.27	1.837	13:50:24.721
7 -	46.479	122.4	1:18.648	118.7	27.542	107.4	2:32.669	86.31	3.514	13:52:57.390
8 -	48.650	125.6	1:18.656	119.8	27.715	108.5	2:35.021	85.00	5.866	13:55:32.411
9 -	46.848	127.5	1:18.681	118.5	27.762	109.9	2:33.291	85.96	4.136	13:58:05.702
10 -	48.536	123.5	1:18.528	120.4	27.328	108.3	2:34.392	85.35	5.237	14:00:40.094
11 -	47.933	122.0	1:18.742	119.4	27.752	107.8	2:34.427	85.33	5.272	14:03:14.521

P19 52 3		Darren LABBETT					Porsche Boxster S			
IDEAL LAP TIME : 2:31.964		BEST LAP TIME : 2:32.568			DIFFERENCE : 0.604					
LAP	SECTOR 1	SECTOR 2		SECTOR 3		LAP TIME	MPH	DIFF	TIME OF DAY	
1 -			1:19.111	120.6	27.685	108.8	2:42.922	80.88	10.354	13:37:53.588
2 -		47.290	1:17.842	121.7	27.651	108.3	2:32.783 (3)	86.25	0.215	13:40:26.371
3 -	46.613		1:19.960	118.1	27.915	109.2	2:34.488	85.29	1.920	13:43:00.859
4 -	46.801		1:18.425	120.4	27.509	107.9	2:32.735 (2)	86.27	0.167	13:45:33.594
5 -	46.702		1:17.956	120.6	27.910	107.6	2:32.568 (1)	86.37		13:48:06.162
6 -	47.657		1:18.031	119.6	27.795	107.9	2:33.483	85.85	0.915	13:50:39.645
7 -	47.063		1:18.403	119.4	28.065	107.4	2:33.531	85.83	0.963	13:53:13.176
8 -	47.953		1:18.988	119.6	27.668	107.8	2:34.609	85.23	2.041	13:55:47.785
9 -	46.788		1:18.478	119.6	27.808	108.1	2:33.074	86.08	0.506	13:58:20.859
10 -	47.147		1:18.857	119.6	27.794	106.5	2:33.798	85.68	1.230	14:00:54.657
11 -	46.915		1:18.897	119.1	27.710	107.8	2:33.522	85.83	0.954	14:03:28.179

P20 117 3		Darren KING					Porsche Boxster S			
IDEAL LAP TIME : 2:32.002		BEST LAP TIME : 2:32.579			DIFFERENCE : 0.577					
LAP	SECTOR 1	SECTOR 2		SECTOR 3		LAP TIME	MPH	DIFF	TIME OF DAY	
1 -			1:19.548	121.5	27.937	111.4	2:43.280	80.70	10.701	13:37:53.946
2 -	47.007		1:18.632	123.5	27.787	111.2	2:33.426	85.89	0.847	13:40:27.372
3 -	46.522		1:19.020	122.9	27.608	110.3	2:33.150	86.04	0.571	13:43:00.522
4 -	46.631		1:17.990	122.6	28.048	110.9	2:32.669 (2)	86.31	0.090	13:45:33.191
5 -	46.499		1:18.033	122.6	28.047	110.3	2:32.579 (1)	86.36		13:48:05.770
6 -	47.166		1:18.234	121.7	27.939	110.9	2:33.339	85.93	0.760	13:50:39.109
7 -	46.906		1:19.321	114.3	28.274	110.3	2:34.501	85.29	1.922	13:53:13.610
8 -	47.526		1:19.137	118.5	28.129	110.7	2:34.792	85.13	2.213	13:55:48.402
9 -	46.696		1:19.270	121.5	28.657	109.2	2:34.623	85.22	2.044	13:58:23.025
10 -	46.776		1:18.394	123.3	28.055	110.3	2:33.225	86.00	0.646	14:00:56.250
11 -	46.803		1:17.895	123.5	28.018	110.7	2:32.716 (3)	86.28	0.137	14:03:28.966

2022 Petro-Canada Lubricants Porsche Club Championship with Pirelli / 911 Challenge & Pors



RACE 3 - SECTOR ANALYSIS

SECTOR 1 = FL to I1, SECTOR 2 = I1 to I2, SECTOR 3 = I2 to FL, DIFF = Difference To Personal Best Lap, P = Crossed Finish Line in Pit Lane, D = Time Disallowed

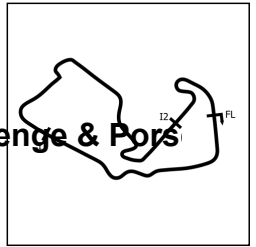
P21 15 3		Shiraz KHAN		Porsche Boxster S					
IDEAL LAP TIME : 2:32.005		BEST LAP TIME : 2:32.005		DIFFERENCE : 0.000					
LAP	SECTOR 1	SECTOR 2		SECTOR 3		LAP TIME	MPH	DIFF	TIME OF DAY
1 -					109.7	2:44.012	80.34	12.007	13:37:54.678
2 -			122.2	27.971	108.8	2:34.859	85.09	2.854	13:40:29.537
3 -	46.851				109.4	2:34.220	85.44	2.215	13:43:03.757
4 -	46.737	1:18.820	119.8	28.366	107.9	2:33.923	85.61	1.918	13:45:37.680
5 -	46.833	1:19.014		28.989	108.7	2:34.836	85.10	2.831	13:48:12.516
6 -	46.505				108.8	2:33.641	85.77	1.636	13:50:46.157
7 -	46.409	1:17.829	122.0	27.767	108.7	2:32.005 (1)	86.69		13:53:18.162
8 -	46.419	1:17.903	122.4	27.839	109.0	2:32.161 (2)	86.60	0.156	13:55:50.323
9 -	46.574				109.4	2:33.036 (3)	86.10	1.031	13:58:23.359
10 -	46.825	1:18.502	121.7	28.158	108.8	2:33.485	85.85	1.480	14:00:56.844
11 -	46.717				108.8	2:33.429	85.88	1.424	14:03:30.273

P22 19 2		Paul PATTISON		Porsche Boxster S						
IDEAL LAP TIME : 2:28.977		BEST LAP TIME : 2:29.941		DIFFERENCE : 0.964						
LAP	SECTOR 1	SECTOR 2		SECTOR 3		LAP TIME	MPH	DIFF	TIME OF DAY	
1 -		120.0	1:24.663	111.6	28.435	109.6	2:49.469	77.75	19.528	13:38:00.135
2 -	47.815	126.1	1:20.010	116.7	27.915	108.8	2:35.740	84.61	5.799	13:40:35.875
3 -	47.019	125.6	1:21.761	116.7	29.124	107.6	2:37.904	83.45	7.963	13:43:13.779
4 -	47.096	124.5	1:17.948	119.6	27.351	109.6	2:32.395	86.47	2.454	13:45:46.174
5 -	47.301	124.7	1:18.298	120.4	26.774	106.9	2:32.373	86.48	2.432	13:48:18.547
6 -	45.960	125.9	1:16.602	120.0	27.379	107.9	2:29.941 (1)	87.88		13:50:48.488
7 -	46.312	124.5	1:17.649	118.3	27.573	107.2	2:31.534 (3)	86.96	1.593	13:53:20.022
8 -	54.351	111.2	1:17.668	119.4	27.442	107.9	2:39.461	82.63	9.520	13:55:59.483
9 -	46.910	122.4	1:16.243	121.3	26.990	109.4	2:30.143 (2)	87.76	0.202	13:58:29.626
10 -	46.873	122.9	1:20.137	119.6	27.809	103.5	2:34.819	85.11	4.878	14:01:04.445
11 -	46.748	124.7	1:17.288	116.1	27.537	108.7	2:31.573	86.94	1.632	14:03:36.018

P23 22 3		Peter EVANS		Porsche Boxster S						
IDEAL LAP TIME : 2:31.527		BEST LAP TIME : 2:31.560		DIFFERENCE : 0.033						
LAP	SECTOR 1	SECTOR 2		SECTOR 3		LAP TIME	MPH	DIFF	TIME OF DAY	
1 -		124.0	1:19.169	120.4	27.767	108.1	2:42.439	81.12	10.879	13:37:53.105
2 -	47.408	123.5	1:17.967	120.2	27.701	107.9	2:33.076 (3)	86.08	1.516	13:40:26.181
3 -	47.834	123.3	1:21.206	118.9	28.875	108.3	2:37.915	83.44	6.355	13:43:04.096
4 -	46.891	124.7	1:18.683	117.5	28.131	105.5	2:33.705	85.73	2.145	13:45:37.801
5 -	46.903	124.7	1:19.291	120.2	27.917	107.8	2:34.111	85.50	2.551	13:48:11.912
6 -	46.731	124.0	1:19.120	119.4	27.692	107.6	2:33.543	85.82	1.983	13:50:45.455
7 -	46.872	124.2	1:17.493	119.6	27.746	107.2	2:32.111 (2)	86.63	0.551	13:53:17.566
8 -	46.764	123.5	1:17.331	120.4	27.465	108.1	2:31.560 (1)	86.94		13:55:49.126
9 -	46.746	124.0	1:18.908	118.7	29.067	106.0	2:34.721	85.17	3.161	13:58:23.847
10 -	48.836	116.5	1:18.664	118.1	29.233	99.9	2:36.733	84.07	5.173	14:01:00.580
11 -	48.359	121.1	1:19.269	117.9	28.139	105.2	2:35.767	84.59	4.207	14:03:36.347

P24 6 3		Mike THOMPSON		Porsche Boxster S						
IDEAL LAP TIME : 2:31.983		BEST LAP TIME : 2:32.699		DIFFERENCE : 0.716						
LAP	SECTOR 1	SECTOR 2		SECTOR 3		LAP TIME	MPH	DIFF	TIME OF DAY	
1 -		118.3	1:19.812	119.8	27.984	107.8	2:44.563	80.07	11.864	13:37:55.229
2 -	46.796	125.2	1:19.020	119.8	27.964	108.8	2:33.780	85.69	1.081	13:40:29.009
3 -	46.617	122.9	1:19.320	117.3	28.376	107.2	2:34.313	85.39	1.614	13:43:03.322
4 -	46.830	122.9	1:18.663	118.5	28.045	107.8	2:33.538 (2)	85.82	0.839	13:45:36.860
5 -	46.647	123.3	1:19.837	118.1	27.789	107.4	2:34.273	85.41	1.574	13:48:11.133
6 -	46.742	121.7	1:18.892	118.5	27.937	107.2	2:33.571 (3)	85.80	0.872	13:50:44.704
7 -	46.555	122.6	1:18.362	118.1	29.966	107.8	2:34.883	85.08	2.184	13:53:19.587
8 -	49.583	116.5	1:18.997	119.4	28.132	106.4	2:36.712	84.08	4.013	13:55:56.299
9 -	46.769	122.0	1:17.639	119.4	28.291	107.1	2:32.699 (1)	86.29		13:58:28.998
10 -	47.236	122.9	1:19.901	119.4	28.073	108.5	2:35.210	84.90	2.511	14:01:04.208
11 -	46.770	123.5	1:19.644	119.6	27.866	107.9	2:34.280	85.41	1.581	14:03:38.488

2022 Petro-Canada Lubricants Porsche Club Championship with Pirelli / 911 Challenge & Pors



RACE 3 - SECTOR ANALYSIS

SECTOR 1 = FL to I1, SECTOR 2 = I1 to I2, SECTOR 3 = I2 to FL, DIFF = Difference To Personal Best Lap, P = Crossed Finish Line in Pit Lane, D = Time Disallowed

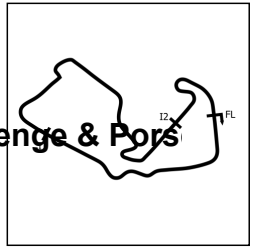
P25 55 3		Scot ADAMS		Porsche Boxster S						
IDEAL LAP TIME : 2:34.063		BEST LAP TIME : 2:34.436		DIFFERENCE : 0.373						
LAP	SECTOR 1	SECTOR 2	SECTOR 3	LAP TIME	MPH	DIFF	TIME OF DAY			
1 -		123.8	1:20.708	120.4	28.426	107.1	2:46.837	78.98	12.401	13:37:57.503
2 -	46.945	123.3	1:19.250	119.8	28.472	107.2	2:34.667 (2)	85.20	0.231	13:40:32.170
3 -	47.746	120.4	1:19.927	118.3	28.928	106.9	2:36.601	84.14	2.165	13:43:08.771
4 -	47.483	122.9	1:20.757	111.6	28.730	106.2	2:36.970	83.95	2.534	13:45:45.741
5 -	47.542	122.4	1:19.354	118.7	28.330	106.4	2:35.226	84.89	0.790	13:48:20.967
6 -	47.523	122.0	1:19.377	117.5	28.152	106.4	2:35.052	84.98	0.616	13:50:56.019
7 -	47.318	121.3	1:18.986	118.1	28.132	106.7	2:34.436 (1)	85.32		13:53:30.455
8 -	48.198	119.6	1:19.341	118.5	28.232	106.9	2:35.771	84.59	1.335	13:56:06.226
9 -	47.401	121.1	1:19.058	118.5	28.330	105.5	2:34.789 (3)	85.13	0.353	13:58:41.015
10 -	47.587	121.3	1:19.082	117.7	28.292	105.3	2:34.961	85.03	0.525	14:01:15.976

P26 53 3		Wayne GREGORY		Porsche Boxster S					
IDEAL LAP TIME : 2:31.375		BEST LAP TIME : 2:31.619		DIFFERENCE : 0.244					
LAP	SECTOR 1	SECTOR 2	SECTOR 3	LAP TIME	MPH	DIFF	TIME OF DAY		
1 -		1:21.916	118.1	28.494	108.8	2:48.560	78.17	16.941	13:37:59.226
2 -	47.412	1:18.536	120.4	27.968	108.7	2:33.916	85.61	2.297	13:40:33.142
3 -	46.798	1:20.084	119.6	28.849	108.3	2:35.731	84.61	4.112	13:43:08.873
4 -	47.636	1:19.320	117.3	27.672	108.5	2:34.628	85.22	3.009	13:45:43.501
5 -	46.983	1:17.973	119.4	27.791	108.8	2:32.747 (3)	86.27	1.128	13:48:16.248
6 -	46.716	1:17.451	119.6	27.858	108.5	2:32.025 (2)	86.68	0.406	13:50:48.273
7 -	46.252	1:17.635	120.4	27.732	108.7	2:31.619 (1)	86.91		13:53:19.892
8 -	1:03.746	1:17.805	120.6	27.897	108.5	2:49.448	77.76	17.829	13:56:09.340
9 -	47.358	1:18.924	119.1	27.741	108.5	2:34.023	85.55	2.404	13:58:43.363
10 -	46.755	1:17.823	120.4	28.440	106.7	2:33.018	86.11	1.399	14:01:16.381

P27 81 3		Perry DARLING		Porsche Boxster S					
IDEAL LAP TIME : 2:33.421		BEST LAP TIME : 2:33.670		DIFFERENCE : 0.249					
LAP	SECTOR 1	SECTOR 2	SECTOR 3	LAP TIME	MPH	DIFF	TIME OF DAY		
1 -		1:20.407	120.2	28.080	109.0	2:45.849	79.45	12.179	13:37:56.515
2 -	47.192	1:18.720	120.0	27.758	109.7	2:33.670 (1)	85.75		13:40:30.185
3 -	46.943	1:30.265	117.3	28.123	108.7	2:45.331	79.70	11.661	13:43:15.516
4 -	47.745	1:19.831	117.3	28.535	108.1	2:36.111	84.41	2.441	13:45:51.627
5 -	48.068	1:20.531	117.5	27.936	108.7	2:36.535	84.18	2.865	13:48:28.162
6 -	47.227	1:18.923	118.7	28.464	106.0	2:34.614 (2)	85.23	0.944	13:51:02.776
7 -	47.729	1:19.393	118.3	28.224	108.1	2:35.346	84.82	1.676	13:53:38.122
8 -	47.470	1:18.986	119.4	28.373	108.8	2:34.829 (3)	85.11	1.159	13:56:12.951
9 -	47.641	1:19.262	118.7	28.477	108.5	2:35.380	84.81	1.710	13:58:48.331
10 -	48.403	1:19.985	117.7	28.401	107.1	2:36.789	84.04	3.119	14:01:25.120

P28 90 3		Sarah THOMSON		Porsche Boxster S					
IDEAL LAP TIME : 2:32.873		BEST LAP TIME : 2:33.246		DIFFERENCE : 0.373					
LAP	SECTOR 1	SECTOR 2	SECTOR 3	LAP TIME	MPH	DIFF	TIME OF DAY		
1 -		1:24.429	120.2	28.446	109.7	2:53.652	75.88	20.406	13:38:04.318
2 -	47.946	1:21.433	119.6	29.193	107.6	2:38.572	83.10	5.326	13:40:42.890
3 -	47.270	1:19.539	120.2	28.238	108.5	2:35.047	84.99	1.801	13:43:17.937
4 -	46.782	1:18.653	120.6	27.811	108.8	2:33.246 (1)	85.99		13:45:51.183
5 -	46.552	1:18.996	120.0	28.049	108.7	2:33.597 (3)	85.79	0.351	13:48:24.780
6 -	46.928	1:19.079	121.1	27.862	108.8	2:33.869	85.64	0.623	13:50:58.649
7 -	47.021	1:18.658	120.9	27.694	109.4	2:33.373 (2)	85.91	0.127	13:53:32.022
8 -	48.360	1:20.308	120.2	28.575	107.2	2:37.243	83.80	3.997	13:56:09.265
9 -	47.070	1:19.999	120.4	28.017	108.7	2:35.086	84.97	1.840	13:58:44.351
10 -	46.577	1:18.627	120.9	37.739	101.3	2:42.943	80.87	9.697	14:01:27.294

2022 Petro-Canada Lubricants Porsche Club Championship with Pirelli / 911 Challenge & Pors



RACE 3 - SECTOR ANALYSIS

SECTOR 1 = FL to I1, SECTOR 2 = I1 to I2, SECTOR 3 = I2 to FL, DIFF = Difference To Personal Best Lap, P = Crossed Finish Line in Pit Lane, D = Time Disallowed

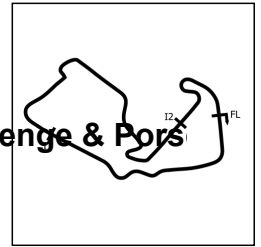
P29		13 2		Brian RICHARDSON			Porsche Boxster S			
IDEAL LAP TIME : 2:35.196		BEST LAP TIME : 2:35.903			DIFFERENCE : 0.707					
LAP	SECTOR 1		SECTOR 2		SECTOR 3		LAP TIME	MPH	DIFF	TIME OF DAY
1 -		116.5	1:26.619	114.9	30.455	102.9	2:52.882	76.22	16.979	13:38:03.548
2 -	50.173	120.2	1:21.746	117.3	28.348	106.2	2:40.267	82.22	4.364	13:40:43.815
3 -	49.366	124.0	1:22.178	117.5	28.302	107.4	2:39.846	82.44	3.943	13:43:23.661
4 -	48.434	122.4	1:20.774	118.5	28.716	106.7	2:37.924	83.44	2.021	13:46:01.585
5 -	49.499	122.0	1:22.186	118.3	28.246	103.2	2:39.931	82.39	4.028	13:48:41.516
6 -	48.152	123.3	1:20.167	119.6	27.946	107.9	2:36.265 (2)	84.32	0.362	13:51:17.781
7 -	47.605	121.3	1:20.032	118.3	28.266	108.1	2:35.903 (1)	84.52		13:53:53.684
8 -	49.217	119.1	1:19.645	117.3	29.045	98.1	2:37.907	83.45	2.004	13:56:31.591
9 -	48.550	120.4	1:20.464	117.1	28.798	106.7	2:37.812 (3)	83.50	1.909	13:59:09.403
10 -	48.977	119.4	1:21.299	113.9	29.025	106.5	2:39.301	82.72	3.398	14:01:48.704

P30		49 3		Steve SHORE			Porsche Boxster S			
IDEAL LAP TIME : 2:35.422		BEST LAP TIME : 2:36.754			DIFFERENCE : 1.332					
LAP	SECTOR 1		SECTOR 2		SECTOR 3		LAP TIME	MPH	DIFF	TIME OF DAY
1 -		123.3	1:25.070	115.9	29.277	104.8	2:54.451	75.53	17.697	13:38:05.117
2 -	49.935	124.0	1:21.928	115.9	28.626	105.0	2:40.489	82.11	3.735	13:40:45.606
3 -	49.186	124.0	1:21.939	117.3	28.416	106.2	2:39.541	82.59	2.787	13:43:25.147
4 -	49.495	122.6	1:20.614	117.1	28.412	105.0	2:38.521	83.12	1.767	13:46:03.668
5 -	48.726	122.2	1:21.819	117.5	28.835	104.5	2:39.380	82.68	2.626	13:48:43.048
6 -	49.073	124.0	1:20.599	118.1	28.552	106.0	2:38.224 (3)	83.28	1.470	13:51:21.272
7 -	48.418	123.1	1:19.578	118.5	29.102	104.8	2:37.098 (2)	83.88	0.344	13:53:58.370
8 -	48.496	123.8	1:21.772	117.7	28.823	105.9	2:39.091	82.83	2.337	13:56:37.461
9 -	48.251	123.1	1:22.098	117.3	28.414	106.5	2:38.763	83.00	2.009	13:59:16.224
10 -	47.907	124.5	1:20.910	117.3	27.937	105.3	2:36.754 (1)	84.06		14:01:52.978

P31		38 3		Eric BRIDGES			Porsche Boxster S			
IDEAL LAP TIME : 2:37.128		BEST LAP TIME : 2:37.597			DIFFERENCE : 0.469					
LAP	SECTOR 1		SECTOR 2		SECTOR 3		LAP TIME	MPH	DIFF	TIME OF DAY
1 -		125.9	1:23.727	110.0	29.540	105.0	2:52.228	76.51	14.631	13:38:02.894
2 -	49.117	124.2	1:22.680	117.7	28.760	106.7	2:40.557	82.07	2.960	13:40:43.451
3 -	49.153	124.9	1:21.898	118.7	28.566	108.3	2:39.617	82.55	2.020	13:43:23.068
4 -	48.450	123.5	1:20.691	118.5	28.995	107.8	2:38.136 (2)	83.33	0.539	13:46:01.204
5 -	49.646	125.2	1:21.649	118.5	28.694	108.3	2:39.989	82.36	2.392	13:48:41.193
6 -	48.016	124.2	1:20.984	118.5	28.597	108.8	2:37.597 (1)	83.61		13:51:18.790
7 -	47.944	122.9	1:20.918	117.7	29.857	108.8	2:38.719	83.02	1.122	13:53:57.509
8 -	48.301	123.8	1:22.060	120.0	28.792	107.9	2:39.153	82.79	1.556	13:56:36.662
9 -	48.326	121.1	1:21.159	119.1	29.277	108.3	2:38.762	83.00	1.165	13:59:15.424
10 -	47.958	123.8	1:22.105	117.7	28.493	109.0	2:38.556 (3)	83.11	0.959	14:01:53.980

P32		600 3		Simon Ruffell WARD			Porsche Boxster S			
IDEAL LAP TIME : 2:36.688		BEST LAP TIME : 2:37.551			DIFFERENCE : 0.863					
LAP	SECTOR 1		SECTOR 2		SECTOR 3		LAP TIME	MPH	DIFF	TIME OF DAY
1 -		122.2	1:23.808	115.9	29.206	103.4	2:51.781	76.71	14.230	13:38:02.447
2 -	49.110	121.5	1:22.052	115.7	29.149	104.2	2:40.311	82.20	2.760	13:40:42.758
3 -	49.125	122.6	1:20.781	117.3	29.536	103.7	2:39.442	82.64	1.891	13:43:22.200
4 -	49.182	122.0	1:20.654	117.9	28.953	104.3	2:38.789	82.98	1.238	13:46:00.989
5 -	49.395	122.0	1:23.366	117.1	29.230	104.5	2:41.991	81.34	4.440	13:48:42.980
6 -	48.836	124.2	1:20.137	118.3	28.704	105.5	2:37.677 (2)	83.57	0.126	13:51:20.657
7 -	48.221	122.9	1:19.960	117.5	29.370	105.7	2:37.551 (1)	83.64		13:53:58.208
8 -	48.092	125.4	1:21.886	116.9	28.937	105.5	2:38.915	82.92	1.364	13:56:37.123
9 -	48.067	122.6	1:21.540	117.3	29.005	106.7	2:38.612 (3)	83.08	1.061	13:59:15.735
10 -	48.138	123.8	1:22.219	118.7	28.661	106.0	2:39.018	82.86	1.467	14:01:54.753

2022 Petro-Canada Lubricants Porsche Club Championship with Pirelli / 911 Challenge & Porsche



RACE 3 - SECTOR ANALYSIS

SECTOR 1 = FL to I1, SECTOR 2 = I1 to I2, SECTOR 3 = I2 to FL, DIFF = Difference To Personal Best Lap, P = Crossed Finish Line in Pit Lane, D = Time Disallowed

P33 99 3		Graham HEARD		Porsche Boxster S									
IDEAL LAP TIME : 2:35.491		BEST LAP TIME : 2:36.006		DIFFERENCE : 0.515									
LAP	SECTOR 1	SECTOR 2	SECTOR 3	LAP TIME	MPH	DIFF	TIME OF DAY						
1 -		121.7	1:21.456	114.9	28.414	107.4	2:48.224	78.33	12.218	13:37:58.890			
2 -	48.033	122.6	1:19.608	113.7	28.365	106.9	2:36.006 (1)	84.46		13:40:34.896			
3 -	47.863	120.0	1:21.986	111.8	29.027	106.5	2:38.876	82.94	2.870	13:43:13.772			
4 -	48.755	120.4	1:20.682	113.5	28.891	107.6	2:38.328	83.23	2.322	13:45:52.100			
5 -	47.918	122.6	1:21.076	112.9	29.269	105.0	2:38.263 (3)	83.26	2.257	13:48:30.363			
6 -	49.151	118.7	1:21.979	114.9	28.708	105.2	2:39.838	82.44	3.832	13:51:10.201			
7 -	49.692	117.5	1:23.298	113.9	29.172	105.7	2:42.162	81.26	6.156	13:53:52.363			
8 -	51.338	117.7	1:22.331	111.8	28.749	106.5	2:42.418	81.13	6.412	13:56:34.781			
9 -	50.497	118.5	1:23.746	113.3	28.698	105.5	2:42.941	80.87	6.935	13:59:17.722			
10 -	47.754	122.0	1:21.639	115.3	28.129	107.9	2:37.522 (2)	83.65	1.516	14:01:55.244			

P34 76 3		Faye NOBLE-EVANS		Porsche Boxster S									
IDEAL LAP TIME : 2:36.657		BEST LAP TIME : 2:36.737		DIFFERENCE : 0.080									
LAP	SECTOR 1	SECTOR 2	SECTOR 3	LAP TIME	MPH	DIFF	TIME OF DAY						
1 -		112.7	1:23.740	112.4	29.189	100.7	2:53.299	76.04	16.562	13:38:03.965			
2 -	50.434	117.7	1:22.170	113.3	28.619	102.2	2:41.223	81.73	4.486	13:40:45.188			
3 -	49.140	117.9	1:21.895	113.3	28.570	101.8	2:39.605	82.56	2.868	13:43:24.793			
4 -	51.010	115.3	1:20.547	110.1	28.399	102.4	2:39.956	82.38	3.219	13:46:04.749			
5 -	48.418	115.9	1:21.581	113.5	28.876	102.1	2:38.875	82.94	2.138	13:48:43.624			
6 -	49.293	116.7	1:20.774	112.7	28.456	102.4	2:38.523 (2)	83.12	1.786	13:51:22.147			
7 -	48.316	118.1	1:20.095	113.7	28.326	102.2	2:36.737 (1)	84.07		13:53:58.884			
8 -	48.873	116.3	1:22.152	113.1	28.246	102.5	2:39.271	82.73	2.534	13:56:38.155			
9 -	48.661	117.9	1:23.016	112.5	28.338	102.7	2:40.015	82.35	3.278	13:59:18.170			
10 -	48.352	118.3	1:21.070	112.9	29.109	102.1	2:38.531 (3)	83.12	1.794	14:01:56.701			

P35 5 911c		Nathan LUCKEY		Porsche 964 RS N/GT									
IDEAL LAP TIME : 2:32.005		BEST LAP TIME : 2:32.962		DIFFERENCE : 0.957									
LAP	SECTOR 1	SECTOR 2	SECTOR 3	LAP TIME	MPH	DIFF	TIME OF DAY						
1 -		119.4	1:24.174	121.3	27.822	111.4	2:48.918	78.01	15.956	13:37:59.584			
2 -	47.772	128.5	1:20.072	122.0	IN PIT		2:41.999 P	81.34	9.037	13:40:41.583			
3 -	OUTLAP	126.6	1:19.915	94.7	28.509	111.4	4:01.527	54.56	1:28.565	13:44:43.110			
4 -	48.953	123.5	1:17.285	123.5	27.844	112.2	2:34.082	85.52	1.120	13:47:17.192			
5 -	48.339	128.3	1:17.987	122.6	28.014	110.1	2:34.340	85.38	1.378	13:49:51.532			
6 -	50.410	116.9	1:18.912	106.3	28.808	110.9	2:38.130	83.33	5.168	13:52:29.662			
7 -	48.608	127.5	1:18.120	123.1	28.906	110.5	2:35.634	84.67	2.672	13:55:05.296			
8 -	47.589	126.8	1:18.141	123.1	28.204	110.9	2:33.934 (3)	85.60	0.972	13:57:39.230			
9 -	46.898	127.8	1:18.119	122.9	27.945	111.0	2:32.962 (1)	86.15		14:00:12.192			
10 -	47.067	126.8	1:18.549	123.3	28.078	111.0	2:33.694 (2)	85.74	0.732	14:02:45.886			

2022 Petro-Canada Lubricants Porsche Club Championship with Pirelli / 911 Challenge & Pors

RACE 3 - BEST SECTORS

SECTOR 1			SECTOR 2			SECTOR 3			IDEAL / BEST COMPARISON						
POS	NO	NAME	TIME	NO	NAME	TIME	NO	NAME	TIME	POS	NO	NAME	IDEAL	BEST	DIFF
													PERFECT LAP	2:20.134	
1	2	MORRIS	42.711	16	HARRISON	1:11.978	23	CLARK	25.445	1	2	MORRIS	2:20.281	2:20.617	0.336
2	9	DYER	42.972	23	CLARK	1:11.992	2	MORRIS	25.550	2	23	CLARK	2:20.425	2:21.016	0.591
3	23	CLARK	42.988	2	MORRIS	1:12.020	9	DYER	25.562	3	9	DYER	2:20.660	2:21.268	0.608
4	16	HARRISON	43.232	9	DYER	1:12.126	16	HARRISON	25.738	4	16	HARRISON	2:20.948	2:21.212	0.264
5	80	CALEY	43.735	80	CALEY	1:12.462	80	CALEY	26.023	5	80	CALEY	2:22.220	2:22.284	0.064
6	45	SEAGRAVE	43.953	17	MUGGERIDGE	1:13.272	44	PORTER	26.035	6	17	MUGGERIDGE	2:23.562	2:23.868	0.306
7	17	MUGGERIDGE	44.087	91	TESTER	1:13.649	91	TESTER	26.088	7	91	TESTER	2:23.996	2:24.696	0.700
8	91	TESTER	44.259	44	PORTER	1:13.762	69	CHATHAM	26.122	8	44	PORTER	2:24.454	2:24.579	0.125
9	69	CHATHAM	44.517	69	CHATHAM	1:14.058	17	MUGGERIDGE	26.203	9	45	SEAGRAVE	2:24.485	2:25.270	0.785
10	70	ARCHER	44.523	45	SEAGRAVE	1:14.071	70	ARCHER	26.431	10	69	CHATHAM	2:24.697	2:24.723	0.026
11	44	PORTER	44.657	70	ARCHER	1:14.106	88	SIMPSON	26.450	11	70	ARCHER	2:25.060	2:25.192	0.132
12	12	BATES	44.741	88	SIMPSON	1:14.326	45	SEAGRAVE	26.461	12	88	SIMPSON	2:25.582	2:26.004	0.422
13	88	SIMPSON	44.806	12	BATES	1:15.655	12	BATES	26.614	13	12	BATES	2:27.010	2:27.409	0.399
14	11	NEAL	45.095	64	BLACKER	1:15.847	11	NEAL	26.658	14	24	HAZELTON	2:28.173	2:28.591	0.418
15	24	HAZELTON	45.363	24	HAZELTON	1:15.977	10	MORRIS	26.668	15	11	NEAL	2:28.286	2:29.048	0.762
16	10	MORRIS	45.821	27	LUDFORD	1:16.231	19	PATTISON	26.774	16	10	MORRIS	2:28.779	2:29.078	0.299
17	19	PATTISON	45.960	19	PATTISON	1:16.243	24	HAZELTON	26.833	17	64	BLACKER	2:28.968	2:29.155	0.187
18	64	BLACKER	46.057	10	MORRIS	1:16.290	27	LUDFORD	26.942	18	19	PATTISON	2:28.977	2:29.941	0.964
19	53	GREGORY	46.252	11	NEAL	1:16.533	64	BLACKER	27.064	19	27	LUDFORD	2:29.544	2:29.544	0.000
20	27	LUDFORD	46.371	5	LUCKEY	1:17.285	22	EVANS	27.465	20	53	GREGORY	2:31.375	2:31.619	0.244
21	15	KHAN	46.409	22	EVANS	1:17.331	52	LABBETT	27.509	21	22	EVANS	2:31.527	2:31.560	0.033
22	117	KING	46.499	53	GREGORY	1:17.451	117	KING	27.608	22	52	LABBETT	2:31.964	2:32.568	0.604
23	90	THOMPSON	46.552	6	THOMPSON	1:17.639	53	GREGORY	27.672	23	6	THOMPSON	2:31.983	2:32.699	0.716
24	6	THOMPSON	46.555	15	KHAN	1:17.829	90	THOMPSON	27.694	24	117	KING	2:32.002	2:32.579	0.577
25	52	LABBETT	46.613	52	LABBETT	1:17.842	81	DARLING	27.758	25	5	LUCKEY	2:32.005	2:32.962	0.957
26	22	EVANS	46.731	117	KING	1:17.895	15	KHAN	27.767	26	15	KHAN	2:32.005	2:32.005	0.000
27	5	LUCKEY	46.898	90	THOMPSON	1:18.627	6	THOMPSON	27.789	27	90	THOMPSON	2:32.873	2:33.246	0.373
28	81	DARLING	46.943	81	DARLING	1:18.720	5	LUCKEY	27.822	28	81	DARLING	2:33.421	2:33.670	0.249
29	55	ADAMS	46.945	55	ADAMS	1:18.986	49	SHORE	27.937	29	55	ADAMS	2:34.063	2:34.436	0.373
30	13	RICHARDSON	47.605	49	SHORE	1:19.578	13	RICHARDSON	27.946	30	13	RICHARDSON	2:35.196	2:35.903	0.707
31	99	HEARD	47.754	99	HEARD	1:19.608	99	HEARD	28.129	31	49	SHORE	2:35.422	2:36.754	1.332
32	49	SHORE	47.907	13	RICHARDSON	1:19.645	55	ADAMS	28.132	32	99	HEARD	2:35.491	2:36.006	0.515
33	38	BRIDGES	47.944	600	WARD	1:19.960	76	NOBLE-EVANS	28.246	33	76	NOBLE-EVANS	2:36.657	2:36.737	0.080
34	600	WARD	48.067	76	NOBLE-EVANS	1:20.095	38	BRIDGES	28.493	34	600	WARD	2:36.688	2:37.551	0.863
35	76	NOBLE-EVANS	48.316	38	BRIDGES	1:20.691	600	WARD	28.661	35	38	BRIDGES	2:37.128	2:37.597	0.469

2022 Petro-Canada Lubricants Porsche Club Championship with Pirelli / 911 Challenge & Pors

RACE 3 - BEST SPEEDS

POS	INTERMEDIATE 1			INTERMEDIATE 2			FINISH LINE		
	NO	NAME	MPH	NO	NAME	MPH	NO	NAME	MPH
1	11	NEAL	139.5	2	MORRIS	133.6	12	BATES	122.9
2	2	MORRIS	139.2	11	NEAL	133.4	2	MORRIS	121.5
3	23	CLARK	138.9	23	CLARK	131.5	23	CLARK	121.3
4	12	BATES	138.6	9	DYER	131.5	16	HARRISON	120.4
5	9	DYER	137.2	16	HARRISON	131.3	11	NEAL	120.0
6	16	HARRISON	135.8	12	BATES	130.8	9	DYER	119.1
7	45	SEAGRAVE	133.4	80	CALEY	129.3	80	CALEY	117.8
8	80	CALEY	133.1	45	SEAGRAVE	128.0	45	SEAGRAVE	117.4
9	17	MUGGERIDGE	130.5	17	MUGGERIDGE	127.0	17	MUGGERIDGE	115.1
10	24	HAZELTON	130.3	70	ARCHER	125.6	70	ARCHER	114.1
11	70	ARCHER	129.5	10	MORRIS	124.9	24	HAZELTON	113.1
12	10	MORRIS	129.5	69	CHATHAM	124.7	69	CHATHAM	112.4
13	64	BLACKER	129.5	24	HAZELTON	124.7	88	SIMPSON	112.4
14	69	CHATHAM	128.5	44	PORTER	123.8	10	MORRIS	112.2
15	5	LUCKEY	128.5	117	KING	123.5	5	LUCKEY	112.2
16	91	TESTER	127.8	5	LUCKEY	123.5	27	LUDFORD	112.0
17	44	PORTER	127.5	27	LUDFORD	123.3	44	PORTER	111.8
18	27	LUDFORD	127.5	91	TESTER	122.9	91	TESTER	111.4
19	19	PATTISON	126.1	88	SIMPSON	122.6	117	KING	111.4
20	38	BRIDGES	125.9	15	KHAN	122.4	64	BLACKER	110.1
21	600	WARD	125.4	64	BLACKER	121.7	15	KHAN	109.7
22	6	THOMPSON	125.2	52	LABBETT	121.7	81	DARLING	109.7
23	22	EVANS	124.7	19	PATTISON	121.3	90	THOMSON	109.7
24	49	SHORE	124.5	90	THOMSON	121.1	19	PATTISON	109.6
25	13	RICHARDSON	124.0	53	GREGORY	120.6	52	LABBETT	109.2
26	55	ADAMS	123.8	22	EVANS	120.4	38	BRIDGES	109.0
27	99	HEARD	122.6	55	ADAMS	120.4	6	THOMPSON	108.8
28	76	NOBLE-EVANS	118.3	81	DARLING	120.2	53	GREGORY	108.8
29				38	BRIDGES	120.0	22	EVANS	108.3
30				6	THOMPSON	119.8	13	RICHARDSON	108.1
31				13	RICHARDSON	119.6	99	HEARD	107.9
32				600	WARD	118.7	55	ADAMS	107.2
33				49	SHORE	118.5	600	WARD	106.7
34				99	HEARD	115.3	49	SHORE	106.5
35				76	NOBLE-EVANS	113.7	76	NOBLE-EVANS	102.7

2022 Petro-Canada Lubricants Porsche Club Championship with Pirelli / 911 Challenge & Pors

RACE 3 - STATISTICS

Competitors Started 35
Planned Start 2022-07-30 @ 13:35:00.000
Actual Start 2022-07-30 @ 13:35:10.665
Finish Time 2022-07-30 @ 14:01:15.241
Track Length 3.6604mi.
Total Laps 374
Total Distance Covered 1369.0261mi.

Session Fastest Lap History

NO	CL	NAME	LAP TIME	TIME OF DAY	LAP	VEHICLE
16	1	Kevin HARRISON	2:23.381	13:37:34.038	1	Porsche 996 C2
16	1	Kevin HARRISON	2:21.212	13:39:55.251	2	Porsche 996 C2
2	1	Peter MORRIS	2:20.617	13:39:56.027	2	Porsche 997 C2S

Session Leader History

NO	CL	NAME	FROM LAP	LAPS LED	DISTANCE	VEHICLE
16	1	Kevin HARRISON	1	11	40.26 miles	Porsche 996 C2

Flag History

TYPE	TIME OF DAY
GREEN	13:35:10.665
FINISH	14:01:15.241

Flag Statistics

TYPE	COUNT	TOTAL LAPS	TOTAL TIME
Green	1	11	28:35.623
Red	0	0	0.000
Safety Car	0	0	0.000
FCY	0	0	0.000

2022 Petro-Canada Lubricants Porsche Club Championship with Pirelli / 911 Challenge & Pors

RACE 3 - STATISTICS

CLASS : 1

7 Starters

Fastest Lap History

NO	NAME	LAP TIME	TIME OF DAY	LAP	VEHICLE
16	Kevin HARRISON	2:23.381	13:37:34.038	1	Porsche 996 C2
16	Kevin HARRISON	2:21.212	13:39:55.251	2	Porsche 996 C2
2	Peter MORRIS	2:20.617	13:39:56.027	2	Porsche 997 C2S

Leader History

NO	NAME	FROM LAP	LAPS LED	DISTANCE	VEHICLE
16	Kevin HARRISON	1	11	40.26 miles	Porsche 996 C2

2022 Petro-Canada Lubricants Porsche Club Championship with Pirelli / 911 Challenge & Pors

RACE 3 - STATISTICS

CLASS : 2

11 Starters

Fastest Lap History

NO	NAME	LAP TIME	TIME OF DAY	LAP	VEHICLE
91	Colin TESTER	2:27.831	13:37:38.487	1	Porsche Boxster S
91	Colin TESTER	2:24.696	13:40:03.182	2	Porsche Boxster S
44	Andrew PORTER	2:24.579	13:45:04.348	4	Porsche Boxster S

Leader History

NO	NAME	FROM LAP	LAPS LED	DISTANCE	VEHICLE
91	Colin TESTER	1	11	40.26 miles	Porsche Boxster S

2022 Petro-Canada Lubricants Porsche Club Championship with Pirelli / 911 Challenge & Pors

RACE 3 - STATISTICS

CLASS : 3

14 Starters

Fastest Lap History

NO	NAME	LAP TIME	TIME OF DAY	LAP	VEHICLE
22	Peter EVANS	2:42.439	13:37:53.108	1	Porsche Boxster S
22	Peter EVANS	2:33.076	13:40:26.183	2	Porsche Boxster S
52	Darren LABBETT	2:32.783	13:40:26.364	2	Porsche Boxster S
117	Darren KING	2:32.669	13:45:33.184	4	Porsche Boxster S
117	Darren KING	2:32.579	13:48:05.764	5	Porsche Boxster S
52	Darren LABBETT	2:32.568	13:48:06.153	5	Porsche Boxster S
53	Wayne GREGORY	2:32.025	13:50:48.265	6	Porsche Boxster S
15	Shiraz KHAN	2:32.005	13:53:18.145	7	Porsche Boxster S
53	Wayne GREGORY	2:31.619	13:53:19.885	7	Porsche Boxster S
22	Peter EVANS	2:31.560	13:55:49.127	8	Porsche Boxster S

Leader History

NO	NAME	FROM LAP	LAPS LED	DISTANCE	VEHICLE
22	Peter EVANS	1	2	7.32 miles	Porsche Boxster S
117	Darren KING	3	4	14.64 miles	Porsche Boxster S
52	Darren LABBETT	7	5	18.30 miles	Porsche Boxster S

2022 Petro-Canada Lubricants Porsche Club Championship with Pirelli / 911 Challenge & Pors

RACE 3 - STATISTICS

CLASS : 911c

3 Starters

Fastest Lap History

NO	NAME	LAP TIME	TIME OF DAY	LAP	VEHICLE
11	James NEAL	2:36.965	13:37:47.632	1	Porsche 964
11	James NEAL	2:29.048	13:40:16.680	2	Porsche 964
12	Tim BATES	2:27.409	13:40:17.234	2	Porsche 911

Leader History

NO	NAME	FROM LAP	LAPS LED	DISTANCE	VEHICLE
11	James NEAL	1	4	14.64 miles	Porsche 964
12	Tim BATES	5	7	25.62 miles	Porsche 911

2022 Petro-Canada Lubricants Porsche Club Championship with Pirelli / 911 Challenge & Porsche Classic Boxster Cup

RACE 8 - GRID (25 minutes)

ROW 20	40	5	David HARRISON	39	49	2:43.589 Steve SHORE	
ROW 19		38	76	2:42.175 Faye NOBLE-EVANS	37	99	2:41.345 Graham HEARD
ROW 18	36	38	2:40.018 Eric BRIDGES	35	600	2:39.067 Simon Ruffell WARD	
ROW 17		34	444	2:36.621 Stuart JEFCOATE	33	90	2:35.114 Sarah THOMSON
ROW 16	32	6	2:35.014 Mike THOMPSON	31	55	2:34.854 Scot ADAMS	
ROW 15		30	81	2:34.247 Perry DARLING	29	52	2:33.668 Darren LABBETT
ROW 14	28	53	2:33.289 Wayne GREGORY	27	15	2:33.076 Shiraz KHAN	
ROW 13		26	117	2:32.640 Darren KING	25	22	2:32.518 Peter EVANS
ROW 12	24	11	2:30.026 James NEAL	23	12	2:28.473 Tim BATES	
ROW 11				19	13	Brian RICHARDSON	
ROW 10							
ROW 9		18	19	2:37.592 Paul PATTISON	17	27	2:33.216 Kevin LUDFORD
ROW 8	16	10	2:32.754 Julian MORRIS	15	24	2:32.303 Carl HAZELTON	
ROW 7		14	64	2:29.153 Vince BLACKER	13	33	2:28.664 Kevin MOLYNEAUX
ROW 6	12	70	2:27.148 Angus ARCHER	11	69	2:25.978 Oliver CHATHAM	
ROW 5		10	45	2:25.764 Paul SEAGRAVE	9	88	2:25.501 Paul SIMPSON
ROW 4	8	44	2:25.195 Andrew PORTER	7	91	2:25.058 Colin TESTER	
ROW 3		6	17	2:24.330 Andrew MUGGERIDGE	5	80	2:22.826 Bill CALEY
ROW 2	4	2	2:20.358 Peter MORRIS	3	9	2:20.327 Chris DYER	
ROW 1		2	23	2:20.027 Simon CLARK	1	16	2:19.902 Kevin HARRISON
						Pole	

Silverstone GP: 3.6604 miles

These results are provisional until the conclusion of any judicial and technical matters.

Clerk Of Course : Terry Scannell	Stewards :	Timekeeper : Gethin Rees
----------------------------------	------------	--------------------------

2022 Petro-Canada Lubricants Porsche Club Championship with Pirelli / 911 Challenge & Porsche Classic Boxster Cup

RACE 8 - CLASSIFICATION

POS	NO	CL	PIC NAME	ENTRY	LAPS	TIME	GAP	DIFF	MPH	BEST	ON
1	2	1	1 Peter MORRIS	Porsche 997 C2S	11	26:11.770			92.22	2:21.890	3
2	16	1	2 Kevin HARRISON	Porsche 996 C2	11	26:12.133	0.363	0.363	92.20	2:22.094	2
3	9	1	3 Chris DYER	Porsche Cayman S	11	26:13.120	1.350	0.987	92.14	2:21.934	3
4	23	1	4 Simon CLARK	Porsche 996 C2	11	26:17.195	5.425	4.075	91.90	2:21.842	3
5	17	1	5 Andrew MUGGERIDGE	Porsche 996 C2	11	26:42.453	30.683	25.258	90.45	2:23.841	7
6	91	2	1 Colin TESTER	Porsche Boxster S	11	26:43.388	31.618	0.935	90.40	2:24.203	5
7	45	1	6 Paul SEAGRAVE	Porsche 996 C2	11	26:53.975	42.205	10.587	89.81	2:24.800	6
8	44	2	2 Andrew PORTER	Porsche Boxster S	11	26:56.802	45.032	2.827	89.65	2:24.987	6
9	88	2	3 Paul SIMPSON	Porsche Boxster S	11	27:01.652	49.882	4.850	89.38	2:26.624	4
10	70	2	4 Angus ARCHER	Porsche Boxster S	11	27:01.929	50.159	0.277	89.37	2:26.460	7
11	69	2	5 Oliver CHATHAM	Porsche Boxster S	11	27:03.061	51.291	1.132	89.31	2:25.984	7
12	12	911c	1 Tim BATES	Porsche 911	11	27:35.756	1:23.986	32.695	87.54	2:28.327	4
13	10	2	6 Julian MORRIS	Porsche Boxster S	11	27:56.224	1:44.454	20.468	86.47	2:30.357	10
14	24	2	7 Carl HAZELTON	Porsche Boxster S	11	27:57.068	1:45.298	0.844	86.43	2:29.231	10
15	64	2	8 Vince BLACKER	Porsche Boxster S	11	27:59.465	1:47.695	2.397	86.31	2:28.133	8
16	5	911c	2 David HARRISON	Porsche 964 RS N/GT	11	28:24.089	2:12.319	24.624	85.06	2:32.615	4
17	22	3	1 Peter EVANS	Porsche Boxster S	11	28:25.564	2:13.794	1.475	84.98	2:32.749	9
18	15	3	2 Shiraz KHAN	Porsche Boxster S	11	28:26.250	2:14.480	0.686	84.95	2:32.453	7
19	53	3	3 Wayne GREGORY	Porsche Boxster S	11	28:29.051	2:17.281	2.801	84.81	2:32.416	11
20	117	3	4 Darren KING	Porsche Boxster S	11	28:30.200	2:18.430	1.149	84.75	2:32.903	9
21	6	3	5 Mike THOMPSON	Porsche Boxster S	11	28:30.811	2:19.041	0.611	84.72	2:32.048	7
22	13	2	9 Brian RICHARDSON	Porsche Boxster S	11	28:39.601	2:27.831	8.790	84.29	2:32.526	8
23	55	3	6 Scot ADAMS	Porsche Boxster S	11	28:41.141	2:29.371	1.540	84.22	2:34.106	8
24	81	3	7 Perry DARLING	Porsche Boxster S	11	28:42.453	2:30.683	1.312	84.15	2:33.998	7
25	90	3	8 Sarah THOMSON	Porsche Boxster S	10	26:17.550	1 Lap	1 Lap	83.53	2:34.535	7
26	99	3	9 Graham HEARD	Porsche Boxster S	10	26:31.189	1 Lap	13.639	82.81	2:36.544	3
27	27	2	10 Kevin LUDFORD	Porsche Boxster S	10	26:31.214	1 Lap	0.025	82.81	2:36.472	7
28	49	3	10 Steve SHORE	Porsche Boxster S	10	26:31.934	1 Lap	0.720	82.77	2:36.216	8
29	38	3	11 Eric BRIDGES	Porsche Boxster S	10	26:34.870	1 Lap	2.936	82.62	2:36.412	4
30	600	3	12 Simon Ruffell WARD	Porsche Boxster S	10	26:56.420	1 Lap	21.550	81.52	2:38.654	7
31	76	3	13 Faye NOBLE-EVANS	Porsche Boxster S	10	27:31.733	1 Lap	35.313	79.78	2:40.864	2

NOT CLASSIFIED

DNF	11	911c	James NEAL	Porsche 964	8	20:24.655	3 Laps	2 Laps	86.08	2:30.932	2
DNF	80	1	Bill CALEY	Porsche Cayman S	7	16:42.940	4 Laps	1 Lap	91.97	2:22.013	3
DNF	52	3	Darren LABBETT	Porsche Boxster S	3	7:53.076	8 Laps	4 Laps	83.56	2:33.328	3

NOT STARTED

NS	33	1	Kevin MOLYNEAUX	Porsche 996 C2							
NS	19	2	Paul PATTISON	Porsche Boxster S							
NS	444	911c	Stuart JEFEOATE	Porsche 993							

FASTEST LAP

23	1	Simon CLARK	Porsche 996 C2	3	2:21.842	92.90 mph	149.51 kph
91	2	Colin TESTER	Porsche Boxster S	5	2:24.203	91.38 mph	147.06 kph
12	911c	Tim BATES	Porsche 911	4	2:28.327	88.84 mph	142.97 kph
6	3	Mike THOMPSON	Porsche Boxster S	7	2:32.048	86.66 mph	139.47 kph

Race Distance: 11 Laps / 40.26 miles

Silverstone GP: 3.6604 miles

Date: 30/07/2022 Start: 17:57 Finish: 18:23

Weather / Track : Overcast / Dry

These results are provisional until the conclusion of any judicial and technical matters.

Clerk Of Course : Terry Scannell

Stewards :

Timekeeper : Gethin Rees

2022 Petro-Canada Lubricants Porsche Club Championship with Pirelli / 911 Challenge & Pors

RACE 8 - LAP CHART

LAP 1 @ 17:59:25.062			LAP 2 @ 18:01:47.156			LAP 3 @ 18:04:09.429			LAP 4 @ 18:06:31.719			LAP 5 @ 18:08:54.600		
NO	BEHIND	LAP TIME	NO	BEHIND	LAP TIME	NO	BEHIND	LAP TIME	NO	BEHIND	LAP TIME	NO	BEHIND	LAP TIME
16		2:24.285	16		2:22.094	16		2:22.273	16		2:22.290	16		2:22.881
23	0.421	2:24.706	23	0.828	2:22.501	23	0.397	2:21.842	23	0.525	2:22.418	23	0.332	2:22.688
2	1.145	2:25.430	2	1.146	2:22.095	2	0.763	2:21.890	2	0.847	2:22.374	2	0.806	2:22.840
9	1.420	2:25.705	9	1.481	2:22.155	9	1.142	2:21.934	9	1.184	2:22.332	9	1.567	2:23.264
80	2.070	2:26.355	80	2.200	2:22.224	80	1.940	2:22.013	80	2.125	2:22.475	80	2.487	2:23.243
17	3.750	2:28.035	17	6.351	2:24.695	91	10.021	2:25.278	91	12.960	2:25.229	91	14.282	2:24.203
91	4.541	2:28.826	91	7.016	2:24.569	17	10.241	2:26.163	17	13.757	2:25.806	17	15.478	2:24.602
45	5.229	2:29.514	45	8.156	2:25.021	45	11.104	2:25.221	45	14.433	2:25.619	45	17.027	2:25.475
44	5.905	2:30.190	44	8.860	2:25.049	44	11.730	2:25.143	44	15.105	2:25.665	44	17.701	2:25.477
88	6.307	2:30.592	70	11.551	2:26.513	88	16.677	2:27.340	88	21.011	2:26.624	88	25.524	2:27.394
70	7.132	2:31.417	88	11.610	2:27.397	70	16.856	2:27.578	70	21.331	2:26.765	70	26.109	2:27.659
69	8.509	2:32.794	69	13.965	2:27.550	69	18.252	2:26.560	69	22.233	2:26.271	69	26.620	2:27.268
10	11.257	2:35.542	12	18.713	2:28.653	12	25.320	2:28.880	12	31.357	2:28.327	12	37.152	2:28.676
12	12.154	2:36.439	10	22.792	2:33.629	10	33.215	2:32.696	10	43.702	2:32.777	10	52.856	2:32.035
24	14.586	2:38.871	24	24.126	2:31.634	64	35.045	2:32.813	64	44.233	2:31.478	64	53.344	2:31.992
64	17.016	2:41.301	64	24.505	2:29.583	11	36.051	2:31.226	11	45.432	2:31.671	11	54.577	2:32.026
27	17.864	2:42.149	11	27.098	2:30.932	24	36.830	2:34.977	24	46.321	2:31.781	24	55.804	2:32.364
11	18.260	2:42.545	117	31.223	2:34.406	117	43.624	2:34.674	22	56.105	2:34.303	22	1:07.293	2:34.069
117	18.911	2:43.196	22	32.223	2:34.920	22	44.092	2:34.142	117	58.657	2:37.323	5	1:09.898	2:33.365
22	19.397	2:43.682	27	32.429	2:36.659	52	44.424	2:33.328	15	59.078	2:33.647	117	1:11.037	2:35.261
52	19.939	2:44.224	53	32.864	2:34.461	15	47.721	2:35.605	5	59.414	2:32.615	15	1:11.626	2:35.429
53	20.497	2:44.782	52	33.369	2:35.524	53	48.005	2:37.414	53	1:00.207	2:34.492	53	1:11.967	2:34.641
6	22.103	2:46.388	15	34.389	2:33.766	5	49.089	2:33.793	6	1:05.210	2:37.354	6	1:16.362	2:34.033
15	22.717	2:47.002	6	36.102	2:36.093	27	49.738	2:39.582	55	1:06.207	2:36.248	55	1:18.424	2:35.098
55	23.423	2:47.708	55	37.010	2:35.681	6	50.146	2:36.317	13	1:08.544	2:37.089	13	1:18.754	2:33.091
81	24.824	2:49.109	5	37.569	2:34.672	55	52.249	2:37.512	81	1:08.942	2:38.468	81	1:20.381	2:34.320
5	24.991	2:49.276	81	39.244	2:36.514	81	52.764	2:35.793	90	1:10.958	2:36.396	90	1:22.737	2:34.660
13	26.858	2:51.143	13	40.294	2:35.530	13	53.745	2:35.724	27	1:12.239	2:44.791	99	1:27.583	2:37.304
38	29.203	2:53.488	90	43.440	2:36.062	90	56.852	2:35.685	99	1:13.160	2:36.669	27	1:30.686	2:41.328
90	29.472	2:53.757	99	44.510	2:36.783	99	58.781	2:36.544	49	1:18.904	2:37.081	49	1:33.096	2:37.073
99	29.821	2:54.106	49	48.312	2:39.433	49	1:04.113	2:38.074	38	1:19.660	2:36.412	38	1:33.371	2:36.592
600	30.780	2:55.065	600	49.124	2:40.438	38	1:05.538	2:38.355	600	1:22.785	2:38.799	600	1:38.913	2:39.009
49	30.973	2:55.258	38	49.456	2:42.347	600	1:06.276	2:39.425	76	1:32.531	2:43.437	76	1:53.040	2:43.390
76	32.880	2:57.165	76	51.650	2:40.864	76	1:11.384	2:42.007						

2022 Petro-Canada Lubricants Porsche Club Championship with Pirelli / 911 Challenge & Pors

RACE 8 - LAP CHART

LAP 6 @ 18:11:17.664			LAP 7 @ 18:13:40.407			LAP 8 @ 18:16:02.764			LAP 9 @ 18:18:25.960			LAP 10 @ 18:20:49.673		
NO	BEHIND	LAP TIME	NO	BEHIND	LAP TIME	NO	BEHIND	LAP TIME	NO	BEHIND	LAP TIME	NO	BEHIND	LAP TIME
16		2:23.064	16		2:22.743	16		2:22.357	16		2:23.196	2		2:23.155
23	0.450	2:23.182	2	0.447	2:22.483	2	0.666	2:22.576	2	0.558	2:23.088	16	0.376	2:24.089
2	0.707	2:22.965	9	1.698	2:22.962	9	1.736	2:22.395	9	0.875	2:22.335	9	1.110	2:23.948
9	1.479	2:22.976	23	2.083	2:24.376	23	2.237	2:22.511	23	1.351	2:22.310	99	1 Lap	2:37.357
80	2.967	2:23.544	80	3.310	2:23.086	76	1 Lap	2:44.891	600	1 Lap	2:43.089	23	3.065	2:25.427
91	16.601	2:25.383	17	18.340	2:23.841	17	21.262	2:25.279	17	25.658	2:27.592	27	1 Lap	2:37.878
17	17.242	2:24.828	91	19.303	2:25.445	91	23.291	2:26.345	91	26.563	2:26.468	49	1 Lap	2:36.767
45	18.763	2:24.800	44	24.195	2:27.314	44	28.446	2:26.608	44	32.169	2:26.919	38	1 Lap	2:38.719
44	19.624	2:24.987	45	28.341	2:32.321	45	31.967	2:25.983	45	34.085	2:25.314	600	1 Lap	2:41.562
88	29.239	2:26.779	88	33.390	2:26.894	88	38.424	2:27.391	76	1 Lap	2:46.891	17	27.551	2:25.606
70	29.895	2:26.850	70	33.612	2:26.460	70	38.819	2:27.564	88	42.287	2:27.059	91	28.320	2:25.470
69	31.004	2:27.448	69	34.245	2:25.984	69	39.330	2:27.442	70	42.505	2:26.882	45	37.505	2:27.133
12	43.381	2:29.293	12	50.069	2:29.431	12	57.169	2:29.457	69	43.128	2:26.994	44	38.122	2:29.666
10	1:03.216	2:33.424	10	1:12.235	2:31.762	10	1:20.944	2:31.066	12	1:04.288	2:30.315	88	45.225	2:26.651
11	1:04.497	2:32.984	11	1:13.636	2:31.882	11	1:22.668	2:31.389	10	1:28.847	2:31.099	70	45.918	2:27.126
24	1:05.751	2:33.011	24	1:14.468	2:31.460	24	1:23.462	2:31.351	24	1:31.135	2:30.869	69	46.989	2:27.574
64	1:14.331	2:44.051	64	1:20.857	2:29.269	64	1:26.633	2:28.133	64	1:33.626	2:30.189	76	1 Lap	2:45.501
22	1:19.419	2:35.190	5	1:30.786	2:33.522	5	1:41.800	2:33.371	5	1:51.992	2:33.388	12	1:14.648	2:34.073
5	1:20.007	2:33.173	22	1:31.861	2:35.185	22	1:43.285	2:33.781	22	1:52.838	2:32.749	10	1:35.491	2:30.357
15	1:23.181	2:34.619	15	1:32.891	2:32.453	15	1:43.945	2:33.411	15	1:53.727	2:32.978	24	1:36.653	2:29.231
117	1:23.397	2:35.424	117	1:35.146	2:34.492	117	1:47.166	2:34.377	117	1:56.873	2:32.903	64	1:40.317	2:30.404
53	1:24.217	2:35.314	53	1:35.480	2:34.006	53	1:47.738	2:34.615	53	1:57.643	2:33.101	5	2:02.316	2:34.037
6	1:27.037	2:33.739	6	1:36.342	2:32.048	6	1:48.263	2:34.278	6	1:58.667	2:33.600	22	2:03.382	2:34.257
55	1:30.114	2:34.754	13	1:41.770	2:34.085	13	1:51.939	2:32.526	13	2:04.381	2:35.638	15	2:04.295	2:34.281
13	1:30.428	2:34.738	55	1:42.792	2:35.421	55	1:54.541	2:34.106	55	2:05.716	2:34.371	53	2:07.739	2:33.809
81	1:32.060	2:34.743	81	1:43.315	2:33.998	81	1:55.567	2:34.609	81	2:06.804	2:34.433	117	2:07.931	2:34.771
90	1:34.749	2:35.076	90	1:46.541	2:34.535	90	2:00.372	2:36.188	90	2:13.961	2:36.785	6	2:08.130	2:33.176
99	1:42.311	2:37.792	99	1:56.153	2:36.585	99	2:10.681	2:36.885				13	2:16.300	2:35.632
27	1:45.910	2:38.288	27	1:59.639	2:36.472	27	2:14.692	2:37.410				55	2:18.094	2:36.091
49	1:47.031	2:36.999	38	2:01.740	2:37.257	38	2:15.904	2:36.521				81	2:18.556	2:35.465
38	1:47.226	2:36.919	49	2:02.867	2:38.579	49	2:16.726	2:36.216						
600	1:55.401	2:39.552	600	2:11.312	2:38.654									
76	2:13.929	2:43.953												

2022 Petro-Canada Lubricants Porsche Club Championship with Pirelli / 911 Challenge & Pors
RACE 8 - LAP CHART

LAP 11 @ 18:23:12.547

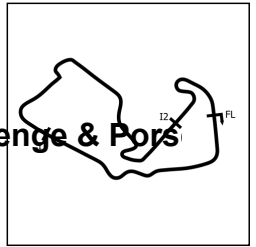
NO	BEHIND	LAP TIME
2		2:22.874
16	0.363	2:22.861
9	1.350	2:23.114
23	5.425	2:25.234
90	1 Lap	2:38.406
99	1 Lap	2:41.164
27	1 Lap	2:36.657
49	1 Lap	2:36.454
38	1 Lap	2:38.260
17	30.683	2:26.006
91	31.618	2:26.172
45	42.205	2:27.574
600	1 Lap	2:40.827
44	45.032	2:29.784
88	49.882	2:27.531
70	50.159	2:27.115
69	51.291	2:27.176
76	1 Lap	2:43.634
12	1:23.986	2:32.212
10	1:44.454	2:31.837
24	1:45.298	2:31.519
64	1:47.695	2:30.252
5	2:12.319	2:32.877
22	2:13.794	2:33.286
15	2:14.480	2:33.059
53	2:17.281	2:32.416
117	2:18.430	2:33.373
6	2:19.041	2:33.785
13	2:27.831	2:34.405
55	2:29.371	2:34.151
81	2:30.683	2:35.001

2022 Petro-Canada Lubricants Porsche Club Championship with Pirelli / 911 Challenge & Pors

RACE 8 - POSITION CHART

No	Name	Lap Pos												
			1	2	3	4	5	6	7	8	9	10	11	
16	HARRISON	1	16	16	16	16	16	16	16	16	16	16	2	2
23	CLARK	2	23	23	23	23	23	23	2	2	2	16	16	
9	DYER	3	2	2	2	2	2	2	9	9	9	9	9	
2	MORRIS	4	9	9	9	9	9	9	23	23	23	23	23	
80	CALEY	5	80	80	80	80	80	80	80	17	17	17	17	
17	MUGGERIDGE	6	17	17	91	91	91	91	17	91	91	91	91	
91	TESTER	7	91	91	17	17	17	17	91	44	44	45	45	
44	PORTER	8	45	45	45	45	45	45	44	45	45	44	44	
88	SIMPSON	9	44	44	44	44	44	44	45	88	88	88	88	
45	SEAGRAVE	10	88	70	88	88	88	88	88	70	70	70	70	
69	CHATHAM	11	70	88	70	70	70	70	70	69	69	69	69	
70	ARCHER	12	69	69	69	69	69	69	69	12	12	12	12	
33	MOLYNEAUX	13	10	12	12	12	12	12	12	10	10	10	10	
64	BLACKER	14	12	10	10	10	10	10	10	11	24	24	24	
24	HAZELTON	15	24	24	64	64	64	11	11	24	64	64	64	
10	MORRIS	16	64	64	11	11	11	24	24	64	5	5	5	
27	LUDFORD	17	27	11	24	24	24	64	64	5	22	22	22	
19	PATTISON	18	11	117	117	22	22	22	5	22	15	15	15	
13	RICHARDSON	19	117	22	22	117	5	5	22	15	117	53	53	
12	BATES	20	22	27	52	15	117	15	15	117	53	117	117	
11	NEAL	21	52	53	15	5	15	117	117	53	6	6	6	
22	EVANS	22	53	52	53	53	53	53	53	6	13	13	13	
117	KING	23	6	15	5	6	6	6	6	13	55	55	55	
15	KHAN	24	15	6	27	55	55	55	13	55	81	81	81	
53	GREGORY	25	55	55	6	13	13	13	55	81	90	90		
52	LABBETT	26	81	5	55	81	81	81	81	90	99	99		
81	DARLING	27	5	81	81	90	90	90	90	99	27	27		
55	ADAMS	28	13	13	13	27	99	99	99	27	49	49		
6	THOMPSON	29	38	90	90	99	27	27	27	38	38	38		
90	THOMSON	30	90	99	99	49	49	49	38	49	600	600		
444	JEFCOATE	31	99	49	49	38	38	38	49	600	76	76		
600	WARD	32	600	600	38	600	600	600	600	76				
38	BRIDGES	33	49	38	600	76	76	76	76					
99	HEARD	34	76	76	76									
76	NOBLE-EVANS	35												
49	SHORE	36												
5	HARRISON	37												

2022 Petro-Canada Lubricants Porsche Club Championship with Pirelli / 911 Challenge & Pors



RACE 8 - SECTOR ANALYSIS

SECTOR 1 = FL to I1, SECTOR 2 = I1 to I2, SECTOR 3 = I2 to FL, DIFF = Difference To Personal Best Lap, P = Crossed Finish Line in Pit Lane, D = Time Disallowed

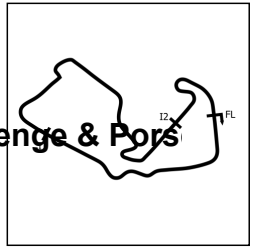
P1		2 1		Peter MORRIS			Porsche 997 C2S				
IDEAL LAP TIME : 2:21.361		BEST LAP TIME : 2:21.890			DIFFERENCE : 0.529						
LAP	SECTOR 1		SECTOR 2		SECTOR 3		LAP TIME	MPH	DIFF	TIME OF DAY	
1 -		137.7	1:12.902	125.4	26.100	119.7	2:25.430	90.61	3.540	17:59:26.207	
2 -	43.224	139.2	1:13.207	131.5	25.664	119.5	2:22.095 (2)	92.73	0.205	18:01:48.302	
3 -	43.487	138.3	1:12.524	132.1	25.879	119.3	2:21.890 (1)	92.87		18:04:10.192	
4 -	43.314	137.7	1:13.148	132.6	25.912	119.3	2:22.374 (3)	92.55	0.484	18:06:32.566	
5 -	43.292	139.8	1:13.664	132.8	25.884	121.5	2:22.840	92.25	0.950	18:08:55.406	
6 -	43.352	133.4	1:13.886	133.1	25.727	122.0	2:22.965	92.17	1.075	18:11:18.371	
7 -	43.740	138.3	1:12.889	132.6	25.854	121.3	2:22.483	92.48	0.593	18:13:40.854	
8 -	43.268	139.8	1:13.094	133.4	26.214	114.7	2:22.576	92.42	0.686	18:16:03.430	
9 -	43.563	139.2	1:13.217	132.3	26.308	120.4	2:23.088	92.09	1.198	18:18:26.518	
10 -	43.173	138.3	1:13.940	131.0	26.042	120.2	2:23.155	92.05	1.265	18:20:49.673	
11 -	43.671	136.6	1:13.250	130.0	25.953	120.4	2:22.874	92.23	0.984	18:23:12.547	

P2		16 1		Kevin HARRISON			Porsche 996 C2				
IDEAL LAP TIME : 2:21.676		BEST LAP TIME : 2:22.094			DIFFERENCE : 0.418						
LAP	SECTOR 1		SECTOR 2		SECTOR 3		LAP TIME	MPH	DIFF	TIME OF DAY	
1 -		134.4	1:12.379	130.0	25.904	120.0	2:24.285	91.33	2.191	17:59:25.062	
2 -	43.537	135.0	1:12.504	130.5	26.053	120.0	2:22.094 (1)	92.73		18:01:47.156	
3 -	43.822	134.7	1:12.480	130.5	25.971	120.0	2:22.273 (2)	92.62	0.179	18:04:09.429	
4 -	43.547	136.1	1:12.838	130.3	25.905	120.0	2:22.290 (3)	92.61	0.196	18:06:31.719	
5 -	43.766	134.2	1:13.159	130.3	25.956	120.0	2:22.881	92.22	0.787	18:08:54.600	
6 -	43.636	131.8	1:13.479	130.0	25.949	120.0	2:23.064	92.11	0.970	18:11:17.664	
7 -	43.636	135.5	1:13.056	130.3	26.051	120.2	2:22.743	92.31	0.649	18:13:40.407	
8 -	43.648	135.0	1:12.926	130.3	25.783	120.2	2:22.357	92.56	0.263	18:16:02.764	
9 -	44.169	135.0	1:13.083	129.0	25.944	120.6	2:23.196	92.02	1.102	18:18:25.960	
10 -	43.919	131.5	1:14.184	131.0	25.986	119.3	2:24.089	91.45	1.995	18:20:50.049	
11 -	43.514	136.9	1:13.291	131.8	26.056	120.0	2:22.861	92.24	0.767	18:23:12.910	

P3		9 1		Chris DYER			Porsche Cayman S				
IDEAL LAP TIME : 2:21.379		BEST LAP TIME : 2:21.934			DIFFERENCE : 0.555						
LAP	SECTOR 1		SECTOR 2		SECTOR 3		LAP TIME	MPH	DIFF	TIME OF DAY	
1 -		137.2	1:13.323	130.0	25.492	118.4	2:25.705	90.44	3.771	17:59:26.482	
2 -	43.354	136.3	1:13.051	131.0	25.750	118.4	2:22.155 (2)	92.70	0.221	18:01:48.637	
3 -	43.419	138.0	1:12.909	130.3	25.606	117.4	2:21.934 (1)	92.84		18:04:10.571	
4 -	43.440	137.2	1:13.231	131.0	25.661	117.6	2:22.332 (3)	92.58	0.398	18:06:32.903	
5 -	43.295	137.5	1:14.162	130.8	25.807	117.0	2:23.264	91.98	1.330	18:08:56.167	
6 -	43.029	137.2	1:14.246	130.3	25.701	117.2	2:22.976	92.16	1.042	18:11:19.143	
7 -	43.404	136.6	1:13.858	128.5	25.700	117.4	2:22.962	92.17	1.028	18:13:42.105	
8 -	43.253	135.2	1:13.281	127.8	25.861	117.2	2:22.395	92.54	0.461	18:16:04.500	
9 -	43.610	135.2	1:12.858	130.0	25.867	117.4	2:22.335	92.58	0.401	18:18:26.835	
10 -	43.385	135.8	1:14.840	128.8	25.723	117.4	2:23.948	91.54	2.014	18:20:50.783	
11 -	43.284	135.5	1:13.834	128.8	25.996	116.3	2:23.114	92.07	1.180	18:23:13.897	

P4		23 1		Simon CLARK			Porsche 996 C2				
IDEAL LAP TIME : 2:21.342		BEST LAP TIME : 2:21.842			DIFFERENCE : 0.500						
LAP	SECTOR 1		SECTOR 2		SECTOR 3		LAP TIME	MPH	DIFF	TIME OF DAY	
1 -		136.6	1:12.746	130.0	25.758	120.6	2:24.706	91.06	2.864	17:59:25.483	
2 -	43.303	136.6	1:12.618	131.0	26.580	117.6	2:22.501	92.47	0.659	18:01:47.984	
3 -	43.173	136.3	1:12.535	131.8	26.134	120.2	2:21.842 (1)	92.90		18:04:09.826	
4 -	43.518	134.4	1:12.688	131.5	26.212	119.7	2:22.418 (3)	92.52	0.576	18:06:32.244	
5 -	43.458	135.5	1:13.215	131.8	26.015	120.2	2:22.688	92.35	0.846	18:08:54.932	
6 -	43.496	134.2	1:13.521	131.5	26.165	119.5	2:23.182	92.03	1.340	18:11:18.114	
7 -	43.413	137.5	1:15.022	126.6	25.941	120.4	2:24.376	91.27	2.534	18:13:42.490	
8 -	43.049	139.5	1:13.555	126.6	25.907	120.4	2:22.511	92.46	0.669	18:16:05.001	
9 -	43.360	137.2	1:12.768	129.0	26.182	120.0	2:22.310 (2)	92.59	0.468	18:18:27.311	
10 -	43.205	136.3	1:16.130	126.6	26.092	117.8	2:25.427	90.61	3.585	18:20:52.738	
11 -	43.929	136.6	1:12.625	129.3	28.680	111.0	2:25.234	90.73	3.392	18:23:17.972	

2022 Petro-Canada Lubricants Porsche Club Championship with Pirelli / 911 Challenge & Pors



RACE 8 - SECTOR ANALYSIS

SECTOR 1 = FL to I1, SECTOR 2 = I1 to I2, SECTOR 3 = I2 to FL, DIFF = Difference To Personal Best Lap, P = Crossed Finish Line in Pit Lane, D = Time Disallowed

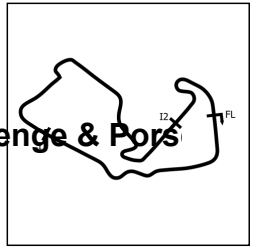
P5 17 1		Andrew MUGGERIDGE					Porsche 996 C2				
IDEAL LAP TIME : 2:23.517		BEST LAP TIME : 2:23.841					DIFFERENCE : 0.324				
LAP	SECTOR 1	SECTOR 2		SECTOR 3		LAP TIME	MPH	DIFF	TIME OF DAY		
1 -		129.0	1:13.469	126.3	26.114	114.9	2:28.035	89.01	4.194	17:59:28.812	
2 -	44.319	129.5	1:14.129	125.9	26.247	114.3	2:24.695 (3)	91.07	0.854	18:01:53.507	
3 -	44.437	129.5	1:15.088	123.1	26.638	113.7	2:26.163	90.15	2.322	18:04:19.670	
4 -	44.987	130.0	1:14.371	126.1	26.448	114.1	2:25.806	90.37	1.965	18:06:45.476	
5 -	44.069	129.3	1:14.259	125.9	26.274	114.3	2:24.602 (2)	91.13	0.761	18:09:10.078	
6 -	44.118	130.0	1:14.393	125.6	26.317	114.5	2:24.828	90.98	0.987	18:11:34.906	
7 -	43.934	131.0	1:13.575	125.9	26.332	114.3	2:23.841 (1)	91.61		18:13:58.747	
8 -	44.193	127.8	1:14.696	124.7	26.390	113.5	2:25.279	90.70	1.438	18:16:24.026	
9 -	45.536	126.8	1:15.494	125.2	26.562	113.7	2:27.592	89.28	3.751	18:18:51.618	
10 -	44.376	128.0	1:14.433	125.2	26.797	112.9	2:25.606	90.50	1.765	18:21:17.224	
11 -	45.084	129.3	1:14.260	125.4	26.662	113.5	2:26.006	90.25	2.165	18:23:43.230	

P6 91 2		Colin TESTER					Porsche Boxster S				
IDEAL LAP TIME : 2:23.882		BEST LAP TIME : 2:24.203					DIFFERENCE : 0.321				
LAP	SECTOR 1	SECTOR 2		SECTOR 3		LAP TIME	MPH	DIFF	TIME OF DAY		
1 -		128.5	1:13.822	121.7	26.126	112.2	2:28.826	88.54	4.623	17:59:29.603	
2 -	44.018	126.8	1:14.372	120.6	26.179	111.2	2:24.569 (2)	91.15	0.366	18:01:54.172	
3 -	44.352	126.3	1:14.383	118.7	26.543	109.9	2:25.278	90.70	1.075	18:04:19.450	
4 -	44.356	125.9	1:14.378	117.5	26.495	110.3	2:25.229 (3)	90.73	1.026	18:06:44.679	
5 -	44.230	126.6	1:13.738	120.2	26.235	111.4	2:24.203 (1)	91.38		18:09:08.882	
6 -	44.454	124.9	1:14.589	120.0	26.340	111.0	2:25.383	90.64	1.180	18:11:34.265	
7 -	44.047	126.8	1:14.276	110.5	27.122	107.8	2:25.445	90.60	1.242	18:13:59.710	
8 -	44.807	124.0	1:15.032	118.1	26.506	110.9	2:26.345	90.04	2.142	18:16:26.055	
9 -	45.390	124.9	1:14.572	121.1	26.506	110.9	2:26.468	89.97	2.265	18:18:52.523	
10 -	44.297	126.3	1:14.276	121.5	26.897	109.0	2:25.470	90.58	1.267	18:21:17.993	
11 -	44.785	126.8	1:14.482	121.3	26.905	104.0	2:26.172	90.15	1.969	18:23:44.165	

P7 45 1		Paul SEAGRAVE					Porsche 996 C2				
IDEAL LAP TIME : 2:24.297		BEST LAP TIME : 2:24.800					DIFFERENCE : 0.503				
LAP	SECTOR 1	SECTOR 2		SECTOR 3		LAP TIME	MPH	DIFF	TIME OF DAY		
1 -		131.3	1:14.386	127.8	26.365	117.6	2:29.514	88.13	4.714	17:59:30.291	
2 -	44.354	132.8	1:13.938	126.6	26.729	116.6	2:25.021 (2)	90.86	0.221	18:01:55.312	
3 -	44.401	132.8	1:14.342	127.0	26.478	116.6	2:25.221 (3)	90.74	0.421	18:04:20.533	
4 -	44.299	130.3	1:14.758	128.0	26.562	116.8	2:25.619	90.49	0.819	18:06:46.152	
5 -	44.094	132.6	1:14.979	126.3	26.402	117.0	2:25.475	90.58	0.675	18:09:11.627	
6 -	44.325	132.8	1:13.981	127.0	26.494	116.6	2:24.800 (1)	91.00		18:11:36.427	
7 -	43.994	133.6	1:21.532	125.2	26.795	115.5	2:32.321	86.51	7.521	18:14:08.748	
8 -	44.522	131.8	1:14.900	125.6	26.561	116.1	2:25.983	90.26	1.183	18:16:34.731	
9 -	44.659	131.5	1:13.978	128.0	26.677	116.6	2:25.314	90.68	0.514	18:19:00.045	
10 -	44.331	131.5	1:15.669	122.2	27.133	115.1	2:27.133	89.56	2.333	18:21:27.178	
11 -	44.969	132.3	1:15.626	125.4	26.979	115.3	2:27.574	89.29	2.774	18:23:54.752	

P8 44 2		Andrew PORTER					Porsche Boxster S				
IDEAL LAP TIME : 2:24.613		BEST LAP TIME : 2:24.987					DIFFERENCE : 0.374				
LAP	SECTOR 1	SECTOR 2		SECTOR 3		LAP TIME	MPH	DIFF	TIME OF DAY		
1 -		127.0	1:14.379	123.8	26.352	111.4	2:30.190	87.74	5.203	17:59:30.967	
2 -	44.791	127.3	1:14.020	123.1	26.238	111.8	2:25.049 (2)	90.85	0.062	18:01:56.016	
3 -	44.600	127.8	1:14.031	123.3	26.512	110.9	2:25.143 (3)	90.79	0.156	18:04:21.159	
4 -	44.764	126.8	1:14.359	122.9	26.542	111.4	2:25.665	90.46	0.678	18:06:46.824	
5 -	44.479	126.8	1:14.465	122.9	26.533	111.4	2:25.477	90.58	0.490	18:09:12.301	
6 -	44.737	126.8	1:14.118	122.2	26.132	111.6	2:24.987 (1)	90.88		18:11:37.288	
7 -	44.461	127.0	1:16.323	120.2	26.530	110.3	2:27.314	89.45	2.327	18:14:04.602	
8 -	45.431	125.6	1:14.832	120.0	26.345	110.7	2:26.608	89.88	1.621	18:16:31.210	
9 -	45.345	125.6	1:14.937	120.4	26.637	110.3	2:26.919	89.69	1.932	18:18:58.129	
10 -	45.435	125.9	1:17.086	118.1	27.145	110.3	2:29.666	88.04	4.679	18:21:27.795	
11 -	45.684	124.7	1:15.308	122.2	28.792	96.9	2:29.784	87.97	4.797	18:23:57.579	

2022 Petro-Canada Lubricants Porsche Club Championship with Pirelli / 911 Challenge & Pors



RACE 8 - SECTOR ANALYSIS

SECTOR 1 = FL to I1, SECTOR 2 = I1 to I2, SECTOR 3 = I2 to FL, DIFF = Difference To Personal Best Lap, P = Crossed Finish Line in Pit Lane, D = Time Disallowed

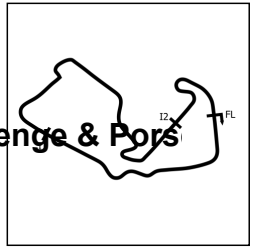
P9 88 2 Paul SIMPSON		Porsche Boxster S							
IDEAL LAP TIME : 2:25.642		BEST LAP TIME : 2:26.624		DIFFERENCE : 0.982					
LAP	SECTOR 1	SECTOR 2	SECTOR 3	LAP TIME	MPH	DIFF	TIME OF DAY		
1 -		1:14.290	123.8	26.427	112.8	2:30.592	87.50	3.968	17:59:31.369
2 -	45.599	1:14.698	121.5	27.100	110.7	2:27.397	89.40	0.773	18:01:58.766
3 -	45.240	1:15.315		26.785	111.0	2:27.340	89.43	0.716	18:04:26.106
4 -	44.960	1:15.080	121.1	26.584	111.2	2:26.624 (1)	89.87		18:06:52.730
5 -	45.617	1:15.099	120.9	26.678	111.8	2:27.394	89.40	0.770	18:09:20.124
6 -	45.072	1:15.178	120.9	26.529	111.8	2:26.779 (3)	89.77	0.155	18:11:46.903
7 -	45.347	1:14.784	118.9	26.763	112.0	2:26.894	89.70	0.270	18:14:13.797
8 -	45.310	1:15.689		26.392	112.0	2:27.391	89.40	0.767	18:16:41.188
9 -	45.417	1:15.060		26.582	112.2	2:27.059	89.60	0.435	18:19:08.247
10 -	45.179	1:14.918	120.9	26.554	111.4	2:26.651 (2)	89.85	0.027	18:21:34.898
11 -	45.287	1:15.158	120.2	27.086	109.9	2:27.531	89.32	0.907	18:24:02.429

P10 70 2 Angus ARCHER		Porsche Boxster S								
IDEAL LAP TIME : 2:25.757		BEST LAP TIME : 2:26.460		DIFFERENCE : 0.703						
LAP	SECTOR 1	SECTOR 2	SECTOR 3	LAP TIME	MPH	DIFF	TIME OF DAY			
1 -		130.8	1:14.660	125.4	26.422	113.9	2:31.417	87.02	4.957	17:59:32.194
2 -	44.998	129.3	1:14.720	125.4	26.795	112.9	2:26.513 (2)	89.94	0.053	18:01:58.707
3 -	44.875	127.3	1:15.693	121.5	27.010	112.8	2:27.578	89.29	1.118	18:04:26.285
4 -	45.005	128.0	1:15.203	124.9	26.557	113.5	2:26.765 (3)	89.78	0.305	18:06:53.050
5 -	45.560	129.0	1:15.595	124.5	26.504	113.5	2:27.659	89.24	1.199	18:09:20.709
6 -	44.800	124.7	1:15.695	124.2	26.355	113.7	2:26.850	89.73	0.390	18:11:47.559
7 -	44.742	128.0	1:15.173	124.9	26.545	114.1	2:26.460 (1)	89.97		18:14:14.019
8 -	45.189	129.8	1:15.774	124.5	26.601	113.5	2:27.564	89.30	1.104	18:16:41.583
9 -	45.271	127.8	1:14.979	119.4	26.632	114.3	2:26.882	89.71	0.422	18:19:08.465
10 -	45.420	130.8	1:14.681	124.9	27.025	112.8	2:27.126	89.56	0.666	18:21:35.591
11 -	44.828	127.8	1:15.382	124.9	26.905	113.1	2:27.115	89.57	0.655	18:24:02.706

P11 69 2 Oliver CHATHAM		Porsche Boxster S								
IDEAL LAP TIME : 2:25.239		BEST LAP TIME : 2:25.984		DIFFERENCE : 0.745						
LAP	SECTOR 1	SECTOR 2	SECTOR 3	LAP TIME	MPH	DIFF	TIME OF DAY			
1 -		126.1	1:15.138	122.0	26.646	110.9	2:32.794	86.24	6.810	17:59:33.571
2 -	45.732	125.2	1:15.211	122.2	26.607	111.4	2:27.550	89.31	1.566	18:02:01.121
3 -	45.112	125.4	1:14.863	120.0	26.585	111.4	2:26.560 (3)	89.91	0.576	18:04:27.681
4 -	44.703	127.0	1:14.938	123.8	26.630	111.6	2:26.271 (2)	90.09	0.287	18:06:53.952
5 -	45.164	127.0	1:15.529	124.7	26.575	112.0	2:27.268	89.48	1.284	18:09:21.220
6 -	44.944	117.9	1:15.908	123.3	26.596	111.0	2:27.448	89.37	1.464	18:11:48.668
7 -	44.563	126.6	1:14.798	122.9	26.623	111.8	2:25.984 (1)	90.26		18:14:14.652
8 -	45.266	127.0	1:15.509	123.8	26.667	112.0	2:27.442	89.37	1.458	18:16:42.094
9 -	46.057	125.6	1:14.178	123.3	26.759	111.8	2:26.994	89.64	1.010	18:19:09.088
10 -	45.821	127.0	1:14.101	124.5	27.652	108.5	2:27.574	89.29	1.590	18:21:36.662
11 -	44.757	127.3	1:15.246	122.0	27.173	108.8	2:27.176	89.53	1.192	18:24:03.838

P12 12 911c Tim BATES		Porsche 911								
IDEAL LAP TIME : 2:27.912		BEST LAP TIME : 2:28.327		DIFFERENCE : 0.415						
LAP	SECTOR 1	SECTOR 2	SECTOR 3	LAP TIME	MPH	DIFF	TIME OF DAY			
1 -		137.7	1:15.808	128.8	27.229	119.3	2:36.439	84.23	8.112	17:59:37.216
2 -	45.827	135.8	1:15.502	121.5	27.324	119.7	2:28.653 (2)	88.64	0.326	18:02:05.869
3 -	45.214	133.1	1:16.155	127.5	27.511	119.1	2:28.880	88.51	0.553	18:04:34.749
4 -	45.181	133.4	1:15.851	127.0	27.295	118.9	2:28.327 (1)	88.84		18:07:03.076
5 -	45.230	134.7	1:15.953	128.0	27.493	118.7	2:28.676 (3)	88.63	0.349	18:09:31.752
6 -	45.232	135.2	1:16.403	126.1	27.658	119.5	2:29.293	88.26	0.966	18:12:01.045
7 -	45.483	133.6	1:16.405	126.8	27.543	118.9	2:29.431	88.18	1.104	18:14:30.476
8 -	45.762	134.4	1:16.141	126.1	27.554	117.4	2:29.457	88.17	1.130	18:16:59.933
9 -	46.028	131.5	1:16.602	126.1	27.685	115.7	2:30.315	87.66	1.988	18:19:30.248
10 -	46.375	114.7	1:17.809	122.2	29.889	104.7	2:34.073	85.52	5.746	18:22:04.321
11 -	46.830	128.3	1:17.151	123.1	28.231	107.2	2:32.212	86.57	3.885	18:24:36.533

2022 Petro-Canada Lubricants Porsche Club Championship with Pirelli / 911 Challenge & Pors



RACE 8 - SECTOR ANALYSIS

SECTOR 1 = FL to I1, SECTOR 2 = I1 to I2, SECTOR 3 = I2 to FL, DIFF = Difference To Personal Best Lap, P = Crossed Finish Line in Pit Lane, D = Time Disallowed

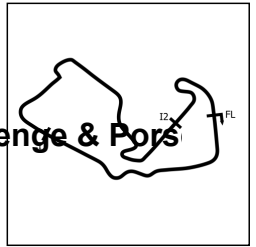
P13 10 2		Julian MORRIS		Porsche Boxster S						
IDEAL LAP TIME : 2:29.742		BEST LAP TIME : 2:30.357		DIFFERENCE : 0.615						
LAP	SECTOR 1	SECTOR 2	SECTOR 3	LAP TIME	MPH	DIFF	TIME OF DAY			
1 -		129.8	1:16.574	123.8	27.251	112.0	2:35.542	84.72	5.185	17:59:36.319
2 -	48.085	128.8	1:18.209	123.5	27.335	111.2	2:33.629	85.77	3.272	18:02:09.948
3 -	47.328	126.6	1:18.206	122.6	27.162	111.0	2:32.696	86.30	2.339	18:04:42.644
4 -	46.879	126.6	1:18.734	123.1	27.164	110.9	2:32.777	86.25	2.420	18:07:15.421
5 -	46.859	126.8	1:18.052	123.8	27.124	110.7	2:32.035	86.67	1.678	18:09:47.456
6 -	46.780	123.3	1:19.452	122.0	27.192	111.6	2:33.424	85.89	3.067	18:12:20.880
7 -	46.903	126.6	1:17.631	123.3	27.228	111.2	2:31.762	86.83	1.405	18:14:52.642
8 -	46.726	127.3	1:17.237	123.8	27.103	112.0	2:31.066 (2)	87.23	0.709	18:17:23.708
9 -	46.329	126.8	1:17.580	124.0	27.190	111.4	2:31.099 (3)	87.21	0.742	18:19:54.807
10 -	46.470	127.5	1:16.838	124.0	27.049	110.5	2:30.357 (1)	87.64		18:22:25.164
11 -	46.684	127.3	1:18.314	123.8	26.839	111.0	2:31.837	86.78	1.480	18:24:57.001

P14 24 2		Carl HAZELTON		Porsche Boxster S						
IDEAL LAP TIME : 2:28.704		BEST LAP TIME : 2:29.231		DIFFERENCE : 0.527						
LAP	SECTOR 1	SECTOR 2	SECTOR 3	LAP TIME	MPH	DIFF	TIME OF DAY			
1 -		128.0	1:19.009	121.3	27.208	112.6	2:38.871	82.94	9.640	17:59:39.648
2 -	46.079	128.8	1:18.014	120.9	27.541	112.2	2:31.634	86.90	2.403	18:02:11.282
3 -	46.195	127.5	1:20.635	120.2	28.147	111.6	2:34.977	85.03	5.746	18:04:46.259
4 -	45.946	128.0	1:18.446	122.6	27.389	112.4	2:31.781	86.82	2.550	18:07:18.040
5 -	45.750	128.0	1:19.289	122.0	27.325	112.8	2:32.364	86.48	3.133	18:09:50.404
6 -	45.789	129.0	1:19.432	122.9	27.790	112.0	2:33.011	86.12	3.780	18:12:23.415
7 -	45.980	128.3	1:18.058	123.5	27.422	113.1	2:31.460	87.00	2.229	18:14:54.875
8 -	46.395	127.8	1:17.399	122.0	27.557	112.0	2:31.351 (3)	87.06	2.120	18:17:26.226
9 -	46.062	128.8	1:17.767	122.2	27.040	111.6	2:30.869 (2)	87.34	1.638	18:19:57.095
10 -	45.550	128.0	1:16.114	123.5	27.567	111.0	2:29.231 (1)	88.30		18:22:26.326
11 -	45.800	127.0	1:18.420	123.1	27.299	111.8	2:31.519	86.97	2.288	18:24:57.845

P15 64 2		Vince BLACKER		Porsche Boxster S						
IDEAL LAP TIME : 2:27.972		BEST LAP TIME : 2:28.133		DIFFERENCE : 0.161						
LAP	SECTOR 1	SECTOR 2	SECTOR 3	LAP TIME	MPH	DIFF	TIME OF DAY			
1 -		122.4	1:19.233	121.5	27.810	109.7	2:41.301	81.69	13.168	17:59:42.078
2 -	45.197	125.2	1:16.948	116.7	27.438	111.4	2:29.583 (3)	88.09	1.450	18:02:11.661
3 -	46.089	128.0	1:19.993	119.4	26.731	110.1	2:32.813	86.23	4.680	18:04:44.474
4 -	45.945	125.9	1:18.579	121.5	26.954	109.2	2:31.478	86.99	3.345	18:07:15.952
5 -	46.571	126.8	1:18.502	122.0	26.919	110.5	2:31.992	86.70	3.859	18:09:47.944
6 -	46.364	123.5	1:29.809	116.9	27.878	106.7	2:44.051	80.32	15.918	18:12:31.995
7 -	45.920	123.5	1:16.378	121.1	26.971	109.9	2:29.269 (2)	88.28	1.136	18:15:01.264
8 -	45.358	124.0	1:16.161	120.6	26.614	110.3	2:28.133 (1)	88.95		18:17:29.397
9 -	45.362	124.9	1:16.253	122.0	28.574	103.5	2:30.189	87.74	2.056	18:19:59.586
10 -	46.988	124.5	1:16.247	119.6	27.169	108.5	2:30.404	87.61	2.271	18:22:29.990
11 -	46.511	121.3	1:16.601	119.8	27.140	108.7	2:30.252	87.70	2.119	18:25:00.242

P16 5 911c		David HARRISON		Porsche 964 RS N/GT						
IDEAL LAP TIME : 2:31.555		BEST LAP TIME : 2:32.615		DIFFERENCE : 1.060						
LAP	SECTOR 1	SECTOR 2	SECTOR 3	LAP TIME	MPH	DIFF	TIME OF DAY			
1 -		130.0	1:21.740	124.0	28.099	108.3	2:49.276	77.84	16.661	17:59:50.053
2 -	47.273	129.0	1:19.521	124.9	27.878	112.8	2:34.672	85.19	2.057	18:02:24.725
3 -	47.212	128.0	1:18.911	125.2	27.670	112.2	2:33.793	85.68	1.178	18:04:58.518
4 -	46.800	128.0	1:18.328	124.7	27.487	112.8	2:32.615 (1)	86.34		18:07:31.133
5 -	47.063	128.8	1:19.148	123.1	27.154	112.2	2:33.365	85.92	0.750	18:10:04.498
6 -	46.722	128.0	1:18.969	124.0	27.482	112.4	2:33.173 (3)	86.03	0.558	18:12:37.671
7 -	47.421	126.8	1:18.740	122.6	27.361	112.6	2:33.522	85.83	0.907	18:15:11.193
8 -	47.745	126.6	1:18.007	123.5	27.619	111.2	2:33.371	85.92	0.756	18:17:44.564
9 -	46.634	128.0	1:19.318	121.5	27.436	110.1	2:33.388	85.91	0.773	18:20:17.952
10 -	47.571	127.3	1:18.674	123.5	27.792	111.4	2:34.037	85.54	1.422	18:22:51.989
11 -	47.383	127.0	1:17.767	123.8	27.727	112.6	2:32.877 (2)	86.19	0.262	18:25:24.866

2022 Petro-Canada Lubricants Porsche Club Championship with Pirelli / 911 Challenge & Pors



RACE 8 - SECTOR ANALYSIS

SECTOR 1 = FL to I1, SECTOR 2 = I1 to I2, SECTOR 3 = I2 to FL, DIFF = Difference To Personal Best Lap, P = Crossed Finish Line in Pit Lane, D = Time Disallowed

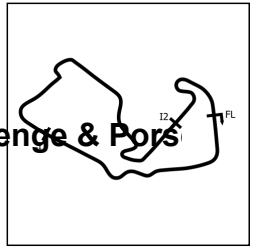
P17 22 3		Peter EVANS		Porsche Boxster S						
IDEAL LAP TIME : 2:32.564		BEST LAP TIME : 2:32.749		DIFFERENCE : 0.185						
LAP	SECTOR 1	SECTOR 2		SECTOR 3		LAP TIME	MPH	DIFF	TIME OF DAY	
1 -		124.5	1:19.276	117.7	28.227	107.9	2:43.682	80.50	10.933	17:59:44.459
2 -	47.300	125.2	1:19.346	117.9	28.274	108.3	2:34.920	85.06	2.171	18:02:19.379
3 -	47.734	123.5	1:18.332	119.8	28.076	107.9	2:34.142	85.49	1.393	18:04:53.521
4 -	47.463	122.0	1:18.944	119.4	27.896	106.9	2:34.303	85.40	1.554	18:07:27.824
5 -	47.788	121.5	1:18.290	118.7	27.991	107.2	2:34.069	85.53	1.320	18:10:01.893
6 -	48.096	121.1	1:18.807	118.3	28.287	106.7	2:35.190	84.91	2.441	18:12:37.083
7 -	48.848	122.0	1:18.600	119.6	27.737	106.9	2:35.185	84.91	2.436	18:15:12.268
8 -	47.613	122.9	1:18.468	119.1	27.700	107.2	2:33.781 (3)	85.69	1.032	18:17:46.049
9 -	46.854	123.1	1:18.039	118.9	27.856	106.5	2:32.749 (1)	86.27		18:20:18.798
10 -	47.459	123.5	1:18.959	119.6	27.839	105.9	2:34.257	85.42	1.508	18:22:53.055
11 -	47.149	122.4	1:18.010	119.1	28.127	106.0	2:33.286 (2)	85.96	0.537	18:25:26.341

P18 15 3		Shiraz KHAN		Porsche Boxster S						
IDEAL LAP TIME : 2:32.782		BEST LAP TIME : 2:32.453		DIFFERENCE : -0.329						
LAP	SECTOR 1	SECTOR 2		SECTOR 3		LAP TIME	MPH	DIFF	TIME OF DAY	
1 -			1:20.793	117.7	28.145	108.3	2:47.002	78.90	14.549	17:59:47.779
2 -	47.130					109.2	2:33.766	85.70	1.313	18:02:21.545
3 -	46.886					108.1	2:35.605	84.68	3.152	18:04:57.150
4 -	46.869					108.1	2:33.647	85.76	1.194	18:07:30.797
5 -	47.545					109.0	2:35.429	84.78	2.976	18:10:06.226
6 -	47.022					108.7	2:34.619	85.22	2.166	18:12:40.845
7 -	46.932					108.7	2:32.453 (1)	86.43		18:15:13.298
8 -	47.053					108.3	2:33.411	85.89	0.958	18:17:46.709
9 -	46.914		1:18.038	120.9	28.026	107.8	2:32.978 (2)	86.14	0.525	18:20:19.687
10 -					28.402	106.9	2:34.281	85.41	1.828	18:22:53.968
11 -	46.718					107.2	2:33.059 (3)	86.09	0.606	18:25:27.027

P19 53 3		Wayne GREGORY		Porsche Boxster S						
IDEAL LAP TIME : 2:31.650		BEST LAP TIME : 2:32.416		DIFFERENCE : 0.766						
LAP	SECTOR 1	SECTOR 2		SECTOR 3		LAP TIME	MPH	DIFF	TIME OF DAY	
1 -			1:19.238	120.2	27.905	107.9	2:44.782	79.97	12.366	17:59:45.559
2 -	46.930		1:19.024	120.4	28.507	109.0	2:34.461	85.31	2.045	18:02:20.020
3 -	48.147		1:21.279	120.4	27.988	107.6	2:37.414	83.71	4.998	18:04:57.434
4 -	46.993		1:18.904	120.9	28.595	107.6	2:34.492	85.29	2.076	18:07:31.926
5 -	46.775		1:19.547	120.6	28.319	109.0	2:34.641	85.21	2.225	18:10:06.567
6 -	47.005		1:20.125	117.7	28.184	108.7	2:35.314	84.84	2.898	18:12:41.881
7 -	46.845		1:19.085	121.1	28.076	109.2	2:34.006	85.56	1.590	18:15:15.887
8 -	47.066		1:19.391	120.0	28.158	109.0	2:34.615	85.22	2.199	18:17:50.502
9 -	46.566		1:18.795	120.0	27.740	108.8	2:33.101 (2)	86.07	0.685	18:20:23.603
10 -	46.519		1:18.852	117.7	28.438	107.9	2:33.809 (3)	85.67	1.393	18:22:57.412
11 -	46.981		1:17.391	119.4	28.044	107.9	2:32.416 (1)	86.45		18:25:29.828

P20 117 3		Darren KING		Porsche Boxster S						
IDEAL LAP TIME : 2:32.310		BEST LAP TIME : 2:32.903		DIFFERENCE : 0.593						
LAP	SECTOR 1	SECTOR 2		SECTOR 3		LAP TIME	MPH	DIFF	TIME OF DAY	
1 -			1:20.386	120.0	27.999	111.0	2:43.196	80.74	10.293	17:59:43.973
2 -	46.896		1:19.358	121.1	28.152	109.9	2:34.406	85.34	1.503	18:02:18.379
3 -	47.484	126.6	1:18.654	121.7	28.536	110.5	2:34.674	85.19	1.771	18:04:53.053
4 -	47.417		1:21.797	121.5	28.109	109.4	2:37.323	83.76	4.420	18:07:30.376
5 -	47.256		1:19.417	122.0	28.588	110.1	2:35.261	84.87	2.358	18:10:05.637
6 -	47.137		1:20.158	120.0	28.129	110.9	2:35.424	84.78	2.521	18:12:41.061
7 -	47.008		1:19.311	123.3	28.173	110.5	2:34.492	85.29	1.589	18:15:15.553
8 -	47.103	127.0	1:19.195	122.0	28.079	110.7	2:34.377 (3)	85.36	1.474	18:17:49.930
9 -	46.541		1:18.545	122.4	27.817	109.9	2:32.903 (1)	86.18		18:20:22.833
10 -	46.446		1:19.820	116.9	28.505	109.4	2:34.771	85.14	1.868	18:22:57.604
11 -	46.995		1:18.047	122.4	28.331	109.7	2:33.373 (2)	85.91	0.470	18:25:30.977

2022 Petro-Canada Lubricants Porsche Club Championship with Pirelli / 911 Challenge & Pors



RACE 8 - SECTOR ANALYSIS

SECTOR 1 = FL to I1, SECTOR 2 = I1 to I2, SECTOR 3 = I2 to FL, DIFF = Difference To Personal Best Lap, P = Crossed Finish Line in Pit Lane, D = Time Disallowed

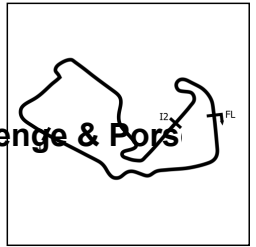
P21		6 3		Mike THOMPSON			Porsche Boxster S			
IDEAL LAP TIME : 2:32.033		BEST LAP TIME : 2:32.048		DIFFERENCE : 0.015						
LAP	SECTOR 1		SECTOR 2		SECTOR 3		LAP TIME	MPH	DIFF	TIME OF DAY
1 -		124.0	1:20.157	118.5	28.098	107.4	2:46.388	79.19	14.340	17:59:47.165
2 -	47.094	123.8	1:20.657	118.1	28.342	107.1	2:36.093	84.42	4.045	18:02:23.258
3 -	47.502	122.2	1:20.083	119.4	28.732	107.4	2:36.317	84.30	4.269	18:04:59.575
4 -	48.821	122.2	1:20.170	117.7	28.363	107.4	2:37.354	83.74	5.306	18:07:36.929
5 -	46.819	121.7	1:18.648	118.3	28.566	107.4	2:34.033	85.55	1.985	18:10:10.962
6 -	46.739	122.4	1:18.849	118.9	28.151	107.8	2:33.739	85.71	1.691	18:12:44.701
7 -	46.312	123.3	1:17.746	119.8	27.990	108.5	2:32.048 (1)	86.66		18:15:16.749
8 -	46.748	124.5	1:19.248	119.4	28.282	107.9	2:34.278	85.41	2.230	18:17:51.027
9 -	46.297	125.9	1:18.989	118.9	28.314	105.3	2:33.600 (3)	85.79	1.552	18:20:24.627
10 -	46.478	123.5	1:18.206	119.4	28.492	107.2	2:33.176 (2)	86.03	1.128	18:22:57.803
11 -	47.247	123.8	1:18.267	120.0	28.271	107.2	2:33.785	85.68	1.737	18:25:31.588

P22		13 2		Brian RICHARDSON			Porsche Boxster S			
IDEAL LAP TIME : 2:32.232		BEST LAP TIME : 2:32.526		DIFFERENCE : 0.294						
LAP	SECTOR 1		SECTOR 2		SECTOR 3		LAP TIME	MPH	DIFF	TIME OF DAY
1 -		117.5	1:24.920	117.1	28.261	108.1	2:51.143	76.99	18.617	17:59:51.920
2 -	47.682	123.1	1:19.610	118.1	28.238	109.2	2:35.530	84.72	3.004	18:02:27.450
3 -	47.558	124.9	1:19.996	120.4	28.170	108.5	2:35.724	84.62	3.198	18:05:03.174
4 -	47.447	125.4	1:21.533	121.7	28.109	109.4	2:37.089	83.88	4.563	18:07:40.263
5 -	46.655	124.7	1:18.723	122.9	27.713	110.7	2:33.091 (2)	86.07	0.565	18:10:13.354
6 -	47.584	116.7	1:19.469	122.0	27.685	109.9	2:34.738	85.16	2.212	18:12:48.092
7 -	46.904	126.6	1:19.417	120.9	27.764	108.8	2:34.085 (3)	85.52	1.559	18:15:22.177
8 -	46.949	125.4	1:18.002	121.3	27.575	109.6	2:32.526 (1)	86.39		18:17:54.703
9 -	46.908	126.3	1:20.779	119.4	27.951	107.9	2:35.638	84.66	3.112	18:20:30.341
10 -	47.182	126.3	1:20.235	120.9	28.215	108.1	2:35.632	84.67	3.106	18:23:05.973
11 -	47.277	125.6	1:19.298	120.4	27.830	107.9	2:34.405	85.34	1.879	18:25:40.378

P23		55 3		Scot ADAMS			Porsche Boxster S			
IDEAL LAP TIME : 2:33.314		BEST LAP TIME : 2:34.106		DIFFERENCE : 0.792						
LAP	SECTOR 1		SECTOR 2		SECTOR 3		LAP TIME	MPH	DIFF	TIME OF DAY
1 -		124.5	1:20.804	120.4	28.489	107.9	2:47.708	78.57	13.602	17:59:48.485
2 -	47.562	122.9	1:19.723	119.8	28.396	107.6	2:35.681	84.64	1.575	18:02:24.166
3 -	47.835	122.9	1:21.390	118.7	28.287	107.6	2:37.512	83.66	3.406	18:05:01.678
4 -	47.898	122.2	1:19.889	119.4	28.461	107.1	2:36.248	84.33	2.142	18:07:37.926
5 -	47.432	123.1	1:19.597	118.5	28.069	107.1	2:35.098	84.96	0.992	18:10:13.024
6 -	47.414	122.0	1:19.150	118.5	28.190	106.9	2:34.754	85.15	0.648	18:12:47.778
7 -	47.122	122.4	1:20.000	119.6	28.299	107.2	2:35.421	84.78	1.315	18:15:23.199
8 -	47.792	122.4	1:18.314	118.7	28.000	107.6	2:34.106 (1)	85.51		18:17:57.305
9 -	47.000	121.7	1:18.802	119.1	28.569	105.5	2:34.371 (3)	85.36	0.265	18:20:31.676
10 -	47.435	122.2	1:19.846	118.5	28.810	105.5	2:36.091	84.42	1.985	18:23:07.767
11 -	47.421	121.5	1:18.331	119.1	28.399	105.7	2:34.151 (2)	85.48	0.045	18:25:41.918

P24		81 3		Perry DARLING			Porsche Boxster S			
IDEAL LAP TIME : 2:33.754		BEST LAP TIME : 2:33.998		DIFFERENCE : 0.244						
LAP	SECTOR 1		SECTOR 2		SECTOR 3		LAP TIME	MPH	DIFF	TIME OF DAY
1 -			1:21.611	119.4	28.334	109.2	2:49.109	77.92	15.111	17:59:49.886
2 -	48.204					109.0	2:36.514	84.19	2.516	18:02:26.400
3 -	47.737		1:19.556	119.6	28.500	109.0	2:35.793	84.58	1.795	18:05:02.193
4 -	48.205		1:21.565	119.1	28.698	107.4	2:38.468	83.15	4.470	18:07:40.661
5 -	47.412		1:18.677	118.7	28.231	109.6	2:34.320 (2)	85.39	0.322	18:10:14.981
6 -	47.212		1:19.183	120.0	28.348	109.7	2:34.743	85.15	0.745	18:12:49.724
7 -	47.009		1:18.829	120.4	28.160	109.4	2:33.998 (1)	85.57		18:15:23.722
8 -	47.536		1:19.005	120.4	28.068	109.4	2:34.609	85.23	0.611	18:17:58.331
9 -	47.032		1:19.207	117.7	28.194	109.4	2:34.433 (3)	85.33	0.435	18:20:32.764
10 -	47.874		1:19.254	120.9	28.337	109.0	2:35.465	84.76	1.467	18:23:08.229
11 -	47.691		1:18.813	118.9	28.497	108.3	2:35.001	85.01	1.003	18:25:43.230

2022 Petro-Canada Lubricants Porsche Club Championship with Pirelli / 911 Challenge & Pors



RACE 8 - SECTOR ANALYSIS

SECTOR 1 = FL to I1, SECTOR 2 = I1 to I2, SECTOR 3 = I2 to FL, DIFF = Difference To Personal Best Lap, P = Crossed Finish Line in Pit Lane, D = Time Disallowed

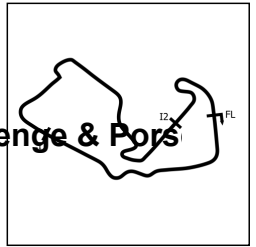
P25 90 3		Sarah THOMSON		Porsche Boxster S					
IDEAL LAP TIME : 2:34.121		BEST LAP TIME : 2:34.535		DIFFERENCE : 0.414					
LAP	SECTOR 1	SECTOR 2	SECTOR 3	LAP TIME	MPH	DIFF	TIME OF DAY		
1 -		1:25.221	121.1	28.918	108.5	2:53.757	75.84	19.222	17:59:54.534
2 -	47.689	1:20.036	119.8	28.337	108.7	2:36.062	84.43	1.527	18:02:30.596
3 -	47.445	1:19.944	120.2	28.296	108.5	2:35.685	84.64	1.150	18:05:06.281
4 -	47.170	1:21.197	120.4	28.029	108.7	2:36.396	84.25	1.861	18:07:42.677
5 -	47.153	1:19.116	120.9	28.391	108.7	2:34.660 (2)	85.20	0.125	18:10:17.337
6 -	47.075	1:19.500	120.6	28.501	108.5	2:35.076 (3)	84.97	0.541	18:12:52.413
7 -	46.976	1:19.136	120.2	28.423	108.7	2:34.535 (1)	85.27		18:15:26.948
8 -	47.872	1:19.765	119.8	28.551	108.3	2:36.188	84.37	1.653	18:18:03.136
9 -	47.783	1:20.375	119.1	28.627	106.9	2:36.785	84.05	2.250	18:20:39.921
10 -	47.570	1:21.042	117.7	29.794	98.0	2:38.406	83.18	3.871	18:23:18.327

P26 99 3		Graham HEARD		Porsche Boxster S						
IDEAL LAP TIME : 2:34.255		BEST LAP TIME : 2:36.544		DIFFERENCE : 2.289						
LAP	SECTOR 1	SECTOR 2	SECTOR 3	LAP TIME	MPH	DIFF	TIME OF DAY			
1 -		1:24.856	116.5	28.847	107.2	2:54.106	75.68	17.562	17:59:54.883	
2 -	49.417	120.0	1:18.705	28.661	105.2	2:36.783	84.05	0.239	18:02:31.666	
3 -	48.568	119.4	1:19.791	113.3	28.185	106.2	2:36.544 (1)	84.17	18:05:08.210	
4 -	48.163	118.9	1:20.555	112.0	27.951	107.4	2:36.669 (3)	84.11	0.125	18:07:44.879
5 -	47.995	120.2	1:20.914	113.1	28.395	106.4	2:37.304	83.77	0.760	18:10:22.183
6 -	47.599	119.8	1:20.297	115.1	29.896	105.5	2:37.792	83.51	1.248	18:12:59.975
7 -	47.964	118.9	1:20.242	115.7	28.379	106.7	2:36.585 (2)	84.15	0.041	18:15:36.560
8 -	48.102	118.3	1:20.493	115.5	28.290	106.4	2:36.885	83.99	0.341	18:18:13.445
9 -	47.915	119.1	1:20.435	113.7	29.007	102.9	2:37.357	83.74	0.813	18:20:50.802
10 -	47.641	122.0	1:21.211	107.3	32.312	90.7	2:41.164	81.76	4.620	18:23:31.966

P27 27 2		Kevin LUDFORD		Porsche Boxster S						
IDEAL LAP TIME : 2:34.257		BEST LAP TIME : 2:36.472		DIFFERENCE : 2.215						
LAP	SECTOR 1	SECTOR 2	SECTOR 3	LAP TIME	MPH	DIFF	TIME OF DAY			
1 -		125.4	1:20.724	120.9	27.928	111.8	2:42.149	81.26	5.677	17:59:42.926
2 -	47.284	124.9	1:20.667	119.8	28.708	109.0	2:36.659 (3)	84.11	0.187	18:02:19.585
3 -	48.057	126.3	1:22.895	120.9	28.630	108.8	2:39.582	82.57	3.110	18:04:59.167
4 -	49.538	123.1	1:26.807	117.9	28.446	109.7	2:44.791	79.96	8.319	18:07:43.958
5 -	50.065	122.6	1:22.704	117.9	28.559	109.4	2:41.328	81.68	4.856	18:10:25.286
6 -	49.394	124.2	1:20.810	120.6	28.084	109.4	2:38.288	83.25	1.816	18:13:03.574
7 -	48.921	123.1	1:19.882	121.1	27.669	110.7	2:36.472 (1)	84.21		18:15:40.046
8 -	48.541	119.1	1:20.734	120.6	28.135	110.9	2:37.410	83.71	0.938	18:18:17.456
9 -	48.628	122.9	1:20.927	118.3	28.323	109.7	2:37.878	83.46	1.406	18:20:55.334
10 -	48.305	122.9	1:19.304	120.6	29.048	108.1	2:36.657 (2)	84.11	0.185	18:23:31.991

P28 49 3		Steve SHORE		Porsche Boxster S						
IDEAL LAP TIME : 2:35.831		BEST LAP TIME : 2:36.216		DIFFERENCE : 0.385						
LAP	SECTOR 1	SECTOR 2	SECTOR 3	LAP TIME	MPH	DIFF	TIME OF DAY			
1 -		124.2	1:24.729	116.7	29.118	104.0	2:55.258	75.19	19.042	17:59:56.035
2 -	49.068	122.9	1:21.709	116.1	28.656	104.0	2:39.433	82.65	3.217	18:02:35.468
3 -	48.905	122.6	1:20.593	115.7	28.576	104.7	2:38.074	83.36	1.858	18:05:13.542
4 -	48.445	122.6	1:20.191	117.5	28.445	105.2	2:37.081	83.89	0.865	18:07:50.623
5 -	48.504	121.1	1:20.058	116.9	28.511	105.5	2:37.073	83.89	0.857	18:10:27.696
6 -	47.986	122.4	1:20.651	118.3	28.362	106.0	2:36.999	83.93	0.783	18:13:04.695
7 -	49.787	123.1	1:19.848	118.1	28.944	105.9	2:38.579	83.09	2.363	18:15:43.274
8 -	48.188	122.2	1:19.650	117.5	28.378	106.4	2:36.216 (1)	84.35		18:18:19.490
9 -	47.819	123.5	1:20.541	118.5	28.407	106.0	2:36.767 (3)	84.05	0.551	18:20:56.257
10 -	48.032	124.7	1:19.895	116.7	28.527	105.2	2:36.454 (2)	84.22	0.238	18:23:32.711

2022 Petro-Canada Lubricants Porsche Club Championship with Pirelli / 911 Challenge & Pors



RACE 8 - SECTOR ANALYSIS

SECTOR 1 = FL to I1, SECTOR 2 = I1 to I2, SECTOR 3 = I2 to FL, DIFF = Difference To Personal Best Lap, P = Crossed Finish Line in Pit Lane, D = Time Disallowed

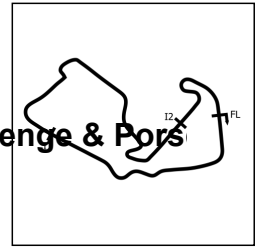
P29 38 3		Eric BRIDGES		Porsche Boxster S						
IDEAL LAP TIME : 2:35.686		BEST LAP TIME : 2:36.412		DIFFERENCE : 0.726						
LAP	SECTOR 1		SECTOR 2		SECTOR 3		LAP TIME	MPH	DIFF	TIME OF DAY
1 -		124.0	1:25.293	118.7	29.124	106.7	2:53.488	75.95	17.076	17:59:54.265
2 -	50.254	123.3	1:23.286	118.7	28.807	108.3	2:42.347	81.17	5.935	18:02:36.612
3 -	48.364	125.4	1:21.110	119.6	28.881	108.8	2:38.355	83.21	1.943	18:05:14.967
4 -	47.954	124.7	1:19.563	119.6	28.895	109.4	2:36.412 (1)	84.25		18:07:51.379
5 -	47.696	124.0	1:20.469	119.8	28.427	109.6	2:36.592 (3)	84.15	0.180	18:10:27.971
6 -	48.490	124.0	1:19.995	120.6	28.434	109.9	2:36.919	83.97	0.507	18:13:04.890
7 -	48.466	122.9	1:20.071	119.1	28.720	108.5	2:37.257	83.79	0.845	18:15:42.147
8 -	47.880	124.5	1:19.737	118.9	28.904	108.1	2:36.521 (2)	84.19	0.109	18:18:18.668
9 -	48.165	123.8	1:21.277	119.1	29.277	105.0	2:38.719	83.02	2.307	18:20:57.387
10 -	48.404	123.8	1:21.094	117.7	28.762	107.4	2:38.260	83.26	1.848	18:23:35.647

P30 600 3		Simon Ruffell WARD		Porsche Boxster S						
IDEAL LAP TIME : 2:38.104		BEST LAP TIME : 2:38.654		DIFFERENCE : 0.550						
LAP	SECTOR 1		SECTOR 2		SECTOR 3		LAP TIME	MPH	DIFF	TIME OF DAY
1 -		122.4	1:24.607	112.5	29.441	105.2	2:55.065	75.27	16.411	17:59:55.842
2 -	49.058	123.8	1:22.539	117.1	28.841	105.3	2:40.438	82.13	1.784	18:02:36.280
3 -	48.421	123.5	1:21.439	116.9	29.565	105.3	2:39.425	82.65	0.771	18:05:15.705
4 -	48.516	123.8	1:20.842	117.7	29.441	104.7	2:38.799 (2)	82.98	0.145	18:07:54.504
5 -	48.434	122.9	1:21.593	117.1	28.982	105.0	2:39.009 (3)	82.87	0.355	18:10:33.513
6 -	49.179	122.2	1:21.029	117.3	29.344	104.7	2:39.552	82.59	0.898	18:13:13.065
7 -	48.696	121.7	1:20.850	117.3	29.108	105.2	2:38.654 (1)	83.05		18:15:51.719
8 -	49.676	121.7	1:24.177	116.3	29.236	104.0	2:43.089	80.80	4.435	18:18:34.808
9 -	49.212	123.1	1:22.236	116.5	30.114	101.3	2:41.562	81.56	2.908	18:21:16.370
10 -	50.582	123.5	1:21.186	116.1	29.059	103.2	2:40.827	81.93	2.173	18:23:57.197

P31 76 3		Faye NOBLE-EVANS		Porsche Boxster S						
IDEAL LAP TIME : 2:40.710		BEST LAP TIME : 2:40.864		DIFFERENCE : 0.154						
LAP	SECTOR 1		SECTOR 2		SECTOR 3		LAP TIME	MPH	DIFF	TIME OF DAY
1 -		115.7	1:25.302	109.2	29.221	99.9	2:57.165	74.38	16.301	17:59:57.942
2 -	49.890	115.1	1:21.869	111.2	29.105	100.1	2:40.864 (1)	81.91		18:02:38.806
3 -	50.246	112.7	1:22.518	110.0	29.243	99.4	2:42.007 (2)	81.34	1.143	18:05:20.813
4 -	50.189	112.9	1:23.518	110.1	29.730	98.4	2:43.437	80.62	2.573	18:08:04.250
5 -	50.215	112.5	1:23.654	110.3	29.521	98.8	2:43.390 (3)	80.65	2.526	18:10:47.640
6 -	50.914	112.9	1:23.276	109.8	29.763	98.7	2:43.953	80.37	3.089	18:13:31.593
7 -	50.483	112.7	1:25.043	109.8	29.365	99.1	2:44.891	79.91	4.027	18:16:16.484
8 -	51.328	114.1	1:26.409	110.0	29.154	99.3	2:46.891	78.96	6.027	18:19:03.375
9 -	49.736	112.9	1:24.951	110.3	30.814	96.7	2:45.501	79.62	4.637	18:21:48.876
10 -	50.289	115.3	1:23.838	110.0	29.507	99.0	2:43.634	80.53	2.770	18:24:32.510

P32 11 911c		James NEAL		Porsche 964						
IDEAL LAP TIME : 2:29.952		BEST LAP TIME : 2:30.932		DIFFERENCE : 0.980						
LAP	SECTOR 1		SECTOR 2		SECTOR 3		LAP TIME	MPH	DIFF	TIME OF DAY
1 -		139.5	1:19.516	130.0	28.194	115.9	2:42.545	81.07	11.613	17:59:43.322
2 -	46.391	137.5	1:17.270	131.0	27.271	114.3	2:30.932 (1)	87.30		18:02:14.254
3 -	46.221	137.5	1:17.765	131.8	27.240	116.8	2:31.226 (2)	87.13	0.294	18:04:45.480
4 -	45.442	136.3	1:18.750	131.0	27.479	118.4	2:31.671	86.88	0.739	18:07:17.151
5 -	45.504	136.6	1:19.238	129.5	27.284	116.6	2:32.026	86.68	1.094	18:09:49.177
6 -	45.976	133.9	1:19.517	128.8	27.491	115.3	2:32.984	86.13	2.052	18:12:22.161
7 -	46.031	132.1	1:18.347	130.3	27.504	118.2	2:31.882	86.76	0.950	18:14:54.043
8 -	45.906	138.6	1:17.819	129.3	27.664	116.8	2:31.389 (3)	87.04	0.457	18:17:25.432

2022 Petro-Canada Lubricants Porsche Club Championship with Pirelli / 911 Challenge & Pors



RACE 8 - SECTOR ANALYSIS

SECTOR 1 = FL to I1, SECTOR 2 = I1 to I2, SECTOR 3 = I2 to FL, DIFF = Difference To Personal Best Lap, P = Crossed Finish Line in Pit Lane, D = Time Disallowed

P33 80 1		Bill CALEY		Porsche Cayman S						
IDEAL LAP TIME : 2:21.622		BEST LAP TIME : 2:22.013		DIFFERENCE : 0.391						
LAP	SECTOR 1	SECTOR 2	SECTOR 3	LAP TIME	MPH	DIFF	TIME OF DAY			
1 -		134.7	1:13.280	129.0	25.844	117.8	2:26.355	90.03	4.342	17:59:27.132
2 -	43.788	132.3	1:12.381	129.0	26.055	117.0	2:22.224 (2)	92.65	0.211	18:01:49.356
3 -	43.397	133.1	1:12.558	129.0	26.058	117.2	2:22.013 (1)	92.79		18:04:11.369
4 -	43.553	132.3	1:12.704	129.0	26.218	116.1	2:22.475 (3)	92.49	0.462	18:06:33.844
5 -	43.648	131.8	1:13.023	127.3	26.572	116.6	2:23.243	91.99	1.230	18:08:57.087
6 -	43.855	131.5	1:13.570	128.0	26.119	116.6	2:23.544	91.80	1.531	18:11:20.631
7 -	44.142	131.8	1:12.511	128.3	26.433	116.1	2:23.086	92.09	1.073	18:13:43.717

P34 52 3		Darren LABBETT		Porsche Boxster S						
IDEAL LAP TIME : 2:32.474		BEST LAP TIME : 2:33.328		DIFFERENCE : 0.854						
LAP	SECTOR 1	SECTOR 2	SECTOR 3	LAP TIME	MPH	DIFF	TIME OF DAY			
1 -		1:18.326	120.4	27.913	108.8		2:44.224 (3)	80.24	10.896	17:59:45.001
2 -	46.923		1:19.851	121.1	28.750	107.8	2:35.524 (2)	84.73	2.196	18:02:20.525
3 -	47.777		1:18.069	120.2	27.482	109.2	2:33.328 (1)	85.94		18:04:53.853

2022 Petro-Canada Lubricants Porsche Club Championship with Pirelli / 911 Challenge & Pors

RACE 8 - BEST SECTORS

SECTOR 1			SECTOR 2			SECTOR 3			IDEAL / BEST COMPARISON						
POS	NO	NAME	TIME	NO	NAME	TIME	NO	NAME	TIME	POS	NO	NAME	IDEAL	BEST	DIFF
													PERFECT LAP	2:20.900	
1	9	DYER	43.029	16	HARRISON	1:12.379	9	DYER	25.492	1	23	CLARK	2:21.342	2:21.842	0.500
2	23	CLARK	43.049	80	CALEY	1:12.381	2	MORRIS	25.664	2	2	MORRIS	2:21.361	2:21.890	0.529
3	2	MORRIS	43.173	2	MORRIS	1:12.524	23	CLARK	25.758	3	9	DYER	2:21.379	2:21.934	0.555
4	80	CALEY	43.397	23	CLARK	1:12.535	16	HARRISON	25.783	4	80	CALEY	2:21.622	2:22.013	0.391
5	16	HARRISON	43.514	9	DYER	1:12.858	80	CALEY	25.844	5	16	HARRISON	2:21.676	2:22.094	0.418
6	17	MUGGERIDGE	43.934	17	MUGGERIDGE	1:13.469	17	MUGGERIDGE	26.114	6	17	MUGGERIDGE	2:23.517	2:23.841	0.324
7	45	SEAGRAVE	43.994	91	TESTER	1:13.738	91	TESTER	26.126	7	91	TESTER	2:23.882	2:24.203	0.321
8	91	TESTER	44.018	45	SEAGRAVE	1:13.938	44	PORTER	26.132	8	45	SEAGRAVE	2:24.297	2:24.800	0.503
9	44	PORTER	44.461	44	PORTER	1:14.020	70	ARCHER	26.355	9	44	PORTER	2:24.613	2:24.987	0.374
10	69	CHATHAM	44.563	69	CHATHAM	1:14.101	45	SEAGRAVE	26.365	10	69	CHATHAM	2:25.239	2:25.984	0.745
11	70	ARCHER	44.742	88	SIMPSON	1:14.290	88	SIMPSON	26.392	11	88	SIMPSON	2:25.642	2:26.624	0.982
12	88	SIMPSON	44.960	70	ARCHER	1:14.660	69	CHATHAM	26.575	12	70	ARCHER	2:25.757	2:26.460	0.703
13	12	BATES	45.181	12	BATES	1:15.502	64	BLACKER	26.614	13	12	BATES	2:27.912	2:28.327	0.415
14	64	BLACKER	45.197	24	HAZELTON	1:16.114	10	MORRIS	26.839	14	64	BLACKER	2:27.972	2:28.133	0.161
15	11	NEAL	45.442	64	BLACKER	1:16.161	24	HAZELTON	27.040	15	24	HAZELTON	2:28.704	2:29.231	0.527
16	24	HAZELTON	45.550	10	MORRIS	1:16.574	5	HARRISON	27.154	16	10	MORRIS	2:29.742	2:30.357	0.615
17	6	THOMPSON	46.297	11	NEAL	1:17.270	12	BATES	27.229	17	11	NEAL	2:29.952	2:30.932	0.980
18	10	MORRIS	46.329	53	GREGORY	1:17.391	11	NEAL	27.240	18	5	HARRISON	2:31.555	2:32.615	1.060
19	117	KING	46.446	6	THOMPSON	1:17.746	52	LABBETT	27.482	19	53	GREGORY	2:31.650	2:32.416	0.766
20	53	GREGORY	46.519	5	HARRISON	1:17.767	13	RICHARDSON	27.575	20	6	THOMPSON	2:32.033	2:32.048	0.015
21	5	HARRISON	46.634	13	RICHARDSON	1:18.002	27	LUDFORD	27.669	21	13	RICHARDSON	2:32.232	2:32.526	0.294
22	13	RICHARDSON	46.655	22	EVANS	1:18.010	22	EVANS	27.700	22	117	KING	2:32.310	2:32.903	0.593
23	15	KHAN	46.718	15	KHAN	1:18.038	53	GREGORY	27.740	23	52	LABBETT	2:32.474	2:33.328	0.854
24	22	EVANS	46.854	117	KING	1:18.047	117	KING	27.817	24	22	EVANS	2:32.564	2:32.749	0.185
25	52	LABBETT	46.923	52	LABBETT	1:18.069	99	HEARD	27.951	25	15	KHAN	2:32.782	2:32.453	-0.329
26	90	THOMSON	46.976	55	ADAMS	1:18.314	6	THOMPSON	27.990	26	55	ADAMS	2:33.314	2:34.106	0.792
27	55	ADAMS	47.000	81	DARLING	1:18.677	55	ADAMS	28.000	27	81	DARLING	2:33.754	2:33.998	0.244
28	81	DARLING	47.009	99	HEARD	1:18.705	15	KHAN	28.026	28	90	THOMSON	2:34.121	2:34.535	0.414
29	27	LUDFORD	47.284	90	THOMSON	1:19.116	90	THOMSON	28.029	29	99	HEARD	2:34.255	2:36.544	2.289
30	99	HEARD	47.599	27	LUDFORD	1:19.304	81	DARLING	28.068	30	27	LUDFORD	2:34.257	2:36.472	2.215
31	38	BRIDGES	47.696	38	BRIDGES	1:19.563	49	SHORE	28.362	31	38	BRIDGES	2:35.686	2:36.412	0.726
32	49	SHORE	47.819	49	SHORE	1:19.650	38	BRIDGES	28.427	32	49	SHORE	2:35.831	2:36.216	0.385
33	600	WARD	48.421	600	WARD	1:20.842	600	WARD	28.841	33	600	WARD	2:38.104	2:38.654	0.550
34	76	NOBLE-EVANS	49.736	76	NOBLE-EVANS	1:21.869	76	NOBLE-EVANS	29.105	34	76	NOBLE-EVANS	2:40.710	2:40.864	0.154

2022 Petro-Canada Lubricants Porsche Club Championship with Pirelli / 911 Challenge & Pors

RACE 8 - BEST SPEEDS

POS	INTERMEDIATE 1			INTERMEDIATE 2			FINISH LINE		
	NO	NAME	MPH	NO	NAME	MPH	NO	NAME	MPH
1	2	MORRIS	139.8	2	MORRIS	133.4	2	MORRIS	122.0
2	23	CLARK	139.5	16	HARRISON	131.8	16	HARRISON	120.6
3	11	NEAL	139.5	23	CLARK	131.8	23	CLARK	120.6
4	9	DYER	138.0	11	NEAL	131.8	12	BATES	119.7
5	12	BATES	137.7	9	DYER	131.0	9	DYER	118.4
6	16	HARRISON	136.9	80	CALEY	129.0	11	NEAL	118.4
7	80	CALEY	134.7	12	BATES	128.8	80	CALEY	117.8
8	45	SEAGRAVE	133.6	45	SEAGRAVE	128.0	45	SEAGRAVE	117.6
9	17	MUGGERIDGE	131.0	17	MUGGERIDGE	126.3	17	MUGGERIDGE	114.9
10	70	ARCHER	130.8	70	ARCHER	125.4	70	ARCHER	114.3
11	5	HARRISON	130.0	5	HARRISON	125.2	24	HAZELTON	113.1
12	10	MORRIS	129.8	69	CHATHAM	124.7	88	SIMPSON	112.8
13	24	HAZELTON	129.0	10	MORRIS	124.0	5	HARRISON	112.8
14	91	TESTER	128.5	44	PORTER	123.8	91	TESTER	112.2
15	64	BLACKER	128.0	88	SIMPSON	123.8	69	CHATHAM	112.0
16	44	PORTER	127.8	24	HAZELTON	123.5	10	MORRIS	112.0
17	69	CHATHAM	127.3	117	KING	123.3	44	PORTER	111.8
18	117	KING	127.0	13	RICHARDSON	122.9	27	LUDFORD	111.8
19	13	RICHARDSON	126.6	64	BLACKER	122.0	64	BLACKER	111.4
20	27	LUDFORD	126.3	91	TESTER	121.7	117	KING	111.0
21	6	THOMPSON	125.9	53	GREGORY	121.1	13	RICHARDSON	110.7
22	38	BRIDGES	125.4	90	THOMSON	121.1	38	BRIDGES	109.9
23	22	EVANS	125.2	27	LUDFORD	121.1	81	DARLING	109.7
24	49	SHORE	124.7	52	LABBETT	121.1	15	KHAN	109.2
25	55	ADAMS	124.5	15	KHAN	120.9	53	GREGORY	109.2
26	600	WARD	123.8	81	DARLING	120.9	52	LABBETT	109.2
27	99	HEARD	122.6	38	BRIDGES	120.6	90	THOMSON	108.7
28	76	NOBLE-EVANS	115.7	55	ADAMS	120.4	6	THOMPSON	108.5
29				6	THOMPSON	120.0	22	EVANS	108.3
30				22	EVANS	119.8	55	ADAMS	107.9
31				49	SHORE	118.5	99	HEARD	107.4
32				600	WARD	117.7	49	SHORE	106.4
33				99	HEARD	116.5	600	WARD	105.3
34				76	NOBLE-EVANS	111.2	76	NOBLE-EVANS	100.1
35									
36									
37									

2022 Petro-Canada Lubricants Porsche Club Championship with Pirelli / 911 Challenge & Pors

RACE 8 - STATISTICS

Competitors Started 34
Planned Start 2022-07-30 @ 18:00:00.000
Actual Start 2022-07-30 @ 17:57:00.776
Finish Time 2022-07-30 @ 18:23:12.546
Track Length 3.6604mi.
Total Laps 352
Total Distance Covered 1288.4951mi.

Session Fastest Lap History

NO	CL	NAME	LAP TIME	TIME OF DAY	LAP	VEHICLE
16	1	Kevin HARRISON	2:24.285	17:59:25.054	1	Porsche 996 C2
16	1	Kevin HARRISON	2:22.094	18:01:47.148	2	Porsche 996 C2
23	1	Simon CLARK	2:21.842	18:04:09.833	3	Porsche 996 C2

Session Leader History

NO	CL	NAME	FROM LAP	LAPS LED	DISTANCE	VEHICLE
16	1	Kevin HARRISON	1	9	32.94 miles	Porsche 996 C2
2	1	Peter MORRIS	10	2	7.32 miles	Porsche 997 C2S

Flag History

TYPE	TIME OF DAY
GREEN	17:57:00.776
FINISH	18:23:12.546

Flag Statistics

TYPE	COUNT	TOTAL LAPS	TOTAL TIME
Green	1	11	28:48.112
Red	0	0	0.000
Safety Car	0	0	0.000
FCY	0	0	0.000

2022 Petro-Canada Lubricants Porsche Club Championship with Pirelli / 911 Challenge & Pors

RACE 8 - STATISTICS

CLASS : 1

7 Starters

Fastest Lap History

NO	NAME	LAP TIME	TIME OF DAY	LAP	VEHICLE
16	Kevin HARRISON	2:24.285	17:59:25.054	1	Porsche 996 C2
16	Kevin HARRISON	2:22.094	18:01:47.148	2	Porsche 996 C2
23	Simon CLARK	2:21.842	18:04:09.833	3	Porsche 996 C2

Leader History

NO	NAME	FROM LAP	LAPS LED	DISTANCE	VEHICLE
16	Kevin HARRISON	1	9	32.94 miles	Porsche 996 C2
2	Peter MORRIS	10	2	7.32 miles	Porsche 997 C2S

2022 Petro-Canada Lubricants Porsche Club Championship with Pirelli / 911 Challenge & Pors

RACE 8 - STATISTICS

CLASS : 2

10 Starters

Fastest Lap History

NO	NAME	LAP TIME	TIME OF DAY	LAP	VEHICLE
91	Colin TESTER	2:28.826	17:59:29.593	1	Porsche Boxster S
91	Colin TESTER	2:24.569	18:01:54.162	2	Porsche Boxster S
91	Colin TESTER	2:24.203	18:09:08.871	5	Porsche Boxster S

Leader History

NO	NAME	FROM LAP	LAPS LED	DISTANCE	VEHICLE
91	Colin TESTER	1	11	40.26 miles	Porsche Boxster S

2022 Petro-Canada Lubricants Porsche Club Championship with Pirelli / 911 Challenge & Pors

RACE 8 - STATISTICS

CLASS : 3

14 Starters

Fastest Lap History

NO	NAME	LAP TIME	TIME OF DAY	LAP	VEHICLE
117	Darren KING	2:43.196	17:59:43.965	1	Porsche Boxster S
117	Darren KING	2:34.406	18:02:18.371	2	Porsche Boxster S
15	Shiraz KHAN	2:33.766	18:02:21.527	2	Porsche Boxster S
52	Darren LABBETT	2:33.328	18:04:53.845	3	Porsche Boxster S
15	Shiraz KHAN	2:32.453	18:15:13.281	7	Porsche Boxster S
6	Mike THOMPSON	2:32.048	18:15:16.745	7	Porsche Boxster S

Leader History

NO	NAME	FROM LAP	LAPS LED	DISTANCE	VEHICLE
117	Darren KING	1	3	10.98 miles	Porsche Boxster S
22	Peter EVANS	4	8	29.28 miles	Porsche Boxster S

2022 Petro-Canada Lubricants Porsche Club Championship with Pirelli / 911 Challenge & Pors

RACE 8 - STATISTICS

CLASS : 911c

3 Starters

Fastest Lap History

NO	NAME	LAP TIME	TIME OF DAY	LAP	VEHICLE
12	Tim BATES	2:36.439	17:59:37.210	1	Porsche 911
12	Tim BATES	2:28.653	18:02:05.863	2	Porsche 911
12	Tim BATES	2:28.327	18:07:03.070	4	Porsche 911

Leader History

NO	NAME	FROM LAP	LAPS LED	DISTANCE	VEHICLE
12	Tim BATES	1	11	40.26 miles	Porsche 911