



Porsche Club

Motorsport



BOXSTER CUP



Silverstone GP

July 29th

Results

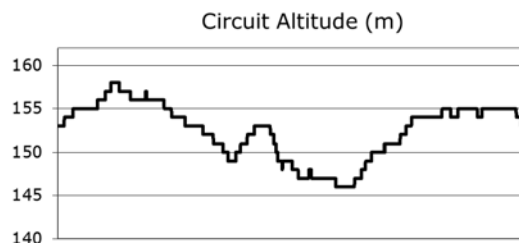
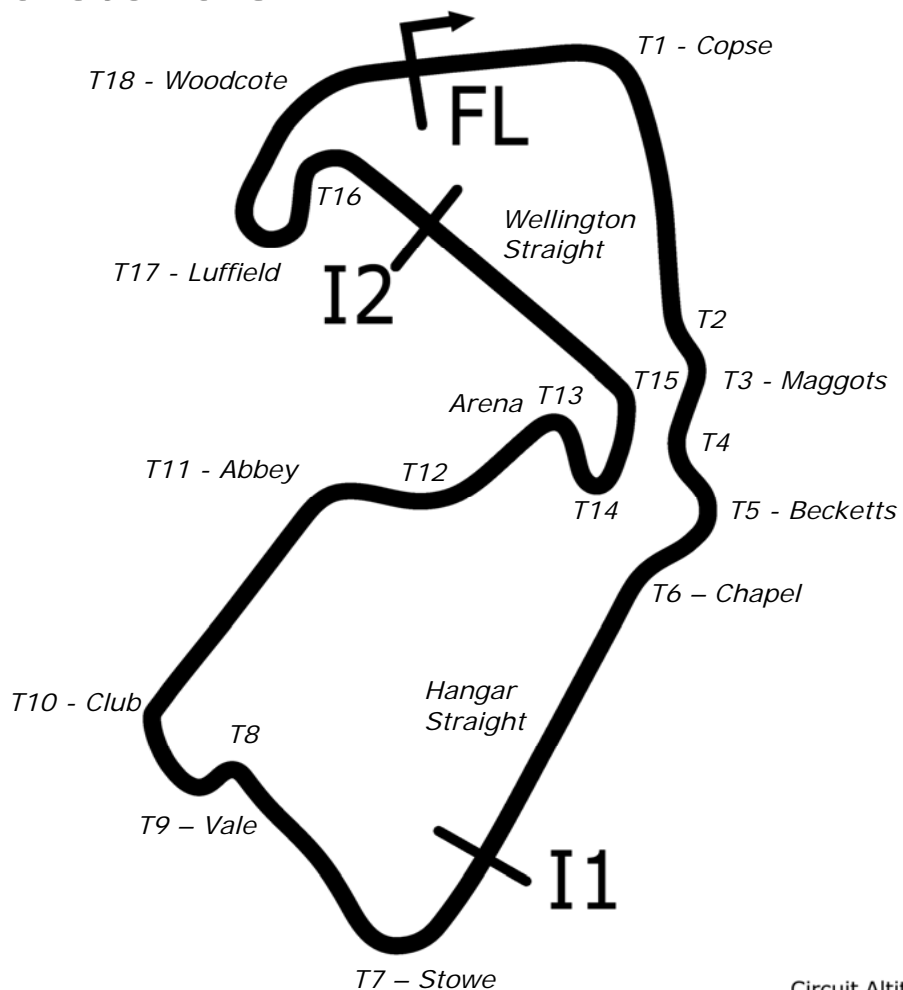


Silverstone GP



SPORTS TIMING

TIMING SOLUTIONS LTD



Length	3.6605 miles	5891.0 m	
FL		52.07872 N	1.01711 W
I1	2033m	52.06559 N	1.01486 W
I2	4857m	52.07603 N	1.01669 W
Pit Entry	5839m	52.07859 N	1.01758 W
Pit Exit	305m after FL	52.07880 N	1.01268 W
Pit Entry-Pit Exit	336m, 24.2s @50kph, 20.1s @60kph		

All results available at www.tsl-timing.com

2023 Porsche Club Championship /Boxster Cup /Eden Open Cup /911 Challenge

QUALIFYING - RACE 2 - CLASSIFICATION

POS	NO	CL	PIC NAME	ENTRY	TIME	ON	LAPS	GAP	DIFF	MPH
1	18	Open	1 Archie HAMILTON	Porsche 992	2:09.341	3	9			101.88
2	91	Open	2 Jodie SLOSS	Porsche 991	2:11.566	7	8	2.225	2.225	100.16
3	86	Open	3 Kevin BIRD	Porsche	2:11.618	3	8	2.277	0.052	100.12
4	50	Open	4 Dallas CARROLL	Porsche 991.2 Cup	2:12.504	4	9	3.163	0.886	99.45
5	106	Open	5 Hasi PETO-DIAS	Porsche 991	2:15.748	4	5	6.407	3.244	97.07
6	151	Open	6 David HARRISON	Porsche	2:16.463	2	8	7.122	0.715	96.56
7	72	Open	7 Will CHAPPELL	Porsche 997.1	2:16.885	8	8	7.544	0.422	96.26
8	777	Open	8 Adrian LINGGI	Porsche 991.1 Cup	2:18.123	8	8	8.782	1.238	95.40
9	14	1	1 Mark MCALEER	Porsche 997	2:20.187	4	8	10.846	2.064	94.00
10	11	1	2 James CALEY	Porsche 997	2:21.110	3	8	11.769	0.923	93.38
11	16	1	3 Kevin HARRISON	Porsche 996	2:21.688	7	8	12.347	0.578	93.00
12	2	1	4 Peter MORRIS	Porsche 997	2:21.907	2	8	12.566	0.219	92.86
13	9	1	5 Chris DYER	Porsche Cayman	2:22.262	7	8	12.921	0.355	92.63
14	85	1	6 Richard BAYSTON	Porsche 996	2:23.019	3	8	13.678	0.757	92.14
15	80	1	7 Bill CALEY	Porsche Cayman	2:23.169	2	8	13.828	0.150	92.04
16	62	1	8 Neil DELARGY	Porsche 997	2:24.093	2	3	14.752	0.924	91.45
17	22	1	9 Peter EVANS	Porsche 996	2:24.511	4	8	15.170	0.418	91.18
18	69	2	1 Oliver CHATHAM	Porsche Boxster S	2:24.533	5	8	15.192	0.022	91.17
19	7*	2	2 Christian WALKER	Porsche Boxster S	2:24.800	5	8	15.459	0.267	91.00
20	17	1	10 Andrew MUGGERIDGE	Porsche 996	2:24.858	4	8	15.517	0.058	90.97
21	4	1	11 Andy TOON	Porsche Cayman	2:24.976	5	7	15.635	0.118	90.89
22	44	2	3 Andrew PORTER	Porsche Boxster S	2:25.537	3	6	16.196	0.561	90.54
23	15*	2	4 Shiraz KHAN	Porsche Boxster S	2:27.067	4	7	17.726	1.530	89.60
24	45	1	12 Paul SEAGRAVE	Porsche 996	2:27.477	3	8	18.136	0.410	89.35
25	88	2	5 Paul SIMPSON	Porsche Boxster S	2:27.637	6	8	18.296	0.160	89.25
26	64	1	13 Vince BLACKER	Porsche Cayman	2:28.087	4	8	18.746	0.450	88.98
27	52	2	6 Darren LABBETT	Porsche Boxster S	2:28.297	4	8	18.956	0.210	88.86
28	70	2	7 Angus ARCHER	Porsche Boxster S	2:28.850	4	8	19.509	0.553	88.53
29	5	2	8 Brian RICHARDSON	Porsche Boxster S	2:29.619	6	8	20.278	0.769	88.07
30	3	2	9 Ross MORRIS	Porsche Boxster S	2:29.835	6	6	20.494	0.216	87.94
31	24	2	10 Carl HAZELTON	Porsche Boxster S	2:29.910	7	8	20.569	0.075	87.90
32	21	3	1 Jonathan LOVELL	Porsche Boxster S	2:31.613	2	8	22.272	1.703	86.91
33	111	911	1 James NEAL	Porsche 911 964	2:31.813	2	8	22.472	0.200	86.80
34	47	911	2 Mike JOHNSON	Porsche 911 SC	2:32.699	3	6	23.358	0.886	86.29
35	90	3	2 Sarah THOMSON	Porsche Boxster S	2:32.746	7	8	23.405	0.047	86.27
36	81	3	3 Perry DARLING	Porsche Boxster S	2:32.821	5	7	23.480	0.075	86.23
37	6	3	4 Mike THOMPSON	Porsche Boxster S	2:33.446	2	8	24.105	0.625	85.87
38	89	1	14 Tom ATHERTON	Porsche Cayman	2:33.705	4	5	24.364	0.259	85.73
39	46*	3	5 Matt GOUGH	Porsche Boxster S	2:33.981	5	7	24.640	0.276	85.58
40	10	2	11 Julian MORRIS	Porsche Boxster S	2:34.014	7	7	24.673	0.033	85.56
41	20	3	6 Faye NOBLE-EVANS	Porsche Boxster S	2:34.084	7	8	24.743	0.070	85.52
42	55	3	7 Scot ADAMS	Porsche Boxster S	2:34.806	7	8	25.465	0.722	85.12
43	66	3	8 Vikram SUDERA	Porsche Boxster S	2:35.327	3	8	25.986	0.521	84.83
44	33*	3	9 Jessica WILKINSON	Porsche Boxster S	2:36.857	6	8	27.516	1.530	84.01
45	8	3	10 Will TOON	Porsche Boxster S	2:38.208	5	6	28.867	1.351	83.29
46	38	3	11 Eric BRIDGES	Porsche Boxster S	2:40.327	2	7	30.986	2.119	82.19
47	53	3	12 Wayne GREGORY	Porsche Boxster S	2:42.984	5	6	33.643	2.657	80.85
48	77	3	13 Paul WATSON	Porsche Boxster S	2:43.596	6	7	34.255	0.612	80.55
49	28	3	14 Phil GRAHAM	Porsche Boxster S	2:48.167	2	7	38.826	4.571	78.36
50	124	3	15 Sarah WOOD	Porsche Boxster S	2:48.991	5	7	39.650	0.824	77.97
51	125	3	16 Craig HORVATH	Porsche Boxster S	2:58.858	6	7	49.517	9.867	73.67

No. 7, 15, 33, 46 - 1 Lap time disallowed; exceeding track limits.

Weather / Track : Sunny / Dry

These results are provisional until the conclusion of any judicial and technical matters.

Silverstone GP: 3.6604 miles

Date: 29/07/2023 Start: 09:30 Finish: 09:50

Clerk Of Course : Terry Scannell

Stewards :

Timekeeper : Gethin Rees

2023 Porsche Club Championship /Boxster Cup /Eden Open Cup /911 Challenge

QUALIFYING - RACE 7 - 2ND FASTEST CLASSIFICATION

POS	NO	CL	PIC NAME	ENTRY	TIME	ON	LAPS	GAP	DIFF	MPH
1	18	Open	1 Archie HAMILTON	Porsche 992	2:09.654	7	9			101.63
2	91	Open	2 Jodie SLOSS	Porsche 991	2:12.384	4	8		2.730	99.54
3	50	Open	3 Dallas CARROLL	Porsche 991.2 Cup	2:12.848	5	9	3.194	0.464	99.19
4	86	Open	4 Kevin BIRD	Porsche	2:14.868	2	8		2.020	97.70
5	72	Open	5 Will CHAPPELL	Porsche 997.1	2:16.953	5	8		2.085	96.22
6	151	Open	6 David HARRISON	Porsche	2:17.249	7	8		0.296	96.01
7	777	Open	7 Adrian LINGGI	Porsche 991.1 Cup	2:18.470	3	8		1.221	95.16
8	106	Open	8 Hasi PETO-DIAS	Porsche 991	2:19.115	3	5		0.645	94.72
9	14	1	1 Mark MCALEER	Porsche 997	2:21.103	5	8		1.988	93.39
10	11	1	2 James CALEY	Porsche 997	2:21.923	5	8		0.820	92.85
11	2	1	3 Peter MORRIS	Porsche 997	2:22.163	3	8		0.240	92.69
12	16	1	4 Kevin HARRISON	Porsche 996	2:22.186	8	8		0.023	92.67
13	9	1	5 Chris DYER	Porsche Cayman	2:22.690	3	8		0.504	92.35
14	85	1	6 Richard BAYSTON	Porsche 996	2:23.138	6	8		0.448	92.06
15	80	1	7 Bill CALEY	Porsche Cayman	2:24.047	7	8		0.909	91.48
16	17	1	8 Andrew MUGGERIDGE	Porsche 996	2:24.975	2	8		0.928	90.89
17	22	1	9 Peter EVANS	Porsche 996	2:25.007	3	8		0.032	90.87
18	7*	2	1 Christian WALKER	Porsche Boxster S	2:25.192	6	8		0.185	90.76
19	69	2	2 Oliver CHATHAM	Porsche Boxster S	2:25.210	8	8		0.018	90.74
20	4	1	10 Andy TOON	Porsche Cayman	2:25.422	4	7		0.212	90.61
21	44	2	3 Andrew PORTER	Porsche Boxster S	2:25.711	2	6		0.289	90.43
22	88	2	4 Paul SIMPSON	Porsche Boxster S	2:27.851	7	8		2.140	89.12
23	45	1	11 Paul SEAGRAVE	Porsche 996	2:28.091	6	8		0.240	88.98
24	64	1	12 Vince BLACKER	Porsche Cayman	2:28.173	7	8		0.082	88.93
25	52	2	5 Darren LABBETT	Porsche Boxster S	2:28.378	6	8		0.205	88.81
26	70	2	6 Angus ARCHER	Porsche Boxster S	2:29.245	5	8		0.867	88.29
27	15*	2	7 Shiraz KHAN	Porsche Boxster S	2:29.343	3	7		0.098	88.23
28	5	2	8 Brian RICHARDSON	Porsche Boxster S	2:30.596	5	8		1.253	87.50
29	24	2	9 Carl HAZELTON	Porsche Boxster S	2:31.203	5	8		0.607	87.15
30	3	2	10 Ross MORRIS	Porsche Boxster S	2:31.545	2	6		0.342	86.95
31	21	3	1 Jonathan LOVELL	Porsche Boxster S	2:32.036	3	8		0.491	86.67
32	111	911	1 James NEAL	Porsche 911 964	2:32.220	4	8		0.184	86.57
33	62	1	13 Neil DELARGY	Porsche 997	2:32.633	1	3		0.413	86.33
34	81	3	2 Perry DARLING	Porsche Boxster S	2:32.821	6	7		0.188	86.23
35	47	911	2 Mike JOHNSON	Porsche 911 SC	2:33.640	5	6		0.819	85.77
36	6	3	3 Mike THOMPSON	Porsche Boxster S	2:33.687	5	8		0.047	85.74
37	90	3	4 Sarah THOMSON	Porsche Boxster S	2:34.065	4	8		0.378	85.53
38	20	3	5 Faye NOBLE-EVANS	Porsche Boxster S	2:34.242	3	8		0.177	85.43
39	89	1	14 Tom ATHERTON	Porsche Cayman	2:34.903	3	5		0.661	85.07
40	46*	3	6 Matt GOUGH	Porsche Boxster S	2:35.011	4	7		0.108	85.01
41	55	3	7 Scot ADAMS	Porsche Boxster S	2:35.047	4	8		0.036	84.99
42	66	3	8 Vikram SUDERA	Porsche Boxster S	2:36.238	2	8		1.191	84.34
43	10	2	11 Julian MORRIS	Porsche Boxster S	2:36.426	6	7		0.188	84.24
44	33*	3	9 Jessica WILKINSON	Porsche Boxster S	2:37.761	4	8		1.335	83.53
45	8	3	10 Will TOON	Porsche Boxster S	2:39.936	4	6		2.175	82.39
46	38	3	11 Eric BRIDGES	Porsche Boxster S	2:40.628	5	7		0.692	82.03
47	77	3	12 Paul WATSON	Porsche Boxster S	2:45.249	3	7		4.621	79.74
48	28	3	13 Phil GRAHAM	Porsche Boxster S	2:48.883	3	7		3.634	78.02
49	124	3	14 Sarah WOOD	Porsche Boxster S	2:49.703	6	7		0.820	77.65
50	125	3	15 Craig HORVATH	Porsche Boxster S	2:58.863	5	7		9.160	73.67
51	53	3	16 Wayne GREGORY	Porsche Boxster S	3:08.001	4	6		9.138	70.09

No. 7, 15, 33, 46 - 1 Lap time disallowed; exceeding track limits.

Weather / Track : Sunny / Dry

These results are provisional until the conclusion of any judicial and technical matters.

Silverstone GP: 3.6604 miles

Date: 29/07/2023 Start: 09:30 Finish: 09:50

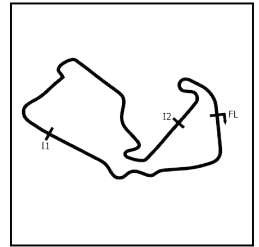
Clerk Of Course : Terry Scannell

Stewards :

Timekeeper : Gethin Rees

2023 Porsche Club Championship /Boxster Cup /Eden Open Cup /911 Challenge

QUALIFYING - RACE 2 & 7 - SECTOR ANALYSIS



SECTOR 1 = FL to I1, SECTOR 2 = I1 to I2, SECTOR 3 = I2 to FL, DIFF = Difference To Personal Best Lap, P = Crossed Finish Line in Pit Lane, D = Time Disallowed

P1 18 Open Archie HAMILTON		Porsche 992								
IDEAL LAP TIME : 2:08.691		BEST LAP TIME : 2:09.341		DIFFERENCE : 0.650						
LAP	SECTOR 1		SECTOR 2		SECTOR 3		LAP TIME	MPH	DIFF	TIME OF DAY
1 -	49.192	143.3	1:17.156	141.8	25.291	125.7	2:31.639	86.90	22.298	09:34:10.192
2 -	44.058	148.4	1:08.813	144.3	23.925	135.5	2:16.796	96.33	7.455	09:36:26.988
3 -	39.248	151.8	1:06.701	148.4	23.392	135.8	2:09.341 (1)	101.88		09:38:36.329
4 -	40.233	150.8	1:06.621	148.1	23.401	135.0	2:10.255 (3)	101.16	0.914	09:40:46.584
5 -	39.538	151.4	1:09.590	141.2	24.538	133.1	2:13.666	98.58	4.325	09:43:00.250
6 -	41.506	150.8	1:06.911	148.7	23.443	137.0	2:11.860	99.93	2.519	09:45:12.110
7 -	39.436	151.1	1:06.051	147.8	24.167	126.9	2:09.654 (2)	101.63	0.313	09:47:21.764
8 -	42.291	148.7	1:09.700	142.4	23.847	136.7	2:15.838	97.01	6.497	09:49:37.602
9 -	44.310	150.1	1:17.688	100.6	IN PIT		2:42.670 P	81.00	33.329	09:52:20.272

P2 91 Open Jodie SLOSS		Porsche 991								
IDEAL LAP TIME : 2:10.255		BEST LAP TIME : 2:11.566		DIFFERENCE : 1.311						
LAP	SECTOR 1		SECTOR 2		SECTOR 3		LAP TIME	MPH	DIFF	TIME OF DAY
1 -	54.428	114.9	1:21.440	120.0	25.808	134.2	2:41.676	81.50	30.110	09:33:43.328
2 -	40.806	148.7	1:09.067	146.8	24.011	135.0	2:13.884	98.42	2.318	09:35:57.212
3 -	40.603	148.1	1:08.039	145.8	24.178	133.9	2:12.820	99.21	1.254	09:38:10.032
4 -	40.758	146.2	1:06.648	144.6	24.978	134.2	2:12.384 (2)	99.54	0.818	09:40:22.416
5 -	39.819	148.7	1:07.754	131.0	IN PIT		2:18.892 P	94.87	7.326	09:42:41.308
6 -	OUTLAP	106.5	1:11.331	142.7	24.148	135.0	3:54.603	56.17	1:43.037	09:46:35.911
7 -	39.703	148.4	1:07.415	146.8	24.448	134.2	2:11.566 (1)	100.16		09:48:47.477
8 -	40.565	148.4	1:08.029	147.4	23.904	135.5	2:12.498 (3)	99.45	0.932	09:50:59.975

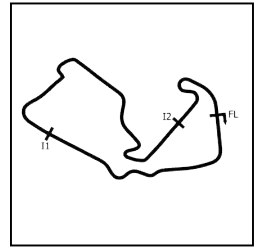
P3 86 Open Kevin BIRD		Porsche								
IDEAL LAP TIME : 2:11.524		BEST LAP TIME : 2:11.618		DIFFERENCE : 0.094						
LAP	SECTOR 1		SECTOR 2		SECTOR 3		LAP TIME	MPH	DIFF	TIME OF DAY
1 -	46.904	141.8	1:16.948	133.1	27.322	132.3	2:31.174	87.16	19.556	09:33:10.403
2 -	41.441	146.8	1:09.292	144.3	24.135	134.2	2:14.868 (2)	97.70	3.250	09:35:25.271
3 -	40.281	146.8	1:07.465	144.6	23.872	133.9	2:11.618 (1)	100.12		09:37:36.889
4 -	40.187	136.6	1:18.017	100.1	IN PIT		2:30.985 P	87.27	19.367	09:40:07.874
5 -	OUTLAP	144.3	1:11.747	139.8	25.129	132.5	4:24.214	49.87	2:12.596	09:44:32.088
6 -	42.213	145.8	1:10.801	140.9	25.468	118.0	2:18.482	95.15	6.864	09:46:50.570
7 -	42.061	145.5	1:10.138	143.0	24.919	132.3	2:17.118 (3)	96.10	5.500	09:49:07.688
8 -	43.843	131.3	1:17.983	136.3	25.660	124.5	2:27.486	89.34	15.868	09:51:35.174

P4 50 Open Dallas CARROLL		Porsche 991.2 Cup								
IDEAL LAP TIME : 2:11.785		BEST LAP TIME : 2:12.504		DIFFERENCE : 0.719						
LAP	SECTOR 1		SECTOR 2		SECTOR 3		LAP TIME	MPH	DIFF	TIME OF DAY
1 -	49.544	131.3	1:16.595	144.0	25.151	132.0	2:31.290	87.10	18.786	09:34:12.368
2 -	42.199	135.0	1:11.135	144.9	25.130	126.7	2:18.464	95.17	5.960	09:36:30.832
3 -	42.249	147.4	1:11.808	143.7	23.959	137.0	2:18.016	95.48	5.512	09:38:48.848
4 -	40.359	151.1	1:08.550	148.1	23.595	134.4	2:12.504 (1)	99.45		09:41:01.352
5 -	40.982	150.8	1:07.831	148.7	24.035	129.7	2:12.848 (2)	99.19	0.344	09:43:14.200
6 -	41.455	151.8	1:11.067	148.4	23.718	138.1	2:16.240	96.72	3.736	09:45:30.440
7 -	41.241	152.1	1:09.295	147.8	24.764	129.7	2:15.300 (3)	97.39	2.796	09:47:45.740
8 -	40.449	150.8	1:12.080	146.2	23.981	137.2	2:16.510	96.53	4.006	09:50:02.250
9 -	46.761	115.7	1:20.930	95.8	IN PIT		2:47.072 P	78.87	34.568	09:52:49.322

P5 106 Open Hasi PETO-DIAS		Porsche 991								
IDEAL LAP TIME : 2:15.706		BEST LAP TIME : 2:15.748		DIFFERENCE : 0.042						
LAP	SECTOR 1		SECTOR 2		SECTOR 3		LAP TIME	MPH	DIFF	TIME OF DAY
1 -	47.902	133.4	1:17.388	132.6	25.695	129.2	2:30.985	87.27	15.237	09:33:26.565
2 -	42.781	146.8	1:12.433	140.9	25.354	128.9	2:20.568 (3)	93.74	4.820	09:35:47.133
3 -	42.511	145.5	1:12.012	141.2	24.592	132.5	2:19.115 (2)	94.72	3.367	09:38:06.248
4 -	41.179	146.2	1:09.935	142.4	24.634	133.6	2:15.748 (1)	97.07		09:40:21.996
5 -	42.335	140.9	1:11.536	138.6	IN PIT		2:26.922 P	89.69	11.174	09:42:48.918

2023 Porsche Club Championship /Boxster Cup /Eden Open Cup /911 Challenge

QUALIFYING - RACE 2 & 7 - SECTOR ANALYSIS



SECTOR 1 = FL to I1, SECTOR 2 = I1 to I2, SECTOR 3 = I2 to FL, DIFF = Difference To Personal Best Lap, P = Crossed Finish Line in Pit Lane, D = Time Disallowed

P6		151 Open		David HARRISON		Porsche					
IDEAL LAP TIME : 2:15.282		BEST LAP TIME : 2:16.463		DIFFERENCE : 1.181							
LAP	SECTOR 1		SECTOR 2		SECTOR 3		LAP TIME	MPH	DIFF	TIME OF DAY	
1 -	48.906	140.6	1:17.354	136.3	26.380	132.0	2:32.640	86.33	16.177	09:33:07.674	
2 -	42.121	145.5	1:09.495	144.0	24.847	132.0	2:16.463 (1)	96.56		09:35:24.137	
3 -	43.305	145.8	1:09.793	143.3	25.232	131.7	2:18.330	95.26	1.867	09:37:42.467	
4 -	42.155	145.8	1:09.794	143.0	25.470	130.7	2:17.419	95.89	0.956	09:39:59.886	
5 -	41.895	146.8	1:09.837	144.3	IN PIT		2:21.241	P	93.30	4.778	09:42:21.127
6 -	OUTLAP	147.1	1:10.865	139.8	25.173	101.8	3:46.966	58.06	1:30.503	09:46:08.093	
7 -	42.782	145.5	1:10.295	142.7	24.172	133.1	2:17.249	(2)	96.01	0.786	09:48:25.342
8 -	41.615	145.2	1:15.281	141.8	24.545	127.4	2:21.441	93.16	4.978	09:50:46.783	

P7		72 Open		Will CHAPPELL		Porsche 997.1					
IDEAL LAP TIME : 2:16.521		BEST LAP TIME : 2:16.885		DIFFERENCE : 0.364							
LAP	SECTOR 1		SECTOR 2		SECTOR 3		LAP TIME	MPH	DIFF	TIME OF DAY	
1 -	48.791	119.6	1:18.710	124.2	27.080	117.2	2:34.581	85.24	17.696	09:34:17.168	
2 -	44.768	143.0	1:12.593	130.8	25.619	121.5	2:22.980	92.16	6.095	09:36:40.148	
3 -	42.272	150.1	1:10.699	142.1	24.993	130.2	2:17.964	(3)	95.51	1.079	09:38:58.112
4 -	42.004	150.1	1:11.698	139.8	25.444	132.0	2:19.146	94.70	2.261	09:41:17.258	
5 -	41.658	148.4	1:10.462	143.0	24.833	132.3	2:16.953	(2)	96.22	0.068	09:43:34.211
6 -	41.276	144.0	1:13.733	136.1	25.696	122.2	2:20.705	93.65	3.820	09:45:54.916	
7 -	42.731	144.0	1:11.022	135.8	26.618	114.7	2:20.371	93.87	3.486	09:48:15.287	
8 -	41.472	149.4	1:10.630	144.9	24.783	119.3	2:16.885 (1)	96.26		09:50:32.172	

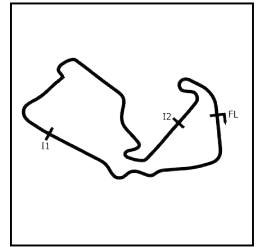
P8		777 Open		Adrian LINGGI		Porsche 991.1 Cup					
IDEAL LAP TIME : 2:17.611		BEST LAP TIME : 2:18.123		DIFFERENCE : 0.512							
LAP	SECTOR 1		SECTOR 2		SECTOR 3		LAP TIME	MPH	DIFF	TIME OF DAY	
1 -	49.612	141.5	1:18.934	118.7	28.042	114.1	2:36.588	84.15	18.465	09:33:49.893	
2 -	44.542	144.0	1:13.277	138.3	25.317	129.4	2:23.136	92.06	5.013	09:36:13.029	
3 -	41.786	144.3	1:11.313	141.5	25.371	121.1	2:18.470	(2)	95.16	0.347	09:38:31.499
4 -	42.756	143.3	1:12.607	140.6	25.050	128.9	2:20.413	93.85	2.290	09:40:51.912	
5 -	42.006	144.0	1:12.069	139.2	25.307	124.7	2:19.382	94.54	1.259	09:43:11.294	
6 -	42.831	144.9	1:12.878	134.7	25.086	131.7	2:20.795	93.59	2.672	09:45:32.089	
7 -	42.731	147.8	1:11.019	140.9	24.945	131.0	2:18.695	(3)	95.01	0.572	09:47:50.784
8 -	42.264	146.5	1:10.880	143.3	24.979	130.2	2:18.123 (1)	95.40		09:50:08.907	

P9		14 1		Mark MCALEER		Porsche 997					
IDEAL LAP TIME : 2:20.013		BEST LAP TIME : 2:20.187		DIFFERENCE : 0.174							
LAP	SECTOR 1		SECTOR 2		SECTOR 3		LAP TIME	MPH	DIFF	TIME OF DAY	
1 -	53.340	118.5	1:28.961	100.9	30.443	121.1	2:52.744	76.28	32.557	09:33:24.331	
2 -	43.433	136.9	1:13.075	133.6	26.048	121.7	2:22.556	92.43	2.369	09:35:46.887	
3 -	44.316	139.8	1:11.736	134.2	25.597	122.6	2:21.649	(3)	93.03	1.462	09:38:08.536
4 -	42.699	137.5	1:11.717	133.6	25.771	122.6	2:20.187 (1)	94.00		09:40:28.723	
5 -	43.377	137.5	1:11.731	133.9	25.995	122.2	2:21.103	(2)	93.39	0.916	09:42:49.826
6 -	43.083	137.2	1:11.821	133.4	IN PIT		2:24.866	P	90.96	4.679	09:45:14.692
7 -	OUTLAP	136.9	1:12.708	131.5	26.362	121.1	3:49.618	57.39	1:29.431	09:49:04.310	
8 -	43.812	133.1	1:22.872	99.8	IN PIT		2:47.077	P	78.87	26.890	09:51:51.387

P10		11 1		James CALEY		Porsche 997					
IDEAL LAP TIME : 2:20.665		BEST LAP TIME : 2:21.110		DIFFERENCE : 0.445							
LAP	SECTOR 1		SECTOR 2		SECTOR 3		LAP TIME	MPH	DIFF	TIME OF DAY	
1 -	52.650	121.3	1:20.930	127.8	27.439	118.2	2:41.019	81.83	19.909	09:33:16.733	
2 -	47.179	124.0	1:25.196	116.5	25.893	120.8	2:38.268	83.26	17.158	09:35:55.001	
3 -	43.711	136.1	1:11.691	132.8	25.708	120.2	2:21.110 (1)	93.38		09:38:16.111	
4 -	43.577	137.5	1:12.417	131.0	25.959	119.5	2:21.953	(3)	92.83	0.843	09:40:38.064
5 -	43.266	137.2	1:12.686	130.8	25.971	118.0	2:21.923	(2)	92.85	0.813	09:42:59.987
6 -	43.987	136.6	1:12.515	132.1	25.886	121.1	2:22.388	92.54	1.278	09:45:22.375	
7 -	43.572	136.9	1:12.905	131.5	26.126	120.6	2:22.603	92.40	1.493	09:47:44.978	
8 -	43.900	135.8	1:15.484	118.5	IN PIT		2:36.214	P	84.35	15.104	09:50:21.192

2023 Porsche Club Championship /Boxster Cup /Eden Open Cup /911 Challenge

QUALIFYING - RACE 2 & 7 - SECTOR ANALYSIS



SECTOR 1 = FL to I1, SECTOR 2 = I1 to I2, SECTOR 3 = I2 to FL, DIFF = Difference To Personal Best Lap, P = Crossed Finish Line in Pit Lane, D = Time Disallowed

P11 16 1		Kevin HARRISON		Porsche 996						
IDEAL LAP TIME : 2:21.288		BEST LAP TIME : 2:21.688		DIFFERENCE : 0.400						
LAP	SECTOR 1		SECTOR 2		SECTOR 3	LAP TIME	MPH	DIFF	TIME OF DAY	
1 -	49.831	127.8	1:19.514	113.9	27.552	119.5	2:36.897	83.99	15.209	09:33:22.425
2 -	44.071	134.7	1:13.883	130.8	26.181	117.6	2:24.135	91.42	2.447	09:35:46.560
3 -	44.422	134.2	1:12.937	131.5	26.049	120.0	2:23.408	91.89	1.720	09:38:09.968
4 -	44.883	133.4	1:12.611	130.8	25.819	119.1	2:23.313	91.95	1.625	09:40:33.281
5 -	44.160	133.4	1:14.878	130.3	26.001	119.5	2:25.039	90.85	3.351	09:42:58.320
6 -	43.888	132.8	1:12.837	128.5	25.974	119.3	2:22.699 (3)	92.34	1.011	09:45:21.019
7 -	43.257	134.4	1:12.297	131.3	26.134	118.9	2:21.688 (1)	93.00		09:47:42.707
8 -	43.172	133.6	1:13.186	124.5	25.828	119.3	2:22.186 (2)	92.67	0.498	09:50:04.893

P12 2 1		Peter MORRIS		Porsche 997						
IDEAL LAP TIME : 2:21.205		BEST LAP TIME : 2:21.907		DIFFERENCE : 0.702						
LAP	SECTOR 1		SECTOR 2		SECTOR 3	LAP TIME	MPH	DIFF	TIME OF DAY	
1 -	50.186	121.1	1:21.175	117.5	26.840	119.1	2:38.201	83.29	16.294	09:33:19.990
2 -	43.575	135.0	1:12.425	130.8	25.907	120.2	2:21.907 (1)	92.86		09:35:41.897
3 -	42.994	135.5	1:13.383	131.0	25.786	120.6	2:22.163 (2)	92.69	0.256	09:38:04.060
4 -	43.582	135.2	1:13.941	130.3	26.109	118.9	2:23.632	91.74	1.725	09:40:27.692
5 -	52.692	80.7	1:23.525	122.6	26.464	120.4	2:42.681	81.00	20.774	09:43:10.373
6 -	43.821	136.6	1:15.227	131.3	26.057	120.2	2:25.105	90.81	3.198	09:45:35.478
7 -	43.561	136.3	1:12.801	131.8	25.914	120.4	2:22.276 (3)	92.62	0.369	09:47:57.754
8 -	47.873	100.1	1:29.342	88.8	IN PIT		2:52.654 P	76.32	30.747	09:50:50.408

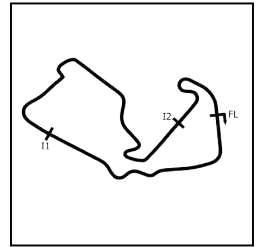
P13 9 1		Chris DYER		Porsche Cayman						
IDEAL LAP TIME : 2:22.138		BEST LAP TIME : 2:22.262		DIFFERENCE : 0.124						
LAP	SECTOR 1		SECTOR 2		SECTOR 3	LAP TIME	MPH	DIFF	TIME OF DAY	
1 -	50.787	120.4	1:20.236	106.6	27.621	117.0	2:38.644	83.06	16.382	09:33:23.393
2 -	43.458	133.9	1:14.968	130.0	26.348	116.8	2:24.774	91.02	2.512	09:35:48.167
3 -	43.602	134.2	1:13.236	129.8	25.852	116.8	2:22.690 (2)	92.35	0.428	09:38:10.857
4 -	44.379	132.3	1:13.252	128.8	25.986	115.5	2:23.617 (3)	91.75	1.355	09:40:34.474
5 -	43.862	132.3	1:14.859	128.5	25.874	116.3	2:24.595	91.13	2.333	09:42:59.069
6 -	44.766	130.8	1:13.813	128.0	26.233	116.1	2:24.812	90.99	2.550	09:45:23.881
7 -	43.163	132.3	1:13.123	128.8	25.976	116.1	2:22.262 (1)	92.63		09:47:46.143
8 -	46.321	112.2	1:20.250	117.1	IN PIT		2:39.069 P	82.84	16.807	09:50:25.212

P14 85 1		Richard BAYSTON		Porsche 996						
IDEAL LAP TIME : 2:22.188		BEST LAP TIME : 2:23.019		DIFFERENCE : 0.831						
LAP	SECTOR 1		SECTOR 2		SECTOR 3	LAP TIME	MPH	DIFF	TIME OF DAY	
1 -	49.408	128.5	1:18.595	124.2	28.411	116.8	2:36.414	84.24	13.395	09:33:26.293
2 -	45.478	131.8	1:14.091	127.8	25.915	117.6	2:25.484	90.57	2.465	09:35:51.777
3 -	44.052	132.8	1:13.098	128.8	25.869	117.8	2:23.019 (1)	92.14		09:38:14.796
4 -	43.909	133.6	1:13.616	130.3	26.347	118.7	2:23.872	91.59	0.853	09:40:38.668
5 -	43.733	133.6	1:14.209	130.0	25.836	118.2	2:23.778 (3)	91.65	0.759	09:43:02.446
6 -	44.155	133.6	1:12.619	128.5	26.364	117.0	2:23.138 (2)	92.06	0.119	09:45:25.584
7 -	43.958	133.1	1:13.879	127.3	26.014	115.9	2:23.851	91.60	0.832	09:47:49.435
8 -	44.017	132.1	1:13.748	126.8	IN PIT		2:33.387 P	85.91	10.368	09:50:22.822

P15 80 1		Bill CALEY		Porsche Cayman						
IDEAL LAP TIME : 2:23.057		BEST LAP TIME : 2:23.169		DIFFERENCE : 0.112						
LAP	SECTOR 1		SECTOR 2		SECTOR 3	LAP TIME	MPH	DIFF	TIME OF DAY	
1 -	52.809	109.4	1:20.685	124.5	26.877	118.2	2:40.371	82.17	17.202	09:33:20.660
2 -	44.028	132.6	1:12.916	128.8	26.225	118.2	2:23.169 (1)	92.04		09:35:43.829
3 -	44.051	131.3	1:15.055	121.3	26.753	118.0	2:25.859	90.34	2.690	09:38:09.688
4 -	50.377	101.8	1:19.763	103.0	26.760	117.0	2:36.900	83.98	13.731	09:40:46.588
5 -	44.133	131.0	1:15.314	126.1	26.470	118.4	2:25.917	90.31	2.748	09:43:12.505
6 -	44.444	131.3	1:13.486	127.8	26.186	117.6	2:24.116 (3)	91.43	0.947	09:45:36.621
7 -	44.431	131.8	1:13.503	125.2	26.113	117.8	2:24.047 (2)	91.48	0.878	09:48:00.668
8 -	44.646	130.8	1:14.666	125.6	26.419	114.3	2:25.731	90.42	2.562	09:50:26.399

2023 Porsche Club Championship /Boxster Cup /Eden Open Cup /911 Challenge

QUALIFYING - RACE 2 & 7 - SECTOR ANALYSIS



SECTOR 1 = FL to I1, SECTOR 2 = I1 to I2, SECTOR 3 = I2 to FL, DIFF = Difference To Personal Best Lap, P = Crossed Finish Line in Pit Lane, D = Time Disallowed

P16 62 1		Neil DELARGY		Porsche 997						
IDEAL LAP TIME : 2:24.093		BEST LAP TIME : 2:24.093		DIFFERENCE : 0.000						
LAP	SECTOR 1		SECTOR 2		SECTOR 3	LAP TIME	MPH	DIFF	TIME OF DAY	
1 -	47.664	127.5	1:17.767	125.9	27.202	118.9	2:32.633 (2)	86.33	8.540	09:33:12.301
2 -	43.675	136.1	1:14.310	130.0	26.108	119.5	2:24.093 (1)	91.45		09:35:36.394
3 -	44.770	105.6	1:38.519	106.3	IN PIT		3:03.089 P	71.97	38.996	09:38:39.483

P17 22 1		Peter EVANS		Porsche 996						
IDEAL LAP TIME : 2:23.674		BEST LAP TIME : 2:24.511		DIFFERENCE : 0.837						
LAP	SECTOR 1		SECTOR 2		SECTOR 3	LAP TIME	MPH	DIFF	TIME OF DAY	
1 -	51.662	124.0	1:18.691	126.3	27.254	117.6	2:37.607	83.61	13.096	09:34:07.731
2 -	46.305	129.0	1:16.742	127.8	26.481	118.2	2:29.528	88.12	5.017	09:36:37.259
3 -	44.429	132.3	1:14.654	130.8	25.924	119.3	2:25.007 (2)	90.87	0.496	09:39:02.266
4 -	44.664	132.6	1:13.730	130.3	26.117	119.5	2:24.511 (1)	91.18		09:41:26.777
5 -	44.020	133.4	1:14.620	129.3	26.565	118.4	2:25.205	90.75	0.694	09:43:51.982
6 -	44.140	132.1	1:14.667	128.8	26.225	119.1	2:25.032 (3)	90.86	0.521	09:46:17.014
7 -	45.322	129.8	1:15.519	128.8	26.769	118.2	2:27.610	89.27	3.099	09:48:44.624
8 -	44.305	133.4	1:14.080	130.0	26.712	118.7	2:25.097	90.82	0.586	09:51:09.721

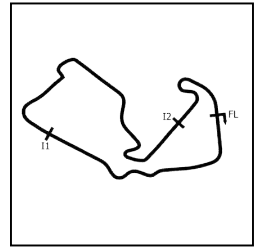
P18 69 2		Oliver CHATHAM		Porsche Boxster S						
IDEAL LAP TIME : 2:24.290		BEST LAP TIME : 2:24.533		DIFFERENCE : 0.243						
LAP	SECTOR 1		SECTOR 2		SECTOR 3	LAP TIME	MPH	DIFF	TIME OF DAY	
1 -	51.450	116.1	1:21.649	115.5	27.597	111.4	2:40.696	82.00	16.163	09:33:36.585
2 -	46.658	122.2	1:15.978	123.1	26.264	112.2	2:28.900	88.50	4.367	09:36:05.485
3 -	44.522	125.4	1:14.582	123.5	26.600	110.9	2:25.704 (3)	90.44	1.171	09:38:31.189
4 -	45.770	124.7	1:18.336	112.5	26.986	111.4	2:31.092	87.21	6.559	09:41:02.281
5 -	44.453	125.4	1:13.639	123.5	26.441	112.0	2:24.533 (1)	91.17		09:43:26.814
6 -	47.270	122.0	1:14.308	122.9	26.550	111.4	2:28.128	88.96	3.595	09:45:54.942
7 -	45.417	124.0	1:14.567	122.4	26.493	111.2	2:26.477	89.96	1.944	09:48:21.419
8 -	44.387	124.7	1:14.367	123.5	26.456	112.6	2:25.210 (2)	90.74	0.677	09:50:46.629

P19 7 2		Christian WALKER		Porsche Boxster S						
IDEAL LAP TIME : 2:24.672		BEST LAP TIME : 2:24.800		DIFFERENCE : 0.128						
LAP	SECTOR 1		SECTOR 2		SECTOR 3	LAP TIME	MPH	DIFF	TIME OF DAY	
1 -	53.371	121.3	1:22.782	118.3	28.759	109.0	2:44.912	79.90	20.112	09:33:49.036
2 -	46.139	124.0	1:15.681	121.5	26.500	111.4	2:28.320	88.84	3.520	09:36:17.356
3 -	44.548	123.8	1:15.368	121.7	26.461	111.0	2:26.377 (3)	90.02	1.577	09:38:43.733
4 -	45.496	107.2	1:23.494	117.5	27.753	109.9	2:36.743 D	84.07	11.943	09:41:20.476
5 -	44.371	124.5	1:14.112	122.2	26.317	111.6	2:24.800 (1)	91.00		09:43:45.276
6 -	44.243	126.1	1:14.550	122.6	26.399	110.9	2:25.192 (2)	90.76	0.392	09:46:10.468
7 -	44.624	124.5	1:17.122	119.6	27.929	108.3	2:29.675	88.04	4.875	09:48:40.143
8 -	44.526	122.6	1:15.470	121.1	27.506	110.5	2:27.502	89.33	2.702	09:51:07.645

P20 17 1		Andrew MUGGERIDGE		Porsche 996						
IDEAL LAP TIME : 2:23.585		BEST LAP TIME : 2:24.858		DIFFERENCE : 1.273						
LAP	SECTOR 1		SECTOR 2		SECTOR 3	LAP TIME	MPH	DIFF	TIME OF DAY	
1 -	49.786	126.1	1:20.990	115.7	27.695	116.3	2:38.471	83.15	13.613	09:33:21.454
2 -	43.868	132.1	1:14.307	129.0	26.800	116.6	2:24.975 (2)	90.89	0.117	09:35:46.429
3 -	46.106	133.1	1:13.883	130.5	26.115	116.6	2:26.104	90.19	1.246	09:38:12.533
4 -	44.799	132.3	1:13.602	128.8	26.457	116.1	2:24.858 (1)	90.97		09:40:37.391
5 -	44.027	131.8	1:15.439	120.6	26.810	116.1	2:26.276	90.08	1.418	09:43:03.667
6 -	45.282	131.0	1:14.467	129.0	26.346	116.1	2:26.095	90.20	1.237	09:45:29.762
7 -	45.613	130.8	1:13.642	129.0	26.445	116.1	2:25.700 (3)	90.44	0.842	09:47:55.462
8 -	44.422	129.5	1:14.271	129.3	IN PIT		2:34.015 P	85.56	9.157	09:50:29.477

2023 Porsche Club Championship /Boxster Cup /Eden Open Cup /911 Challenge

QUALIFYING - RACE 2 & 7 - SECTOR ANALYSIS



SECTOR 1 = FL to I1, SECTOR 2 = I1 to I2, SECTOR 3 = I2 to FL, DIFF = Difference To Personal Best Lap, P = Crossed Finish Line in Pit Lane, D = Time Disallowed

P21		4 1		Andy TOON		Porsche Cayman			
IDEAL LAP TIME :		BEST LAP TIME : 2:24.976		DIFFERENCE :					
LAP	SECTOR 1		SECTOR 2		SECTOR 3	LAP TIME	MPH	DIFF	TIME OF DAY
1 -						2:42.604	81.04	17.628	09:34:01.209
2 -						2:30.211	87.72	5.235	09:36:31.420
3 -						2:25.988 (3)	90.26	1.012	09:38:57.408
4 -						2:25.422 (2)	90.61	0.446	09:41:22.830
5 -						2:24.976 (1)	90.89		09:43:47.806
6 -					IN PIT	2:40.617 P	82.04	15.641	09:46:28.423
7 -						4:13.777	51.92	1:48.801	09:50:42.201

P22		44 2		Andrew PORTER		Porsche Boxster S			
IDEAL LAP TIME : 2:25.095		BEST LAP TIME : 2:25.537		DIFFERENCE : 0.442					
LAP	SECTOR 1		SECTOR 2		SECTOR 3	LAP TIME	MPH	DIFF	TIME OF DAY
1 -						2:30.286	87.68	4.749	09:36:07.552
2 -			122.0		26.894 110.9	2:25.711 (2)	90.43	0.174	09:38:33.263
3 -	44.915	125.2	1:14.280	120.4	26.342 111.6	2:25.537 (1)	90.54		09:40:58.800
4 -	45.340	124.0	1:13.893	120.4	26.765 109.7	2:25.998 (3)	90.26	0.461	09:43:24.798
5 -	52.132	94.6	1:24.899	97.8	32.905 110.9	2:49.936	77.54	24.399	09:46:14.734
6 -	46.135	123.8	1:14.113	121.3	26.287 111.6	2:26.535	89.92	0.998	09:48:41.269

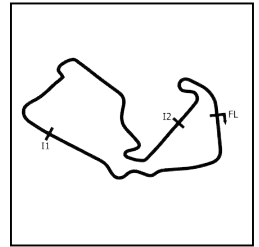
P23		15 2		Shiraz KHAN		Porsche Boxster S			
IDEAL LAP TIME : 2:25.814		BEST LAP TIME : 2:27.067		DIFFERENCE : 1.253					
LAP	SECTOR 1		SECTOR 2		SECTOR 3	LAP TIME	MPH	DIFF	TIME OF DAY
1 -	52.096	119.8	1:22.948	118.5	27.818 111.4	2:42.862	80.91	15.795	09:34:10.052
2 -	47.245	125.6	1:16.357	121.5	26.485 111.8	2:30.087 (3)	87.80	3.020	09:36:40.139
3 -	46.754	124.5	1:15.685	119.6	26.904 111.4	2:29.343 (2)	88.23	2.276	09:39:09.482
4 -	45.937	125.4	1:14.751	122.4	26.379 112.2	2:27.067 (1)	89.60		09:41:36.549
5 -	44.836	125.9	1:15.420	121.7	26.698 111.2	2:26.954 D	89.67		09:44:03.503
6 -	44.684	124.7	1:19.635	83.2	IN PIT	2:40.679 P	82.01	13.612	09:46:44.182
7 -	OUTLAP	119.4	1:29.307	84.4	IN PIT	5:12.196 P	42.20	2:45.129	09:51:56.378

P24		45 1		Paul SEAGRAVE		Porsche 996			
IDEAL LAP TIME : 2:27.378		BEST LAP TIME : 2:27.477		DIFFERENCE : 0.099					
LAP	SECTOR 1		SECTOR 2		SECTOR 3	LAP TIME	MPH	DIFF	TIME OF DAY
1 -	53.773	112.5	1:23.102	122.6	28.795 113.1	2:45.670	79.54	18.193	09:33:48.233
2 -	45.900	130.0	1:17.392	124.7	26.580 118.7	2:29.872	87.92	2.395	09:36:18.105
3 -	44.890	131.8	1:15.985	122.9	26.602 117.2	2:27.477 (1)	89.35		09:38:45.582
4 -	44.838	131.3	1:16.210	125.4	27.207 116.8	2:28.255 (3)	88.88	0.778	09:41:13.837
5 -	47.105	126.8	1:16.360	124.7	26.863 116.8	2:30.328	87.66	2.851	09:43:44.165
6 -	44.813	131.0	1:16.414	125.4	26.864 116.8	2:28.091 (2)	88.98	0.614	09:46:12.256
7 -	49.770	129.5	1:18.469	124.5	27.499 115.9	2:35.738	84.61	8.261	09:48:47.994
8 -	45.648	130.3	1:16.790	125.4	26.685 117.0	2:29.123	88.36	1.646	09:51:17.117

P25		88 2		Paul SIMPSON		Porsche Boxster S			
IDEAL LAP TIME : 2:27.187		BEST LAP TIME : 2:27.637		DIFFERENCE : 0.450					
LAP	SECTOR 1		SECTOR 2		SECTOR 3	LAP TIME	MPH	DIFF	TIME OF DAY
1 -	54.379	119.6	1:32.319	103.4	27.761 109.4	2:54.459	75.53	26.822	09:34:28.901
2 -	46.895	121.1	1:16.506	118.7	27.011 109.9	2:30.412	87.61	2.775	09:36:59.313
3 -	45.464	124.9	1:27.239	110.7	29.882 107.6	2:42.585	81.05	14.948	09:39:41.898
4 -	45.853	122.2	1:15.436	118.1	26.945 109.0	2:28.234 (3)	88.89	0.597	09:42:10.132
5 -	45.336	124.0	1:22.431	116.9	28.534 108.5	2:36.301	84.31	8.664	09:44:46.433
6 -	45.775	123.1	1:15.207	117.5	26.655 109.4	2:27.637 (1)	89.25		09:47:14.070
7 -	45.325	121.7	1:15.343	116.5	27.183 108.3	2:27.851 (2)	89.12	0.214	09:49:41.921
8 -	45.982	124.2	1:21.554	119.1	IN PIT	2:42.987 P	80.85	15.350	09:52:24.908

2023 Porsche Club Championship /Boxster Cup /Eden Open Cup /911 Challenge

QUALIFYING - RACE 2 & 7 - SECTOR ANALYSIS



SECTOR 1 = FL to I1, SECTOR 2 = I1 to I2, SECTOR 3 = I2 to FL, DIFF = Difference To Personal Best Lap, P = Crossed Finish Line in Pit Lane, D = Time Disallowed

P26		64		1		Vince BLACKER		Porsche Cayman			
IDEAL LAP TIME : 2:27.528		BEST LAP TIME : 2:28.087		DIFFERENCE : 0.559							
LAP	SECTOR 1		SECTOR 2		SECTOR 3		LAP TIME	MPH	DIFF	TIME OF DAY	
1 -	57.043	103.0	1:28.125	105.0	32.382	84.7	2:57.550	74.22	29.463	09:33:50.826	
2 -	55.902	68.8	1:31.686	121.3	27.169	119.1	2:54.757	75.40	26.670	09:36:45.583	
3 -	45.846	133.6	1:16.725	124.9	26.491	118.0	2:29.062	88.40	0.975	09:39:14.645	
4 -	45.593	133.4	1:15.929	126.8	26.565	119.7	2:28.087 (1)	88.98		09:41:42.732	
5 -	45.212	135.2	1:18.005	122.2	26.414	119.3	2:29.631	88.06	1.544	09:44:12.363	
6 -	45.439	132.8	1:39.806	127.5	26.387	119.3	2:51.632	76.77	23.545	09:47:03.995	
7 -	45.437	132.6	1:16.346	127.3	26.390	117.8	2:28.173 (2)	88.93	0.086	09:49:32.168	
8 -	45.346	132.6	1:16.893	126.6	26.816	118.2	2:29.055 (3)	88.40	0.968	09:52:01.223	

P27		52		2		Darren LABBETT		Porsche Boxster S			
IDEAL LAP TIME : 2:27.510		BEST LAP TIME : 2:28.297		DIFFERENCE : 0.787							
LAP	SECTOR 1		SECTOR 2		SECTOR 3		LAP TIME	MPH	DIFF	TIME OF DAY	
1 -	51.946	121.1	1:22.054	119.1	28.247	108.5	2:42.247	81.22	13.950	09:33:56.986	
2 -	46.800	124.0	1:17.295	121.5	27.352	110.3	2:31.447	87.01	3.150	09:36:28.433	
3 -	45.546	124.5	1:15.644	121.5	27.323	109.4	2:28.513	88.73	0.216	09:38:56.946	
4 -	45.611	124.0	1:15.474	122.0	27.212	110.1	2:28.297 (1)	88.86		09:41:25.243	
5 -	45.211	125.9	1:16.215	122.0	27.012	109.7	2:28.438 (3)	88.77	0.141	09:43:53.681	
6 -	45.139	125.6	1:16.171	121.7	27.068	109.6	2:28.378 (2)	88.81	0.081	09:46:22.059	
7 -	45.422	125.4	1:16.591	122.2	26.897	109.2	2:28.910	88.49	0.613	09:48:50.969	
8 -	45.388	124.9	1:16.572	121.5	27.086	108.1	2:29.046	88.41	0.749	09:51:20.015	

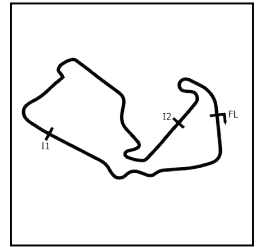
P28		70		2		Angus ARCHER		Porsche Boxster S			
IDEAL LAP TIME : 2:28.510		BEST LAP TIME : 2:28.850		DIFFERENCE : 0.340							
LAP	SECTOR 1		SECTOR 2		SECTOR 3		LAP TIME	MPH	DIFF	TIME OF DAY	
1 -	52.511	114.5	1:26.645	113.9	28.761	107.6	2:47.917	78.47	19.067	09:34:11.460	
2 -	48.242	121.3	1:19.618	117.3	27.816	109.9	2:35.676	84.64	6.826	09:36:47.136	
3 -	45.991	123.1	1:16.819	119.8	27.333	110.1	2:30.143 (3)	87.76	1.293	09:39:17.279	
4 -	45.733	122.9	1:15.444	120.0	27.673	109.0	2:28.850 (1)	88.53		09:41:46.129	
5 -	45.787	121.3	1:15.819	119.4	27.639	109.7	2:29.245 (2)	88.29	0.395	09:44:15.374	
6 -	46.188	122.4	1:20.395	118.1	28.485	109.4	2:35.068	84.98	6.218	09:46:50.442	
7 -	47.511	100.3	1:20.399	117.5	28.138	109.6	2:36.048	84.44	7.198	09:49:26.490	
8 -	46.500	121.1	1:24.715	95.4	IN PIT		2:50.542 P	77.27	21.692	09:52:17.032	

P29		5		2		Brian RICHARDSON		Porsche Boxster S			
IDEAL LAP TIME : 2:29.113		BEST LAP TIME : 2:29.619		DIFFERENCE : 0.506							
LAP	SECTOR 1		SECTOR 2		SECTOR 3		LAP TIME	MPH	DIFF	TIME OF DAY	
1 -	55.642	96.4	1:38.211	83.0	30.859	108.5	3:04.712	71.34	35.093	09:34:42.459	
2 -	47.083	123.3	1:20.068	117.5	27.466	111.4	2:34.617	85.22	4.998	09:37:17.076	
3 -	49.508	117.1	1:18.651	116.7	27.713	110.7	2:35.872	84.54	6.253	09:39:52.948	
4 -	46.533	122.4	1:18.914	117.3	27.445	110.7	2:32.892	86.19	3.273	09:42:25.840	
5 -	47.104	121.1	1:16.413	119.1	27.079	111.4	2:30.596 (2)	87.50	0.977	09:44:56.436	
6 -	45.806	122.4	1:16.685	118.7	27.128	110.7	2:29.619 (1)	88.07		09:47:26.055	
7 -	47.262	122.0	1:17.365	119.6	26.956	111.2	2:31.583 (3)	86.93	1.964	09:49:57.638	
8 -	48.536	122.9	1:16.474	119.1	26.894	111.0	2:31.904	86.75	2.285	09:52:29.542	

P30		3		2		Ross MORRIS		Porsche Boxster S			
IDEAL LAP TIME : 2:29.818		BEST LAP TIME : 2:29.835		DIFFERENCE : 0.017							
LAP	SECTOR 1		SECTOR 2		SECTOR 3		LAP TIME	MPH	DIFF	TIME OF DAY	
1 -	50.961	118.5	1:19.731	117.7	28.167	106.2	2:38.859	82.95	9.024	09:33:25.802	
2 -	46.971	122.4	1:17.312	117.1	27.262	107.9	2:31.545 (2)	86.95	1.710	09:35:57.347	
3 -	46.483	120.0	1:17.116	117.7	28.212	98.1	2:31.811 (3)	86.80	1.976	09:38:29.158	
4 -	52.801	113.3	1:21.104	110.7	IN PIT		2:48.503 P	78.20	18.668	09:41:17.661	
5 -	OUTLAP	117.9	1:17.661	116.1	27.512	107.9	3:33.322	61.77	1:03.487	09:44:50.983	
6 -	46.253	120.6	1:16.370	116.7	27.212	107.8	2:29.835 (1)	87.94		09:47:20.818	

2023 Porsche Club Championship /Boxster Cup /Eden Open Cup /911 Challenge

QUALIFYING - RACE 2 & 7 - SECTOR ANALYSIS



SECTOR 1 = FL to I1, SECTOR 2 = I1 to I2, SECTOR 3 = I2 to FL, DIFF = Difference To Personal Best Lap, P = Crossed Finish Line in Pit Lane, D = Time Disallowed

P31		24 2		Carl HAZELTON			Porsche Boxster S			
IDEAL LAP TIME : 2:29.910		BEST LAP TIME : 2:29.910			DIFFERENCE : 0.000					
LAP	SECTOR 1		SECTOR 2		SECTOR 3		LAP TIME	MPH	DIFF	TIME OF DAY
1 -	54.465	119.4	1:26.269	118.5	30.230	111.0	2:50.964	77.07	21.054	09:34:16.228
2 -	48.785	123.8	1:20.220	122.2	28.287	112.8	2:37.292	83.77	7.382	09:36:53.520
3 -	46.717	128.8	1:17.979	121.7	28.013	112.8	2:32.709	86.29	2.799	09:39:26.229
4 -	46.617	127.3	1:17.620	124.7	28.418	113.1	2:32.655	86.32	2.745	09:41:58.884
5 -	46.947	127.0	1:16.584	122.6	27.672	113.7	2:31.203 (2)	87.15	1.293	09:44:30.087
6 -	47.070	127.5	1:17.296	123.3	27.639	112.9	2:32.005 (3)	86.69	2.095	09:47:02.092
7 -	46.090	128.0	1:16.507	124.7	27.313	113.9	2:29.910 (1)	87.90		09:49:32.002
8 -	46.901	129.3	1:17.819	122.6	28.941	110.9	2:33.661	85.75	3.751	09:52:05.663

P32		21 3		Jonathan LOVELL			Porsche Boxster S			
IDEAL LAP TIME : 2:31.310		BEST LAP TIME : 2:31.613			DIFFERENCE : 0.303					
LAP	SECTOR 1		SECTOR 2		SECTOR 3		LAP TIME	MPH	DIFF	TIME OF DAY
1 -	48.710	118.3	1:18.372	118.7	28.133	107.9	2:35.215	84.90	3.602	09:33:02.036
2 -	46.656	120.0	1:17.431	118.3	27.526	108.3	2:31.613 (1)	86.91		09:35:33.649
3 -	46.617	119.6	1:17.337	118.7	28.082	107.9	2:32.036 (2)	86.67	0.423	09:38:05.685
4 -	46.544	121.1	1:20.371	92.4	28.761	106.9	2:35.676	84.64	4.063	09:40:41.361
5 -	46.752	119.4	1:18.368	118.5	28.048	106.9	2:33.168	86.03	1.555	09:43:14.529
6 -	49.452	117.9	1:17.365	118.1	27.905	108.3	2:34.722	85.17	3.109	09:45:49.251
7 -	47.829	119.4	1:18.679	117.9	27.873	107.8	2:34.381	85.35	2.768	09:48:23.632
8 -	46.447	120.2	1:18.269	118.1	28.089	106.4	2:32.805 (3)	86.23	1.192	09:50:56.437

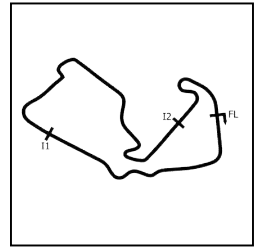
P33		111 911		James NEAL			Porsche 911 964			
IDEAL LAP TIME : 2:29.790		BEST LAP TIME : 2:31.813			DIFFERENCE : 2.023					
LAP	SECTOR 1		SECTOR 2		SECTOR 3		LAP TIME	MPH	DIFF	TIME OF DAY
1 -	54.565	112.7	1:22.767	107.7	28.515	113.3	2:45.847	79.45	14.034	09:33:49.535
2 -	47.456	134.7	1:17.462	131.5	26.895	117.0	2:31.813 (1)	86.80		09:36:21.348
3 -	45.433	134.7	1:19.823	130.0	27.345	117.8	2:32.601 (3)	86.35	0.788	09:38:53.949
4 -	45.739	137.7	1:18.825	111.6	27.656	115.9	2:32.220 (2)	86.57	0.407	09:41:26.169
5 -	46.889	132.3	1:18.667	130.8	27.622	114.5	2:33.178	86.02	1.365	09:43:59.347
6 -	47.254	132.8	1:20.731	126.8	28.204	114.9	2:36.189	84.37	4.376	09:46:35.536
7 -	46.794	130.5	1:20.896	126.8	28.174	116.3	2:35.864	84.54	4.051	09:49:11.400
8 -	48.325	134.4	1:22.238	120.2	29.600	100.2	2:40.163	82.27	8.350	09:51:51.563

P34		47 911		Mike JOHNSON			Porsche 911 SC			
IDEAL LAP TIME : 2:32.571		BEST LAP TIME : 2:32.699			DIFFERENCE : 0.128					
LAP	SECTOR 1		SECTOR 2		SECTOR 3		LAP TIME	MPH	DIFF	TIME OF DAY
1 -	48.391	132.1	1:22.929	122.6	30.141	110.1	2:41.461	81.61	8.762	09:38:58.098
2 -	47.263	131.5	1:20.529	123.8	28.596	114.9	2:36.388	84.26	3.689	09:41:34.486
3 -	46.076	131.3	1:18.981	127.8	27.642	116.1	2:32.699 (1)	86.29		09:44:07.185
4 -	46.453	131.8	1:19.076	123.8	28.151	116.8	2:33.680 (3)	85.74	0.981	09:46:40.865
5 -	45.948	133.4	1:19.558	125.6	28.134	116.6	2:33.640 (2)	85.77	0.941	09:49:14.505
6 -	46.235	131.8	1:29.117	86.1	IN PIT		2:56.848 P	74.51	24.149	09:52:11.353

P35		90 3		Sarah THOMSON			Porsche Boxster S			
IDEAL LAP TIME : 2:32.716		BEST LAP TIME : 2:32.746			DIFFERENCE : 0.030					
LAP	SECTOR 1		SECTOR 2		SECTOR 3		LAP TIME	MPH	DIFF	TIME OF DAY
1 -	54.558	102.4	1:25.780	118.5	28.646	109.0	2:48.984	77.98	16.238	09:33:51.045
2 -	47.183	122.6	1:19.725	120.6	28.318	108.3	2:35.226	84.89	2.480	09:36:26.271
3 -	47.669	118.1	1:19.614	119.8	27.973	108.8	2:35.256	84.87	2.510	09:39:01.527
4 -	47.197	122.4	1:18.349	121.3	28.519	108.3	2:34.065 (2)	85.53	1.319	09:41:35.592
5 -	47.321	122.6	1:19.686	120.2	27.683	108.5	2:34.690	85.18	1.944	09:44:10.282
6 -	46.935	122.0	1:30.854	119.4	27.773	108.3	2:45.562	79.59	12.816	09:46:55.844
7 -	46.787	120.6	1:18.246	120.0	27.713	108.7	2:32.746 (1)	86.27		09:49:28.590
8 -	47.479	121.3	1:18.826	114.3	27.845	108.7	2:34.150 (3)	85.48	1.404	09:52:02.740

2023 Porsche Club Championship /Boxster Cup /Eden Open Cup /911 Challenge

QUALIFYING - RACE 2 & 7 - SECTOR ANALYSIS



SECTOR 1 = FL to I1, SECTOR 2 = I1 to I2, SECTOR 3 = I2 to FL, DIFF = Difference To Personal Best Lap, P = Crossed Finish Line in Pit Lane, D = Time Disallowed

P36 81 3		Perry DARLING		Porsche Boxster S						
IDEAL LAP TIME : 2:32.178		BEST LAP TIME : 2:32.821		DIFFERENCE : 0.643						
LAP	SECTOR 1		SECTOR 2		SECTOR 3		LAP TIME	MPH	DIFF	TIME OF DAY
1 -	51.919	120.4	1:23.930	118.7	28.423	107.8	2:44.272	80.21	11.451	09:34:17.751
2 -	48.002	122.6	1:20.961	119.8	28.093	109.6	2:37.056	83.90	4.235	09:36:54.807
3 -	47.207	124.2	1:19.073	120.9	27.912	108.5	2:34.192	85.46	1.371	09:39:28.999
4 -	47.131	122.2	1:18.980	117.5	28.038	109.0	2:34.149 (3)	85.48	1.328	09:42:03.148
5 -	46.190	123.5	1:18.562	118.1	28.069	109.4	2:32.821 (1)	86.23		09:44:35.969
6 -	46.387	123.1	1:18.563	118.1	27.871	109.2	2:32.821 (1)	86.23		09:47:08.790
7 -	46.526	122.9	1:18.117	116.9	IN PIT		2:42.229 P	81.22	9.408	09:49:51.019

P37 6 3		Mike THOMPSON		Porsche Boxster S						
IDEAL LAP TIME : 2:32.855		BEST LAP TIME : 2:33.446		DIFFERENCE : 0.591						
LAP	SECTOR 1		SECTOR 2		SECTOR 3		LAP TIME	MPH	DIFF	TIME OF DAY
1 -	52.118	118.5	1:22.639	119.4	28.617	108.1	2:43.374	80.66	9.928	09:33:58.427
2 -	46.850	123.3	1:18.075	120.4	28.521	106.4	2:33.446 (1)	85.87		09:36:31.873
3 -	47.016	123.5	1:19.334	121.3	28.089	108.5	2:34.439	85.32	0.993	09:39:06.312
4 -	47.223	122.9	1:18.953	120.2	28.225	108.1	2:34.401	85.34	0.955	09:41:40.713
5 -	46.872	122.9	1:18.809	120.4	28.006	108.7	2:33.687 (2)	85.74	0.241	09:44:14.400
6 -	47.977	124.2	1:18.525	120.2	28.232	107.6	2:34.734	85.16	1.288	09:46:49.134
7 -	47.865	121.5	1:17.999	119.8	28.279	108.5	2:34.143	85.49	0.697	09:49:23.277
8 -	47.252	123.3	1:18.447	120.6	28.248	109.0	2:33.947 (3)	85.59	0.501	09:51:57.224

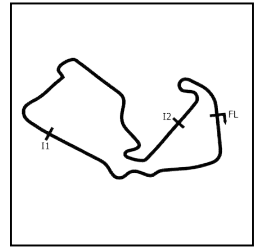
P38 89 1		Tom ATHERTON		Porsche Cayman						
IDEAL LAP TIME : 2:33.388		BEST LAP TIME : 2:33.705		DIFFERENCE : 0.317						
LAP	SECTOR 1		SECTOR 2		SECTOR 3		LAP TIME	MPH	DIFF	TIME OF DAY
1 -	53.811	117.1	1:27.245	121.1	28.360	113.7	2:49.416	77.78	15.711	09:34:00.918
2 -	46.895	124.7	1:28.081	108.4	28.174	114.1	2:43.150 (3)	80.77	9.445	09:36:44.068
3 -	46.318	130.8	1:20.843	124.9	27.742	114.9	2:34.903 (2)	85.07	1.198	09:39:18.971
4 -	46.635	131.0	1:19.663	124.5	27.407	115.5	2:33.705 (1)	85.73		09:41:52.676
5 -	47.370	123.3	1:23.371	124.5	IN PIT		2:48.982 P	77.98	15.277	09:44:41.658

P39 46 3		Matt GOUGH		Porsche Boxster S						
IDEAL LAP TIME : 2:33.556		BEST LAP TIME : 2:33.981		DIFFERENCE : 0.425						
LAP	SECTOR 1		SECTOR 2		SECTOR 3		LAP TIME	MPH	DIFF	TIME OF DAY
1 -	OUTLAP	115.7	1:21.401	118.1	29.923	106.0	3:21.865	65.28	47.884	09:34:45.461
2 -	48.737	120.4	1:22.521	117.9	28.938	105.7	2:40.196 D	82.26	6.215	09:37:25.657
3 -	48.111	120.6	1:19.537	118.7	29.227	106.2	2:36.875	84.00	2.894	09:40:02.532
4 -	47.518	120.2	1:18.803	117.9	28.690	106.5	2:35.011 (2)	85.01	1.030	09:42:37.543
5 -	47.696	120.2	1:18.242	117.9	28.043	106.2	2:33.981 (1)	85.58		09:45:11.524
6 -	48.201	119.8	1:27.707	113.1	28.418	105.3	2:44.326	80.19	10.345	09:47:55.850
7 -	47.271	120.4	1:20.605	117.3	28.169	107.1	2:36.045 (3)	84.44	2.064	09:50:31.895

P40 10 2		Julian MORRIS		Porsche Boxster S						
IDEAL LAP TIME : 2:33.316		BEST LAP TIME : 2:34.014		DIFFERENCE : 0.698						
LAP	SECTOR 1		SECTOR 2		SECTOR 3		LAP TIME	MPH	DIFF	TIME OF DAY
1 -	55.597	113.3	1:24.652	119.4	29.669	110.1	2:49.918	77.55	15.904	09:34:16.588
2 -	48.734	121.5	1:20.709	121.5	28.090	112.2	2:37.533 (3)	83.65	3.519	09:36:54.121
3 -	47.425	128.0	1:18.963	122.0	IN PIT		2:41.888 P	81.40	7.874	09:39:36.009
4 -	OUTLAP	121.7	1:21.376	121.5	27.912	109.9	3:26.309	63.87	52.295	09:43:02.318
5 -	46.666	127.8	1:23.205	123.3	27.846	110.9	2:37.717	83.55	3.703	09:45:40.035
6 -	48.396	121.3	1:19.751	121.7	28.279	112.4	2:36.426 (2)	84.24	2.412	09:48:16.461
7 -	47.045	124.2	1:19.282	122.0	27.687	111.6	2:34.014 (1)	85.56		09:50:50.475

2023 Porsche Club Championship /Boxster Cup /Eden Open Cup /911 Challenge

QUALIFYING - RACE 2 & 7 - SECTOR ANALYSIS



SECTOR 1 = FL to I1, SECTOR 2 = I1 to I2, SECTOR 3 = I2 to FL, DIFF = Difference To Personal Best Lap, P = Crossed Finish Line in Pit Lane, D = Time Disallowed

P41		20 3		Faye NOBLE-EVANS			Porsche Boxster S				
IDEAL LAP TIME :		2:33.659		BEST LAP TIME :		2:34.084		DIFFERENCE :			0.425
LAP	SECTOR 1		SECTOR 2		SECTOR 3		LAP TIME	MPH	DIFF	TIME OF DAY	
1 -	54.621	109.6	1:25.037	117.1	29.475	106.2	2:49.133	77.91	15.049	09:34:17.083	
2 -	48.816	120.6	1:22.270	118.3	28.495	105.9	2:39.581	82.57	5.497	09:36:56.664	
3 -	46.992	121.1	1:18.834	118.3	28.416	105.9	2:34.242 (2)	85.43	0.158	09:39:30.906	
4 -	47.459	119.8	1:19.322	118.5	28.122	105.9	2:34.903 (3)	85.07	0.819	09:42:05.809	
5 -	47.981	119.4	1:19.491	116.3	28.368	106.2	2:35.840	84.55	1.756	09:44:41.649	
6 -	48.780	118.9	1:21.419	89.8	30.453	104.7	2:40.652	82.02	6.568	09:47:22.301	
7 -	47.107	120.4	1:18.545	118.5	28.432	104.5	2:34.084 (1)	85.52		09:49:56.385	
8 -	50.846	120.2	1:22.296	96.8	29.014	106.2	2:42.156	81.26	8.072	09:52:38.541	

P42		55 3		Scot ADAMS			Porsche Boxster S				
IDEAL LAP TIME :				BEST LAP TIME :		2:34.806		DIFFERENCE :			
LAP	SECTOR 1		SECTOR 2		SECTOR 3		LAP TIME	MPH	DIFF	TIME OF DAY	
1 -							2:51.737	76.73	16.931	09:33:59.484	
2 -							2:35.835 (3)	84.56	1.029	09:36:35.319	
3 -							2:36.206	84.36	1.400	09:39:11.525	
4 -							2:35.047 (2)	84.99	0.241	09:41:46.572	
5 -							2:35.894	84.53	1.088	09:44:22.466	
6 -							2:36.862	84.00	2.056	09:46:59.328	
7 -							2:34.806 (1)	85.12		09:49:34.134	
8 -							2:46.619	79.08	11.813	09:52:20.753	

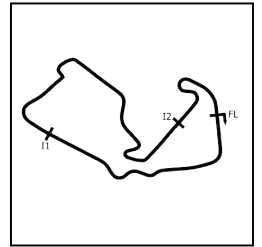
P43		66 3		Vikram SUDERA			Porsche Boxster S				
IDEAL LAP TIME :		2:34.876		BEST LAP TIME :		2:35.327		DIFFERENCE :			0.451
LAP	SECTOR 1		SECTOR 2		SECTOR 3		LAP TIME	MPH	DIFF	TIME OF DAY	
1 -	53.319	121.3	1:22.024	115.1	28.461	109.9	2:43.804	80.44	8.477	09:34:02.890	
2 -	47.476	123.1	1:20.651	119.8	28.111	109.2	2:36.238 (2)	84.34	0.911	09:36:39.128	
3 -	47.624	123.5	1:19.289	119.6	28.414	108.5	2:35.327 (1)	84.83		09:39:14.455	
4 -	48.495	120.4	1:20.235	119.6	28.567	109.4	2:37.297	83.77	1.970	09:41:51.752	
5 -	48.139	122.0	1:20.245	119.1	28.360	109.0	2:36.744 (3)	84.07	1.417	09:44:28.496	
6 -	48.929	120.6	1:20.085	119.4	28.589	109.4	2:37.603	83.61	2.276	09:47:06.099	
7 -	47.610	122.2	1:20.769	117.3	28.503	109.2	2:36.882	83.99	1.555	09:49:42.981	
8 -	48.304	121.7	1:21.506	119.1	28.258	108.8	2:38.068	83.36	2.741	09:52:21.049	

P44		33 3		Jessica WILKINSON			Porsche Boxster S				
IDEAL LAP TIME :		2:35.795		BEST LAP TIME :		2:36.857		DIFFERENCE :			1.062
LAP	SECTOR 1		SECTOR 2		SECTOR 3		LAP TIME	MPH	DIFF	TIME OF DAY	
1 -	51.240	120.9	1:23.283	115.5	30.681	103.7	2:45.204	79.76	8.347	09:34:06.948	
2 -	49.538	120.0	1:22.800	114.3	29.657	106.4	2:41.995	81.34	5.138	09:36:48.943	
3 -	48.726	122.4	1:20.546	116.7	29.046	107.2	2:38.318	83.23	1.461	09:39:27.261	
4 -	47.798	122.0	1:21.368	115.3	28.595	106.0	2:37.761 (2)	83.53	0.904	09:42:05.022	
5 -	47.822	121.3	1:19.430	115.5	28.809	104.2	2:36.064 D	84.44		09:44:41.083	
6 -	48.365	121.7	1:19.402	116.1	29.090	106.0	2:36.857 (1)	84.01		09:47:17.940	
7 -	47.864	121.5	1:21.334	115.3	28.825	105.0	2:38.023 (3)	83.39	1.166	09:49:55.963	
8 -	50.811	119.6	1:21.318	114.9	29.026	105.3	2:41.155	81.77	4.298	09:52:37.118	

P45		8 3		Will TOON			Porsche Boxster S				
IDEAL LAP TIME :		2:37.409		BEST LAP TIME :		2:38.208		DIFFERENCE :			0.799
LAP	SECTOR 1		SECTOR 2		SECTOR 3		LAP TIME	MPH	DIFF	TIME OF DAY	
1 -	56.210	94.9	1:35.770	91.5	31.591	101.1	3:03.571	71.78	25.363	09:34:35.687	
2 -	52.389	109.8	1:29.695	106.8	29.880	107.9	2:51.964	76.63	13.756	09:37:27.651	
3 -	49.193	114.7	1:22.194	110.9	28.951	107.2	2:40.338 (3)	82.18	2.130	09:40:07.989	
4 -	48.276	120.0	1:23.004	115.7	28.656	108.3	2:39.936 (2)	82.39	1.728	09:42:47.925	
5 -	47.870	122.0	1:20.883	110.3	29.455	107.9	2:38.208 (1)	83.29		09:45:26.133	
6 -	1:15.783	92.3	1:26.325	90.6	IN PIT		3:25.138 P	64.23	46.930	09:48:51.271	

2023 Porsche Club Championship /Boxster Cup /Eden Open Cup /911 Challenge

QUALIFYING - RACE 2 & 7 - SECTOR ANALYSIS



SECTOR 1 = FL to I1, SECTOR 2 = I1 to I2, SECTOR 3 = I2 to FL, DIFF = Difference To Personal Best Lap, P = Crossed Finish Line in Pit Lane, D = Time Disallowed

P46 38 3		Eric BRIDGES		Porsche Boxster S						
IDEAL LAP TIME : 2:39.449		BEST LAP TIME : 2:40.327		DIFFERENCE : 0.878						
LAP	SECTOR 1		SECTOR 2		SECTOR 3	LAP TIME	MPH	DIFF	TIME OF DAY	
1 -	59.174	91.3	1:38.823	87.7	30.603	105.2	3:08.600	69.87	28.273	09:34:24.384
2 -	48.833	118.1	1:22.167	115.9	29.327	103.7	2:40.327 (1)	82.19		09:37:04.711
3 -	49.618	117.1	1:23.329	115.9	29.432	104.0	2:42.379	81.15	2.052	09:39:47.090
4 -	50.123	116.3	1:22.578	118.7	29.211	105.0	2:41.912 (3)	81.38	1.585	09:42:29.002
5 -	49.863	116.9	1:21.405	118.1	29.360	103.5	2:40.628 (2)	82.03	0.301	09:45:09.630
6 -	51.804	98.6	1:43.654	106.6	30.095	105.9	3:05.553	71.01	25.226	09:48:15.183
7 -	50.625	118.1	1:23.954	117.1	29.646	105.9	2:44.225	80.24	3.898	09:50:59.408

P47 53 3		Wayne GREGORY		Porsche Boxster S						
IDEAL LAP TIME : 2:42.077		BEST LAP TIME : 2:42.984		DIFFERENCE : 0.907						
LAP	SECTOR 1		SECTOR 2		SECTOR 3	LAP TIME	MPH	DIFF	TIME OF DAY	
1 -	1:02.322	86.3	1:41.193	88.7	35.182	86.7	3:18.697	66.32	35.713	09:34:48.887
2 -	1:00.703	87.9	1:38.242	94.9	33.907	88.1	3:12.852	68.33	29.868	09:38:01.739
3 -	1:01.002	89.5	1:36.344	94.2	32.674	89.2	3:10.020 (3)	69.34	27.036	09:41:11.759
4 -	58.841	90.5	1:37.694	87.1	31.466	100.1	3:08.001 (2)	70.09	25.017	09:44:19.760
5 -	50.344	109.2	1:22.811	112.9	29.829	100.5	2:42.984 (1)	80.85		09:47:02.744
6 -	49.437	116.5	1:23.334	110.9	IN PIT		2:50.911 P	77.10	7.927	09:49:53.655

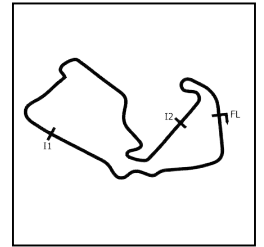
P48 77 3		Paul WATSON		Porsche Boxster S						
IDEAL LAP TIME : 2:42.664		BEST LAP TIME : 2:43.596		DIFFERENCE : 0.932						
LAP	SECTOR 1		SECTOR 2		SECTOR 3	LAP TIME	MPH	DIFF	TIME OF DAY	
1 -	55.155	111.1	1:30.774	102.2	31.015	104.0	2:56.944	74.47	13.348	09:34:32.596
2 -	52.153	110.7	1:31.854	110.7	30.358	107.6	2:54.365	75.57	10.769	09:37:26.961
3 -	50.157	106.6	1:25.203	112.7	29.889	106.2	2:45.249 (2)	79.74	1.653	09:40:12.210
4 -	51.540	120.0	1:24.621	116.7	29.673	106.9	2:45.834 (3)	79.46	2.238	09:42:58.044
5 -	49.373	118.1	1:30.040	112.5	29.247	106.5	2:48.660	78.13	5.064	09:45:46.704
6 -	50.305	118.9	1:24.396	114.1	28.895	106.9	2:43.596 (1)	80.55		09:48:30.300
7 -	49.391	121.5	1:26.934	114.1	30.001	104.5	2:46.326	79.22	2.730	09:51:16.626

P49 28 3		Phil GRAHAM		Porsche Boxster S						
IDEAL LAP TIME : 2:46.539		BEST LAP TIME : 2:48.167		DIFFERENCE : 1.628						
LAP	SECTOR 1		SECTOR 2		SECTOR 3	LAP TIME	MPH	DIFF	TIME OF DAY	
1 -	1:06.406	104.8	1:30.656	89.8	31.255	98.4	3:08.317	69.97	20.150	09:34:25.558
2 -	52.110	114.3	1:26.349	110.7	29.708	102.9	2:48.167 (1)	78.36		09:37:13.725
3 -	52.627	113.3	1:25.317	104.3	30.939	98.0	2:48.883 (2)	78.02	0.716	09:40:02.608
4 -	51.514	118.1	1:27.605	111.2	30.518	102.2	2:49.637 (3)	77.68	1.470	09:42:52.245
5 -	54.401	110.3	1:31.848	107.3	30.610	101.1	2:56.859	74.51	8.692	09:45:49.104
6 -	53.689	102.9	1:26.212	93.8	32.583	92.8	2:52.484	76.40	4.317	09:48:41.588
7 -	55.213	97.1	1:27.093	112.7	29.764	97.1	2:52.070	76.58	3.903	09:51:33.658

P50 124 3		Sarah WOOD		Porsche Boxster S						
IDEAL LAP TIME : 2:46.789		BEST LAP TIME : 2:48.991		DIFFERENCE : 2.202						
LAP	SECTOR 1		SECTOR 2		SECTOR 3	LAP TIME	MPH	DIFF	TIME OF DAY	
1 -	1:09.776	92.3	1:38.294	102.1	31.789	101.0	3:19.859	65.93	30.868	09:34:34.815
2 -	52.758	114.5	1:32.414	108.4	32.002	91.5	2:57.174	74.37	8.183	09:37:31.989
3 -	57.159	102.9	1:27.809	112.0	30.908	99.1	2:55.876	74.92	6.885	09:40:27.865
4 -	53.617	91.5	1:28.301	115.9	29.551	105.2	2:51.469 (3)	76.85	2.478	09:43:19.334
5 -	52.504	118.7	1:25.141	113.5	31.346	97.4	2:48.991 (1)	77.97		09:46:08.325
6 -	54.863	118.9	1:24.734	115.5	30.106	104.8	2:49.703 (2)	77.65	0.712	09:48:58.028
7 -	53.669	107.0	1:29.057	113.9	30.191	104.5	2:52.917	76.20	3.926	09:51:50.945

2023 Porsche Club Championship /Boxster Cup /Eden Open Cup /911 Challenge

QUALIFYING - RACE 2 & 7 - SECTOR ANALYSIS



SECTOR 1 = FL to I1, SECTOR 2 = I1 to I2, SECTOR 3 = I2 to FL, DIFF = Difference To Personal Best Lap, P = Crossed Finish Line in Pit Lane, D = Time Disallowed

P51		125 3		Craig HORVATH			Porsche Boxster S			
IDEAL LAP TIME : 2:57.239		BEST LAP TIME : 2:58.858			DIFFERENCE : 1.619					
LAP	SECTOR 1		SECTOR 2		SECTOR 3		LAP TIME	MPH	DIFF	TIME OF DAY
1 -	1:00.727	104.5	1:34.304	97.1	32.745	88.2	3:07.776	70.17	8.918	09:34:07.989
2 -	56.724	103.5	1:33.046	96.4	32.834	83.0	3:02.604	72.16	3.746	09:37:10.593
3 -	56.048	105.3	1:32.293	98.2	30.991	96.8	2:59.332	73.48	0.474	09:40:09.925
4 -	55.206	104.3	1:32.857	99.5	30.967	94.2	2:59.030 (3)	73.60	0.172	09:43:08.955
5 -	56.586	104.2	1:31.066	96.6	31.211	95.4	2:58.863 (2)	73.67	0.005	09:46:07.818
6 -	55.667	102.2	1:31.377	99.5	31.814	99.0	2:58.858 (1)	73.67		09:49:06.676
7 -	55.508	102.2	1:32.734	100.1	32.392	90.8	3:00.634	72.95	1.776	09:52:07.310

2023 Porsche Club Championship /Boxster Cup /Eden Open Cup /911 Challenge

QUALIFYING - RACE 2 & 7 - BEST SECTORS

SECTOR 1			SECTOR 2			SECTOR 3			IDEAL / BEST COMPARISON						
POS	NO	NAME	TIME	NO	NAME	TIME	NO	NAME	TIME	POS	NO	NAME	IDEAL	BEST	DIFF
													PERFECT LAP	2:08.691	
1	18	HAMILTON	39.248	18	HAMILTON	1:06.051	18	HAMILTON	23.392	1	18	HAMILTON	2:08.691	2:09.341	0.650
2	91	SLOSS	39.703	91	SLOSS	1:06.648	50	CARROLL	23.595	2	91	SLOSS	2:10.255	2:11.566	1.311
3	86	BIRD	40.187	86	BIRD	1:07.465	86	BIRD	23.872	3	86	BIRD	2:11.524	2:11.618	0.094
4	50	CARROLL	40.359	50	CARROLL	1:07.831	91	SLOSS	23.904	4	50	CARROLL	2:11.785	2:12.504	0.719
5	106	PETO-DIAS	41.179	151	HARRISON	1:09.495	151	HARRISON	24.172	5	151	HARRISON	2:15.282	2:16.463	1.181
6	72	CHAPPELL	41.276	106	PETO-DIAS	1:09.935	106	PETO-DIAS	24.592	6	106	PETO-DIAS	2:15.706	2:15.748	0.042
7	151	HARRISON	41.615	72	CHAPPELL	1:10.462	72	CHAPPELL	24.783	7	72	CHAPPELL	2:16.521	2:16.885	0.364
8	777	LINGGI	41.786	777	LINGGI	1:10.880	777	LINGGI	24.945	8	777	LINGGI	2:17.611	2:18.123	0.512
9	14	MCALFEER	42.699	11	CALEY	1:11.691	14	MCALFEER	25.597	9	14	MCALFEER	2:20.013	2:20.187	0.174
10	2	MORRIS	42.994	14	MCALFEER	1:11.717	11	CALEY	25.708	10	11	CALEY	2:20.665	2:21.110	0.445
11	9	DYER	43.163	16	HARRISON	1:12.297	2	MORRIS	25.786	11	2	MORRIS	2:21.205	2:21.907	0.702
12	16	HARRISON	43.172	2	MORRIS	1:12.425	16	HARRISON	25.819	12	16	HARRISON	2:21.288	2:21.688	0.400
13	11	CALEY	43.266	85	BAYSTON	1:12.619	85	BAYSTON	25.836	13	9	DYER	2:22.138	2:22.262	0.124
14	62	DELARGY	43.675	80	CALEY	1:12.916	9	DYER	25.852	14	85	BAYSTON	2:22.188	2:23.019	0.831
15	85	BAYSTON	43.733	9	DYER	1:13.123	22	EVANS	25.924	15	80	CALEY	2:23.057	2:23.169	0.112
16	17	MUGGERIDGE	43.868	17	MUGGERIDGE	1:13.602	62	DELARGY	26.108	16	17	MUGGERIDGE	2:23.585	2:24.858	1.273
17	22	EVANS	44.020	69	CHATHAM	1:13.639	80	CALEY	26.113	17	22	EVANS	2:23.674	2:24.511	0.837
18	80	CALEY	44.028	22	EVANS	1:13.730	17	MUGGERIDGE	26.115	18	62	DELARGY	2:24.093	2:24.093	0.000
19	7	WALKER	44.243	44	PORTER	1:13.893	69	CHATHAM	26.264	19	69	CHATHAM	2:24.290	2:24.533	0.243
20	69	CHATHAM	44.387	7	WALKER	1:14.112	44	PORTER	26.287	20	7	WALKER	2:24.672	2:24.800	0.128
21	15	KHAN	44.684	62	DELARGY	1:14.310	7	WALKER	26.317	21	44	PORTER	2:25.095	2:25.537	0.442
22	45	SEAGRAVE	44.813	15	KHAN	1:14.751	15	KHAN	26.379	22	15	KHAN	2:25.814	2:27.067	1.253
23	44	PORTER	44.915	88	SIMPSON	1:15.207	64	BLACKER	26.387	23	88	SIMPSON	2:27.187	2:27.637	0.450
24	52	LABBETT	45.139	70	ARCHER	1:15.444	45	SEAGRAVE	26.580	24	45	SEAGRAVE	2:27.378	2:27.477	0.099
25	64	BLACKER	45.212	52	LABBETT	1:15.474	88	SIMPSON	26.655	25	52	LABBETT	2:27.510	2:28.297	0.787
26	88	SIMPSON	45.325	64	BLACKER	1:15.929	5	RICHARDSON	26.894	26	64	BLACKER	2:27.528	2:28.087	0.559
27	111	NEAL	45.433	45	SEAGRAVE	1:15.985	111	NEAL	26.895	27	70	ARCHER	2:28.510	2:28.850	0.340
28	70	ARCHER	45.733	3	MORRIS	1:16.370	52	LABBETT	26.897	28	5	RICHARDSON	2:29.113	2:29.619	0.506
29	5	RICHARDSON	45.806	5	RICHARDSON	1:16.413	3	MORRIS	27.212	29	111	NEAL	2:29.790	2:31.813	2.023
30	47	JOHNSON	45.948	24	HAZELTON	1:16.507	24	HAZELTON	27.313	30	3	MORRIS	2:29.818	2:29.835	0.017
31	24	HAZELTON	46.090	21	LOVELL	1:17.337	70	ARCHER	27.333	31	24	HAZELTON	2:29.910	2:29.910	0.000
32	81	DARLING	46.190	111	NEAL	1:17.462	89	ATHERTON	27.407	32	21	LOVELL	2:31.310	2:31.613	0.303
33	3	MORRIS	46.236	6	THOMPSON	1:17.999	21	LOVELL	27.526	33	81	DARLING	2:32.178	2:32.821	0.643
34	89	ATHERTON	46.318	81	DARLING	1:18.117	47	JOHNSON	27.642	34	47	JOHNSON	2:32.571	2:32.699	0.128
35	21	LOVELL	46.447	46	GOUGH	1:18.242	90	THOMSON	27.683	35	90	THOMSON	2:32.716	2:32.746	0.030
36	10	MORRIS	46.666	90	THOMSON	1:18.246	10	MORRIS	27.687	36	6	THOMPSON	2:32.855	2:33.446	0.591
37	90	THOMSON	46.787	20	NOBLE-EVANS	1:18.545	81	DARLING	27.871	37	10	MORRIS	2:33.316	2:34.014	0.698
38	6	THOMPSON	46.850	10	MORRIS	1:18.963	6	THOMPSON	28.006	38	89	ATHERTON	2:33.388	2:33.705	0.317
39	20	NOBLE-EVANS	46.992	47	JOHNSON	1:18.981	46	GOUGH	28.043	39	46	GOUGH	2:33.556	2:33.981	0.425
40	46	GOUGH	47.271	66	SUDERA	1:19.289	66	SUDERA	28.111	40	20	NOBLE-EVANS	2:33.659	2:34.084	0.425
41	66	SUDERA	47.476	33	WILKINSON	1:19.402	20	NOBLE-EVANS	28.122	41	66	SUDERA	2:34.876	2:35.327	0.451
42	33	WILKINSON	47.798	89	ATHERTON	1:19.663	33	WILKINSON	28.595	42	33	WILKINSON	2:35.795	2:36.857	1.062
43	8	TOON	47.870	8	TOON	1:20.883	8	TOON	28.656	43	8	TOON	2:37.409	2:38.208	0.799
44	38	BRIDGES	48.833	38	BRIDGES	1:21.405	77	WATSON	28.895	44	38	BRIDGES	2:39.449	2:40.327	0.878
45	77	WATSON	49.373	53	GREGORY	1:22.811	38	BRIDGES	29.211	45	53	GREGORY	2:42.077	2:42.984	0.907
46	53	GREGORY	49.437	77	WATSON	1:24.396	124	WOOD	29.551	46	77	WATSON	2:42.664	2:43.596	0.932
47	28	GRAHAM	51.514	124	WOOD	1:24.734	28	GRAHAM	29.708	47	28	GRAHAM	2:46.539	2:48.167	1.628
48	124	WOOD	52.504	28	GRAHAM	1:25.317	53	GREGORY	29.829	48	124	WOOD	2:46.789	2:48.991	2.202
49	125	HORVATH	55.206	125	HORVATH	1:31.066	125	HORVATH	30.967	49	125	HORVATH	2:57.239	2:58.858	1.619
50										50	55	ADAMS		2:34.806	
51										51	4	TOON		2:24.976	

2023 Porsche Club Championship /Boxster Cup /Eden Open Cup /911 Challenge

QUALIFYING - RACE 2 & 7 - BEST SPEEDS

POS	INTERMEDIATE 1			INTERMEDIATE 2			FINISH LINE		
	NO	NAME	MPH	NO	NAME	MPH	NO	NAME	MPH
1	50	CARROLL	152.1	18	HAMILTON	148.7	50	CARROLL	138.1
2	18	HAMILTON	151.8	50	CARROLL	148.7	18	HAMILTON	137.0
3	72	CHAPPELL	150.1	91	SLOSS	147.4	91	SLOSS	135.5
4	91	SLOSS	148.7	72	CHAPPELL	144.9	86	BIRD	134.2
5	777	LINGGI	147.8	86	BIRD	144.6	106	PETO-DIAS	133.6
6	151	HARRISON	147.1	151	HARRISON	144.3	151	HARRISON	133.1
7	86	BIRD	146.8	777	LINGGI	143.3	72	CHAPPELL	132.3
8	106	PETO-DIAS	146.8	106	PETO-DIAS	142.4	777	LINGGI	131.7
9	14	MCALEER	139.8	14	MCALEER	134.2	14	MCALEER	122.6
10	111	NEAL	137.7	11	CALEY	132.8	11	CALEY	122.1
11	11	CALEY	137.5	2	MORRIS	131.8	2	MORRIS	120.6
12	2	MORRIS	136.6	16	HARRISON	131.5	16	HARRISON	120.0
13	62	DELARGY	136.1	111	NEAL	131.5	64	BLACKER	119.7
14	64	BLACKER	135.2	22	EVANS	130.8	62	DELARGY	119.5
15	16	HARRISON	134.7	17	MUGGERIDGE	130.5	22	EVANS	119.5
16	9	DYER	134.2	85	BAYSTON	130.3	85	BAYSTON	118.7
17	85	BAYSTON	133.6	9	DYER	130.0	45	SEAGRAVE	118.7
18	22	EVANS	133.4	62	DELARGY	130.0	80	CALEY	118.4
19	47	JOHNSON	133.4	80	CALEY	128.8	111	NEAL	117.8
20	17	MUGGERIDGE	133.1	47	JOHNSON	127.8	9	DYER	117.0
21	80	CALEY	132.6	64	BLACKER	127.5	47	JOHNSON	116.8
22	45	SEAGRAVE	131.8	45	SEAGRAVE	125.4	17	MUGGERIDGE	116.6
23	89	ATHERTON	131.0	89	ATHERTON	124.9	89	ATHERTON	115.5
24	24	HAZELTON	129.3	24	HAZELTON	124.7	24	HAZELTON	113.9
25	10	MORRIS	128.0	69	CHATHAM	123.5	69	CHATHAM	112.6
26	7	WALKER	126.1	10	MORRIS	123.3	10	MORRIS	112.4
27	15	KHAN	125.9	7	WALKER	122.6	15	KHAN	112.2
28	52	LABBETT	125.9	15	KHAN	122.4	7	WALKER	111.6
29	69	CHATHAM	125.4	52	LABBETT	122.2	44	PORTER	111.6
30	44	PORTER	125.2	44	PORTER	122.0	5	RICHARDSON	111.4
31	88	SIMPSON	124.9	90	THOMPSON	121.3	52	LABBETT	110.3
32	81	DARLING	124.2	6	THOMPSON	121.3	70	ARCHER	110.1
33	6	THOMPSON	124.2	81	DARLING	120.9	88	SIMPSON	109.9
34	66	SUDERA	123.5	70	ARCHER	120.0	66	SUDERA	109.9
35	5	RICHARDSON	123.3	66	SUDERA	119.8	81	DARLING	109.6
36	70	ARCHER	123.1	5	RICHARDSON	119.6	90	THOMPSON	109.0
37	90	THOMPSON	122.6	88	SIMPSON	119.1	6	THOMPSON	109.0
38	3	MORRIS	122.4	21	LOVELL	118.7	21	LOVELL	108.3
39	33	WILKINSON	122.4	46	GOUGH	118.7	8	TOON	108.3
40	8	TOON	122.0	38	BRIDGES	118.7	3	MORRIS	107.9
41	77	WATSON	121.5	20	NOBLE-EVANS	118.5	77	WATSON	107.6
42	21	LOVELL	121.1	3	MORRIS	117.7	33	WILKINSON	107.2
43	20	NOBLE-EVANS	121.1	33	WILKINSON	116.7	46	GOUGH	107.1
44	46	GOUGH	120.6	77	WATSON	116.7	20	NOBLE-EVANS	106.2
45	124	WOOD	118.9	124	WOOD	115.9	38	BRIDGES	105.9
46	38	BRIDGES	118.1	8	TOON	115.7	124	WOOD	105.2
47	28	GRAHAM	118.1	53	GREGORY	112.9	28	GRAHAM	102.9
48	53	GREGORY	116.5	28	GRAHAM	112.7	53	GREGORY	100.5
49	125	HORVATH	105.3	125	HORVATH	100.1	125	HORVATH	99.0
50									
51									

2023 Porsche Club Championship /Boxster Cup /Eden Open Cup /911 Challenge

QUALIFYING - RACE 2 & 7 - STATISTICS

Competitors Started 51
Planned Start 2023-07-29 @ 09:30:00.000
Actual Start 2023-07-29 @ 09:30:02.080
Finish Time 2023-07-29 @ 09:50:04.571
Track Length 3.6604mi.
Total Laps 379
Total Distance Covered 1387.3286mi.

Session Fastest Lap History

NO	CL	NAME	LAP TIME	TIME OF DAY	LAP	VEHICLE
21	3	Jonathan LOVELL	2:35.215	09:33:02.027	1	Porsche Boxster S
151	Open	David HARRISON	2:32.640	09:33:07.682	1	Porsche
86	Open	Kevin BIRD	2:31.174	09:33:10.411	1	Porsche
106	Open	Hasi PETO-DIAS	2:30.985	09:33:26.572	1	Porsche 991
151	Open	David HARRISON	2:16.463	09:35:24.145	2	Porsche
86	Open	Kevin BIRD	2:14.868	09:35:25.278	2	Porsche
91	Open	Jodie SLOSS	2:13.884	09:35:57.219	2	Porsche 991
86	Open	Kevin BIRD	2:11.618	09:37:36.897	3	Porsche
18	Open	Archie HAMILTON	2:09.341	09:38:36.335	3	Porsche 992

Flag History

TYPE	TIME OF DAY
GREEN	09:30:02.080
FINISH	09:50:04.571

Flag Statistics

TYPE	COUNT	TOTAL LAPS	TOTAL TIME
Green	1	9	23:47.459
Red	0	0	0.000
Safety Car	0	0	0.000
FCY	0	0	0.000

2023 Porsche Club Championship /Boxster Cup /Eden Open Cup /911 Challenge

QUALIFYING - RACE 2 & 7 - STATISTICS

CLASS : 1

14 Starters

Fastest Lap History

NO	NAME	LAP TIME	TIME OF DAY	LAP	VEHICLE
62	Neil DELARGY	2:32.633	09:33:12.304	1	Porsche 997
62	Neil DELARGY	2:24.093	09:35:36.397	2	Porsche 997
2	Peter MORRIS	2:21.907	09:35:41.891	2	Porsche 997
14	Mark MCALEER	2:21.649	09:38:08.545	3	Porsche 997
11	James CALEY	2:21.110	09:38:16.115	3	Porsche 997
14	Mark MCALEER	2:20.187	09:40:28.731	4	Porsche 997

2023 Porsche Club Championship /Boxster Cup /Eden Open Cup /911 Challenge

QUALIFYING - RACE 2 & 7 - STATISTICS

CLASS : 2

11 Starters

Fastest Lap History

NO	NAME	LAP TIME	TIME OF DAY	LAP	VEHICLE
3	Ross MORRIS	2:38.859	09:33:25.793	1	Porsche Boxster S
3	Ross MORRIS	2:31.545	09:35:57.338	2	Porsche Boxster S
69	Oliver CHATHAM	2:28.900	09:36:05.494	2	Porsche Boxster S
7	Christian WALKER	2:28.320	09:36:17.355	2	Porsche Boxster S
69	Oliver CHATHAM	2:25.704	09:38:31.198	3	Porsche Boxster S
44	Andrew PORTER	2:25.537	09:40:58.799	3	Porsche Boxster S
69	Oliver CHATHAM	2:24.533	09:43:26.823	5	Porsche Boxster S

2023 Porsche Club Championship /Boxster Cup /Eden Open Cup /911 Challenge

QUALIFYING - RACE 2 & 7 - STATISTICS

CLASS : 3

16 Starters

Fastest Lap History

NO	NAME	LAP TIME	TIME OF DAY	LAP	VEHICLE
21	Jonathan LOVELL	2:35.215	09:33:02.027	1	Porsche Boxster S
21	Jonathan LOVELL	2:31.613	09:35:33.641	2	Porsche Boxster S

2023 Porsche Club Championship /Boxster Cup /Eden Open Cup /911 Challenge
QUALIFYING - RACE 2 & 7 - STATISTICS

CLASS : 911

2 Starters

Fastest Lap History

NO	NAME	LAP TIME	TIME OF DAY	LAP	VEHICLE
111	James NEAL	2:45.847	09:33:49.537	1	Porsche 911 964
111	James NEAL	2:31.813	09:36:21.351	2	Porsche 911 964

2023 Porsche Club Championship /Boxster Cup /Eden Open Cup /911 Challenge

QUALIFYING - RACE 2 & 7 - STATISTICS

CLASS : Open

8 Starters

Fastest Lap History

NO	NAME	LAP TIME	TIME OF DAY	LAP	VEHICLE
151	David HARRISON	2:32.640	09:33:07.682	1	Porsche
86	Kevin BIRD	2:31.174	09:33:10.411	1	Porsche
106	Hasi PETO-DIAS	2:30.985	09:33:26.572	1	Porsche 991
151	David HARRISON	2:16.463	09:35:24.145	2	Porsche
86	Kevin BIRD	2:14.868	09:35:25.278	2	Porsche
91	Jodie SLOSS	2:13.884	09:35:57.219	2	Porsche 991
86	Kevin BIRD	2:11.618	09:37:36.897	3	Porsche
18	Archie HAMILTON	2:09.341	09:38:36.335	3	Porsche 992

2023 Porsche Club Championship /Boxster Cup/Eden Open Cup & 911 Challenge

RACE 2 - GRID (25 minutes) - AMENDED

ROW 30	60	125	2:58.858 Craig HORVATH	59	124	2:48.991 Sarah WOOD			
ROW 29		58	28	2:48.167 Phil GRAHAM	57	77	2:43.596 Paul WATSON		
ROW 28	56	53	2:42.984 Wayne GREGORY	55	38	2:40.327 Eric BRIDGES			
ROW 27		54	8	2:38.208 Will TOON	53	33	2:36.857 Jessica WILKINSON		
ROW 26	52	66	2:35.327 Vikram SUDERA	51	55	2:34.806 Scot ADAMS			
ROW 25		50	20	2:34.084 Faye NOBLE-EVANS	49	46	2:33.981 Matt GOUGH		
ROW 24	48	6	2:33.446 Mike THOMPSON	47	81	2:32.821 Pery DARLING			
ROW 23		46	90	2:32.746 Sarah THOMSON	45	21	2:31.613 Jonathan LOVELL		
ROW 22									
ROW 21									
ROW 20				39	10	2:34.014 Julian MORRIS			
ROW 19		38	89	2:33.705 Tom ATHERTON	37	24	2:29.910 Carl HAZELTON		
ROW 18	36	3	2:29.835 Ross MORRIS	35	5	2:29.619 Brian RICHARDSON			
ROW 17		34	70	2:28.850 Angus ARCHER	33	52	2:28.297 Darren LABBETT		
ROW 16	32	64	2:28.087 Vince BLACKER	31	88	2:27.637 Paul SIMPSON			
ROW 15		30	45	2:27.477 Paul SEAGRAVE	29	15	2:27.067 Shiraz KHAN		
ROW 14	28	44	2:25.537 Andrew PORTER	27	4	2:24.976 Andy TOON			
ROW 13		26	17	2:24.858 Andrew MUGGERIDGE	25	7	2:24.800 Christian WALKER		
ROW 12	24	69	2:24.533 Oliver CHATHAM	23	22	2:24.511 Peter EVANS			
ROW 11		22	62	2:24.093 Neil DELARGY	21	80	2:23.169 Bill CALEY		
ROW 10	20	85	2:23.019 Richard BAYSTON	19	9	2:22.262 Chris DYER			
ROW 9		18	2	2:21.907 Peter MORRIS	17	16	2:21.688 Kevin HARRISON		
ROW 8	16	11	2:21.110 James CALEY	15	14	2:20.187 Mark MCALEER			
ROW 7									
ROW 6									
ROW 5				10	47	2:32.699 Mike JOHNSON	9	111	2:31.813 James NEAL
ROW 4	8	777	2:18.123 Adrian LINGGI	7	72	2:16.885 Will CHAPPELL			
ROW 3		6	151	2:16.463 David HARRISON	5	106	2:15.748 Hasi PETO-DIAS		
ROW 2	4	50	2:12.504 Dallas CARROLL	3	86	2:11.618 Kevin BIRD			
ROW 1		2	91	2:11.566 Jodie SLOSS	1	18	2:09.341 Archie HAMILTON		

20 Second Delay

Pole

Silverstone GP: 3.6604 miles

These results are provisional until the conclusion of any judicial and technical matters.

Clerk Of Course : Andy Stevens	Stewards :	Timekeeper : Gethin Rees
--------------------------------	------------	--------------------------

2023 Porsche Club Championship /Boxster Cup/Eden Open Cup & 911 Challenge

RACE 2 - CLASSIFICATION - AMENDED

POS	NO	CL	PIC	NAME	ENTRY	LAPS	TIME	GAP	DIFF	MPH	BEST	ON
1	18	Open	1	Archie HAMILTON	Porsche 992	12	26:35.588			99.10	2:09.817	2
2	50	Open	2	Dallas CARROLL	Porsche 991.2 Cup	12	26:51.405	15.817	15.817	98.13	2:11.040	2
3	91	Open	3	Jodie SLOSS	Porsche 991	12	27:17.067	41.479	25.662	96.59	2:11.402	2
4	86	Open	4	Kevin BIRD	Porsche	12	27:58.803	1:23.215	41.736	94.19	2:16.076	3
5	777	Open	5	Adrian LINGGI	Porsche 991.1 Cup	12	27:59.879	1:24.291	1.076	94.13	2:14.734	12
6	106	Open	6	Hasi PETO-DIAS	Porsche 991	12	28:32.687	1:57.099	32.808	92.33	2:16.915	2
7	151	Open	7	David HARRISON	Porsche	11	26:37.404	1 Lap	1 Lap	90.74	2:15.327	4
8	11	1	1	James CALEY	Porsche 997	11	26:43.096	1 Lap	5.692	90.42	2:22.684	5
9	2	1	2	Peter MORRIS	Porsche 997	11	26:44.865	1 Lap	1.769	90.32	2:22.465	5
10	14	1	3	Mark MCALEER	Porsche 997	11	26:45.268	1 Lap	0.403	90.29	2:19.666	6
11	16	1	4	Kevin HARRISON	Porsche 996	11	26:45.628	1 Lap	0.360	90.27	2:21.579	2
12	9	1	5	Chris DYER	Porsche Cayman	11	26:49.532	1 Lap	3.904	90.06	2:22.249	4
13	80	1	6	Bill CALEY	Porsche Cayman	11	27:11.030	1 Lap	21.498	88.87	2:23.532	5
14	69	2	1	Oliver CHATHAM	Porsche Boxster S	11	27:14.605	1 Lap	3.575	88.67	2:24.009	7
15	4	1	7	Andy TOON	Porsche Cayman	11	27:18.042	1 Lap	3.437	88.49	2:24.263	4
16	85	1	8	Richard BAYSTON	Porsche 996	11	27:24.729	1 Lap	6.687	88.13	2:23.736	6
17	17	1	9	Andrew MUGGERIDGE	Porsche 996	11	27:24.943	1 Lap	0.214	88.12	2:23.624	6
18	7	2	2	Christian WALKER	Porsche Boxster S	11	27:35.621	1 Lap	10.678	87.55	2:26.279	5
19	88	2	3	Paul SIMPSON	Porsche Boxster S	11	27:43.622	1 Lap	8.001	87.13	2:26.542	6
20	15	2	4	Shiraz KHAN	Porsche Boxster S	11	27:45.676	1 Lap	2.054	87.02	2:26.225	7
21	70	2	5	Angus ARCHER	Porsche Boxster S	11	28:09.507	1 Lap	23.831	85.79	2:27.964	6
22	64	1	10	Vince BLACKER	Porsche Cayman	11	28:18.690	1 Lap	9.183	85.33	2:27.841	6
23	45	1	11	Paul SEAGRAVE	Porsche 996	11	28:21.278	1 Lap	2.588	85.20	2:27.461	5
24	3	2	6	Ross MORRIS	Porsche Boxster S	11	28:23.060	1 Lap	1.782	85.11	2:29.300	5
25	24	2	7	Carl HAZELTON	Porsche Boxster S	11	28:30.669	1 Lap	7.609	84.73	2:30.926	3
26	10	2	8	Julian MORRIS	Porsche Boxster S	11	28:33.862	1 Lap	3.193	84.57	2:31.858	3
27	5	2	9	Brian RICHARDSON	Porsche Boxster S	11	28:42.875	1 Lap	9.013	84.13	2:32.014	2
28	21	3	1	Jonathan LOVELL	Porsche Boxster S	11	28:44.990	1 Lap	2.115	84.03	2:32.266	2
29	6	3	2	Mike THOMPSON	Porsche Boxster S	11	28:53.995	1 Lap	9.005	83.59	2:32.981	4
30	47	911	1	Mike JOHNSON	Porsche 911 SC	11	29:03.396	1 Lap	9.401	83.14	2:33.495	2
31	111	911	2	James NEAL	Porsche 911 964	11	29:04.262	1 Lap	0.866	83.10	2:32.632	11
32	81	3	3	Perry DARLING	Porsche Boxster S	11	29:06.648	1 Lap	2.386	82.99	2:33.469	11
33	90	3	4	Sarah THOMSON	Porsche Boxster S	10	26:37.195	2 Laps	1 Lap	82.50	2:32.173	6
34	55	3	5	Scot ADAMS	Porsche Boxster S	10	26:48.210	2 Laps	11.015	81.94	2:35.641	8
35	53	3	6	Wayne GREGORY	Porsche Boxster S	10	26:53.606	2 Laps	5.396	81.66	2:35.204	6
36	46	3	7	Matt GOUGH	Porsche Boxster S	10	26:59.298	2 Laps	5.692	81.37	2:36.461	2
37	20	3	8	Faye NOBLE-EVANS	Porsche Boxster S	10	27:06.505	2 Laps	7.207	81.01	2:35.711	2
38	66	3	9	Vikram SUDERA	Porsche Boxster S	10	27:19.091	2 Laps	12.586	80.39	2:36.085	3
39	38	3	10	Eric BRIDGES	Porsche Boxster S	10	28:20.501	2 Laps	1:01.410	77.49	2:41.655	2
40	28	3	11	Phil GRAHAM	Porsche Boxster S	10	28:38.853	2 Laps	18.352	76.66	2:46.333	9
41	124	3	12	Sarah WOOD	Porsche Boxster S	10	28:43.475	2 Laps	4.622	76.46	2:46.319	5
42	8	3	13	Will TOON	Porsche Boxster S	9	28:04.577	3 Laps	1 Lap	70.40	2:39.777	7
43	125	3	14	Craig HORVATH	Porsche Boxster S	9	28:46.814	3 Laps	42.237	68.68	3:01.610	3

NOT CLASSIFIED

DNF	33	3		Jessica WILKINSON	Porsche Boxster S	9	24:41.616	3 Laps		80.04	2:36.295	6
DNF	77	3		Paul WATSON	Porsche Boxster S	9	25:44.501	3 Laps	1:02.885	76.78	2:41.474	2
DNF	62	1		Neil DELARGY	Porsche 997	8	20:21.963	4 Laps	1 Lap	86.27	2:23.977	6
DNF	52	2		Darren LABBETT	Porsche Boxster S	6	15:24.798	6 Laps	2 Laps	85.49	2:27.919	4
DNF	72	Open		Will CHAPPELL	Porsche 997.1	5	13:56.078	7 Laps	1 Lap	78.80	2:21.363	4
DNF	44	2		Andrew PORTER	Porsche Boxster S	4	10:49.115	8 Laps	1 Lap	81.20	2:26.189	2
DNF	89	1		Tom ATHERTON	Porsche Cayman	1	3:28.476	11 Laps	3 Laps	63.20		
DQ	22	1		Peter EVANS	Porsche 996							

FASTEST LAP

18	Open	Archie HAMILTON	Porsche 992	2	2:09.817	101.51 mph	163.36 kph
14	1	Mark MCALEER	Porsche 997	6	2:19.666	94.35 mph	151.84 kph
69	2	Oliver CHATHAM	Porsche Boxster S	7	2:24.009	91.50 mph	147.26 kph
90	3	Sarah THOMSON	Porsche Boxster S	6	2:32.173	86.59 mph	139.36 kph
111	911	James NEAL	Porsche 911 964	11	2:32.632	86.33 mph	138.94 kph

*Car 22 - Disqualified from race Q12.21.4 for causing a collision.

Race Distance: 12 Laps / 43.92 miles

Silverstone GP: 3.6604 miles

Date: 29/07/2023 Start: 12:54 Finish: 13:21

Weather / Track : Cloudy / Dry

These results are provisional until the conclusion of any judicial and technical matters.

Clerk Of Course : Andy Stevens	Stewards :	Timekeeper : Gethin Rees
--------------------------------	------------	--------------------------

2023 Porsche Club Championship /Boxster Cup/Eden Open Cup & 911 Challenge

RACE 2 - LAP CHART

LAP 1 @ 12:56:44.348			LAP 2 @ 12:58:54.165			LAP 3 @ 13:01:04.101			LAP 4 @ 13:03:15.744			LAP 5 @ 13:05:33.052		
NO	BEHIND	LAP TIME	NO	BEHIND	LAP TIME	NO	BEHIND	LAP TIME	NO	BEHIND	LAP TIME	NO	BEHIND	LAP TIME
18		2:13.402	18		2:09.817	18		2:09.936	18		2:11.643	18		2:17.308
91	2.408	2:15.810	91	3.993	2:11.402	91	6.192	2:12.135	91	6.093	2:11.544	91	0.441	2:11.656
50	4.231	2:17.633	50	5.454	2:11.040	50	6.835	2:11.317	50	6.694	2:11.502	50	1.523	2:12.137
151	6.037	2:19.439	151	12.183	2:15.963	125	1 Lap	3:05.630	8	2 Laps	4:18.632	66	1 Lap	2:39.099
72	8.001	2:21.403	8	1 Lap	4:40.288 P	151	18.509	2:16.262	72	1 Lap	4:01.161	20	1 Lap	2:37.227
106	13.456	2:26.858	106	20.554	2:16.915	106	27.538	2:16.920	28	1 Lap	2:51.961	46	1 Lap	2:37.484
777	16.196	2:29.598	777	24.537	2:18.158	777	31.129	2:16.528	124	1 Lap	2:48.935	55	1 Lap	2:39.179
111	24.050	2:37.452	86	33.233	2:17.367	86	39.373	2:16.076	151	22.193	2:15.327	53	1 Lap	2:37.291
47	24.804	2:38.206	72	35.964	2:37.780 P	11	1:01.685	2:22.823	106	35.478	2:19.583	33	1 Lap	2:38.351
86	25.683	2:39.085	111	46.883	2:32.650	2	1:02.843	2:23.163	777	35.933	2:16.447	90	1 Lap	2:48.260
11	35.828	2:49.230	47	48.482	2:33.495	6	1:03.010	2:23.122	86	44.655	2:16.925	72	1 Lap	2:21.363
2	36.387	2:49.789	11	48.798	2:22.787	9	1:04.482	2:22.533	125	1 Lap	3:01.610	151	20.606	2:15.721
16	38.062	2:51.464	2	49.616	2:23.046	14	1:10.977	2:23.510	11	1:13.097	2:23.055	77	1 Lap	2:44.299
85	38.975	2:52.377	16	49.824	2:21.579	80	1:11.824	2:24.627	2	1:14.030	2:22.830	38	1 Lap	2:44.479
9	39.117	2:52.519	9	51.885	2:22.585	47	1:13.441	2:34.895	16	1:14.425	2:23.058	106	39.962	2:21.792
62	39.583	2:52.985	62	56.629	2:26.863	4	1:13.669	2:24.563	9	1:15.088	2:22.249	777	40.314	2:21.689
22	41.395	2:54.797	80	57.133	2:25.541	69	1:15.271	2:24.795	14	1:20.173	2:20.839	8	2 Laps	2:47.059
80	41.409	2:54.811	14	57.403	2:25.662	62	1:18.214	2:31.521	80	1:24.094	2:23.913	86	44.862	2:17.515
14	41.558	2:54.960	4	59.042	2:25.960	22	1:19.512	2:28.889	4	1:26.289	2:24.263	28	1 Lap	2:49.828
4	42.899	2:56.301	69	1:00.412	2:25.531	85	1:19.758	2:28.707	69	1:30.004	2:26.376	124	1 Lap	2:47.749
69	44.698	2:58.100	22	1:00.559	2:28.981	17	1:20.137	2:28.362	62	1:31.561	2:24.990	11	1:18.473	2:22.684
7	45.031	2:58.433	85	1:00.987	2:31.829	44	1:21.282	2:27.152	85	1:32.812	2:24.697	2	1:19.187	2:22.465
17	45.723	2:59.125	7	1:01.594	2:26.380	7	1:21.808	2:30.150	17	1:33.816	2:25.322	16	1:19.485	2:22.368
44	47.694	3:01.096	17	1:01.711	2:25.805	88	1:22.827	2:27.372	7	1:37.692	2:27.527	9	1:20.555	2:22.775
88	47.761	3:01.163	44	1:04.066	2:26.189	52	1:25.840	2:28.335	88	1:39.335	2:28.151	14	1:23.717	2:20.852
45	48.117	3:01.519	88	1:05.391	2:27.447	15	1:26.791	2:29.768	47	1:41.222	2:39.424	80	1:30.318	2:23.532
15	48.878	3:02.280	45	1:06.659	2:28.359	64	1:26.897	2:28.744	52	1:42.116	2:27.919	4	1:34.099	2:25.118
52	49.191	3:02.593	15	1:06.959	2:27.898	70	1:27.951	2:28.180	15	1:43.027	2:27.879	69	1:37.375	2:24.679
64	49.420	3:02.822	52	1:07.441	2:28.067	111	1:30.252	2:53.305	64	1:43.817	2:28.563	62	1:38.772	2:24.519
70	50.165	3:03.567	64	1:08.089	2:28.486	3	1:30.951	2:30.330	70	1:44.848	2:28.540	85	1:39.612	2:24.108
3	50.205	3:03.607	70	1:09.707	2:29.359	24	1:33.387	2:30.926	3	1:50.744	2:31.436	17	1:40.680	2:24.172
24	51.105	3:04.507	3	1:10.557	2:30.169	10	1:36.071	2:31.858	22	1:51.781	2:43.912 P	7	1:46.663	2:26.279
10	51.926	3:05.328	24	1:12.397	2:31.109	45	1:36.807	2:40.084	24	1:54.154	2:32.410	125	1 Lap	3:03.092
21	53.810	3:07.212	10	1:14.149	2:32.040	21	1:39.507	2:33.184	45	1:55.000	2:29.836	88	1:49.369	2:27.342
5	54.906	3:08.308	21	1:16.259	2:32.266	5	1:40.050	2:32.883	10	1:56.611	2:32.183	52	1:52.933	2:28.125
81	56.414	3:09.816	5	1:17.103	2:32.014	6	1:43.917	2:33.143	111	1:59.179	2:40.570	15	1:53.053	2:27.334
6	57.131	3:10.533	6	1:20.710	2:33.396	81	1:45.807	2:33.745	21	2:00.804	2:32.940	64	1:56.382	2:29.873
66	58.907	3:12.309	81	1:21.998	2:35.401	66	1:51.567	2:36.085	5	2:01.043	2:32.636	70	1:57.083	2:29.543
55	59.141	3:12.543	66	1:25.418	2:36.328	90	1:52.577	2:36.086	44	2:04.317	2:54.678 P	3	2:02.736	2:29.300
20	1:00.252	3:13.654	55	1:25.885	2:36.561	20	1:53.785	2:37.575	6	2:05.255	2:32.981	47	2:03.042	2:39.128
90	1:00.729	3:14.131	20	1:26.146	2:35.711	55	1:54.051	2:38.102	81	2:07.798	2:33.634	45	2:05.153	2:27.461
46	1:01.317	3:14.719	90	1:26.427	2:35.515	46	1:54.813	2:36.788				24	2:08.864	2:32.018
33	1:02.515	3:15.917	46	1:27.961	2:36.461	33	1:57.607	2:37.293						
53	1:02.788	3:16.190	33	1:30.250	2:37.552	53	1:57.932	2:37.272						
38	1:05.122	3:18.524	53	1:30.596	2:37.625	77	2:09.941	2:42.564						
77	1:05.656	3:19.058	38	1:36.960	2:41.655	38	2:10.647	2:43.623						
28	1:08.687	3:22.089	77	1:37.313	2:41.474									
124	1:11.988	3:25.390	28	1:47.646	2:48.776									
89	1:15.074	3:28.476 P	124	1:54.127	2:51.956									
125	1:25.087	3:38.489												

2023 Porsche Club Championship /Boxster Cup/Eden Open Cup & 911 Challenge

RACE 2 - LAP CHART

LAP 6 @ 13:07:43.882			LAP 7 @ 13:09:54.532			LAP 8 @ 13:12:07.018			LAP 9 @ 13:14:23.776			LAP 10 @ 13:16:37.238		
NO	BEHIND	LAP TIME	NO	BEHIND	LAP TIME	NO	BEHIND	LAP TIME	NO	BEHIND	LAP TIME	NO	BEHIND	LAP TIME
18		2:10.830	18		2:10.650	18		2:12.486	18		2:16.758	18		2:13.462
10	1 Lap	2:31.868	52	1 Lap	2:29.759	7	1 Lap	2:26.951	4	1 Lap	2:29.396	80	1 Lap	2:28.201
91	1.220	2:11.609	64	1 Lap	2:27.841	50	11.092	2:16.927	69	1 Lap	2:28.782	125	3 Laps	3:12.086
50	1.900	2:11.207	70	1 Lap	2:27.964	88	1 Lap	2:31.208	8	3 Laps	2:42.606	4	1 Lap	2:27.810
21	1 Lap	2:33.096	50	6.651	2:15.401	15	1 Lap	2:26.225	17	1 Lap	2:29.290	69	1 Lap	2:27.006
5	1 Lap	2:33.444	3	1 Lap	2:31.749	70	1 Lap	2:37.856	85	1 Lap	2:30.361	50	18.230	2:19.110
6	1 Lap	2:35.302	45	1 Lap	2:30.287	64	1 Lap	2:42.289	50	12.582	2:18.248	85	1 Lap	2:28.938
111	1 Lap	2:42.246	47	1 Lap	2:38.699	3	1 Lap	2:33.521	7	1 Lap	2:28.915	17	1 Lap	2:29.665
81	1 Lap	2:36.337	24	1 Lap	2:35.451	45	1 Lap	2:33.316	88	1 Lap	2:27.401	77	2 Laps	2:49.542
151	27.856	2:18.080	10	1 Lap	2:34.283	91	37.752	2:17.440	15	1 Lap	2:27.336	38	2 Laps	2:50.828
66	1 Lap	2:37.101	5	1 Lap	2:32.190	151	40.848	2:20.054	28	2 Laps	2:53.266	8	3 Laps	2:39.777
20	1 Lap	2:37.719	21	1 Lap	2:34.634	24	1 Lap	2:34.193	124	2 Laps	2:50.545	7	1 Lap	2:28.401
46	1 Lap	2:37.115	125	2 Laps	3:05.239	10	1 Lap	2:33.503	62	1 Lap	2:52.690 P	91	37.815	2:14.209
55	1 Lap	2:36.189	91	32.798	2:42.228	47	1 Lap	2:40.288	91	37.068	2:16.074	88	1 Lap	2:29.969
53	1 Lap	2:35.292	151	33.280	2:16.074	5	1 Lap	2:34.574	70	1 Lap	2:33.155	15	1 Lap	2:30.119
33	1 Lap	2:36.715	6	1 Lap	2:34.614	21	1 Lap	2:36.427	45	1 Lap	2:32.817	28	2 Laps	2:47.067
90	1 Lap	2:33.212	111	1 Lap	2:35.057	6	1 Lap	2:34.779	3	1 Lap	2:33.790	124	2 Laps	2:47.053
72	1 Lap	2:34.371 P	81	1 Lap	2:35.158	111	1 Lap	2:38.844	64	1 Lap	2:35.923	70	1 Lap	2:30.065
86	51.216	2:17.184	66	1 Lap	2:36.921	81	1 Lap	2:37.438	151	51.728	2:27.638 P	45	1 Lap	2:32.943
106	52.079	2:22.947	20	1 Lap	2:36.250	86	1:06.558	2:21.036	24	1 Lap	2:31.296	3	1 Lap	2:32.983
777	52.767	2:23.283	55	1 Lap	2:35.855	777	1:13.169	2:24.245	10	1 Lap	2:33.027	64	1 Lap	2:33.554
77	1 Lap	2:44.770	53	1 Lap	2:35.204	106	1:18.265	2:29.914	5	1 Lap	2:34.508	24	1 Lap	2:31.576
38	1 Lap	2:44.207	90	1 Lap	2:32.173	90	1 Lap	2:37.640	21	1 Lap	2:34.101	86	1:17.336	2:19.289
8	2 Laps	2:45.208	46	1 Lap	2:37.471	66	1 Lap	2:40.314	86	1:11.509	2:21.709	777	1:19.548	2:16.364
28	1 Lap	2:46.489	86	58.008	2:17.442	55	1 Lap	2:40.269	47	1 Lap	2:41.327	10	1 Lap	2:32.613
124	1 Lap	2:46.319	33	1 Lap	2:36.295	53	1 Lap	2:40.058	6	1 Lap	2:34.516	5	1 Lap	2:33.617
11	1:30.374	2:22.731	106	1:00.837	2:19.408	33	1 Lap	2:37.395	777	1:16.646	2:20.235	21	1 Lap	2:34.637
2	1:31.071	2:22.714	777	1:01.410	2:19.293	46	1 Lap	2:40.119	106	1:25.896	2:24.389	6	1 Lap	2:35.066
16	1:31.318	2:22.663	77	1 Lap	2:43.916	20	1 Lap	2:50.391	81	1 Lap	2:41.315	106	1:38.660	2:26.226
9	1:32.333	2:22.608	38	1 Lap	2:44.560	125	2 Laps	3:16.771	111	1 Lap	2:43.451	47	1 Lap	2:40.680
14	1:32.553	2:19.666	11	1:42.954	2:23.230	11	1:54.928	2:24.460	90	1 Lap	2:34.144	111	1 Lap	2:34.575
80	1:44.288	2:24.800	2	1:43.912	2:23.491	2	1:55.778	2:24.352	55	1 Lap	2:35.641	81	1 Lap	2:36.697
4	1:47.892	2:24.623	16	1:44.260	2:23.592	16	1:56.143	2:24.369	53	1 Lap	2:37.515	90	1 Lap	2:33.538
69	1:50.727	2:24.182	14	1:44.425	2:22.522	14	1:56.296	2:24.357	66	1 Lap	2:39.922	55	1 Lap	2:35.830
62	1:51.919	2:23.977	9	1:46.005	2:24.322	9	1:57.490	2:23.971	46	1 Lap	2:38.200	53	1 Lap	2:36.016
85	1:52.518	2:23.736	8	2 Laps	2:44.473	77	1 Lap	2:50.258	33	1 Lap	2:39.393	11	2:12.569	2:24.546
17	1:53.474	2:23.624	80	1:58.736	2:25.098	38	1 Lap	2:49.574	20	1 Lap	2:38.338	2	2:13.519	2:24.712
7	2:02.280	2:26.447	28	1 Lap	2:46.656	80	2:14.315	2:28.065	11	2:01.485	2:23.315	16	2:14.262	2:24.997
88	2:05.081	2:26.542	4	2:02.540	2:25.298				2	2:02.269	2:23.249			
15	2:10.455	2:28.232	69	2:04.086	2:24.009				16	2:02.727	2:23.342			
			62	2:05.687	2:24.418				14	2:02.803	2:23.265			
			124	1 Lap	2:49.881				9	2:04.142	2:23.410			
			85	2:06.795	2:24.927									
			17	2:07.340	2:24.516									

2023 Porsche Club Championship /Boxster Cup/Eden Open Cup & 911 Challenge

RACE 2 - LAP CHART

LAP 11 @ 13:18:51.631			LAP 12 @ 13:21:06.534		
NO	BEHIND	LAP TIME	NO	BEHIND	LAP TIME
18		2:14.393	18		2:14.903
14	1 Lap	2:25.133	90	2 Laps	2:32.496
151	1 Lap	3:36.426	151	1 Lap	2:16.420
9	1 Lap	2:24.942	11	1 Lap	2:24.235
46	2 Laps	2:43.716	2	1 Lap	2:25.054
20	2 Laps	2:40.187	14	1 Lap	2:24.502
66	2 Laps	2:56.534	16	1 Lap	2:25.074
50	18.067	2:14.230	55	2 Laps	2:38.041
33	2 Laps	3:02.705 P	9	1 Lap	2:27.618
80	1 Lap	2:25.854	50	15.817	2:12.653
69	1 Lap	2:25.707	53	2 Laps	2:41.143
4	1 Lap	2:27.966	46	2 Laps	2:37.225
85	1 Lap	2:27.211	20	2 Laps	2:39.453
17	1 Lap	2:27.204	80	1 Lap	2:26.588
91	39.463	2:16.041	69	1 Lap	2:25.438
7	1 Lap	2:29.514	91	41.479	2:16.919
88	1 Lap	2:28.972	4	1 Lap	2:26.744
15	1 Lap	2:30.419	66	2 Laps	2:44.478
38	2 Laps	2:46.012	85	1 Lap	2:27.838
8	3 Laps	2:45.649	17	1 Lap	2:27.858
125	3 Laps	3:13.434	7	1 Lap	2:26.624
70	1 Lap	2:30.729	88	1 Lap	2:28.055
86	1:21.907	2:18.964	15	1 Lap	2:28.186
77	2 Laps	3:08.620 P	86	1:23.215	2:16.211
777	1:24.460	2:19.305	777	1:24.291	2:14.734
64	1 Lap	2:31.532	8	3 Laps	2:40.885
45	1 Lap	2:33.191	70	1 Lap	2:30.549
3	1 Lap	2:34.459	64	1 Lap	2:29.063
28	2 Laps	2:46.333	38	2 Laps	2:57.039
124	2 Laps	2:47.567	45	1 Lap	2:31.465
24	1 Lap	2:32.833	3	1 Lap	2:31.716
10	1 Lap	2:32.558	24	1 Lap	2:34.350
5	1 Lap	2:34.179	106	1:57.099	2:24.136
106	1:47.866	2:23.599	10	1 Lap	2:34.601
21	1 Lap	2:33.410	28	2 Laps	2:46.388
6	1 Lap	2:35.467	5	1 Lap	2:34.522
47	1 Lap	2:40.998	124	2 Laps	2:48.080
111	1 Lap	2:33.480	21	1 Lap	2:33.083
81	1 Lap	2:33.638	125	3 Laps	3:10.463
			6	1 Lap	2:34.198
			47	1 Lap	2:36.256
			111	1 Lap	2:32.632
			81	1 Lap	2:33.469

2023 Porsche Club Championship /Boxster Cup/Eden Open Cup & 911 Challenge

RACE 2 - POSITION CHART WITH INTERMEDIATES

No	Name	Lap				
		Pos	L11 - Finish	L11 - Int-M	L11 - Int2-M	L12 - Finish
18	HAMILTON	1	18	18	18	18
91	SLOSS	2	50	50	50	50
86	BIRD	3	91	91	91	91
50	CARROLL	4	86	86	86	86
106	PETO-DIAS	5	777	777	777	777
151	HARRISON	6	106	106	106	106
72	CHAPPELL	7	151			
777	LINGGI	8	11			
111	NEAL	9	2			
47	JOHNSON	10	14			
14	MCALEER	11	16			
11	CALEY	12	9			
16	HARRISON	13	80			
2	MORRIS	14	69			
9	DYER	15	4			
85	BAYSTON	16	85			
80	CALEY	17	17			
62	DELARGY	18	7			
22	EVANS	19	88			
69	CHATHAM	20	15			
7	WALKER	21	70			
17	MUGGERIDGE	22	64			
4	TOON	23	45			
44	PORTER	24	3			
15	KHAN	25	24			
45	SEAGRAVE	26	10			
88	SIMPSON	27	5			
64	BLACKER	28	21			
52	LABBETT	29	6			
70	ARCHER	30	47			
5	RICHARDSON	31	111			
3	MORRIS	32	81			
24	HAZELTON	33				
89	ATHERTON	34				
10	MORRIS	35				
21	LOVELL	36				
90	THOMSON	37				
81	DARLING	38				
6	THOMPSON	39				
46	GOUGH	40				
20	NOBLE-EVANS	41				
55	ADAMS	42				
66	SUDERA	43				
33	WILKINSON	44				
8	TOON	45				

2023 Porsche Club Championship /Boxster Cup/Eden Open Cup & 911 Challenge

RACE 2 - POSITION CHART WITH INTERMEDIATES

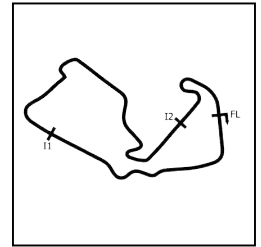
No	Name	Lap																																		
		Pos	L0 - Int1-M	L0 - Int2-M	L1 - Finish	L1 - Int1-M	L1 - Int2-M	L2 - Finish	L2 - Int1-M	L2 - Int2-M	L3 - Finish	L3 - Int1-M	L3 - Int2-M	L4 - Finish	L4 - Int1-M	L4 - Int2-M	L5 - Finish	L5 - Int1-M	L5 - Int2-M	L6 - Finish	L6 - Int1-M	L6 - Int2-M	L7 - Finish	L7 - Int1-M	L7 - Int2-M	L8 - Finish	L8 - Int1-M	L8 - Int2-M	L9 - Finish	L9 - Int1-M	L9 - Int2-M	L10 - Finish	L10 - Int1-M	L10 - Int2-M		
38	BRIDGES	46	53	77	77	77	28	28	28	72	72	72	28	28	124	124	125	125	8	125	8	8	8													
53	GREGORY	47	77	89	28	28	124	124	124	124	28	28	124	124	125	125	8	8	8																	
77	WATSON	48	28	28	124	124	125	125	72	125	124	124	125	125	8	8																				
28	GRAHAM	49	124	124	125	125	8	8	125	8	125	125	8	8																						
124	WOOD	50	125	125	8	8	8	8																												
125	HORVATH	51	8	8																																

2023 Porsche Club Championship /Boxster Cup/Eden Open Cup & 911 Challenge
RACE 2 - POSITION CHART WITH INTERMEDIATES

No	Name	Lap	L11 - Finish	L11 - Int-M	L11 - Int2-M	L12 - Finish
		Pos				
38	BRIDGES	46				
53	GREGORY	47				
77	WATSON	48				
28	GRAHAM	49				
124	WOOD	50				
125	HORVATH	51				

2023 Porsche Club Championship /Boxster Cup/Eden Open Cup & 911 Challenge

RACE 2 - SECTOR ANALYSIS



SECTOR 1 = FL to I1, SECTOR 2 = I1 to I2, SECTOR 3 = I2 to FL, DIFF = Difference To Personal Best Lap, P = Crossed Finish Line in Pit Lane, D = Time Disallowed

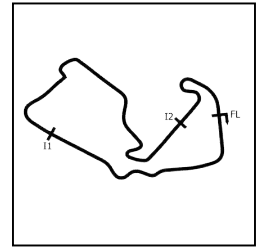
P1		18 Open		Archie HAMILTON		Porsche 992				
IDEAL LAP TIME : 2:09.579		BEST LAP TIME : 2:09.817		DIFFERENCE : 0.238						
LAP	SECTOR 1	SECTOR 2	SECTOR 3	LAP TIME	MPH	DIFF	TIME OF DAY			
1 -		150.4	1:07.959	147.8	23.605	136.4	2:13.402	98.78	3.585	12:56:44.348
2 -	39.397	151.4	1:06.865	145.8	23.555	136.7	2:09.817 (1)	101.51		12:58:54.165
3 -	39.228	151.4	1:07.017	147.4	23.691	137.0	2:09.936 (2)	101.41	0.119	13:01:04.101
4 -	39.384	151.8	1:08.773	146.8	23.486	137.2	2:11.643	100.10	1.826	13:03:15.744
5 -	40.801	151.8	1:10.831	146.2	25.676	136.4	2:17.308	95.97	7.491	13:05:33.052
6 -	39.244	152.1	1:08.007	145.5	23.579	132.8	2:10.830	100.72	1.013	13:07:43.882
7 -	39.460	151.1	1:07.196	146.8	23.994	125.7	2:10.650 (3)	100.86	0.833	13:09:54.532
8 -	40.468	152.5	1:08.022	147.8	23.996	124.5	2:12.486	99.46	2.669	13:12:07.018
9 -	42.879	149.4	1:09.412	143.3	24.467	131.5	2:16.758	96.35	6.941	13:14:23.776
10 -	41.009	151.8	1:08.089	145.5	24.364	135.0	2:13.462	98.73	3.645	13:16:37.238
11 -	39.541	151.8	1:08.612	144.0	26.240	129.9	2:14.393	98.05	4.576	13:18:51.631
12 -	41.227	151.8	1:09.087	146.2	24.589	133.1	2:14.903	97.68	5.086	13:21:06.534

P2		50 Open		Dallas CARROLL		Porsche 991.2 Cup				
IDEAL LAP TIME : 2:10.400		BEST LAP TIME : 2:11.040		DIFFERENCE : 0.640						
LAP	SECTOR 1	SECTOR 2	SECTOR 3	LAP TIME	MPH	DIFF	TIME OF DAY			
1 -		151.8	1:08.436	149.1	23.713	138.1	2:17.633	95.74	6.593	12:56:48.579
2 -	39.444	153.5	1:07.398	149.1	24.198	137.2	2:11.040 (1)	100.56		12:58:59.619
3 -	39.469	153.2	1:07.707	148.1	24.141	137.2	2:11.317 (3)	100.35	0.277	13:01:10.936
4 -	39.853	153.2	1:08.091	148.1	23.558	139.0	2:11.502	100.20	0.462	13:03:22.438
5 -	39.833	153.5	1:07.694	148.4	24.610	127.2	2:12.137	99.72	1.097	13:05:34.575
6 -	39.630	153.5	1:07.399	149.4	24.178	137.8	2:11.207 (2)	100.43	0.167	13:07:45.782
7 -	40.929	154.2	1:10.191	145.5	24.281	131.5	2:15.401	97.32	4.361	13:10:01.183
8 -	44.240	151.1	1:08.358	147.8	24.329	126.9	2:16.927	96.23	5.887	13:12:18.110
9 -	41.941	151.8	1:10.881	144.0	25.426	126.4	2:18.248	95.31	7.208	13:14:36.358
10 -	42.352	152.8	1:12.096	147.1	24.662	134.4	2:19.110	94.72	8.070	13:16:55.468
11 -	41.507	152.5	1:07.968	146.8	24.755	137.0	2:14.230	98.17	3.190	13:19:09.698
12 -	39.602	152.5	1:08.372	146.5	24.679	136.4	2:12.653	99.34	1.613	13:21:22.351

P3		91 Open		Jodie SLOSS		Porsche 991				
IDEAL LAP TIME : 2:10.704		BEST LAP TIME : 2:11.402		DIFFERENCE : 0.698						
LAP	SECTOR 1	SECTOR 2	SECTOR 3	LAP TIME	MPH	DIFF	TIME OF DAY			
1 -		146.8	1:07.805	147.1	23.943	135.3	2:15.810	97.03	4.408	12:56:46.756
2 -	39.674	149.1	1:07.138	146.5	24.590	134.7	2:11.402 (1)	100.28		12:58:58.158
3 -	40.009	149.4	1:07.573	147.4	24.553	134.2	2:12.135	99.72	0.733	13:01:10.293
4 -	40.005	149.1	1:07.612	147.4	23.927	134.7	2:11.544 (2)	100.17	0.142	13:03:21.837
5 -	40.217	149.1	1:07.295	144.3	24.144	135.5	2:11.656	100.09	0.254	13:05:33.493
6 -	39.682	150.8	1:08.035	145.2	23.892	135.3	2:11.609 (3)	100.12	0.207	13:07:45.102
7 -	40.825	150.4	1:36.355	133.9	25.048	134.4	2:42.228	81.23	30.826	13:10:27.330
8 -	43.318	148.4	1:09.737	140.9	24.385	134.7	2:17.440	95.88	6.038	13:12:44.770
9 -	42.758	146.8	1:08.888	145.5	24.428	134.2	2:16.074	96.84	4.672	13:15:00.844
10 -	40.729	149.4	1:08.329	142.7	25.151	133.1	2:14.209	98.18	2.807	13:17:15.053
11 -	41.634	146.8	1:09.700	141.8	24.707	134.4	2:16.041	96.86	4.639	13:19:31.094
12 -	41.325	145.8	1:09.619	140.9	25.975	118.2	2:16.919	96.24	5.517	13:21:48.013

2023 Porsche Club Championship /Boxster Cup/Eden Open Cup & 911 Challenge

RACE 2 - SECTOR ANALYSIS



SECTOR 1 = FL to I1, SECTOR 2 = I1 to I2, SECTOR 3 = I2 to FL, DIFF = Difference To Personal Best Lap, P = Crossed Finish Line in Pit Lane, D = Time Disallowed

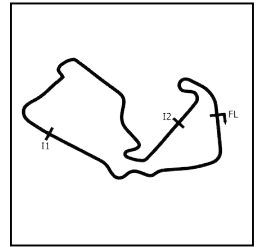
P4 86 Open Kevin BIRD		Porsche								
IDEAL LAP TIME : 2:15.504		BEST LAP TIME : 2:16.076		DIFFERENCE : 0.572						
LAP	SECTOR 1	SECTOR 2	SECTOR 3	LAP TIME	MPH	DIFF	TIME OF DAY			
1 -		144.0	1:09.712	143.0	24.958	132.5	2:39.085	82.83	23.009	12:57:10.031
2 -	42.501	145.5	1:09.912	142.4	24.954	132.0	2:17.367	95.93	1.291	12:59:27.398
3 -	41.595	146.2	1:09.524	142.7	24.957	132.3	2:16.076 (1)	96.84		13:01:43.474
4 -	41.311	145.8	1:10.668	142.1	24.946	131.7	2:16.925 (3)	96.24	0.849	13:04:00.399
5 -	42.314	145.8	1:10.440	138.6	24.761	132.3	2:17.515	95.82	1.439	13:06:17.914
6 -	41.230	147.1	1:11.040	141.2	24.914	131.7	2:17.184	96.05	1.108	13:08:35.098
7 -	41.715	146.2	1:10.333	142.7	25.394	127.7	2:17.442	95.87	1.366	13:10:52.540
8 -	45.745	145.2	1:10.190	141.8	25.101	125.2	2:21.036	93.43	4.960	13:13:13.576
9 -	45.000	144.6	1:10.514	143.7	26.195	106.2	2:21.709	92.99	5.633	13:15:35.285
10 -	42.921	145.8	1:10.017	140.3	26.351	118.7	2:19.289	94.60	3.213	13:17:54.574
11 -	41.306	147.8	1:12.269	141.8	25.389	131.0	2:18.964	94.82	2.888	13:20:13.538
12 -	41.470	147.1	1:09.991	140.6	24.750	131.7	2:16.211 (2)	96.74	0.135	13:22:29.749

P5 777 Open Adrian LINGGI		Porsche 991.1 Cup								
IDEAL LAP TIME : 2:14.116		BEST LAP TIME : 2:14.734		DIFFERENCE : 0.618						
LAP	SECTOR 1	SECTOR 2	SECTOR 3	LAP TIME	MPH	DIFF	TIME OF DAY			
1 -		139.8	1:13.526	141.2	24.853	129.7	2:29.598	88.08	14.864	12:57:00.544
2 -	42.215	143.7	1:10.980	139.8	24.963	125.9	2:18.158	95.38	3.424	12:59:18.702
3 -	41.572	145.5	1:10.465	140.9	24.491	129.4	2:16.528	96.52	1.794	13:01:35.230
4 -	40.960	146.2	1:10.076	141.5	25.411	130.7	2:16.447 (3)	96.57	1.713	13:03:51.677
5 -	41.818	146.2	1:14.023	140.6	25.848	124.3	2:21.689	93.00	6.955	13:06:13.366
6 -	42.402	146.2	1:15.885	141.2	24.996	129.7	2:23.283	91.97	8.549	13:08:36.649
7 -	42.140	147.8	1:11.821	138.9	25.332	119.3	2:19.293	94.60	4.559	13:10:55.942
8 -	45.002	145.2	1:13.779	143.0	25.464	114.3	2:24.245	91.35	9.511	13:13:20.187
9 -	42.336	147.1	1:11.970	140.9	25.929	115.1	2:20.235	93.96	5.501	13:15:40.422
10 -	41.921	147.8	1:08.792	142.4	25.651	128.4	2:16.364 (2)	96.63	1.630	13:17:56.786
11 -	41.432	145.5	1:13.273	138.6	24.600	131.5	2:19.305	94.59	4.571	13:20:16.091
12 -	41.368	147.4	1:09.002	142.4	24.364	131.7	2:14.734 (1)	97.80		13:22:30.825

P6 106 Open Hasi PETO-DIAS		Porsche 991								
IDEAL LAP TIME : 2:15.771		BEST LAP TIME : 2:16.915		DIFFERENCE : 1.144						
LAP	SECTOR 1	SECTOR 2	SECTOR 3	LAP TIME	MPH	DIFF	TIME OF DAY			
1 -		145.5	1:10.396	142.4	24.541	133.6	2:26.858	89.73	9.943	12:56:57.804
2 -	41.295	147.4	1:10.084	141.8	25.536	132.3	2:16.915 (1)	96.24		12:59:14.719
3 -	41.642	148.1	1:10.886	143.7	24.392	134.4	2:16.920 (2)	96.24	0.005	13:01:31.639
4 -	41.778	145.2	1:12.584	140.3	25.221	132.3	2:19.583	94.40	2.668	13:03:51.222
5 -	41.912	146.2	1:14.022	142.7	25.858	130.4	2:21.792	92.93	4.877	13:06:13.014
6 -	42.399	147.4	1:14.593	141.8	25.955	132.0	2:22.947	92.18	6.032	13:08:35.961
7 -	42.476	147.8	1:11.866	140.3	25.066	125.7	2:19.408 (3)	94.52	2.493	13:10:55.369
8 -	46.409	146.8	1:17.444	136.1	26.061	123.8	2:29.914	87.90	12.999	13:13:25.283
9 -	43.777	145.2	1:14.924	137.5	25.688	128.1	2:24.389	91.26	7.474	13:15:49.672
10 -	44.222	147.8	1:13.574	140.1	28.430	117.8	2:26.226	90.11	9.311	13:18:15.898
11 -	44.287	146.5	1:13.179	130.8	26.133	127.7	2:23.599	91.76	6.684	13:20:39.497
12 -	43.246	146.2	1:15.170	138.6	25.720	131.2	2:24.136	91.42	7.221	13:23:03.633

2023 Porsche Club Championship /Boxster Cup/Eden Open Cup & 911 Challenge

RACE 2 - SECTOR ANALYSIS



SECTOR 1 = FL to I1, SECTOR 2 = I1 to I2, SECTOR 3 = I2 to FL, DIFF = Difference To Personal Best Lap, P = Crossed Finish Line in Pit Lane, D = Time Disallowed

P7 151 Open		David HARRISON		Porsche									
IDEAL LAP TIME : 2:13.421		BEST LAP TIME : 2:15.327		DIFFERENCE : 1.906									
LAP	SECTOR 1	SECTOR 2	SECTOR 3	LAP TIME	MPH	DIFF	TIME OF DAY						
1 -		146.2	1:10.123	144.6	24.323	132.0	2:19.439	94.50	4.112	12:56:50.385			
2 -	41.386	146.2	1:09.973	144.0	24.604	132.0	2:15.963 (3)	96.92	0.636	12:59:06.348			
3 -	42.025	146.2	1:09.675	143.7	24.562	131.7	2:16.262	96.70	0.935	13:01:22.610			
4 -	41.695	146.5	1:09.246	144.3	24.386	131.2	2:15.327 (1)	97.37		13:03:37.937			
5 -	41.404	147.1	1:08.870	141.8	25.447	132.3	2:15.721 (2)	97.09	0.394	13:05:53.658			
6 -	41.218	148.7	1:10.630	141.5	26.232	125.0	2:18.080	95.43	2.753	13:08:11.738			
7 -	41.200	147.4	1:10.253	140.6	24.621	133.6	2:16.074	96.84	0.747	13:10:27.812			
8 -	46.992	147.4	1:08.898	144.0	24.164	132.8	2:20.054	94.09	4.727	13:12:47.866			
9 -	41.419	147.8	1:11.106	92.4	IN PIT		2:27.638 P	89.25	12.311	13:15:15.504			
10 -	OUTLAP	146.2	1:08.228	138.0	25.368	129.9	3:36.426	60.88	1:21.099	13:18:51.930			
11 -	42.467	147.8	1:09.960	144.0	23.993	132.3	2:16.420	96.59	1.093	13:21:08.350			

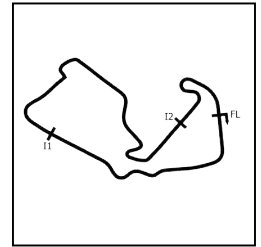
P8 11 1		James CALEY		Porsche 997									
IDEAL LAP TIME : 2:22.154		BEST LAP TIME : 2:22.684		DIFFERENCE : 0.530									
LAP	SECTOR 1	SECTOR 2	SECTOR 3	LAP TIME	MPH	DIFF	TIME OF DAY						
1 -		134.2	1:13.172	130.3	25.991	118.2	2:49.230	77.86	26.546	12:57:20.176			
2 -	43.945	134.7	1:12.930	130.5	25.912	120.2	2:22.787 (3)	92.28	0.103	12:59:42.963			
3 -	44.454	135.0	1:12.459	130.5	25.910	120.0	2:22.823	92.26	0.139	13:02:05.786			
4 -	43.996	136.1	1:13.062	129.8	25.997	121.1	2:23.055	92.11	0.371	13:04:28.841			
5 -	44.047	135.0	1:12.598	131.0	26.039	120.2	2:22.684 (1)	92.35		13:06:51.525			
6 -	43.785	135.8	1:12.931	130.3	26.015	120.8	2:22.731 (2)	92.32	0.047	13:09:14.256			
7 -	44.145	135.8	1:12.894	130.8	26.191	119.7	2:23.230	92.00	0.546	13:11:37.486			
8 -	45.038	135.5	1:13.109	131.0	26.313	120.0	2:24.460	91.22	1.776	13:14:01.946			
9 -	44.142	136.1	1:13.174	130.8	25.999	120.8	2:23.315	91.94	0.631	13:16:25.261			
10 -	43.927	135.8	1:13.508	129.8	27.111	120.0	2:24.546	91.16	1.862	13:18:49.807			
11 -	43.835	136.9	1:13.652	129.8	26.748	117.6	2:24.235	91.36	1.551	13:21:14.042			

P9 2 1		Peter MORRIS		Porsche 997									
IDEAL LAP TIME : 2:22.076		BEST LAP TIME : 2:22.465		DIFFERENCE : 0.389									
LAP	SECTOR 1	SECTOR 2	SECTOR 3	LAP TIME	MPH	DIFF	TIME OF DAY						
1 -		135.5	1:13.402	131.8	26.062	116.3	2:49.789	77.61	27.324	12:57:20.735			
2 -	43.742	137.2	1:13.064	131.3	26.240	119.5	2:23.046	92.12	0.581	12:59:43.781			
3 -	44.031	137.2	1:13.252	130.8	25.880	118.9	2:23.163	92.04	0.698	13:02:06.944			
4 -	43.220	137.7	1:13.707	131.3	25.903	120.2	2:22.830 (3)	92.26	0.365	13:04:29.774			
5 -	43.394	137.2	1:13.279	131.8	25.792	120.6	2:22.465 (1)	92.49		13:06:52.239			
6 -	43.439	137.5	1:13.220	131.8	26.055	119.5	2:22.714 (2)	92.33	0.249	13:09:14.953			
7 -	44.220	137.5	1:13.086	131.3	26.185	119.5	2:23.491	91.83	1.026	13:11:38.444			
8 -	44.739	135.8	1:13.695	131.0	25.918	120.6	2:24.352	91.28	1.887	13:14:02.796			
9 -	43.856	136.3	1:13.234	130.5	26.159	119.7	2:23.249	91.99	0.784	13:16:26.045			
10 -	43.800	136.3	1:14.187	129.8	26.725	120.4	2:24.712	91.06	2.247	13:18:50.757			
11 -	44.226	138.0	1:14.627	129.0	26.201	120.4	2:25.054	90.84	2.589	13:21:15.811			

P10 14 1		Mark MCALEER		Porsche 997									
IDEAL LAP TIME : 2:19.666		BEST LAP TIME : 2:19.666		DIFFERENCE : 0.000									
LAP	SECTOR 1	SECTOR 2	SECTOR 3	LAP TIME	MPH	DIFF	TIME OF DAY						
1 -		136.1	1:15.434	132.6	26.013	116.6	2:54.960	75.31	35.294	12:57:25.906			
2 -	43.789	137.7	1:15.770	118.5	26.103	122.0	2:25.662	90.46	5.996	12:59:51.568			
3 -	43.227	138.6	1:14.509	129.0	25.774	122.2	2:23.510	91.82	3.844	13:02:15.078			
4 -	42.892	137.5	1:12.180	132.3	25.767	121.7	2:20.839 (2)	93.56	1.173	13:04:35.917			
5 -	43.054	137.7	1:12.200	132.6	25.598	122.2	2:20.852 (3)	93.55	1.186	13:06:56.769			
6 -	42.487	138.9	1:11.676	133.6	25.503	122.4	2:19.666 (1)	94.35		13:09:16.435			
7 -	43.957	139.2	1:12.126	134.2	26.439	115.3	2:22.522	92.46	2.856	13:11:38.957			
8 -	44.766	137.7	1:13.533	133.4	26.058	121.5	2:24.357	91.28	4.691	13:14:03.314			
9 -	43.743	139.2	1:13.476	133.4	26.046	120.8	2:23.265	91.98	3.599	13:16:26.579			
10 -	43.694	140.3	1:14.349	133.1	27.090	120.8	2:25.133	90.79	5.467	13:18:51.712			
11 -	43.512	139.8	1:15.157	132.6	25.833	120.6	2:24.502	91.19	4.836	13:21:16.214			

2023 Porsche Club Championship /Boxster Cup/Eden Open Cup & 911 Challenge

RACE 2 - SECTOR ANALYSIS



SECTOR 1 = FL to I1, SECTOR 2 = I1 to I2, SECTOR 3 = I2 to FL, DIFF = Difference To Personal Best Lap, P = Crossed Finish Line in Pit Lane, D = Time Disallowed

P11 16 1		Kevin HARRISON		Porsche 996						
IDEAL LAP TIME : 2:21.105		BEST LAP TIME : 2:21.579		DIFFERENCE : 0.474						
LAP	SECTOR 1		SECTOR 2		SECTOR 3		LAP TIME	MPH	DIFF	TIME OF DAY
1 -		125.4	1:14.567	129.3	25.729	119.3	2:51.464	76.85	29.885	12:57:22.410
2 -	43.339	134.7	1:12.076	131.0	26.164	120.2	2:21.579 (1)	93.07		12:59:43.989
3 -	44.255	135.5	1:12.988	130.3	25.879	120.4	2:23.122	92.07	1.543	13:02:07.111
4 -	43.584	136.1	1:13.709	131.3	25.765	120.0	2:23.058	92.11	1.479	13:04:30.169
5 -	43.483	135.0	1:13.076	132.3	25.809	120.2	2:22.368 (2)	92.56	0.789	13:06:52.537
6 -	43.330	136.6	1:13.357	132.1	25.976	120.0	2:22.663 (3)	92.37	1.084	13:09:15.200
7 -	44.981	134.7	1:12.562	132.3	26.049	115.9	2:23.592	91.77	2.013	13:11:38.792
8 -	44.820	135.2	1:13.443	130.0	26.106	119.1	2:24.369	91.27	2.790	13:14:03.161
9 -	43.703	136.1	1:13.211	131.5	26.428	116.8	2:23.342	91.93	1.763	13:16:26.503
10 -	43.640	135.8	1:14.057	130.0	27.300	119.1	2:24.997	90.88	3.418	13:18:51.500
11 -	44.939	133.9	1:14.436	131.0	25.699	120.4	2:25.074	90.83	3.495	13:21:16.574

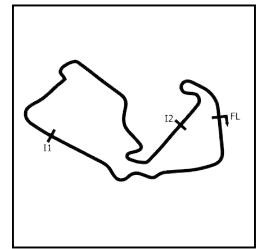
P12 9 1		Chris DYER		Porsche Cayman						
IDEAL LAP TIME : 2:21.861		BEST LAP TIME : 2:22.249		DIFFERENCE : 0.388						
LAP	SECTOR 1		SECTOR 2		SECTOR 3		LAP TIME	MPH	DIFF	TIME OF DAY
1 -		133.9	1:15.172	129.0	25.967	116.8	2:52.519	76.38	30.270	12:57:23.465
2 -	43.670	132.1	1:12.962	127.5	25.953	115.5	2:22.585 (3)	92.42	0.336	12:59:46.050
3 -	43.587	133.9	1:12.902	127.8	26.044	115.1	2:22.533 (2)	92.45	0.284	13:02:08.583
4 -	43.569	131.3	1:12.905	129.3	25.775	116.3	2:22.249 (1)	92.63		13:04:30.832
5 -	43.184	133.6	1:13.638	129.0	25.953	114.7	2:22.775	92.29	0.526	13:06:53.607
6 -	43.378	132.6	1:13.307	128.3	25.923	115.9	2:22.608	92.40	0.359	13:09:16.215
7 -	44.805	133.4	1:13.647	127.5	25.870	115.7	2:24.322	91.30	2.073	13:11:40.537
8 -	44.299	131.3	1:13.867	128.5	25.805	116.3	2:23.971	91.53	1.722	13:14:04.508
9 -	43.957	131.8	1:13.444	128.0	26.009	115.9	2:23.410	91.88	1.161	13:16:27.918
10 -	43.557	132.1	1:14.185	128.3	27.200	110.9	2:24.942	90.91	2.693	13:18:52.860
11 -	43.757	133.6	1:17.452	119.6	26.409	113.9	2:27.618	89.26	5.369	13:21:20.478

P13 80 1		Bill CALEY		Porsche Cayman						
IDEAL LAP TIME : 2:23.428		BEST LAP TIME : 2:23.532		DIFFERENCE : 0.104						
LAP	SECTOR 1		SECTOR 2		SECTOR 3		LAP TIME	MPH	DIFF	TIME OF DAY
1 -		132.3	1:15.253	129.8	26.649	115.9	2:54.811	75.38	31.279	12:57:25.757
2 -	44.552	134.2	1:14.979	126.3	26.010	118.0	2:25.541	90.54	2.009	12:59:51.298
3 -	44.462	133.6	1:13.961	125.4	26.204	118.0	2:24.627 (3)	91.11	1.095	13:02:15.925
4 -	44.500	131.8	1:13.411	127.5	26.002	117.0	2:23.913 (2)	91.56	0.381	13:04:39.838
5 -	44.343	130.8	1:13.083	126.8	26.106	117.4	2:23.532 (1)	91.81		13:07:03.370
6 -	45.169	131.5	1:13.404	126.3	26.227	117.4	2:24.800	91.00	1.268	13:09:28.170
7 -	45.033	130.5	1:13.806	128.0	26.259	114.7	2:25.098	90.81	1.566	13:11:53.268
8 -	46.008	131.3	1:15.555	127.0	26.502	116.8	2:28.065	89.00	4.533	13:14:21.333
9 -	47.020	130.8	1:14.324	126.6	26.857	117.2	2:28.201	88.91	4.669	13:16:49.534
10 -	44.763	131.3	1:14.549	125.2	26.542	114.9	2:25.854	90.34	2.322	13:19:15.388
11 -	44.736	131.5	1:14.825	125.2	27.027	113.5	2:26.588	89.89	3.056	13:21:41.976

P14 69 2		Oliver CHATHAM		Porsche Boxster S						
IDEAL LAP TIME : 2:23.867		BEST LAP TIME : 2:24.009		DIFFERENCE : 0.142						
LAP	SECTOR 1		SECTOR 2		SECTOR 3		LAP TIME	MPH	DIFF	TIME OF DAY
1 -		127.8	1:17.213	123.3	26.199	111.0	2:58.100	73.99	34.091	12:57:29.046
2 -	44.136	126.3	1:14.859	123.1	26.536	111.2	2:25.531	90.54	1.522	12:59:54.577
3 -	44.731	124.9	1:13.732	122.6	26.332	111.8	2:24.795	91.00	0.786	13:02:19.372
4 -	45.766	123.8	1:14.284	121.7	26.326	111.0	2:26.376	90.02	2.367	13:04:45.748
5 -	44.513	125.2	1:13.828	122.2	26.338	110.5	2:24.679 (3)	91.08	0.670	13:07:10.427
6 -	44.372	125.2	1:13.565	122.4	26.245	111.2	2:24.182 (2)	91.39	0.173	13:09:34.609
7 -	44.215	125.2	1:13.628	123.1	26.166	110.7	2:24.009 (1)	91.50		13:11:58.618
8 -	47.582	124.5	1:14.766	123.5	26.434	111.4	2:28.782	88.57	4.773	13:14:27.400
9 -	45.207	126.6	1:14.213	122.4	27.586	95.5	2:27.006	89.64	2.997	13:16:54.406
10 -	45.262	124.7	1:13.919	121.1	26.526	110.7	2:25.707	90.44	1.698	13:19:20.113
11 -	44.579	124.9	1:14.378	120.9	26.481	110.5	2:25.438	90.60	1.429	13:21:45.551

2023 Porsche Club Championship /Boxster Cup/Eden Open Cup & 911 Challenge

RACE 2 - SECTOR ANALYSIS



SECTOR 1 = FL to I1, SECTOR 2 = I1 to I2, SECTOR 3 = I2 to FL, DIFF = Difference To Personal Best Lap, P = Crossed Finish Line in Pit Lane, D = Time Disallowed

P15		4 1		Andy TOON		Porsche Cayman				
IDEAL LAP TIME : 2:23.977		BEST LAP TIME : 2:24.263		DIFFERENCE : 0.286						
LAP	SECTOR 1		SECTOR 2		SECTOR 3		LAP TIME	MPH	DIFF	TIME OF DAY
1 -		132.3	1:15.904	127.5	26.380	114.9	2:56.301	74.74	32.038	12:57:27.247
2 -	44.396	132.1	1:15.127	125.9	26.437	114.7	2:25.960	90.28	1.697	12:59:53.207
3 -	43.989	131.3	1:13.672	126.1	26.902	115.9	2:24.563 (2)	91.15	0.300	13:02:17.770
4 -	44.263	131.0	1:13.639	125.6	26.361	114.7	2:24.263 (1)	91.34		13:04:42.033
5 -	44.257	130.5	1:14.309	125.4	26.552	114.5	2:25.118	90.80	0.855	13:07:07.151
6 -	44.264	130.5	1:13.755	125.4	26.604	114.9	2:24.623 (3)	91.11	0.360	13:09:31.774
7 -	44.264	129.8	1:13.627	124.2	27.407	101.4	2:25.298	90.69	1.035	13:11:57.072
8 -	48.757	129.5	1:14.105	124.5	26.534	115.5	2:29.396	88.20	5.133	13:14:26.468
9 -	45.676	130.0	1:14.083	123.3	28.051	86.6	2:27.810	89.15	3.547	13:16:54.278
10 -	47.253	129.0	1:14.075	124.0	26.638	114.7	2:27.966	89.05	3.703	13:19:22.244
11 -	44.275	130.0	1:13.773	124.2	28.696	113.5	2:26.744	89.80	2.481	13:21:48.988

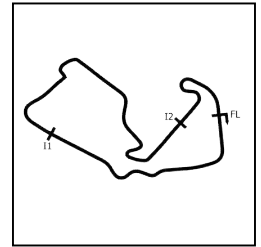
P16		85 1		Richard BAYSTON		Porsche 996				
IDEAL LAP TIME : 2:23.298		BEST LAP TIME : 2:23.736		DIFFERENCE : 0.438						
LAP	SECTOR 1		SECTOR 2		SECTOR 3		LAP TIME	MPH	DIFF	TIME OF DAY
1 -		131.0	1:14.781	124.9	26.579	116.6	2:52.377	76.44	28.641	12:57:23.323
2 -	44.834	131.5	1:20.867	127.5	26.128	116.1	2:31.829	86.79	8.093	12:59:55.152
3 -	44.846	133.4	1:17.115	125.9	26.746	116.3	2:28.707	88.61	4.971	13:02:23.859
4 -	44.044	131.8	1:14.524	127.0	26.129	115.7	2:24.697 (3)	91.07	0.961	13:04:48.556
5 -	44.553	131.8	1:13.476	126.8	26.079	116.8	2:24.108 (2)	91.44	0.372	13:07:12.664
6 -	43.753	134.2	1:13.914	128.5	26.069	117.6	2:23.736 (1)	91.68		13:09:36.400
7 -	43.959	133.6	1:14.045	126.3	26.923	100.7	2:24.927	90.92	1.191	13:12:01.327
8 -	48.399	132.1	1:15.326	126.1	26.636	117.0	2:30.361	87.64	6.625	13:14:31.688
9 -	45.616	131.3	1:16.932	124.9	26.390	116.1	2:28.938	88.47	5.202	13:17:00.626
10 -	44.653	131.8	1:15.681	125.2	26.877	116.8	2:27.211	89.51	3.475	13:19:27.837
11 -	44.891	131.3	1:15.406	123.1	27.541	115.5	2:27.838	89.13	4.102	13:21:55.675

P17		17 1		Andrew MUGGERIDGE		Porsche 996				
IDEAL LAP TIME : 2:23.184		BEST LAP TIME : 2:23.624		DIFFERENCE : 0.440						
LAP	SECTOR 1		SECTOR 2		SECTOR 3		LAP TIME	MPH	DIFF	TIME OF DAY
1 -		130.5	1:17.911	128.5	26.192	115.9	2:59.125	73.56	35.501	12:57:30.071
2 -	44.324	132.1	1:15.155	129.3	26.326	115.9	2:25.805	90.37	2.181	12:59:55.876
3 -	44.794	133.1	1:16.864	127.5	26.704	117.0	2:28.362	88.82	4.738	13:02:24.238
4 -	44.275	133.4	1:14.861	126.1	26.186	115.7	2:25.322	90.67	1.698	13:04:49.560
5 -	43.770	132.8	1:14.029	129.0	26.373	116.1	2:24.172 (2)	91.40	0.548	13:07:13.732
6 -	44.045	132.6	1:13.314	129.0	26.265	116.3	2:23.624 (1)	91.75		13:09:37.356
7 -	44.051	133.1	1:13.228	130.3	27.237	98.7	2:24.516 (3)	91.18	0.892	13:12:01.872
8 -	48.360	132.6	1:14.448	126.6	26.482	115.7	2:29.290	88.26	5.666	13:14:31.162
9 -	46.675	130.8	1:16.596	126.6	26.394	116.6	2:29.665	88.04	6.041	13:17:00.827
10 -	44.853	133.6	1:15.354	128.0	26.997	117.0	2:27.204	89.52	3.580	13:19:28.031
11 -	44.962	131.0	1:15.273	125.2	27.623	115.7	2:27.858	89.12	4.234	13:21:55.889

P18		7 2		Christian WALKER		Porsche Boxster S				
IDEAL LAP TIME : 2:25.849		BEST LAP TIME : 2:26.279		DIFFERENCE : 0.430						
LAP	SECTOR 1		SECTOR 2		SECTOR 3		LAP TIME	MPH	DIFF	TIME OF DAY
1 -		124.5	1:17.209	119.8	26.570	110.5	2:58.433	73.85	32.154	12:57:29.379
2 -	44.400	124.9	1:15.209	121.3	26.771	111.0	2:26.380 (2)	90.02	0.101	12:59:55.759
3 -	44.911	125.6	1:17.683	119.4	27.556	108.8	2:30.150	87.76	3.871	13:02:25.909
4 -	44.574	125.6	1:15.795	120.6	27.158	109.4	2:27.527	89.32	1.248	13:04:53.436
5 -	44.786	124.0	1:14.879	120.2	26.614	109.4	2:26.279 (1)	90.08		13:07:19.715
6 -	44.640	122.9	1:15.179	119.8	26.628	109.6	2:26.447 (3)	89.98	0.168	13:09:46.162
7 -	44.815	122.4	1:15.127	118.7	27.009	109.4	2:26.951	89.67	0.672	13:12:13.113
8 -	45.404	121.7	1:16.215	118.9	27.296	108.8	2:28.915	88.49	2.636	13:14:42.028
9 -	45.547	122.9	1:15.627	116.5	27.227	109.2	2:28.401	88.79	2.122	13:17:10.429
10 -	46.068	122.0	1:16.369	115.9	27.077	108.7	2:29.514	88.13	3.235	13:19:39.943
11 -	44.633	123.3	1:15.125	119.1	26.866	108.5	2:26.624	89.87	0.345	13:22:06.567

2023 Porsche Club Championship /Boxster Cup/Eden Open Cup & 911 Challenge

RACE 2 - SECTOR ANALYSIS



SECTOR 1 = FL to I1, SECTOR 2 = I1 to I2, SECTOR 3 = I2 to FL, DIFF = Difference To Personal Best Lap, P = Crossed Finish Line in Pit Lane, D = Time Disallowed

P19 88 2		Paul SIMPSON		Porsche Boxster S						
IDEAL LAP TIME : 2:26.186		BEST LAP TIME : 2:26.542		DIFFERENCE : 0.356						
LAP	SECTOR 1		SECTOR 2		SECTOR 3		LAP TIME	MPH	DIFF	TIME OF DAY
1 -		123.3	1:17.312		26.983	109.4	3:01.163	72.73	34.621	12:57:32.109
2 -	45.521	123.3	1:15.093	119.1	26.833	111.4	2:27.447	89.37	0.905	12:59:59.556
3 -	45.462	123.1	1:15.144	119.1	26.766	111.0	2:27.372 (3)	89.41	0.830	13:02:26.928
4 -	45.505	122.2	1:15.236	118.9	27.410	105.2	2:28.151	88.94	1.609	13:04:55.079
5 -	45.524	122.9	1:15.122	117.7	26.696	109.6	2:27.342 (2)	89.43	0.800	13:07:22.421
6 -	45.027	123.5	1:14.531	118.3	26.984	109.4	2:26.542 (1)	89.92		13:09:48.963
7 -	44.959	123.5	1:19.380	117.9	26.869	109.4	2:31.208	87.15	4.666	13:12:20.171
8 -	45.270	121.1	1:14.953	116.7	27.178	108.5	2:27.401	89.40	0.859	13:14:47.572
9 -	47.867	118.5	1:15.073	117.3	27.029	109.4	2:29.969	87.87	3.427	13:17:17.541
10 -	45.269	123.3	1:16.756	116.3	26.947	109.0	2:28.972	88.45	2.430	13:19:46.513
11 -	45.553	122.9	1:15.183	116.3	27.319	108.8	2:28.055	89.00	1.513	13:22:14.568

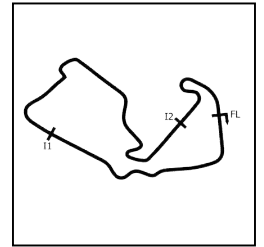
P20 15 2		Shiraz KHAN		Porsche Boxster S						
IDEAL LAP TIME : 2:26.056		BEST LAP TIME : 2:26.225		DIFFERENCE : 0.169						
LAP	SECTOR 1		SECTOR 2		SECTOR 3		LAP TIME	MPH	DIFF	TIME OF DAY
1 -		125.6	1:18.236	119.1	26.929	110.9	3:02.280	72.29	36.055	12:57:33.226
2 -	45.687	124.0	1:15.498	122.4	26.713	112.0	2:27.898	89.10	1.673	13:00:01.124
3 -	45.390	125.4	1:15.586	122.0	28.792	109.6	2:29.768	87.98	3.543	13:02:30.892
4 -	45.643	125.2	1:15.471	121.5	26.765	110.7	2:27.879	89.11	1.654	13:04:58.771
5 -	46.009	124.2	1:14.701	122.2	26.624	111.0	2:27.334 (2)	89.44	1.109	13:07:26.105
6 -	46.000	125.9	1:15.638	119.8	26.594	111.4	2:28.232	88.89	2.007	13:09:54.337
7 -	44.966	124.2	1:14.496	122.2	26.763	111.4	2:26.225 (1)	90.11		13:12:20.562
8 -	45.880	124.2	1:14.715	120.9	26.741	107.9	2:27.336 (3)	89.44	1.111	13:14:47.898
9 -	47.966	120.4	1:14.907	119.8	27.246	110.7	2:30.119	87.78	3.894	13:17:18.017
10 -	45.427	125.2	1:18.256	119.8	26.736	111.2	2:30.419	87.60	4.194	13:19:48.436
11 -	45.074	124.9	1:15.769	120.9	27.343	109.7	2:28.186	88.92	1.961	13:22:16.622

P21 70 2		Angus ARCHER		Porsche Boxster S						
IDEAL LAP TIME : 2:27.378		BEST LAP TIME : 2:27.964		DIFFERENCE : 0.586						
LAP	SECTOR 1		SECTOR 2		SECTOR 3		LAP TIME	MPH	DIFF	TIME OF DAY
1 -		123.1	1:18.195	119.4	27.553	110.3	3:03.567	71.78	35.603	12:57:34.513
2 -	45.869	124.9	1:16.408	120.0	27.082	109.4	2:29.359	88.22	1.395	13:00:03.872
3 -	45.276	122.6	1:15.237	120.0	27.667	109.9	2:28.180 (2)	88.93	0.216	13:02:32.052
4 -	45.769	123.1	1:15.509	119.8	27.262	109.9	2:28.540 (3)	88.71	0.576	13:05:00.592
5 -	45.780	121.5	1:16.526	118.1	27.237	110.5	2:29.543	88.12	1.579	13:07:30.135
6 -	45.236	122.6	1:15.670	120.0	27.058	110.1	2:27.964 (1)	89.06		13:09:58.099
7 -	55.223	120.2	1:15.728	118.5	26.905	109.4	2:37.856	83.47	9.892	13:12:35.955
8 -	47.216	120.0	1:18.366	118.5	27.573	108.5	2:33.155	86.04	5.191	13:15:09.110
9 -	46.578	120.0	1:16.138	117.7	27.349	109.7	2:30.065	87.81	2.101	13:17:39.175
10 -	47.476	119.8	1:16.129	117.9	27.124	109.0	2:30.729	87.42	2.765	13:20:09.904
11 -	46.097	120.9	1:16.970	116.5	27.482	108.7	2:30.549	87.53	2.585	13:22:40.453

P22 64 1		Vince BLACKER		Porsche Cayman						
IDEAL LAP TIME : 2:26.438		BEST LAP TIME : 2:27.841		DIFFERENCE : 1.403						
LAP	SECTOR 1		SECTOR 2		SECTOR 3		LAP TIME	MPH	DIFF	TIME OF DAY
1 -		133.4	1:19.521	125.2	27.496	116.8	3:02.822	72.07	34.981	12:57:33.768
2 -	45.545	131.5	1:16.518	125.2	26.423	119.5	2:28.486 (2)	88.74	0.645	13:00:02.254
3 -	44.577	135.0	1:16.487	125.6	27.680	115.5	2:28.744	88.59	0.903	13:02:30.998
4 -	45.927	127.5	1:15.438	125.6	27.198	115.7	2:28.563 (3)	88.70	0.722	13:04:59.561
5 -	45.438	123.1	1:17.530	120.4	26.905	118.2	2:29.873	87.92	2.032	13:07:29.434
6 -	44.742	132.3	1:16.300	121.7	26.799	117.2	2:27.841 (1)	89.13		13:09:57.275
7 -	58.091	129.5	1:17.263	122.2	26.935	118.2	2:42.289	81.19	14.448	13:12:39.564
8 -	45.707	131.8	1:22.107	117.9	28.109	111.8	2:35.923	84.51	8.082	13:15:15.487
9 -	47.142	128.3	1:19.012	121.5	27.400	117.2	2:33.554	85.81	5.713	13:17:49.041
10 -	45.094	133.9	1:19.222	124.9	27.216	116.1	2:31.532	86.96	3.691	13:20:20.573
11 -	45.052	132.1	1:17.072	122.4	26.939	116.8	2:29.063	88.40	1.222	13:22:49.636

2023 Porsche Club Championship /Boxster Cup/Eden Open Cup & 911 Challenge

RACE 2 - SECTOR ANALYSIS



SECTOR 1 = FL to I1, SECTOR 2 = I1 to I2, SECTOR 3 = I2 to FL, DIFF = Difference To Personal Best Lap, P = Crossed Finish Line in Pit Lane, D = Time Disallowed

P23 45 1		Paul SEAGRAVE		Porsche 996								
IDEAL LAP TIME : 2:26.903		BEST LAP TIME : 2:27.461		DIFFERENCE : 0.558								
LAP	SECTOR 1	SECTOR 2	SECTOR 3	LAP TIME	MPH	DIFF	TIME OF DAY					
1 -		131.3	1:19.515	124.9	26.756	115.7	3:01.519	72.59	34.058	12:57:32.465		
2 -	45.651	130.8	1:15.692	125.4	27.016	114.5	2:28.359 (2)	88.82	0.898	13:00:00.824		
3 -	44.966	131.5	1:15.181	124.7	39.937	109.7	2:40.084	82.31	12.623	13:02:40.908		
4 -	45.566	130.8	1:15.889	126.1	28.381	114.9	2:29.836 (3)	87.94	2.375	13:05:10.744		
5 -	45.160	132.1	1:15.286	125.2	27.015	115.9	2:27.461 (1)	89.36		13:07:38.205		
6 -	45.758	131.0	1:17.701	122.6	26.828	112.4	2:30.287	87.68	2.826	13:10:08.492		
7 -	49.610	131.3	1:16.252	128.3	27.454	104.0	2:33.316	85.95	5.855	13:12:41.808		
8 -	47.057	130.0	1:18.168	122.9	27.592	105.7	2:32.817	86.23	5.356	13:15:14.625		
9 -	46.316	130.3	1:17.935	124.2	28.692	111.0	2:32.943	86.16	5.482	13:17:47.568		
10 -	45.518	130.8	1:19.617	125.2	28.056	112.0	2:33.191	86.02	5.730	13:20:20.759		
11 -	45.698	132.3	1:17.418	122.6	28.349	112.0	2:31.465	87.00	4.004	13:22:52.224		

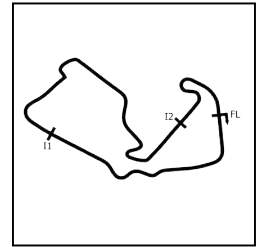
P24 3 2		Ross MORRIS		Porsche Boxster S								
IDEAL LAP TIME : 2:28.626		BEST LAP TIME : 2:29.300		DIFFERENCE : 0.674								
LAP	SECTOR 1	SECTOR 2	SECTOR 3	LAP TIME	MPH	DIFF	TIME OF DAY					
1 -		124.5	1:18.402	118.9	27.531	109.0	3:03.607	71.77	34.307	12:57:34.553		
2 -	46.129	123.8	1:16.882	117.3	27.158	107.9	2:30.169 (2)	87.75	0.869	13:00:04.722		
3 -	45.440	122.2	1:16.658	116.7	28.232	108.8	2:30.330 (3)	87.65	1.030	13:02:35.052		
4 -	47.073	120.6	1:16.592	114.9	27.771	107.9	2:31.436	87.01	2.136	13:05:06.488		
5 -	45.671	120.2	1:16.028	116.3	27.601	107.9	2:29.300 (1)	88.26		13:07:35.788		
6 -	45.677	120.4	1:18.789	114.3	27.283	107.6	2:31.749	86.83	2.449	13:10:07.537		
7 -	49.284	120.4	1:16.913	116.5	27.324	108.1	2:33.521	85.83	4.221	13:12:41.058		
8 -	46.981	120.0	1:18.750	114.7	28.059	107.6	2:33.790	85.68	4.490	13:15:14.848		
9 -	46.936	121.3	1:18.192	115.5	27.855	107.1	2:32.983	86.13	3.683	13:17:47.831		
10 -	46.311	121.3	1:20.205	115.9	27.943	106.9	2:34.459	85.31	5.159	13:20:22.290		
11 -	46.003	121.3	1:17.853	115.3	27.860	107.8	2:31.716	86.85	2.416	13:22:54.006		

P25 24 2		Carl HAZELTON		Porsche Boxster S								
IDEAL LAP TIME : 2:29.515		BEST LAP TIME : 2:30.926		DIFFERENCE : 1.411								
LAP	SECTOR 1	SECTOR 2	SECTOR 3	LAP TIME	MPH	DIFF	TIME OF DAY					
1 -		129.3	1:18.028	124.9	28.028	111.4	3:04.507	71.42	33.581	12:57:35.453		
2 -	46.717	129.3	1:17.012	124.2	27.380	113.1	2:31.109 (2)	87.20	0.183	13:00:06.562		
3 -	45.986	128.8	1:16.277	123.5	28.663	112.0	2:30.926 (1)	87.31		13:02:37.488		
4 -	46.206	129.0	1:17.942	123.5	28.262	112.0	2:32.410	86.46	1.484	13:05:09.898		
5 -	45.858	127.8	1:18.466	122.0	27.694	112.0	2:32.018	86.68	1.092	13:07:41.916		
6 -	47.335	127.3	1:19.459	119.1	28.657	111.6	2:35.451	84.77	4.525	13:10:17.367		
7 -	48.128	128.8	1:18.187	123.3	27.878	110.9	2:34.193	85.46	3.267	13:12:51.560		
8 -	46.970	127.3	1:16.727	122.6	27.599	112.8	2:31.296 (3)	87.09	0.370	13:15:22.856		
9 -	46.513	127.8	1:16.811	122.2	28.252	111.4	2:31.576	86.93	0.650	13:17:54.432		
10 -	46.732	127.8	1:17.423	122.6	28.678	112.0	2:32.833	86.22	1.907	13:20:27.265		
11 -	47.413	128.3	1:18.579	121.5	28.358	108.7	2:34.350	85.37	3.424	13:23:01.615		

P26 10 2		Julian MORRIS		Porsche Boxster S								
IDEAL LAP TIME : 2:31.188		BEST LAP TIME : 2:31.858		DIFFERENCE : 0.670								
LAP	SECTOR 1	SECTOR 2	SECTOR 3	LAP TIME	MPH	DIFF	TIME OF DAY					
1 -		123.8	1:18.309	123.5	27.505	111.6	3:05.328	71.10	33.470	12:57:36.274		
2 -	47.204	126.3	1:17.260	123.8	27.576	111.0	2:32.040 (3)	86.67	0.182	13:00:08.314		
3 -	46.632	124.0	1:17.595	122.6	27.631	111.2	2:31.858 (1)	86.77		13:02:40.172		
4 -	46.423	125.2	1:17.868	122.2	27.892	111.2	2:32.183	86.59	0.325	13:05:12.355		
5 -	46.883	124.9	1:17.317	122.9	27.668	108.5	2:31.868 (2)	86.77	0.010	13:07:44.223		
6 -	47.443	124.9	1:18.873	118.5	27.967	111.2	2:34.283	85.41	2.425	13:10:18.506		
7 -	47.513	126.8	1:18.232	124.0	27.758	112.0	2:33.503	85.84	1.645	13:12:52.009		
8 -	47.293	124.9	1:17.864	120.9	27.870	108.8	2:33.027	86.11	1.169	13:15:25.036		
9 -	47.025	124.5	1:17.964	120.9	27.624	110.7	2:32.613	86.34	0.755	13:17:57.649		
10 -	46.436	124.9	1:18.114	121.3	28.008	110.1	2:32.558	86.37	0.700	13:20:30.207		
11 -	47.885	123.3	1:18.092	122.2	28.624	103.2	2:34.601	85.23	2.743	13:23:04.808		

2023 Porsche Club Championship /Boxster Cup/Eden Open Cup & 911 Challenge

RACE 2 - SECTOR ANALYSIS



SECTOR 1 = FL to I1, SECTOR 2 = I1 to I2, SECTOR 3 = I2 to FL, DIFF = Difference To Personal Best Lap, P = Crossed Finish Line in Pit Lane, D = Time Disallowed

P27		5 2		Brian RICHARDSON		Porsche Boxster S				
IDEAL LAP TIME : 2:31.501		BEST LAP TIME : 2:32.014		DIFFERENCE : 0.513						
LAP	SECTOR 1		SECTOR 2		SECTOR 3		LAP TIME	MPH	DIFF	TIME OF DAY
1 -		119.6	1:20.652	117.5	27.082	110.1	3:08.308	69.97	36.294	12:57:39.254
2 -	46.615	122.2	1:17.923	117.7	27.476	110.3	2:32.014 (1)	86.68		13:00:11.268
3 -	46.904	121.5	1:17.984	116.7	27.995	109.4	2:32.883	86.19	0.869	13:02:44.151
4 -	47.060	121.5	1:17.933	118.1	27.643	108.8	2:32.636 (3)	86.33	0.622	13:05:16.787
5 -	47.460	123.3	1:18.331	116.9	27.653	109.6	2:33.444	85.88	1.430	13:07:50.231
6 -	46.496	122.9	1:18.236	116.7	27.458	109.9	2:32.190 (2)	86.58	0.176	13:10:22.421
7 -	48.556	120.9	1:18.455	117.7	27.563	110.1	2:34.574	85.25	2.560	13:12:56.995
8 -	47.422	122.2	1:19.465	116.7	27.621	109.7	2:34.508	85.28	2.494	13:15:31.503
9 -	47.133	122.0	1:17.984	116.1	28.500	107.9	2:33.617	85.78	1.603	13:18:05.120
10 -	47.126	120.6	1:18.925	115.1	28.128	108.3	2:34.179	85.47	2.165	13:20:39.299
11 -	47.018	122.4	1:18.792	116.7	28.712	108.1	2:34.522	85.28	2.508	13:23:13.821

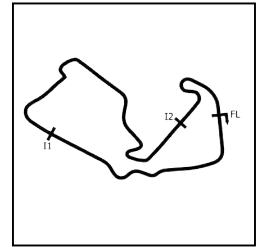
P28		21 3		Jonathan LOVELL		Porsche Boxster S				
IDEAL LAP TIME : 2:32.097		BEST LAP TIME : 2:32.266		DIFFERENCE : 0.169						
LAP	SECTOR 1		SECTOR 2		SECTOR 3		LAP TIME	MPH	DIFF	TIME OF DAY
1 -		121.1	1:18.604	116.5	28.276	106.2	3:07.212	70.38	34.946	12:57:38.158
2 -	46.715	121.1	1:17.496	118.1	28.055	106.4	2:32.266 (1)	86.54		13:00:10.424
3 -	46.942	119.6	1:18.122	117.1	28.120	106.2	2:33.184	86.02	0.918	13:02:43.608
4 -	46.719	119.6	1:17.870	117.3	28.351	107.1	2:32.940 (2)	86.16	0.674	13:05:16.548
5 -	47.145	120.4	1:17.943	117.7	28.008	106.9	2:33.096	86.07	0.830	13:07:49.644
6 -	46.593	119.4	1:19.925	116.9	28.116	107.4	2:34.634	85.21	2.368	13:10:24.278
7 -	49.664	118.9	1:18.683	117.9	28.080	106.7	2:36.427	84.24	4.161	13:13:00.705
8 -	46.798	118.7	1:19.092	116.7	28.211	106.5	2:34.101	85.51	1.835	13:15:34.806
9 -	48.374	119.4	1:18.001	116.7	28.262	106.5	2:34.637	85.21	2.371	13:18:09.443
10 -	46.958	119.4	1:18.017	116.3	28.435	106.4	2:33.410	85.89	1.144	13:20:42.853
11 -	46.867	119.4	1:18.143	116.9	28.073	98.4	2:33.083 (3)	86.08	0.817	13:23:15.936

P29		6 3		Mike THOMPSON		Porsche Boxster S				
IDEAL LAP TIME : 2:32.580		BEST LAP TIME : 2:32.981		DIFFERENCE : 0.401						
LAP	SECTOR 1		SECTOR 2		SECTOR 3		LAP TIME	MPH	DIFF	TIME OF DAY
1 -		122.6	1:21.336	120.9	28.242	108.1	3:10.533	69.16	37.552	12:57:41.479
2 -	46.751	124.9	1:18.355	119.1	28.290	107.4	2:33.396 (3)	85.90	0.415	13:00:14.875
3 -	46.589	122.9	1:18.041	120.0	28.513	108.5	2:33.143 (2)	86.04	0.162	13:02:48.018
4 -	46.589	123.5	1:18.012	118.9	28.380	107.9	2:32.981 (1)	86.14		13:05:20.999
5 -	46.865	122.0	1:20.036	115.1	28.401	108.3	2:35.302	84.85	2.321	13:07:56.301
6 -	47.040	122.2	1:18.675	118.9	28.899	108.8	2:34.614	85.23	1.633	13:10:30.915
7 -	48.496	122.0	1:17.749	119.1	28.534	108.1	2:34.779	85.13	1.798	13:13:05.694
8 -	47.241	122.6	1:18.916	118.7	28.359	107.9	2:34.516	85.28	1.535	13:15:40.210
9 -	46.851	123.3	1:19.457	115.3	28.758	109.2	2:35.066	84.98	2.085	13:18:15.276
10 -	48.247	122.9	1:17.935	115.3	29.285	107.8	2:35.467	84.76	2.486	13:20:50.743
11 -	46.729	122.6	1:18.470	118.1	28.999	106.7	2:34.198	85.46	1.217	13:23:24.941

P30		47 911		Mike JOHNSON		Porsche 911 SC				
IDEAL LAP TIME : 2:32.392		BEST LAP TIME : 2:33.495		DIFFERENCE : 1.103						
LAP	SECTOR 1		SECTOR 2		SECTOR 3		LAP TIME	MPH	DIFF	TIME OF DAY
1 -		125.6	1:18.736	125.9	27.566	115.3	2:38.206	83.29	4.711	12:57:09.152
2 -	47.134	132.8	1:18.165	124.7	28.196	114.5	2:33.495 (1)	85.85		12:59:42.647
3 -	46.661	134.2	1:19.725	116.1	28.509	116.8	2:34.895 (2)	85.07	1.400	13:02:17.542
4 -	47.563	125.4	1:23.087	123.5	28.774	112.9	2:39.424	82.65	5.929	13:04:56.966
5 -	47.655	128.0	1:22.015	120.0	29.458	104.7	2:39.128	82.81	5.633	13:07:36.094
6 -	47.649	130.5	1:22.212	121.3	28.838	113.7	2:38.699	83.03	5.204	13:10:14.793
7 -	49.212	131.3	1:22.388	125.4	28.688	111.4	2:40.288	82.21	6.793	13:12:55.081
8 -	48.575	128.8	1:23.119	106.0	29.633	112.6	2:41.327	81.68	7.832	13:15:36.408
9 -	48.017	132.3	1:22.429	106.5	30.234	112.6	2:40.680	82.01	7.185	13:18:17.088
10 -	47.994	131.3	1:23.097	108.2	29.907	113.9	2:40.998	81.85	7.503	13:20:58.086
11 -	47.235	131.0	1:20.196	123.3	28.825	115.7	2:36.256 (3)	84.33	2.761	13:23:34.342

2023 Porsche Club Championship /Boxster Cup/Eden Open Cup & 911 Challenge

RACE 2 - SECTOR ANALYSIS



SECTOR 1 = FL to I1, SECTOR 2 = I1 to I2, SECTOR 3 = I2 to FL, DIFF = Difference To Personal Best Lap, P = Crossed Finish Line in Pit Lane, D = Time Disallowed

P31 111 911 James NEAL		Porsche 911 964								
IDEAL LAP TIME : 2:31.684		BEST LAP TIME : 2:32.632		DIFFERENCE : 0.948						
LAP	SECTOR 1	SECTOR 2	SECTOR 3	LAP TIME	MPH	DIFF	TIME OF DAY			
1 -		126.8	1:18.168	127.0	27.523	117.2	2:37.452	83.69	4.820	12:57:08.398
2 -	46.627	133.1	1:18.190	128.0	27.833	113.1	2:32.650 (2)	86.32	0.018	12:59:41.048
3 -	47.941	134.4	1:32.007	74.0	33.357	108.5	2:53.305	76.03	20.673	13:02:34.353
4 -	48.240	125.9	1:23.354	123.1	28.976	109.7	2:40.570	82.06	7.938	13:05:14.923
5 -	47.443	136.1	1:25.199	104.8	29.604	112.6	2:42.246	81.22	9.614	13:07:57.169
6 -	47.031	133.9	1:20.004	126.1	28.022	113.3	2:35.057	84.98	2.425	13:10:32.226
7 -	49.686	128.8	1:20.873	124.9	28.285	109.6	2:38.844	82.96	6.212	13:13:11.070
8 -	50.633	135.2	1:24.281	125.9	28.537	108.5	2:43.451	80.62	10.819	13:15:54.521
9 -	46.602	137.7	1:19.521	126.8	28.452	112.0	2:34.575	85.25	1.943	13:18:29.096
10 -	46.173	138.3	1:18.349	120.9	28.958	112.6	2:33.480 (3)	85.85	0.848	13:21:02.576
11 -	45.993	138.3	1:18.595	130.3	28.044	116.3	2:32.632 (1)	86.33		13:23:35.208

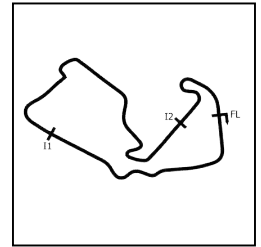
P32 81 3 Perry DARLING		Porsche Boxster S								
IDEAL LAP TIME : 2:32.694		BEST LAP TIME : 2:33.469		DIFFERENCE : 0.775						
LAP	SECTOR 1	SECTOR 2	SECTOR 3	LAP TIME	MPH	DIFF	TIME OF DAY			
1 -		121.7	1:21.194	118.3	28.090	107.9	3:09.816	69.42	36.347	12:57:40.762
2 -	47.335	122.4	1:19.268	117.5	28.798	105.5	2:35.401	84.79	1.932	13:00:16.163
3 -	46.693	123.1	1:18.731	119.4	28.321	108.3	2:33.745	85.71	0.276	13:02:49.908
4 -	47.007	122.6	1:18.548	117.1	28.079	108.8	2:33.634 (2)	85.77	0.165	13:05:23.542
5 -	47.558	121.1	1:20.514	116.9	28.265	108.5	2:36.337	84.29	2.868	13:07:59.879
6 -	47.038	122.0	1:19.518	117.5	28.602	108.1	2:35.158	84.93	1.689	13:10:35.037
7 -	49.991	120.9	1:19.163	118.1	28.284	108.7	2:37.438	83.70	3.969	13:13:12.475
8 -	48.998	121.5	1:23.360	116.9	28.957	107.6	2:41.315	81.68	7.846	13:15:53.790
9 -	47.687	122.4	1:20.777	116.3	28.233	107.8	2:36.697	84.09	3.228	13:18:30.487
10 -	46.917	123.8	1:18.295	118.7	28.426	108.8	2:33.638 (3)	85.77	0.169	13:21:04.125
11 -	46.320	124.0	1:18.552	116.9	28.597	108.3	2:33.469 (1)	85.86		13:23:37.594

P33 90 3 Sarah THOMSON		Porsche Boxster S								
IDEAL LAP TIME : 2:31.587		BEST LAP TIME : 2:32.173		DIFFERENCE : 0.586						
LAP	SECTOR 1	SECTOR 2	SECTOR 3	LAP TIME	MPH	DIFF	TIME OF DAY			
1 -		121.3	1:24.775	115.3	28.022	108.3	3:14.131	67.88	41.958	12:57:45.077
2 -	47.169	122.6	1:19.574	121.5	28.772	108.5	2:35.515	84.73	3.342	13:00:20.592
3 -	47.631	122.6	1:20.544	118.5	27.911	108.3	2:36.086	84.42	3.913	13:02:56.678
4 -	47.148	123.8	1:19.661	118.7	41.451	104.5	2:48.260	78.31	16.087	13:05:44.938
5 -	47.189	121.3	1:18.090	120.2	27.933	109.0	2:33.212 (3)	86.01	1.039	13:08:18.150
6 -	46.415	124.5	1:18.082	118.9	27.676	108.8	2:32.173 (1)	86.59		13:10:50.323
7 -	49.416	125.2	1:20.336	117.3	27.888	107.9	2:37.640	83.59	5.467	13:13:27.963
8 -	47.848	120.6	1:18.325	118.7	27.971	108.1	2:34.144	85.49	1.971	13:16:02.107
9 -	46.787	123.1	1:18.684	118.7	28.067	107.8	2:33.538	85.82	1.365	13:18:35.645
10 -	46.610	122.0	1:17.496	119.4	28.390	107.9	2:32.496 (2)	86.41	0.323	13:21:08.141

P34 55 3 Scot ADAMS		Porsche Boxster S								
IDEAL LAP TIME : 2:35.588		BEST LAP TIME : 2:35.641		DIFFERENCE : 0.053						
LAP	SECTOR 1	SECTOR 2	SECTOR 3	LAP TIME	MPH	DIFF	TIME OF DAY			
1 -		123.8	1:21.988	118.7	28.331	107.2	3:12.543	68.44	36.902	12:57:43.489
2 -	47.465						2:36.561	84.17	0.920	13:00:20.050
3 -	47.571	120.9				106.7	2:38.102	83.34	2.461	13:02:58.152
4 -	47.567						2:39.179	82.78	3.538	13:05:37.331
5 -	47.361	122.4	1:19.953		28.875		2:36.189	84.37	0.548	13:08:13.520
6 -	47.308	120.4	1:20.220		28.327	106.4	2:35.855 (3)	84.55	0.214	13:10:49.375
7 -	49.860						2:40.269	82.22	4.628	13:13:29.644
8 -	48.779	119.4				105.7	2:35.641 (1)	84.66		13:16:05.285
9 -	47.372					103.7	2:35.830 (2)	84.56	0.189	13:18:41.115
10 -	47.915	120.2				106.4	2:38.041	83.38	2.400	13:21:19.156

2023 Porsche Club Championship /Boxster Cup/Eden Open Cup & 911 Challenge

RACE 2 - SECTOR ANALYSIS



SECTOR 1 = FL to I1, SECTOR 2 = I1 to I2, SECTOR 3 = I2 to FL, DIFF = Difference To Personal Best Lap, P = Crossed Finish Line in Pit Lane, D = Time Disallowed

P35 53 3		Wayne GREGORY		Porsche Boxster S						
IDEAL LAP TIME : 2:34.594		BEST LAP TIME : 2:35.204		DIFFERENCE : 0.610						
LAP	SECTOR 1		SECTOR 2		SECTOR 3		LAP TIME	MPH	DIFF	TIME OF DAY
1 -		117.5	1:22.115	113.5	29.250	102.5	3:16.190	67.16	40.986	12:57:47.136
2 -	48.803	121.5	1:19.927	116.7	28.895	107.2	2:37.625	83.60	2.421	13:00:24.761
3 -	47.967	122.6	1:20.453	118.3	28.852	107.8	2:37.272	83.78	2.068	13:03:02.033
4 -	48.254	123.1	1:20.351	116.9	28.686	107.1	2:37.291	83.77	2.087	13:05:39.324
5 -	47.639	122.0	1:19.154	117.7	28.499	107.4	2:35.292 (2)	84.85	0.088	13:08:14.616
6 -	47.186	123.3	1:19.518	119.1	28.500	107.6	2:35.204 (1)	84.90		13:10:49.820
7 -	49.738	123.5	1:21.954	118.9	28.366	103.7	2:40.058	82.33	4.854	13:13:29.878
8 -	48.568	123.3	1:20.693	115.7	28.254	107.2	2:37.515	83.66	2.311	13:16:07.393
9 -	47.350	122.2	1:19.505	117.1	29.161	105.7	2:36.016 (3)	84.46	0.812	13:18:43.409
10 -	47.904	122.6	1:23.400	110.3	29.839	103.4	2:41.143	81.77	5.939	13:21:24.552

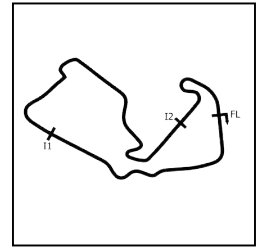
P36 46 3		Matt GOUGH		Porsche Boxster S						
IDEAL LAP TIME : 2:35.414		BEST LAP TIME : 2:36.461		DIFFERENCE : 1.047						
LAP	SECTOR 1		SECTOR 2		SECTOR 3		LAP TIME	MPH	DIFF	TIME OF DAY
1 -		122.0	1:22.494	115.3	28.691	107.1	3:14.719	67.67	38.258	12:57:45.665
2 -	48.040	121.5	1:19.693	116.9	28.728	105.7	2:36.461 (1)	84.22		13:00:22.126
3 -	47.893	120.2	1:19.875	116.9	29.020	106.2	2:36.788 (2)	84.04	0.327	13:02:58.914
4 -	47.535	121.3	1:19.395	117.3	30.554	102.1	2:37.484	83.67	1.023	13:05:36.398
5 -	47.837	121.1	1:20.204	117.5	29.074	104.7	2:37.115 (3)	83.87	0.654	13:08:13.513
6 -	47.969	121.3	1:21.018	118.3	28.484	107.1	2:37.471	83.68	1.010	13:10:50.984
7 -	50.378	120.0	1:21.135	117.1	28.606	106.2	2:40.119	82.29	3.658	13:13:31.103
8 -	48.354	121.1	1:21.040	116.7	28.806	106.4	2:38.200	83.29	1.739	13:16:09.303
9 -	48.471	121.5	1:23.936	98.3	31.309	100.2	2:43.716	80.49	7.255	13:18:53.019
10 -	48.285	119.4	1:20.427	115.9	28.513	104.8	2:37.225	83.81	0.764	13:21:30.244

P37 20 3		Faye NOBLE-EVANS		Porsche Boxster S						
IDEAL LAP TIME : 2:34.283		BEST LAP TIME : 2:35.711		DIFFERENCE : 1.428						
LAP	SECTOR 1		SECTOR 2		SECTOR 3		LAP TIME	MPH	DIFF	TIME OF DAY
1 -		122.6	1:23.017	115.9	28.046	106.7	3:13.654	68.04	37.943	12:57:44.600
2 -	46.894	122.2	1:20.053	119.8	28.764	106.4	2:35.711 (1)	84.62		13:00:20.311
3 -	47.726	122.0	1:21.525	115.1	28.324	105.5	2:37.575	83.62	1.864	13:02:57.886
4 -	47.267	120.9	1:19.343	117.1	30.617	102.5	2:37.227 (3)	83.81	1.516	13:05:35.113
5 -	48.423	121.3	1:20.161	118.9	29.135	105.5	2:37.719	83.55	2.008	13:08:12.832
6 -	47.592	121.3	1:19.930	118.5	28.728	106.2	2:36.250 (2)	84.33	0.539	13:10:49.082
7 -	49.967	120.6	1:31.174	112.9	29.250	103.4	2:50.391	77.33	14.680	13:13:39.473
8 -	48.891	119.4	1:20.452	116.9	28.995	106.0	2:38.338	83.22	2.627	13:16:17.811
9 -	47.231	120.0	1:22.611	116.3	30.345	102.9	2:40.187	82.26	4.476	13:18:57.998
10 -	48.694	119.8	1:20.861	115.7	29.898	105.0	2:39.453	82.64	3.742	13:21:37.451

P38 66 3		Vikram SUDERA		Porsche Boxster S						
IDEAL LAP TIME : 2:35.758		BEST LAP TIME : 2:36.085		DIFFERENCE : 0.327						
LAP	SECTOR 1		SECTOR 2		SECTOR 3		LAP TIME	MPH	DIFF	TIME OF DAY
1 -		125.2	1:21.703	118.5	28.915	108.1	3:12.309	68.52	36.224	12:57:43.255
2 -	47.453	122.4	1:20.160	118.9	28.715	107.9	2:36.328 (2)	84.29	0.243	13:00:19.583
3 -	47.780	121.7	1:19.885	118.1	28.420	108.8	2:36.085 (1)	84.42		13:02:55.668
4 -	48.001	123.8	1:20.645	117.1	30.453	101.9	2:39.099	82.82	3.014	13:05:34.767
5 -	48.370	122.0	1:20.275	118.3	28.456	105.5	2:37.101	83.88	1.016	13:08:11.868
6 -	48.120	121.5				106.0	2:36.921 (3)	83.97	0.836	13:10:48.789
7 -	49.747	120.9				107.6	2:40.314	82.19	4.229	13:13:29.103
8 -	48.899	121.5				107.6	2:39.922	82.40	3.837	13:16:09.025
9 -	48.378	122.2	1:38.168	93.3	29.988	103.2	2:56.534	74.64	20.449	13:19:05.559
10 -	50.679	120.6	1:22.517	110.1	31.282		2:44.478	80.11	8.393	13:21:50.037

2023 Porsche Club Championship /Boxster Cup/Eden Open Cup & 911 Challenge

RACE 2 - SECTOR ANALYSIS



SECTOR 1 = FL to I1, SECTOR 2 = I1 to I2, SECTOR 3 = I2 to FL, DIFF = Difference To Personal Best Lap, P = Crossed Finish Line in Pit Lane, D = Time Disallowed

P39 38 3		Eric BRIDGES		Porsche Boxster S									
IDEAL LAP TIME : 2:41.065		BEST LAP TIME : 2:41.655		DIFFERENCE : 0.590									
LAP	SECTOR 1	SECTOR 2	SECTOR 3	LAP TIME	MPH	DIFF	TIME OF DAY						
1 -		120.9	1:24.500	111.8	29.364	104.7	3:18.524	66.37	36.869	12:57:49.470			
2 -	49.579	119.1	1:22.392	113.7	29.684	103.2	2:41.655 (1)	81.51		13:00:31.125			
3 -	50.564	118.9	1:23.532	115.7	29.527	105.5	2:43.623 (2)	80.53	1.968	13:03:14.748			
4 -	50.571	118.7	1:23.667	116.9	30.241	106.0	2:44.479	80.11	2.824	13:05:59.227			
5 -	50.397	119.8	1:24.716	118.1	29.094	106.5	2:44.207 (3)	80.25	2.552	13:08:43.434			
6 -	50.241	120.0	1:24.852	114.3	29.467	105.3	2:44.560	80.07	2.905	13:11:27.994			
7 -	53.921	121.7	1:25.441	117.1	30.212	100.4	2:49.574	77.71	7.919	13:14:17.568			
8 -	55.439	118.9	1:25.261	112.9	30.128	105.5	2:50.828	77.14	9.173	13:17:08.396			
9 -	51.609	118.3	1:24.142	117.1	30.261	103.4	2:46.012	79.37	4.357	13:19:54.408			
10 -	51.475	114.9	1:33.403	77.2	32.161	81.5	2:57.039	74.43	15.384	13:22:51.447			

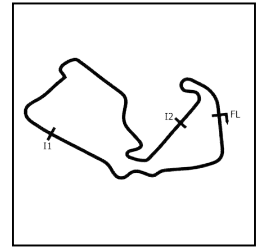
P40 28 3		Phil GRAHAM		Porsche Boxster S									
IDEAL LAP TIME : 2:44.341		BEST LAP TIME : 2:46.333		DIFFERENCE : 1.992									
LAP	SECTOR 1	SECTOR 2	SECTOR 3	LAP TIME	MPH	DIFF	TIME OF DAY						
1 -		119.4	1:25.063	107.5	30.396	101.6	3:22.089	65.20	35.756	12:57:53.035			
2 -	52.737	116.9	1:25.590	111.8	30.449	101.6	2:48.776	78.07	2.443	13:00:41.811			
3 -	53.810	115.5	1:27.742	112.2	30.409	102.4	2:51.961	76.63	5.628	13:03:33.772			
4 -	52.717	117.3	1:27.420	112.0	29.691	102.2	2:49.828	77.59	3.495	13:06:23.600			
5 -	51.687	117.5	1:24.984	111.6	29.818	103.4	2:46.489 (3)	79.15	0.156	13:09:10.089			
6 -	52.342	117.5	1:24.397	111.8	29.917	98.7	2:46.656	79.07	0.323	13:11:56.745			
7 -	56.055	111.4	1:25.983	109.4	31.228	101.9	2:53.266	76.05	6.933	13:14:50.011			
8 -	52.745	117.9	1:24.296	110.7	30.026	99.7	2:47.067	78.87	0.734	13:17:37.078			
9 -	51.916	118.3	1:23.892	111.1	30.525	101.8	2:46.333 (1)	79.22		13:20:23.411			
10 -	50.758	117.5	1:25.498	110.1	30.132	100.5	2:46.388 (2)	79.19	0.055	13:23:09.799			

P41 124 3		Sarah WOOD		Porsche Boxster S									
IDEAL LAP TIME : 2:46.257		BEST LAP TIME : 2:46.319		DIFFERENCE : 0.062									
LAP	SECTOR 1	SECTOR 2	SECTOR 3	LAP TIME	MPH	DIFF	TIME OF DAY						
1 -		118.9	1:26.639	114.7	30.261	103.5	3:25.390	64.15	39.071	12:57:56.336			
2 -	52.836	118.9	1:28.260	113.9	30.860	103.5	2:51.956	76.63	5.637	13:00:48.292			
3 -	52.292	118.9	1:26.183	113.3	30.460	103.4	2:48.935	78.00	2.616	13:03:37.227			
4 -	51.579	120.2	1:26.336	113.9	29.834	104.7	2:47.749	78.55	1.430	13:06:24.976			
5 -	51.523	121.1	1:25.075	115.5	29.721	105.7	2:46.319 (1)	79.23		13:09:11.295			
6 -	53.131	118.5	1:26.148	113.3	30.602	98.1	2:49.881	77.57	3.562	13:12:01.176			
7 -	53.301	120.2	1:27.285	112.0	29.959	103.2	2:50.545	77.26	4.226	13:14:51.721			
8 -	51.569	121.5	1:25.192	113.5	30.292	99.0	2:47.053 (2)	78.88	0.734	13:17:38.774			
9 -	52.338	120.2	1:25.570	114.3	29.659	103.4	2:47.567 (3)	78.64	1.248	13:20:26.341			
10 -	52.052	117.1	1:25.252	112.0	30.776	98.3	2:48.080	78.40	1.761	13:23:14.421			

P42 8 3		Will TOON		Porsche Boxster S									
IDEAL LAP TIME : 2:39.280		BEST LAP TIME : 2:39.777		DIFFERENCE : 0.497									
LAP	SECTOR 1	SECTOR 2	SECTOR 3	LAP TIME	MPH	DIFF	TIME OF DAY						
1 -		82.5	1:42.682	74.0	IN PIT		4:40.288 P	47.01	2:00.511	12:59:11.234			
2 -	OUTLAP	113.3	1:27.749	98.1	30.999	102.7	4:18.632	50.95	1:38.855	13:03:29.866			
3 -	50.342	118.1	1:26.424	104.5	30.293	105.9	2:47.059	78.88	7.282	13:06:16.925			
4 -	51.379	118.7	1:24.318	111.8	29.511	105.5	2:45.208	79.76	5.431	13:09:02.133			
5 -	49.725	119.1	1:25.362	110.9	29.386	104.0	2:44.473	80.12	4.696	13:11:46.606			
6 -	49.784	118.7	1:22.583	110.7	30.239	107.9	2:42.606 (3)	81.04	2.829	13:14:29.212			
7 -	49.074	117.5	1:20.972	113.3	29.731	106.5	2:39.777 (1)	82.47		13:17:08.989			
8 -	49.072	121.3	1:24.777	118.5	31.800	101.6	2:45.649	79.55	5.872	13:19:54.638			
9 -	49.052	120.4	1:22.577	110.0	29.256	106.4	2:40.885 (2)	81.90	1.108	13:22:35.523			

2023 Porsche Club Championship /Boxster Cup/Eden Open Cup & 911 Challenge

RACE 2 - SECTOR ANALYSIS



SECTOR 1 = FL to I1, SECTOR 2 = I1 to I2, SECTOR 3 = I2 to FL, DIFF = Difference To Personal Best Lap, P = Crossed Finish Line in Pit Lane, D = Time Disallowed

P43 125 3		Craig HORVATH		Porsche Boxster S						
IDEAL LAP TIME : 2:59.360		BEST LAP TIME : 3:01.610		DIFFERENCE : 2.250						
LAP	SECTOR 1	SECTOR 2	SECTOR 3	LAP TIME	MPH	DIFF	TIME OF DAY			
1 -		104.6	1:32.711	104.6	32.904	88.5	3:38.489	60.31	36.879	12:58:09.435
2 -	58.200	110.0	1:34.073	105.0	33.357	94.3	3:05.630	70.98	4.020	13:01:15.065
3 -	54.519	113.3	1:34.901	106.3	32.190	97.5	3:01.610 (1)	72.56		13:04:16.675
4 -	54.459	114.9	1:36.195	96.9	32.438	97.7	3:03.092 (2)	71.97	1.482	13:07:19.767
5 -	55.690	103.5	1:35.729	104.2	33.820	84.7	3:05.239 (3)	71.13	3.629	13:10:25.006
6 -	1:02.716	109.2	1:39.680	96.6	34.375	81.6	3:16.771	66.97	15.161	13:13:41.777
7 -	57.884	106.8	1:40.194	95.7	34.008	87.1	3:12.086	68.60	10.476	13:16:53.863
8 -	1:00.484	105.8	1:38.825	95.4	34.125	90.8	3:13.434	68.12	11.824	13:20:07.297
9 -	56.510	108.5	1:38.694	85.4	35.259	86.4	3:10.463	69.18	8.853	13:23:17.760

P44 33 3		Jessica WILKINSON		Porsche Boxster S						
IDEAL LAP TIME : 2:35.917		BEST LAP TIME : 2:36.295		DIFFERENCE : 0.378						
LAP	SECTOR 1	SECTOR 2	SECTOR 3	LAP TIME	MPH	DIFF	TIME OF DAY			
1 -		121.5	1:22.501	114.7	29.178	103.5	3:15.917	67.26	39.622	12:57:46.863
2 -	48.560	122.2	1:20.236	114.1	28.756	104.2	2:37.552	83.64	1.257	13:00:24.415
3 -	47.894	122.2	1:20.735	115.5	28.664	105.2	2:37.293 (3)	83.77	0.998	13:03:01.708
4 -	48.034	121.5	1:21.034	114.5	29.283	105.2	2:38.351	83.21	2.056	13:05:40.059
5 -	47.697	122.4	1:20.260	114.9	28.758	105.2	2:36.715 (2)	84.08	0.420	13:08:16.774
6 -	47.760	120.6	1:20.049	115.9	28.486	105.2	2:36.295 (1)	84.31		13:10:53.069
7 -	48.874	122.9	1:20.350	115.9	28.171	106.2	2:37.395	83.72	1.100	13:13:30.464
8 -	48.619	120.9	1:21.575	110.3	29.199	105.9	2:39.393	82.67	3.098	13:16:09.857
9 -	48.147	122.9	1:22.963	101.9	IN PIT		3:02.705 P	72.12	26.410	13:19:12.562

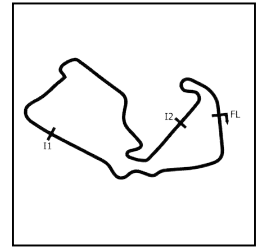
P45 77 3		Paul WATSON		Porsche Boxster S						
IDEAL LAP TIME : 2:41.474		BEST LAP TIME : 2:41.474		DIFFERENCE : 0.000						
LAP	SECTOR 1	SECTOR 2	SECTOR 3	LAP TIME	MPH	DIFF	TIME OF DAY			
1 -		118.7	1:24.415	116.5	29.467	105.5	3:19.058	66.20	37.584	12:57:50.004
2 -	49.232	111.6	1:23.143	114.5	29.099	107.8	2:41.474 (1)	81.60		13:00:31.478
3 -	49.254	120.4	1:24.189	115.7	29.121	105.5	2:42.564 (2)	81.06	1.090	13:03:14.042
4 -	50.243	118.9	1:23.999	114.5	30.057	105.0	2:44.299	80.20	2.825	13:05:58.341
5 -	51.136	119.6	1:24.259	116.7	29.375	105.2	2:44.770	79.97	3.296	13:08:43.111
6 -	50.176	120.9	1:24.420	115.9	29.320	104.5	2:43.916 (3)	80.39	2.442	13:11:27.027
7 -	54.557	118.5	1:25.335	116.3	30.366	97.7	2:50.258	77.39	8.784	13:14:17.285
8 -	55.134	118.7	1:24.507	116.9	29.901	103.5	2:49.542	77.72	8.068	13:17:06.827
9 -	50.699	119.1	1:26.259	111.2	IN PIT		3:08.620 P	69.86	27.146	13:20:15.447

P46 62 1		Neil DELARGY		Porsche 997						
IDEAL LAP TIME : 2:22.545		BEST LAP TIME : 2:23.977		DIFFERENCE : 1.432						
LAP	SECTOR 1	SECTOR 2	SECTOR 3	LAP TIME	MPH	DIFF	TIME OF DAY			
1 -		134.4	1:13.831	131.0	26.377	119.5	2:52.985	76.17	29.008	12:57:23.931
2 -	44.222	138.0	1:16.380	130.5	26.261	120.2	2:26.863	89.72	2.886	12:59:50.794
3 -	43.581	136.9	1:21.113	99.8	26.827	120.2	2:31.521	86.97	7.544	13:02:22.315
4 -	43.700	138.0	1:14.671	128.0	26.619	120.2	2:24.990	90.88	1.013	13:04:47.305
5 -	44.233	137.7	1:13.862	126.6	26.424	119.7	2:24.519 (3)	91.18	0.542	13:07:11.824
6 -	44.174	135.0	1:13.810	129.8	25.993	121.7	2:23.977 (1)	91.52		13:09:35.801
7 -	44.002	136.9	1:12.971	131.8	27.445	113.9	2:24.418 (2)	91.24	0.441	13:12:00.219
8 -	48.234	135.5	1:25.925	84.6	IN PIT		2:52.690 P	76.30	28.713	13:14:52.909

P47 52 2		Darren LABBETT		Porsche Boxster S						
IDEAL LAP TIME : 2:26.288		BEST LAP TIME : 2:27.919		DIFFERENCE : 1.631						
LAP	SECTOR 1	SECTOR 2	SECTOR 3	LAP TIME	MPH	DIFF	TIME OF DAY			
1 -		127.0	1:18.191	118.9	27.176	110.5	3:02.593	72.17	34.674	12:57:33.539
2 -	45.376	127.3	1:16.077	122.0	26.614	109.6	2:28.067 (2)	88.99	0.148	13:00:01.606
3 -	45.080	126.8	1:15.712	122.4	27.543	108.5	2:28.335	88.83	0.416	13:02:29.941
4 -	45.322	125.9	1:15.364	120.6	27.233	108.5	2:27.919 (1)	89.08		13:04:57.860
5 -	46.737	124.9	1:14.594	120.6	26.794	108.8	2:28.125 (3)	88.96	0.206	13:07:25.985
6 -	46.086	124.0	1:15.728	115.5	27.945	100.7	2:29.759	87.99	1.840	13:09:55.744

2023 Porsche Club Championship /Boxster Cup/Eden Open Cup & 911 Challenge

RACE 2 - SECTOR ANALYSIS



SECTOR 1 = FL to I1, SECTOR 2 = I1 to I2, SECTOR 3 = I2 to FL, DIFF = Difference To Personal Best Lap, P = Crossed Finish Line in Pit Lane, D = Time Disallowed

P48 72 Open Will CHAPPELL		Porsche 997.1								
IDEAL LAP TIME : 2:16.102		BEST LAP TIME : 2:21.363		DIFFERENCE : 5.261						
LAP	SECTOR 1	SECTOR 2	SECTOR 3	LAP TIME	MPH	DIFF	TIME OF DAY			
1 -	148.7	1:10.276	141.2	24.886	132.3	2:21.403	93.19	0.040	12:56:52.349	
2 -	40.940	150.4	1:13.593	94.9	IN PIT	2:37.780	P	83.52	16.417	12:59:30.129
3 -	OUTLAP	132.6	1:14.301	135.5	25.631	131.5	4:01.161	54.64	1:39.798	13:03:31.290
4 -	42.791	146.5	1:13.163	129.5	25.409	129.7	2:21.363 (1)	93.21		13:05:52.653
5 -	40.986	148.4	1:16.127	94.5	IN PIT	2:34.371	P	85.36	13.008	13:08:27.024

P49 22 1 Peter EVANS		Porsche 996									
IDEAL LAP TIME : 2:26.090		BEST LAP TIME : 2:28.889		DIFFERENCE : 2.799							
LAP	SECTOR 1	SECTOR 2	SECTOR 3	LAP TIME	MPH	DIFF	TIME OF DAY				
1 -	132.8	1:14.611	130.3	27.008	116.8	2:54.797	75.38	25.908	12:57:25.743		
2 -	45.502	133.4	1:16.305	128.0	27.174	117.0	2:28.981	(2)	88.45	0.092	12:59:54.724
3 -	45.015	132.1	1:17.149	128.3	26.725	118.0	2:28.889 (1)	88.50		13:02:23.613	
4 -	44.754	133.6	1:17.642	129.8	IN PIT	2:43.912	P	80.39	15.023	13:05:07.525	

P50 44 2 Andrew PORTER		Porsche Boxster S									
IDEAL LAP TIME : 2:26.033		BEST LAP TIME : 2:26.189		DIFFERENCE : 0.156							
LAP	SECTOR 1	SECTOR 2	SECTOR 3	LAP TIME	MPH	DIFF	TIME OF DAY				
1 -	126.3	1:18.429	120.9	26.803	110.3	3:01.096	72.76	34.907	12:57:32.042		
2 -	45.066	124.7	1:14.580	121.5	26.543	110.9	2:26.189 (1)	90.14		12:59:58.231	
3 -	45.172	124.7	1:14.936	120.4	27.044	110.7	2:27.152	(2)	89.55	0.963	13:02:25.383
4 -	44.910	125.4	1:15.555	119.8	IN PIT	2:54.678	P	75.44	28.489	13:05:20.061	

P51 89 1 Tom ATHERTON		Porsche Cayman							
IDEAL LAP TIME :		BEST LAP TIME :		DIFFERENCE :					
LAP	SECTOR 1	SECTOR 2	SECTOR 3	LAP TIME	MPH	DIFF	TIME OF DAY		
1 -	129.5	1:30.888	97.1	IN PIT	3:28.476	P	63.20		12:57:59.422

2023 Porsche Club Championship /Boxster Cup/Eden Open Cup & 911 Challenge

RACE 2 - BEST SECTORS

SECTOR 1			SECTOR 2			SECTOR 3			IDEAL / BEST COMPARISON						
POS	NO	NAME	TIME	NO	NAME	TIME	NO	NAME	TIME	POS	NO	NAME	IDEAL	BEST	DIFF
													PERFECT LAP	2:09.579	
1	18	HAMILTON	39.228	18	HAMILTON	1:06.865	18	HAMILTON	23.486	1	18	HAMILTON	2:09.579	2:09.817	0.238
2	50	CARROLL	39.444	91	SLOSS	1:07.138	50	CARROLL	23.558	2	50	CARROLL	2:10.400	2:11.040	0.640
3	91	SLOSS	39.674	50	CARROLL	1:07.398	91	SLOSS	23.892	3	91	SLOSS	2:10.704	2:11.402	0.698
4	72	CHAPPELL	40.940	151	HARRISON	1:08.228	151	HARRISON	23.993	4	151	HARRISON	2:13.421	2:15.327	1.906
5	777	LINGGI	40.960	777	LINGGI	1:08.792	777	LINGGI	24.364	5	777	LINGGI	2:14.116	2:14.734	0.618
6	151	HARRISON	41.200	86	BIRD	1:09.524	106	PETO-DIAS	24.392	6	86	BIRD	2:15.504	2:16.076	0.572
7	86	BIRD	41.230	106	PETO-DIAS	1:10.084	86	BIRD	24.750	7	106	PETO-DIAS	2:15.771	2:16.915	1.144
8	106	PETO-DIAS	41.295	72	CHAPPELL	1:10.276	72	CHAPPELL	24.886	8	72	CHAPPELL	2:16.102	2:21.363	5.261
9	14	MCALÉER	42.487	14	MCALÉER	1:11.676	14	MCALÉER	25.503	9	14	MCALÉER	2:19.666	2:19.666	0.000
10	9	DYER	43.184	16	HARRISON	1:12.076	16	HARRISON	25.699	10	16	HARRISON	2:21.105	2:21.579	0.474
11	2	MORRIS	43.220	11	CALEY	1:12.459	9	DYER	25.775	11	9	DYER	2:21.861	2:22.249	0.388
12	16	HARRISON	43.330	9	DYER	1:12.902	2	MORRIS	25.792	12	2	MORRIS	2:22.076	2:22.465	0.389
13	62	DELARGY	43.581	62	DELARGY	1:12.971	11	CALEY	25.910	13	11	CALEY	2:22.154	2:22.684	0.530
14	85	BAYSTON	43.753	2	MORRIS	1:13.064	62	DELARGY	25.993	14	62	DELARGY	2:22.545	2:23.977	1.432
15	17	MUGGERIDGE	43.770	80	CALEY	1:13.083	80	CALEY	26.002	15	17	MUGGERIDGE	2:23.184	2:23.624	0.440
16	11	CALEY	43.785	17	MUGGERIDGE	1:13.228	85	BAYSTON	26.069	16	85	BAYSTON	2:23.298	2:23.736	0.438
17	4	TOON	43.989	85	BAYSTON	1:13.476	69	CHATHAM	26.166	17	80	CALEY	2:23.428	2:23.532	0.104
18	69	CHATHAM	44.136	69	CHATHAM	1:13.565	17	MUGGERIDGE	26.186	18	69	CHATHAM	2:23.867	2:24.009	0.142
19	80	CALEY	44.343	4	TOON	1:13.627	4	TOON	26.361	19	4	TOON	2:23.977	2:24.263	0.286
20	7	WALKER	44.400	15	KHAN	1:14.496	64	BLACKER	26.423	20	7	WALKER	2:25.849	2:26.279	0.430
21	64	BLACKER	44.577	88	SIMPSON	1:14.531	44	PORTER	26.543	21	44	PORTER	2:26.033	2:26.189	0.156
22	22	EVANS	44.754	44	PORTER	1:14.580	7	WALKER	26.570	22	15	KHAN	2:26.056	2:26.225	0.169
23	44	PORTER	44.910	52	LABBETT	1:14.594	15	KHAN	26.594	23	22	EVANS	2:26.090	2:28.889	2.799
24	88	SIMPSON	44.959	22	EVANS	1:14.611	52	LABBETT	26.614	24	88	SIMPSON	2:26.186	2:26.542	0.356
25	15	KHAN	44.966	7	WALKER	1:14.879	88	SIMPSON	26.696	25	52	LABBETT	2:26.288	2:27.919	1.631
26	45	SEAGRAVE	44.966	45	SEAGRAVE	1:15.181	22	EVANS	26.725	26	64	BLACKER	2:26.438	2:27.841	1.403
27	52	LABBETT	45.080	70	ARCHER	1:15.237	45	SEAGRAVE	26.756	27	45	SEAGRAVE	2:26.903	2:27.461	0.558
28	70	ARCHER	45.236	64	BLACKER	1:15.438	70	ARCHER	26.905	28	70	ARCHER	2:27.378	2:27.964	0.586
29	3	MORRIS	45.440	3	MORRIS	1:16.028	5	RICHARDSON	27.082	29	3	MORRIS	2:28.626	2:29.300	0.674
30	24	HAZELTON	45.858	24	HAZELTON	1:16.277	3	MORRIS	27.158	30	24	HAZELTON	2:29.515	2:30.926	1.411
31	111	NEAL	45.993	10	MORRIS	1:17.260	24	HAZELTON	27.380	31	10	MORRIS	2:31.188	2:31.858	0.670
32	81	DARLING	46.320	21	LOVELL	1:17.496	10	MORRIS	27.505	32	5	RICHARDSON	2:31.501	2:32.014	0.513
33	90	THOMSON	46.415	90	THOMSON	1:17.496	111	NEAL	27.523	33	90	THOMSON	2:31.587	2:32.173	0.586
34	10	MORRIS	46.423	6	THOMPSON	1:17.749	47	JOHNSON	27.566	34	111	NEAL	2:31.684	2:32.632	0.948
35	5	RICHARDSON	46.496	5	RICHARDSON	1:17.923	90	THOMSON	27.676	35	21	LOVELL	2:32.097	2:32.266	0.169
36	6	THOMPSON	46.589	47	JOHNSON	1:18.165	21	LOVELL	28.008	36	47	JOHNSON	2:32.392	2:33.495	1.103
37	21	LOVELL	46.593	111	NEAL	1:18.168	20	NOBLE-EVANS	28.046	37	6	THOMPSON	2:32.580	2:32.981	0.401
38	47	JOHNSON	46.661	81	DARLING	1:18.295	81	DARLING	28.079	38	81	DARLING	2:32.694	2:33.469	0.775
39	20	NOBLE-EVANS	46.894	53	GREGORY	1:19.154	33	WILKINSON	28.171	39	20	NOBLE-EVANS	2:34.283	2:35.711	1.428
40	53	GREGORY	47.186	20	NOBLE-EVANS	1:19.343	6	THOMPSON	28.242	40	53	GREGORY	2:34.594	2:35.204	0.610
41	55	ADAMS	47.308	46	GOUGH	1:19.395	53	GREGORY	28.254	41	46	GOUGH	2:35.414	2:36.461	1.047
42	66	SUDERA	47.453	66	SUDERA	1:19.885	55	ADAMS	28.327	42	55	ADAMS	2:35.588	2:35.641	0.053
43	46	GOUGH	47.535	55	ADAMS	1:19.953	66	SUDERA	28.420	43	66	SUDERA	2:35.758	2:36.085	0.327
44	33	WILKINSON	47.697	33	WILKINSON	1:20.049	46	GOUGH	28.484	44	33	WILKINSON	2:35.917	2:36.295	0.378
45	8	TOON	49.052	8	TOON	1:20.972	38	BRIDGES	29.094	45	8	TOON	2:39.280	2:39.777	0.497
46	77	WATSON	49.232	38	BRIDGES	1:22.392	77	WATSON	29.099	46	38	BRIDGES	2:41.065	2:41.655	0.590
47	38	BRIDGES	49.579	77	WATSON	1:23.143	8	TOON	29.256	47	77	WATSON	2:41.474	2:41.474	0.000
48	28	GRAHAM	50.758	28	GRAHAM	1:23.892	124	WOOD	29.659	48	28	GRAHAM	2:44.341	2:46.333	1.992
49	124	WOOD	51.523	124	WOOD	1:25.075	28	GRAHAM	29.691	49	124	WOOD	2:46.257	2:46.319	0.062
50	125	HORVATH	54.459	89	ATHERTON	1:30.888	125	HORVATH	32.190	50	125	HORVATH	2:59.360	3:01.610	2.250
51				125	HORVATH	1:32.711				51	89	ATHERTON			

2023 Porsche Club Championship /Boxster Cup/Eden Open Cup & 911 Challenge

RACE 2 - BEST SPEEDS

POS	INTERMEDIATE 1			INTERMEDIATE 2			FINISH LINE		
	NO	NAME	MPH	NO	NAME	MPH	NO	NAME	MPH
1	50	CARROLL	154.2	50	CARROLL	149.4	50	CARROLL	139.0
2	18	HAMILTON	152.5	18	HAMILTON	147.8	18	HAMILTON	137.2
3	91	SLOSS	150.8	91	SLOSS	147.4	91	SLOSS	135.5
4	72	CHAPPELL	150.4	151	HARRISON	144.6	106	PETO-DIAS	134.4
5	151	HARRISON	148.7	86	BIRD	143.7	151	HARRISON	133.6
6	106	PETO-DIAS	148.1	106	PETO-DIAS	143.7	86	BIRD	132.5
7	86	BIRD	147.8	777	LINGGI	143.0	72	CHAPPELL	132.3
8	777	LINGGI	147.8	72	CHAPPELL	141.2	777	LINGGI	131.7
9	14	MCALEER	140.3	14	MCALEER	134.2	14	MCALEER	122.4
10	111	NEAL	138.3	16	HARRISON	132.3	62	DELARGY	121.7
11	2	MORRIS	138.0	2	MORRIS	131.8	11	CALEY	121.1
12	62	DELARGY	138.0	62	DELARGY	131.8	2	MORRIS	120.6
13	11	CALEY	136.9	11	CALEY	131.0	16	HARRISON	120.4
14	16	HARRISON	136.6	17	MUGGERIDGE	130.3	64	BLACKER	119.5
15	64	BLACKER	135.0	111	NEAL	130.3	80	CALEY	118.0
16	80	CALEY	134.2	22	EVANS	130.3	22	EVANS	118.0
17	85	BAYSTON	134.2	80	CALEY	129.8	85	BAYSTON	117.6
18	47	JOHNSON	134.2	9	DYER	129.3	111	NEAL	117.2
19	9	DYER	133.9	85	BAYSTON	128.5	17	MUGGERIDGE	117.0
20	17	MUGGERIDGE	133.6	45	SEAGRAVE	128.3	9	DYER	116.8
21	22	EVANS	133.6	4	TOON	127.5	47	JOHNSON	116.8
22	4	TOON	132.3	47	JOHNSON	125.9	4	TOON	115.9
23	45	SEAGRAVE	132.3	64	BLACKER	125.6	45	SEAGRAVE	115.9
24	89	ATHERTON	129.5	24	HAZELTON	124.9	24	HAZELTON	113.1
25	24	HAZELTON	129.3	10	MORRIS	124.0	15	KHAN	112.0
26	69	CHATHAM	127.8	69	CHATHAM	123.5	10	MORRIS	112.0
27	52	LABBETT	127.3	15	KHAN	122.4	69	CHATHAM	111.8
28	10	MORRIS	126.8	52	LABBETT	122.4	88	SIMPSON	111.4
29	44	PORTER	126.3	90	THOMSON	121.5	7	WALKER	111.0
30	15	KHAN	125.9	44	PORTER	121.5	44	PORTER	110.9
31	7	WALKER	125.6	7	WALKER	121.3	70	ARCHER	110.5
32	90	THOMPSON	125.2	6	THOMPSON	120.9	52	LABBETT	110.5
33	66	SUDERA	125.2	70	ARCHER	120.0	5	RICHARDSON	110.3
34	70	ARCHER	124.9	20	NOBLE-EVANS	119.8	6	THOMPSON	109.2
35	6	THOMPSON	124.9	81	DARLING	119.4	3	MORRIS	109.0
36	3	MORRIS	124.5	88	SIMPSON	119.1	90	THOMPSON	109.0
37	81	DARLING	124.0	53	GREGORY	119.1	81	DARLING	108.8
38	55	ADAMS	123.8	3	MORRIS	118.9	66	SUDERA	108.8
39	88	SIMPSON	123.5	66	SUDERA	118.9	8	TOON	107.9
40	53	GREGORY	123.5	55	ADAMS	118.7	53	GREGORY	107.8
41	5	RICHARDSON	123.3	8	TOON	118.5	77	WATSON	107.8
42	33	WILKINSON	122.9	46	GOUGH	118.3	21	LOVELL	107.4
43	20	NOBLE-EVANS	122.6	5	RICHARDSON	118.1	55	ADAMS	107.2
44	46	GOUGH	122.0	21	LOVELL	118.1	46	GOUGH	107.1
45	38	BRIDGES	121.7	38	BRIDGES	118.1	20	NOBLE-EVANS	106.7
46	124	WOOD	121.5	77	WATSON	116.9	38	BRIDGES	106.5
47	8	TOON	121.3	33	WILKINSON	115.9	33	WILKINSON	106.2
48	21	LOVELL	121.1	124	WOOD	115.5	124	WOOD	105.7
49	77	WATSON	120.9	28	GRAHAM	112.2	28	GRAHAM	103.4
50	28	GRAHAM	119.4	125	HORVATH	106.3	125	HORVATH	97.7
51	125	HORVATH	114.9	89	ATHERTON	97.1			

2023 Porsche Club Championship /Boxster Cup/Eden Open Cup & 911 Challenge

RACE 2 - STATISTICS

Competitors Started 51
Planned Start 2023-07-29 @ 12:45:00.000
Actual Start 2023-07-29 @ 12:54:30.945
Finish Time 2023-07-29 @ 13:21:06.533
Track Length 3.6604mi.
Total Laps 512
Total Distance Covered 1874.1748mi.

Session Fastest Lap History

NO	CL	NAME	LAP TIME	TIME OF DAY	LAP	VEHICLE
18	Open	Archie HAMILTON	2:09.817	12:58:54.172	2	Porsche 992

Session Leader History

NO	CL	NAME	FROM LAP	LAPS LED	DISTANCE	VEHICLE
18	Open	Archie HAMILTON	1	12	43.92 miles	Porsche 992

Flag History

TYPE	TIME OF DAY
GREEN	12:54:30.945
FINISH	13:21:06.533

Flag Statistics

TYPE	COUNT	TOTAL LAPS	TOTAL TIME
Green	1	12	33:13.354
Red	0	0	0.000
Safety Car	0	0	0.000
FCY	0	0	0.000

2023 Porsche Club Championship /Boxster Cup/Eden Open Cup & 911 Challenge

RACE 2 - STATISTICS

CLASS : Open

8 Starters

Fastest Lap History

NO	NAME	LAP TIME	TIME OF DAY	LAP	VEHICLE
18	Archie HAMILTON	2:09.817	12:58:54.172	2	Porsche 992

Leader History

NO	NAME	FROM LAP	LAPS LED	DISTANCE	VEHICLE
18	Archie HAMILTON	1	12	43.92 miles	Porsche 992

2023 Porsche Club Championship /Boxster Cup/Eden Open Cup & 911 Challenge

RACE 2 - STATISTICS

CLASS : 911

2 Starters

Fastest Lap History

NO	NAME	LAP TIME	TIME OF DAY	LAP	VEHICLE
111	James NEAL	2:32.650	12:59:41.050	2	Porsche 911 964
111	James NEAL	2:32.632	13:23:35.211	11	Porsche 911 964

Leader History

NO	NAME	FROM LAP	LAPS LED	DISTANCE	VEHICLE
111	James NEAL	1	2	7.32 miles	Porsche 911 964
47	Mike JOHNSON	3	9	32.94 miles	Porsche 911 SC

2023 Porsche Club Championship /Boxster Cup/Eden Open Cup & 911 Challenge

RACE 2 - STATISTICS

CLASS : 1

14 Starters

Fastest Lap History

NO	NAME	LAP TIME	TIME OF DAY	LAP	VEHICLE
11	James CALEY	2:22.787	12:59:42.969	2	Porsche 997
16	Kevin HARRISON	2:21.579	12:59:43.983	2	Porsche 996
14	Mark MCALEER	2:20.839	13:04:35.926	4	Porsche 997
14	Mark MCALEER	2:19.666	13:09:16.444	6	Porsche 997

Leader History

NO	NAME	FROM LAP	LAPS LED	DISTANCE	VEHICLE
11	James CALEY	1	11	40.26 miles	Porsche 997

2023 Porsche Club Championship /Boxster Cup/Eden Open Cup & 911 Challenge

RACE 2 - STATISTICS

CLASS : 2

11 Starters

Fastest Lap History

NO	NAME	LAP TIME	TIME OF DAY	LAP	VEHICLE
69	Oliver CHATHAM	2:25.531	12:59:54.585	2	Porsche Boxster S
69	Oliver CHATHAM	2:24.795	13:02:19.381	3	Porsche Boxster S
69	Oliver CHATHAM	2:24.679	13:07:10.436	5	Porsche Boxster S
69	Oliver CHATHAM	2:24.182	13:09:34.618	6	Porsche Boxster S
69	Oliver CHATHAM	2:24.009	13:11:58.628	7	Porsche Boxster S

Leader History

NO	NAME	FROM LAP	LAPS LED	DISTANCE	VEHICLE
69	Oliver CHATHAM	1	11	40.26 miles	Porsche Boxster S

2023 Porsche Club Championship /Boxster Cup/Eden Open Cup & 911 Challenge

RACE 2 - STATISTICS

CLASS : 3

16 Starters

Fastest Lap History

NO	NAME	LAP TIME	TIME OF DAY	LAP	VEHICLE
21	Jonathan LOVELL	2:32.266	13:00:10.416	2	Porsche Boxster S
90	Sarah THOMSON	2:32.173	13:10:50.345	6	Porsche Boxster S

Leader History

NO	NAME	FROM LAP	LAPS LED	DISTANCE	VEHICLE
21	Jonathan LOVELL	1	11	40.26 miles	Porsche Boxster S

2023 Porsche Club Championship /Boxster Cup /Eden Open Cup & 911 Challenge

RACE 7 - GRID (25 minutes) - AMENDED

ROW 29						57	53 3:08.001 Wayne GREGORY
ROW 28	56	125 2:58.863 Craig HORVATH				55	124 2:49.703 Sarah WOOD
ROW 27			54	28 2:48.883 Phil GRAHAM		53	38 2:40.628 Eric BRIDGES
ROW 26	52	8 2:39.936 Will TOON			51	33 2:37.761 Jessica WILKINSON	
ROW 25			50	66 2:36.238 Vikram SUDERA		49	55 2:35.047 Scot ADAMS
ROW 24	48	46 2:35.011 Matt GOUGH			47	20 2:34.242 Faye NOBLE-EVANS	
ROW 23			46	90 2:34.065 Sarah THOMSON		45	6 2:33.687 Mike THOMPSON
ROW 22	44	81 2:32.821 Perry DARLING			43	21 2:32.036 Jonathan LOVELL	
ROW 21							
ROW 20							
ROW 19						37	10 2:36.426 Julian MORRIS
ROW 18	36	89 2:34.903 Tom ATHERTON			35	3 2:31.545 Ross MORRIS	
ROW 17			34	24 2:31.203 Carl HAZELTON		33	5 2:30.596 Brian RICHARDSON
ROW 16	32	15 2:29.343 Shiraz KHAN			31	70 2:29.245 Angus ARCHER	
ROW 15			30	64 2:28.173 Vince BLACKER		29	45 2:28.091 Paul SEAGRAVE
ROW 14	28	88 2:27.851 Paul SIMPSON			27	44 2:25.711 Andrew PORTER	
ROW 13			26	4 2:25.422 Andy TOON		25	69 2:25.210 Oliver CHATHAM
ROW 12	24	7 2:25.192 Christian WALKER			23	22 2:25.007 Peter EVANS	
ROW 11			22	17 2:24.975 Andrew MUGGERIDGE		21	80 2:24.047 Bill CALEY
ROW 10	20	85 2:23.138 Richard BAYSTON			19	9 2:22.690 Chris DYER	
ROW 9			18	16 2:22.186 Kevin HARRISON		17	2 2:22.163 Peter MORRIS
ROW 8	16	11 2:21.923 James CALEY			15	14 2:21.103 Mark MCALEER	
ROW 7							
ROW 6							
ROW 5			10	47 2:33.640 Mike JOHNSON		9	111 2:32.220 James NEAL
ROW 4	8	106 2:19.115 Chris DYMOND			7	777 2:18.470 Adrian LINGGI	
ROW 3			6	151 2:17.249 Nathen LUCKEY		5	72 2:16.953 Will CHAPPELL
ROW 2	4	86 2:14.868 Charlie BIRD			3	50 2:12.848 Dallas CARROLL	
ROW 1			2	91 2:12.384 Jodie SLOSS		1	18 2:09.654 Archie HAMILTON
							Pole

*Cars 52, 62 & 77 withdrawn.

Silverstone GP: 3.6604 miles

These results are provisional until the conclusion of any judicial and technical matters.

Clerk Of Course : Andy Stevens	Stewards :	Timekeeper : Gethin Rees
--------------------------------	------------	--------------------------

2023 Porsche Club Championship /Boxster Cup /Eden Open Cup & 911 Challenge

RACE 7 - CLASSIFICATION

POS	NO	CL	PIC	NAME	ENTRY	LAPS	TIME	GAP	DIFF	MPH	BEST	ON
1	106	Open	1	Chris DYMOND	Porsche 991	12	25:59.893			101.37	2:07.174	3
2	18	Open	2	Archie HAMILTON	Porsche 992	12	26:28.609	28.716	28.716	99.54	2:09.053	3
3	50	Open	3	Dallas CARROLL	Porsche 991.2 Cup	12	26:34.213	34.320	5.604	99.19	2:10.196	10
4	86	Open	4	Charlie BIRD	Porsche	12	26:39.420	39.527	5.207	98.86	2:10.007	3
5	72	Open	5	Will CHAPPELL	Porsche 997.1	12	27:22.092	1:22.199	42.672	96.30	2:14.604	3
6	151	Open	6	Nathen LUCKEY	Porsche	12	27:25.849	1:25.956	3.757	96.08	2:13.324	5
7	777	Open	7	Adrian LINGGI	Porsche 991.1 Cup	12	28:09.812	2:09.919	43.963	93.58	2:17.630	2
8	14	1	1	Mark MCALEER	Porsche 997	11	26:27.090	1 Lap	1 Lap	91.33	2:20.690	3
9	16	1	2	Kevin HARRISON	Porsche 996	11	26:36.581	1 Lap	9.491	90.79	2:21.038	5
10	11	1	3	James CALEY	Porsche 997	11	26:55.511	1 Lap	18.930	89.72	2:21.501	3
11	80	1	4	Bill CALEY	Porsche Cayman	11	27:05.656	1 Lap	10.145	89.16	2:22.951	2
12	2	1	5	Peter MORRIS	Porsche 997	11	27:05.761	1 Lap	0.105	89.16	2:22.006	3
13	17	1	6	Andrew MUGGERIDGE	Porsche 996	11	27:06.580	1 Lap	0.819	89.11	2:23.445	10
14	85	1	7	Richard BAYSTON	Porsche 996	11	27:14.192	1 Lap	7.612	88.70	2:24.979	8
15	7	2	1	Christian WALKER	Porsche Boxster S	11	27:19.323	1 Lap	5.131	88.42	2:24.946	9
16	69	2	2	Oliver CHATHAM	Porsche Boxster S	11	27:19.765	1 Lap	0.442	88.40	2:24.645	9
17	22	1	8	Peter EVANS	Porsche 996	11	27:32.893	1 Lap	13.128	87.69	2:25.378	7
18	44	2	3	Andrew PORTER	Porsche Boxster S	11	27:33.184	1 Lap	0.291	87.68	2:25.285	2
19	70	2	4	Angus ARCHER	Porsche Boxster S	11	27:33.415	1 Lap	0.231	87.67	2:25.574	7
20	15	2	5	Shiraz KHAN	Porsche Boxster S	11	27:33.703	1 Lap	0.288	87.65	2:26.318	9
21	64	1	9	Vince BLACKER	Porsche Cayman	11	27:56.700	1 Lap	22.997	86.45	2:25.039	2
22	45	1	10	Paul SEAGRAVE	Porsche 996	11	28:21.693	1 Lap	24.993	85.18	2:29.532	6
23	10	2	6	Julian MORRIS	Porsche Boxster S	10	26:00.777	2 Laps	1 Lap	84.43	2:30.479	2
24	24	2	7	Carl HAZELTON	Porsche Boxster S	10	26:01.371	2 Laps	0.594	84.39	2:31.497	2
25	5	2	8	Brian RICHARDSON	Porsche Boxster S	10	26:02.217	2 Laps	0.846	84.35	2:30.756	10
26	111	911	1	James NEAL	Porsche 911 964	10	26:03.889	2 Laps	1.672	84.26	2:33.706	6
27	6	3	1	Mike THOMPSON	Porsche Boxster S	10	26:06.514	2 Laps	2.625	84.12	2:31.578	4
28	81	3	2	Perry DARLING	Porsche Boxster S	10	26:08.684	2 Laps	2.170	84.00	2:31.871	4
29	47	911	2	Mike JOHNSON	Porsche 911 SC	10	26:10.504	2 Laps	1.820	83.90	2:33.729	4
30	21	3	3	Jonathan LOVELL	Porsche Boxster S	10	26:16.100	2 Laps	5.596	83.61	2:32.199	3
31	89	1	11	Tom ATHERTON	Porsche Cayman	10	26:35.966	2 Laps	19.866	82.56	2:33.889	6
32	55	3	4	Scot ADAMS	Porsche Boxster S	10	26:36.875	2 Laps	0.909	82.52	2:34.148	8
33	20	3	5	Faye NOBLE-EVANS	Porsche Boxster S	10	26:37.734	2 Laps	0.859	82.47	2:34.338	8
34	90	3	6	Sarah THOMSON	Porsche Boxster S	10	26:44.612	2 Laps	6.878	82.12	2:33.095	9
35	46	3	7	Matt GOUGH	Porsche Boxster S	10	26:47.944	2 Laps	3.332	81.95	2:33.585	8
36	33	3	8	Jessica WILKINSON	Porsche Boxster S	10	26:58.250	2 Laps	10.306	81.43	2:35.591	7
37	66	3	9	Vikram SUDERA	Porsche Boxster S	10	27:00.182	2 Laps	1.932	81.33	2:35.598	7
38	53	3	10	Wayne GREGORY	Porsche Boxster S	10	27:14.866	2 Laps	14.684	80.60	2:34.391	8
39	88	2	9	Paul SIMPSON	Porsche Boxster S	10	28:21.674	2 Laps	1:06.808	77.44	2:25.305	2
40	38	3	11	Eric BRIDGES	Porsche Boxster S	10	28:42.958	2 Laps	21.284	76.48	2:43.304	3
41	28	3	12	Phil GRAHAM	Porsche Boxster S	10	28:50.246	2 Laps	7.288	76.16	2:45.242	8
42	124	3	13	Sarah WOOD	Porsche Boxster S	10	28:51.442	2 Laps	1.196	76.10	2:46.192	8
43	8	3	14	Will TOON	Porsche Boxster S	9	26:14.147	3 Laps	1 Lap	75.34	2:38.168	2
44	125	3	15	Craig HORVATH	Porsche Boxster S	9	27:11.479	3 Laps	57.332	72.69	2:54.129	2

NOT CLASSIFIED

DNF	91	Open		Jodie SLOSS	Porsche 991	10	22:48.184	2 Laps	0.000	96.31	2:11.934	3
DNF	4	1		Andy TOON	Porsche Cayman	7	17:32.517	5 Laps	3 Laps	87.64	2:24.317	4
DNF	3	2		Ross MORRIS	Porsche Boxster S	3	8:07.394	9 Laps	4 Laps	81.11	2:30.318	3
DNF	9	1		Chris DYER	Porsche Cayman	1	3:50.994	11 Laps	2 Laps	57.04		

FASTEST LAP

106	Open			Chris DYMOND	Porsche 991	3	2:07.174		103.62 mph		166.76 kph	
14	1			Mark MCALEER	Porsche 997	3	2:20.690		93.66 mph		150.73 kph	
69	2			Oliver CHATHAM	Porsche Boxster S	9	2:24.645		91.10 mph		146.61 kph	
6	3			Mike THOMPSON	Porsche Boxster S	4	2:31.578		86.93 mph		139.91 kph	
111	911			James NEAL	Porsche 911 964	6	2:33.706		85.73 mph		137.97 kph	

Race Distance: 12 Laps / 43.92 miles

Silverstone GP: 3.6604 miles

Date: 29/07/2023 Start: 17:38 Finish: 18:04

Weather / Track : Cloudy / Dry

These results are provisional until the conclusion of any judicial and technical matters.

Clerk Of Course : Andy Stevens	Stewards :	Timekeeper : Gethin Rees
--------------------------------	------------	--------------------------

2023 Porsche Club Championship /Boxster Cup /Eden Open Cup & 911 Challenge

RACE 7 - LAP CHART

LAP 1 @ 17:40:33.384			LAP 2 @ 17:42:43.042			LAP 3 @ 17:44:50.216			LAP 4 @ 17:46:58.882			LAP 5 @ 17:49:09.043		
NO	BEHIND	LAP TIME	NO	BEHIND	LAP TIME	NO	BEHIND	LAP TIME	NO	BEHIND	LAP TIME	NO	BEHIND	LAP TIME
18		2:12.633	106		2:08.604	106		2:07.174	106		2:08.666	106		2:10.161
106	1.054	2:13.687	18	0.276	2:09.934	18	2.155	2:09.053	18	3.449	2:09.960	81	1 Lap	2:31.871
91	3.880	2:16.513	86	6.113	2:11.845	86	8.946	2:10.007	38	1 Lap	2:43.304	18	4.972	2:11.684
86	3.926	2:16.559	50	7.619	2:13.080	50	10.995	2:10.550	86	13.315	2:13.035	55	1 Lap	2:35.773
50	4.197	2:16.830	91	7.844	2:13.622	91	12.604	2:11.934	50	16.252	2:13.923	20	1 Lap	2:36.834
72	7.409	2:20.042	72	13.645	2:15.894	72	21.075	2:14.604	91	19.997	2:16.059	86	16.755	2:13.601
151	7.733	2:20.366	151	14.540	2:16.465	151	21.897	2:14.531	151	29.459	2:16.228	89	1 Lap	2:34.023
777	12.970	2:25.603	777	20.942	2:17.630	777	31.528	2:17.760	72	30.588	2:18.179	53	1 Lap	2:37.765
47	26.280	2:38.913	14	50.510	2:22.535	14	1:04.026	2:20.690	124	1 Lap	2:50.723	90	1 Lap	2:37.053
111	26.801	2:39.434	16	50.846	2:21.866	16	1:04.738	2:21.066	28	1 Lap	2:51.174	50	21.723	2:15.632
14	37.633	2:50.266	11	51.864	2:22.445	11	1:06.191	2:21.501	777	42.458	2:19.596	91	22.527	2:12.691
16	38.638	2:51.271	111	53.806	2:36.663	85	1:16.288	2:26.509	125	1 Lap	2:57.693	66	1 Lap	2:39.134
11	39.077	2:51.710	47	54.667	2:38.045	17	1:16.680	2:26.455	14	1:16.747	2:21.387	33	1 Lap	2:38.152
85	40.100	2:52.733	85	56.953	2:26.511	69	1:18.733	2:25.727	16	1:17.406	2:21.334	46	1 Lap	2:39.046
17	40.459	2:53.092	17	57.399	2:26.598	4	1:19.916	2:25.513	11	1:20.789	2:23.264	151	32.622	2:13.324
69	44.467	2:57.100	69	1:00.180	2:25.371	7	1:20.282	2:25.416	8	1 Lap	4:05.422	72	35.718	2:15.291
7	46.121	2:58.754	4	1:01.577	2:24.665	88	1:22.050	2:26.469	85	1:34.139	2:26.517	38	1 Lap	2:45.811
4	46.570	2:59.203	7	1:02.040	2:25.577	44	1:22.214	2:26.259	17	1:34.663	2:26.649	777	52.756	2:20.459
88	47.108	2:59.741	88	1:02.755	2:25.305	111	1:22.881	2:36.249	4	1:35.567	2:24.317	124	1 Lap	2:48.305
44	47.502	3:00.135	44	1:03.129	2:25.285	64	1:23.854	2:26.857	69	1:35.898	2:25.831	28	1 Lap	2:49.098
64	48.790	3:01.423	64	1:04.171	2:25.039	80	1:24.563	2:25.241	7	1:36.979	2:25.363	14	1:27.813	2:21.227
22	49.386	3:02.019	22	1:05.812	2:26.084	22	1:25.173	2:26.535	80	1:40.126	2:24.229	16	1:28.283	2:21.038
15	52.403	3:05.036	80	1:06.496	2:22.951	2	1:26.047	2:22.006	88	1:41.115	2:27.731	125	1 Lap	2:56.395
70	52.621	3:05.254	15	1:09.943	2:27.198	15	1:29.647	2:26.878	2	1:41.242	2:23.861	11	1:33.771	2:23.143
80	53.203	3:05.836	2	1:11.215	2:24.057	47	1:30.582	2:43.089	44	1:41.503	2:27.955	85	1:50.761	2:26.783
3	53.241	3:05.874	70	1:14.125	2:31.162	70	1:33.113	2:26.162	22	1:43.801	2:27.294	17	1:51.117	2:26.615
5	54.734	3:07.367	3	1:14.785	2:31.202	3	1:37.929	2:30.318	64	1:44.216	2:29.028	4	1:51.454	2:26.048
2	56.816	3:09.449	5	1:16.706	2:31.630	5	1:42.203	2:32.671	15	1:47.398	2:26.417	69	1:51.972	2:26.235
10	56.955	3:09.588	10	1:17.776	2:30.479	45	1:42.350	2:30.194	70	1:50.715	2:26.268	7	1:52.256	2:25.438
24	57.028	3:09.661	24	1:18.867	2:31.497	10	1:43.053	2:32.451	111	1:53.846	2:39.631	80	1:54.348	2:24.383
21	57.764	3:10.397	45	1:19.330	2:29.704	24	1:43.515	2:31.822	47	1:55.645	2:33.729	2	1:54.557	2:23.476
6	58.149	3:10.782	21	1:20.797	2:32.691	21	1:45.822	2:32.199	45	2:03.821	2:30.137	88	1:56.988	2:26.034
81	59.172	3:11.805	6	1:22.278	2:33.787	6	1:46.859	2:31.755	10	2:06.316	2:31.929	44	1:57.483	2:26.141
45	59.284	3:11.917	81	1:22.909	2:33.395	81	1:48.434	2:32.699	24	2:08.160	2:33.311	8	1 Lap	2:43.646
20	1:01.058	3:13.691	20	1:28.932	2:37.532	20	1:57.476	2:35.718	5	2:08.808	2:35.271	22	2:00.901	2:27.261
55	1:01.891	3:14.524	55	1:29.362	2:37.129	55	1:57.767	2:35.579	6	2:09.771	2:31.578	64	2:02.915	2:28.860
66	1:02.897	3:15.530	53	1:33.268	2:39.243	53	2:01.805	2:35.711	21	2:10.015	2:32.859	15	2:03.655	2:26.418
53	1:03.683	3:16.316	66	1:34.121	2:40.882	90	2:02.740	2:35.428				70	2:07.064	2:26.510
33	1:04.422	3:17.055	90	1:34.486	2:37.076	89	2:02.933	2:34.491						
46	1:04.687	3:17.320	33	1:35.042	2:40.278	66	2:06.560	2:39.613						
89	1:05.231	3:17.864	46	1:35.286	2:40.257	46	2:07.444	2:39.332						
90	1:07.068	3:19.701	89	1:35.616	2:40.043	33	2:08.012	2:40.144						
8	1:07.978	3:20.611	8	1:36.488	2:38.168									
38	1:09.424	3:22.057	38	1:43.322	2:43.556									
124	1:18.410	3:31.043	124	2:00.744	2:51.992									
125	1:18.759	3:31.392	28	2:01.458	2:52.099									
28	1:19.017	3:31.650	125	2:03.230	2:54.129									
9	1:38.361	3:50.994 P												

2023 Porsche Club Championship /Boxster Cup /Eden Open Cup & 911 Challenge

RACE 7 - LAP CHART

LAP 6 @ 17:51:21.294			LAP 7 @ 17:53:32.812			LAP 8 @ 17:55:42.945			LAP 9 @ 17:57:51.015			LAP 10 @ 17:59:59.847		
NO	BEHIND	LAP TIME	NO	BEHIND	LAP TIME	NO	BEHIND	LAP TIME	NO	BEHIND	LAP TIME	NO	BEHIND	LAP TIME
106		2:12.251	106		2:11.518	106		2:10.133	106		2:08.070	106		2:08.832
18	5.958	2:13.237	88	1 Lap	2:28.131	17	1 Lap	2:25.378	11	1 Lap	2:25.526	14	1 Lap	2:22.506
111	1 Lap	2:35.800	44	1 Lap	2:27.795	80	1 Lap	2:24.793	18	17.492	2:14.297	33	2 Laps	2:37.421
47	1 Lap	2:34.800	22	1 Lap	2:26.552	85	1 Lap	2:27.220	17	1 Lap	2:24.169	66	2 Laps	2:38.201
45	1 Lap	2:31.019	125	2 Laps	2:57.936	2	1 Lap	2:25.488	80	1 Lap	2:23.507	16	1 Lap	2:22.500
10	1 Lap	2:31.447	18	6.638	2:12.198	4	1 Lap	2:27.118	85	1 Lap	2:24.979	18	19.773	2:11.113
24	1 Lap	2:32.513	15	1 Lap	2:28.662	18	11.265	2:14.760	2	1 Lap	2:24.909	11	1 Lap	2:25.837
5	1 Lap	2:33.046	70	1 Lap	2:26.479	7	1 Lap	2:27.383	50	28.025	2:12.312	50	29.389	2:10.196
21	1 Lap	2:33.401	8	2 Laps	2:41.588	69	1 Lap	2:26.804	7	1 Lap	2:26.063	86	35.018	2:14.217
86	21.097	2:16.593	64	1 Lap	2:38.331	124	2 Laps	2:49.052	86	29.633	2:13.520	80	1 Lap	2:24.146
6	1 Lap	2:33.759	86	22.565	2:12.986	28	2 Laps	2:48.315	69	1 Lap	2:26.094	17	1 Lap	2:24.839
81	1 Lap	2:32.668	50	23.027	2:12.566	88	1 Lap	2:27.409	38	2 Laps	2:55.695	2	1 Lap	2:22.897
50	21.979	2:12.507	111	1 Lap	2:33.706	44	1 Lap	2:27.395	44	1 Lap	2:27.961	85	1 Lap	2:26.103
91	25.235	2:14.959	45	1 Lap	2:29.532	22	1 Lap	2:25.378	22	1 Lap	2:28.235	7	1 Lap	2:24.946
151	39.136	2:18.765	47	1 Lap	2:34.596	50	23.783	2:10.889	15	1 Lap	2:27.272	69	1 Lap	2:24.645
55	1 Lap	2:37.022	91	32.408	2:18.691	86	24.183	2:11.751	70	1 Lap	2:27.344	22	1 Lap	2:26.953
89	1 Lap	2:34.039	10	1 Lap	2:32.662	15	1 Lap	2:26.354	88	1 Lap	2:38.097 P	44	1 Lap	2:28.882
20	1 Lap	2:37.653	24	1 Lap	2:32.984	70	1 Lap	2:25.574	91	52.165	2:17.586	15	1 Lap	2:26.318
72	41.022	2:17.555	6	1 Lap	2:32.960	64	1 Lap	2:28.499	151	55.367	2:13.835	70	1 Lap	2:25.985
90	1 Lap	2:36.412	5	1 Lap	2:34.891	91	42.649	2:20.374	124	2 Laps	2:46.753	151	1:01.784	2:15.249
53	1 Lap	2:38.713	151	43.127	2:15.509	8	2 Laps	2:42.291	64	1 Lap	2:29.578	72	1:06.137	2:16.344
66	1 Lap	2:38.102	81	1 Lap	2:33.802	151	49.602	2:16.608	28	2 Laps	2:47.817	91	1:09.088	2:25.755 P
46	1 Lap	2:38.111	72	44.907	2:15.403	72	51.872	2:17.098	72	58.625	2:14.823	64	1 Lap	2:29.983
33	1 Lap	2:38.924	21	1 Lap	2:35.512	45	1 Lap	2:32.309	45	1 Lap	2:30.049	38	2 Laps	2:56.893
777	1:00.007	2:19.502	89	1 Lap	2:33.889	125	2 Laps	2:59.058	8	2 Laps	2:39.856	124	2 Laps	2:46.192
38	1 Lap	2:48.264	55	1 Lap	2:35.296	111	1 Lap	2:35.433	111	1 Lap	2:35.950	28	2 Laps	2:45.242
14	1:37.476	2:21.914	20	1 Lap	2:34.367	47	1 Lap	2:35.819	10	1 Lap	2:32.307	45	1 Lap	2:34.294
16	1:38.359	2:22.327	777	1:07.755	2:19.266	10	1 Lap	2:32.108	47	1 Lap	2:34.175	777	1:47.842	2:28.222
11	1:47.281	2:25.761	53	1 Lap	2:36.384	24	1 Lap	2:31.510	24	1 Lap	2:31.701	111	1 Lap	2:34.583
124	1 Lap	2:48.693	90	1 Lap	2:42.952	6	1 Lap	2:32.238	777	1:28.452	2:19.154	10	1 Lap	2:35.079
28	1 Lap	2:48.005	46	1 Lap	2:37.688	5	1 Lap	2:32.211	6	1 Lap	2:32.214	24	1 Lap	2:33.791
85	2:03.672	2:25.162	66	1 Lap	2:39.116	81	1 Lap	2:32.227	5	1 Lap	2:32.338	5	1 Lap	2:32.036
17	2:03.954	2:25.088	33	1 Lap	2:38.423	21	1 Lap	2:33.039	81	1 Lap	2:33.113	8	2 Laps	2:40.977
4	2:04.856	2:25.653	14	1:47.119	2:21.161	777	1:17.368	2:19.746	21	1 Lap	2:34.019	6	1 Lap	2:33.582
80	2:05.436	2:23.339	16	1:49.852	2:23.011	89	1 Lap	2:35.452	125	2 Laps	2:58.005	81	1 Lap	2:32.930
7	2:05.589	2:25.584	38	1 Lap	2:48.462	55	1 Lap	2:35.664	89	1 Lap	2:34.167	47	1 Lap	2:41.579
2	2:05.725	2:23.419	11	2:00.633	2:24.870	20	1 Lap	2:35.504	55	1 Lap	2:34.148	21	1 Lap	2:36.322
69	2:06.721	2:27.000				53	1 Lap	2:34.570	20	1 Lap	2:34.338			
						90	1 Lap	2:34.315	53	1 Lap	2:34.391			
						46	1 Lap	2:33.667	90	1 Lap	2:33.514			
						66	1 Lap	2:35.598	46	1 Lap	2:33.585			
						33	1 Lap	2:35.591						
						14	1:58.375	2:21.389						
						16	2:01.800	2:22.081						

2023 Porsche Club Championship /Boxster Cup /Eden Open Cup & 911 Challenge

RACE 7 - LAP CHART

LAP 11 @ 18:02:09.312			LAP 12 @ 18:04:20.644		
NO	BEHIND	LAP TIME	NO	BEHIND	LAP TIME
106		2:09.465	106		2:11.332
89	2 Laps	2:34.873	10	2 Laps	2:32.727
55	2 Laps	2:35.782	24	2 Laps	2:32.581
20	2 Laps	2:35.562	5	2 Laps	2:30.756
14	1 Lap	2:22.491	111	2 Laps	2:36.440
53	2 Laps	2:35.328	6	2 Laps	2:33.859
90	2 Laps	2:33.095	81	2 Laps	2:34.174
16	1 Lap	2:23.274	47	2 Laps	2:35.759
18	21.768	2:11.460	8	3 Laps	2:41.588
46	2 Laps	2:34.736	21	2 Laps	2:35.661
125	3 Laps	3:00.153	14	1 Lap	2:21.524
50	31.461	2:11.537	18	28.716	2:18.280
33	2 Laps	2:35.713	50	34.320	2:14.191
66	2 Laps	2:36.732	89	2 Laps	2:37.125
86	37.671	2:12.118	16	1 Lap	2:26.813
11	1 Lap	2:24.538	55	2 Laps	2:35.958
80	1 Lap	2:23.416	20	2 Laps	2:36.535
17	1 Lap	2:23.445	86	39.527	2:13.188
2	1 Lap	2:22.896	90	2 Laps	2:35.066
85	1 Lap	2:25.638	46	2 Laps	2:34.202
69	1 Lap	2:25.561	11	1 Lap	2:26.916
7	1 Lap	2:25.907	33	2 Laps	2:36.549
151	1:06.613	2:14.294	66	2 Laps	2:37.274
72	1:15.158	2:18.486	80	1 Lap	2:23.815
22	1 Lap	2:28.125	2	1 Lap	2:23.303
44	1 Lap	2:27.448	17	1 Lap	2:24.252
15	1 Lap	2:26.675	125	3 Laps	2:56.718
70	1 Lap	2:26.819	85	1 Lap	2:26.037
64	1 Lap	2:30.080	53	2 Laps	3:06.445
88	2 Laps	5:23.690	7	1 Lap	2:28.892
45	1 Lap	2:30.774	69	1 Lap	2:29.397
777	2:01.585	2:23.208	72	1:22.199	2:18.373
38	2 Laps	2:49.625	151	1:25.956	2:30.675
124	2 Laps	2:46.382	22	1 Lap	2:28.457
28	2 Laps	2:46.419	44	1 Lap	2:27.928
			70	1 Lap	2:25.858
			15	1 Lap	2:26.475
			64	1 Lap	2:29.022
			777	2:09.919	2:19.666
			88	2 Laps	2:39.067
			45	1 Lap	2:31.764
			38	2 Laps	2:49.291
			28	2 Laps	2:50.427
			124	2 Laps	2:52.307

2023 Porsche Club Championship /Boxster Cup /Eden Open Cup & 911 Challenge

RACE 7 - POSITION CHART WITH INTERMEDIATES

No	Name	Lap Pos	Lap																																	
			L0-Int1-M	L0-Int2-M	L1-Finish	L1-Int1-M	L1-Int2-M	L2-Finish	L2-Int1-M	L2-Int2-M	L3-Finish	L3-Int1-M	L3-Int2-M	L4-Finish	L4-Int1-M	L4-Int2-M	L5-Finish	L5-Int1-M	L5-Int2-M	L6-Finish	L6-Int1-M	L6-Int2-M	L7-Finish	L7-Int1-M	L7-Int2-M	L8-Finish	L8-Int1-M	L8-Int2-M	L9-Finish	L9-Int1-M	L9-Int2-M	L10-Finish	L10-Int1-M	L10-Int2-M		
18	HAMILTON	1	18	18	18	18	18	106	106	106	106	106	106	106	106	106	106	106	106	106	106	106	106	106	106	106	106	106	106	106	106	106	106	106		
91	SLOSS	2	91	106	106	106	106	18	18	18	18	18	18	18	18	18	18	18	18	18	18	18	18	18	18	18	18	18	18	18	18	18	18	18		
50	CARROLL	3	86	91	91	86	86	86	86	86	86	86	86	86	86	86	86	86	86	86	86	86	86	86	86	86	86	86	86	86	86	86	86	86		
86	BIRD	4	106	86	86	91	91	50	50	50	50	50	50	50	50	50	50	50	50	50	50	50	50	50	50	50	50	50	50	50	50	50	50	50		
72	CHAPPELL	5	72	50	50	50	50	91	91	91	91	91	91	91	91	91	91	91	91	91	91	91	91	91	91	91	91	91	91	91	91	91	91	151	151	
151	LUCKEY	6	50	72	72	72	72	72	72	72	72	72	72	72	72	151	151	151	151	151	151	151	151	151	151	151	151	151	151	151	151	151	151	151		
777	LINGGI	7	151	151	151	151	151	151	151	151	151	151	151	151	151	72	72	72	72	72	72	72	72	72	72	72	72	72	72	72	72	72	72	777	777	
106	DYMOND	8	777	777	777	777	777	777	777	777	777	777	777	777	777	777	777	777	777	777	777	777	777	777	777	777	777	777	777	777	777	777	777	14	14	
111	NEAL	9	47	47	47	111	14	14	14	14	14	14	14	14	14	14	14	14	14	14	14	14	14	14	14	14	14	14	14	14	14	14	14	16	16	
47	JOHNSON	10	111	111	111	47	16	16	16	16	16	16	16	16	16	16	16	16	16	16	16	16	16	16	16	16	16	16	16	16	16	16	16	11	11	
14	MCALDER	11	14	14	14	14	11	11	11	11	11	11	11	11	11	11	11	11	11	11	11	11	11	11	11	11	11	11	11	11	11	11	11	80	80	
11	CALEY	12	11	16	16	16	111	111	111	85	85	85	85	85	85	85	85	85	85	85	85	17	17	17	17	17	17	17	17	17	17	17	17	80	80	
2	MORRIS	13	16	11	11	11	47	47	47	17	17	17	17	17	17	17	17	17	17	17	17	85	85	80	80	80	80	80	80	17	17	17	17	2	17	
16	HARRISON	14	85	85	85	85	85	85	85	69	69	69	69	69	4	4	4	4	4	4	4	4	4	4	4	80	85	85	85	85	2	2	2	2	85	85
9	DYER	15	17	17	17	17	17	17	17	111	4	4	4	69	69	69	69	7	7	80	2	4	2	2	2	2	85	85	85	85	85	85	69	7	69	
85	BAYSTON	16	69	69	69	69	69	69	69	4	7	7	7	7	7	7	7	7	69	80	7	80	2	4	4	7	7	7	7	7	7	69	7	69		
80	CALEY	17	7	7	7	7	4	4	4	7	88	88	88	80	80	80	80	80	80	80	69	2	7	7	7	7	69	69	69	69	69	69	69	7	22	22
17	MUGGERIDGE	18	22	88	4	4	7	7	88	44	44	80	88	2	2	2	2	2	2	2	69	69	69	69	69	44	44	22	22	22	22	22	44	44		
22	EVANS	19	88	4	88	88	88	88	88	44	111	64	44	2	88	88	88	88	88	88	88	88	88	88	88	88	88	88	22	22	44	44	44	44	15	15
7	WALKER	20	4	64	44	44	44	44	44	64	64	80	2	44	44	44	44	44	44	44	44	44	44	44	44	44	44	44	44	44	44	44	44	70	70	
69	CHATHAM	21	64	22	64	64	64	64	64	22	80	2	64	22	22	22	22	22	22	22	22	22	22	22	22	22	22	22	15	70	70	70	70	64	64	
4	TOON	22	15	15	22	22	22	22	22	80	22	22	22	64	64	64	64	64	64	15	15	15	15	15	15	15	15	15	15	15	15	15	15	15	45	45
44	PORTER	23	45	70	15	80	80	80	80	2	2	111	15	15	15	15	15	15	15	15	15	70	70	70	70	70	70	70	64	45	45	45	45	45	10	17
88	SIMPSON	24	9	3	70	15	15	15	2	47	15	15	70	70	70	70	70	70	70	64	64	64	64	64	64	64	45	111	111	111	111	111	10	24	7	
45	SEAGRAVE	25	70	80	80	3	2	2	15	15	47	47	111	111	111	111	111	111	111	111	111	111	111	111	111	45	45	45	111	10	10	10	10	10	24	5
64	BLACKER	26	3	5	3	70	70	70	70	70	70	70	47	47	47	47	47	47	47	47	47	45	45	111	111	111	47	47	47	24	24	24	5	111		
70	ARCHER	27	24	21	5	2	3	3	3	3	3	45	45	45	45	45	45	45	45	45	47	47	47	47	47	47	10	24	24	5	5	5	111	6		
15	KHAN	28	5	10	2	5	5	5	5	5	5	10	10	10	10	10	10	10	10	10	10	10	10	10	10	10	10	10	24	6	6	6	6	81		
5	RICHARDSON	29	10	24	10	10	10	10	10	10	45	5	24	24	24	24	24	24	24	24	24	24	24	24	24	24	24	6	5	5	47	81	81	47		
24	HAZELTON	30	21	2	24	24	24	24	24	45	10	24	5	5	5	5	5	5	5	5	5	6	6	6	6	6	6	5	81	81	81	47	47	47	21	
3	MORRIS	31	80	6	21	21	45	45	45	24	24	21	21	6	6	21	21	6	6	5	5	5	5	5	5	5	5	81	21	21	21	21	21	21	89	
89	ATHERTON	32	81	81	6	45	21	21	21	21	21	6	6	21	21	6	6	81	81	81	81	81	81	81	81	81	81	21	89	89	89	89	89	89	55	
10	MORRIS	33	6	20	81	6	6	6	6	6	6	81	81	81	81	81	81	21	21	21	21	21	21	21	21	21	21	89	55	55	55	55	55	20	20	
21	LOVELL	34	20	45	45	81	81	81	81	81	20	20	55	55	55	55	89	89	89	89	89	89	89	89	89	89	89	20	20	20	20	20	20	90	90	
81	DARLING	35	89	66	20	20	20	20	20	20	20	55	89	20	20	89	89	55	20	55	55	20	55	55	53	53	53	53	53	53	53	90	46	46		
6	THOMPSON	36	55	53	55	55	66	55	55	53	55	89	53	89	89	20	20	20	53	20	20	53	20	20	90	90	90	90	90	90	90	46	33	33		
90	THOMSON	37	66	33	66	66	53	53	53	90	53	53	90	53	53	90	90	90	90	90	90	53	53	90	53	53	46	46	46	46	46	46	33	66	66	
20	NOBLE-EVANS	38	53	46	53	53	33	66	66	89	90	90	66	90	90	53	53	53	66	90	90	46	90	90	33	33	33	33	33	33	33	66	53	53		
46	GOUGH	39	46	89	33	33	46	90	90	66	89	66	33	66	66	66	66	66	66	46	46	46	46	46	46	46	46	46	46	46	46	46	46	88	88	
55	ADAMS	40	33	8	46	46	90	33	89	46	66	46	46	33	33	33	46	33	33	66	66	33	66	66	38	38	88	88	88	88	88	38	24			
66	SUDERA	41	8	90	89	89	89	46	46	33	46	33	38	46	46	46	46	46	46	33	46	38	33	38	33	38	33	124	124	38	38	38	28	38		
33	WILKINSON	42	2	38	90	90	8	89	33	38	33	38	124	38	38	38	38	38	38	38	124	38	38	124	38	38	28	28	124	124	124	124	124	28		
8	TOON	43	38	125	8	8	38	8	8	124	38	124	28	124	124	124	124	124	124	28	124	124	28	124	124	28	124	124	8	8	28	28	28	124		
38	BRIDGES	44	90	124	38	38	124	38	38	28	124	28	125	28	28	28	28	28	28	28	8	28	28	8	28	28	125	125	8	8	8	10				
28	GRAHAM	45	125	28	124	124	28	124	124	125	28	125	8	125	125	125	125	125	125	8	8	125	8	8	125	8	8	125	125	125						

2023 Porsche Club Championship /Boxster Cup /Eden Open Cup & 911 Challenge

RACE 7 - POSITION CHART WITH INTERMEDIATES

No	Name	Lap	L11 - Finish	L11 - Int-M	L11 - Int2-M	L12 - Finish
		Pos				
18	HAMILTON	1	106	106	106	106
91	SLOSS	2	18	18	18	18
50	CARROLL	3	50	50	50	50
86	BIRD	4	86	86	86	86
72	CHAPPELL	5	151	151	72	72
151	LUCKEY	6	72	72	151	151
777	LINGGI	7	777	777	777	777
106	DYMOND	8	14			
111	NEAL	9	16			
47	JOHNSON	10	11			
14	MCALEER	11	80			
11	CALEY	12	2			
2	MORRIS	13	17			
16	HARRISON	14	85			
9	DYER	15	7			
85	BAYSTON	16	69			
80	CALEY	17	22			
17	MUGGERIDGE	18	44			
22	EVANS	19	70			
7	WALKER	20	15			
69	CHATHAM	21	64			
4	TOON	22	45			
44	PORTER	23				
88	SIMPSON	24				
45	SEAGRAVE	25				
64	BLACKER	26				
70	ARCHER	27				
15	KHAN	28				
5	RICHARDSON	29				
24	HAZELTON	30				
3	MORRIS	31				
89	ATHERTON	32				
10	MORRIS	33				
21	LOVELL	34				
81	DARLING	35				
6	THOMPSON	36				
90	THOMSON	37				
20	NOBLE-EVANS	38				
46	GOUGH	39				
55	ADAMS	40				
66	SUDERA	41				
33	WILKINSON	42				
8	TOON	43				
38	BRIDGES	44				
28	GRAHAM	45				

2023 Porsche Club Championship /Boxster Cup /Eden Open Cup & 911 Challenge

RACE 7 - POSITION CHART WITH INTERMEDIATES

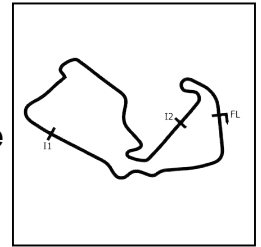
No	Name	Lap																																				
		Pos		L0 - Int1-M	L0 - Int2-M	L1 - Finish	L1 - Int1-M	L1 - Int2-M	L2 - Finish	L2 - Int1-M	L2 - Int2-M	L3 - Finish	L3 - Int1-M	L3 - Int2-M	L4 - Finish	L4 - Int1-M	L4 - Int2-M	L5 - Finish	L5 - Int1-M	L5 - Int2-M	L6 - Finish	L6 - Int1-M	L6 - Int2-M	L7 - Finish	L7 - Int1-M	L7 - Int2-M	L8 - Finish	L8 - Int1-M	L8 - Int2-M	L9 - Finish	L9 - Int1-M	L9 - Int2-M	L10 - Finish	L10 - Int1-M	L10 - Int2-M			
124	WOOD	46		28	9	125	28	125	28	28	8	125	8	8	8	8	8	8	125	125	125	125																
125	HORVATH	47		124	28	125	125	125	8																													
53	GREGORY	48		9																																		

2023 Porsche Club Championship /Boxster Cup /Eden Open Cup & 911 Challenge
RACE 7 - POSITION CHART WITH INTERMEDIATES

No	Name	Lap	L11 - Finish	L11 - Int-M	L11 - Int2-M	L12 - Finish
		Pos				
124	WOOD	46				
125	HORVATH	47				
53	GREGORY	48				

2023 Porsche Club Championship /Boxster Cup /Eden Open Cup & 911 Challenge

RACE 7 - SECTOR ANALYSIS



SECTOR 1 = FL to I1, SECTOR 2 = I1 to I2, SECTOR 3 = I2 to FL, DIFF = Difference To Personal Best Lap, P = Crossed Finish Line in Pit Lane, D = Time Disallowed

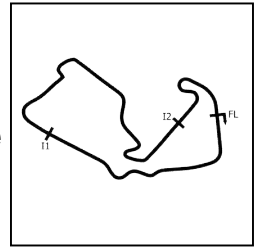
P1		106 Open		Chris DYMOND		Porsche 991				
IDEAL LAP TIME : 2:06.971		BEST LAP TIME : 2:07.174		DIFFERENCE : 0.203						
LAP	SECTOR 1		SECTOR 2		SECTOR 3		LAP TIME	MPH	DIFF	TIME OF DAY
1 -		152.1	1:06.848	149.1	23.127	137.5	2:13.687	98.57	6.513	17:40:34.438
2 -	38.791	152.1	1:05.719	150.8	24.094	135.8	2:08.604 (3)	102.46	1.430	17:42:43.042
3 -	38.613	151.1	1:05.231	148.7	23.330	137.5	2:07.174 (1)	103.62		17:44:50.216
4 -	40.068	151.4	1:05.242	148.7	23.356	137.8	2:08.666	102.41	1.492	17:46:58.882
5 -	40.574	151.1	1:06.238	149.7	23.349	136.7	2:10.161	101.24	2.987	17:49:09.043
6 -	43.125	150.8	1:05.896	147.8	23.230	137.5	2:12.251	99.64	5.077	17:51:21.294
7 -	38.655	151.4	1:07.855	146.2	25.008	134.4	2:11.518	100.19	4.344	17:53:32.812
8 -	38.853	152.8	1:07.954	148.7	23.326	137.0	2:10.133	101.26	2.959	17:55:42.945
9 -	39.150	150.4	1:05.555	148.7	23.365	137.2	2:08.070 (2)	102.89	0.896	17:57:51.015
10 -	38.662	151.1	1:06.863	144.3	23.307	136.7	2:08.832	102.28	1.658	17:59:59.847
11 -	39.028	150.8	1:07.074	148.7	23.363	137.8	2:09.465	101.78	2.291	18:02:09.312
12 -	38.890	150.4	1:07.716	146.8	24.726	112.4	2:11.332	100.33	4.158	18:04:20.644

P2		18 Open		Archie HAMILTON		Porsche 992				
IDEAL LAP TIME : 2:08.586		BEST LAP TIME : 2:09.053		DIFFERENCE : 0.467						
LAP	SECTOR 1		SECTOR 2		SECTOR 3		LAP TIME	MPH	DIFF	TIME OF DAY
1 -		150.1	1:07.319	147.1	23.503	136.4	2:12.633	99.35	3.580	17:40:33.384
2 -	39.307	150.8	1:05.944	147.8	24.683	129.9	2:09.934 (2)	101.41	0.881	17:42:43.318
3 -	39.360	152.1	1:05.921	147.8	23.772	137.2	2:09.053 (1)	102.11		17:44:52.371
4 -	40.377	151.8	1:06.225	147.8	23.358	137.2	2:09.960 (3)	101.39	0.907	17:47:02.331
5 -	41.492	151.1	1:06.729	148.1	23.463	137.2	2:11.684	100.07	2.631	17:49:14.015
6 -	41.616	141.5	1:07.632	148.7	23.989	135.8	2:13.237	98.90	4.184	17:51:27.252
7 -	39.448	150.8	1:08.467	144.3	24.283	135.8	2:12.198	99.68	3.145	17:53:39.450
8 -	41.072	144.9	1:08.207	146.2	25.481	120.6	2:14.760	97.78	5.707	17:55:54.210
9 -	42.066	149.7	1:08.525	147.8	23.706	136.4	2:14.297	98.12	5.244	17:58:08.507
10 -	39.834	150.8	1:07.489	147.8	23.790	136.7	2:11.113	100.50	2.060	18:00:19.620
11 -	39.523	151.1	1:07.305	145.8	24.632	134.7	2:11.460	100.24	2.407	18:02:31.080
12 -	44.834	149.4	1:09.582	143.7	23.864	131.5	2:18.280	95.29	9.227	18:04:49.360

P3		50 Open		Dallas CARROLL		Porsche 991.2 Cup				
IDEAL LAP TIME : 2:09.381		BEST LAP TIME : 2:10.196		DIFFERENCE : 0.815						
LAP	SECTOR 1		SECTOR 2		SECTOR 3		LAP TIME	MPH	DIFF	TIME OF DAY
1 -		152.5	1:07.696	149.1	23.643	137.2	2:16.830	96.30	6.634	17:40:37.581
2 -	40.844	153.9	1:08.007	149.1	24.229	136.4	2:13.080	99.02	2.884	17:42:50.661
3 -	39.665	152.5	1:07.090	148.7	23.795	138.1	2:10.550 (2)	100.94	0.354	17:45:01.211
4 -	39.582	143.7	1:10.675	149.1	23.666	138.1	2:13.923	98.39	3.727	17:47:15.134
5 -	43.493	150.1	1:08.075	143.7	24.064	138.1	2:15.632	97.15	5.436	17:49:30.766
6 -	41.955	152.1	1:07.150	148.7	23.402	138.1	2:12.507	99.44	2.311	17:51:43.273
7 -	41.226	152.8	1:07.868	146.5	23.472	137.8	2:12.566	99.40	2.370	17:53:55.839
8 -	40.368	153.5	1:06.469	149.7	24.052	135.5	2:10.889 (3)	100.67	0.693	17:56:06.728
9 -	40.064	151.8	1:07.466	144.9	24.782	137.8	2:12.312	99.59	2.116	17:58:19.040
10 -	39.779	151.8	1:06.765	148.7	23.652	138.4	2:10.196 (1)	101.21		18:00:29.236
11 -	39.510	151.8	1:06.862	148.4	25.165	134.2	2:11.537	100.18	1.341	18:02:40.773
12 -	39.848	151.8	1:08.893	146.2	25.450	137.0	2:14.191	98.20	3.995	18:04:54.964

2023 Porsche Club Championship /Boxster Cup /Eden Open Cup & 911 Challenge

RACE 7 - SECTOR ANALYSIS



SECTOR 1 = FL to I1, SECTOR 2 = I1 to I2, SECTOR 3 = I2 to FL, DIFF = Difference To Personal Best Lap, P = Crossed Finish Line in Pit Lane, D = Time Disallowed

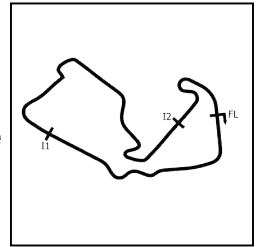
P4		86 Open		Charlie BIRD		Porsche				
IDEAL LAP TIME : 2:09.774		BEST LAP TIME : 2:10.007		DIFFERENCE : 0.233						
LAP	SECTOR 1	SECTOR 2	SECTOR 3	LAP TIME	MPH	DIFF	TIME OF DAY			
1 -		147.1	1:08.967	145.5	24.154	129.7	2:16.559	96.49	6.552	17:40:37.310
2 -	40.148	147.1	1:07.566	143.7	24.131	133.3	2:11.845 (3)	99.94	1.838	17:42:49.155
3 -	39.819	147.4	1:06.632	145.2	23.556	134.2	2:10.007 (1)	101.36		17:44:59.162
4 -	39.586	147.1	1:09.803	145.2	23.646	133.9	2:13.035	99.05	3.028	17:47:12.197
5 -	40.481	147.4	1:08.919	143.7	24.201	133.3	2:13.601	98.63	3.594	17:49:25.798
6 -	44.585	147.4	1:07.553	144.6	24.455	120.6	2:16.593	96.47	6.586	17:51:42.391
7 -	40.962	146.8	1:08.311	143.0	23.713	133.3	2:12.986	99.09	2.979	17:53:55.377
8 -	40.847	145.2	1:07.143	146.5	23.761	133.1	2:11.751 (2)	100.02	1.744	17:56:07.128
9 -	40.691	135.2	1:08.636	144.9	24.193	126.4	2:13.520	98.69	3.513	17:58:20.648
10 -	40.720	148.4	1:09.492	145.2	24.005	133.6	2:14.217	98.18	4.210	18:00:34.865
11 -	40.267	147.4	1:08.055	143.3	23.796	134.4	2:12.118	99.74	2.111	18:02:46.983
12 -	40.884	146.8	1:08.491	143.7	23.813	134.4	2:13.188	98.94	3.181	18:05:00.171

P5		72 Open		Will CHAPPELL		Porsche 997.1				
IDEAL LAP TIME : 2:14.390		BEST LAP TIME : 2:14.604		DIFFERENCE : 0.214						
LAP	SECTOR 1	SECTOR 2	SECTOR 3	LAP TIME	MPH	DIFF	TIME OF DAY			
1 -		147.4	1:10.166	143.3	24.691	130.4	2:20.042	94.09	5.438	17:40:40.793
2 -	41.099	148.7	1:09.779	141.8	25.016	132.0	2:15.894	96.97	1.290	17:42:56.687
3 -	40.407	149.7	1:09.468	143.3	24.729	130.7	2:14.604 (1)	97.90		17:45:11.291
4 -	40.874	148.4	1:11.836	136.9	25.469	128.1	2:18.179	95.36	3.575	17:47:29.470
5 -	40.858	149.4	1:09.592	143.7	24.841	130.4	2:15.291 (3)	97.40	0.687	17:49:44.761
6 -	40.772	151.1	1:11.789	141.5	24.994	127.2	2:17.555	95.80	2.951	17:52:02.316
7 -	41.158	149.1	1:09.333	144.0	24.912	124.5	2:15.403	97.32	0.799	17:54:17.719
8 -	41.643	149.4	1:10.132	144.6	25.323	130.4	2:17.098	96.11	2.494	17:56:34.817
9 -	40.799	150.1	1:09.374	143.7	24.650	132.0	2:14.823 (2)	97.74	0.219	17:58:49.640
10 -	41.583	149.1	1:09.956	144.3	24.805	132.0	2:16.344	96.65	1.740	18:01:05.984
11 -	41.656	148.7	1:11.272	142.7	25.558	130.7	2:18.486	95.15	3.882	18:03:24.470
12 -	42.123	148.4	1:11.255	143.3	24.995	128.9	2:18.373	95.23	3.769	18:05:42.843

P6		151 Open		Nathen LUCKEY		Porsche				
IDEAL LAP TIME : 2:12.528		BEST LAP TIME : 2:13.324		DIFFERENCE : 0.796						
LAP	SECTOR 1	SECTOR 2	SECTOR 3	LAP TIME	MPH	DIFF	TIME OF DAY			
1 -		145.8	1:09.712	143.3	24.515	131.7	2:20.366	93.88	7.042	17:40:41.117
2 -	41.553	146.5	1:10.252	141.5	24.660	131.7	2:16.465	96.56	3.141	17:42:57.582
3 -	41.298	146.5	1:09.023	142.7	24.210	132.8	2:14.531	97.95	1.207	17:45:12.113
4 -	41.002	131.3	1:11.165	136.9	24.061	132.5	2:16.228	96.73	2.904	17:47:28.341
5 -	41.072	145.8	1:08.181	142.1	24.071	132.8	2:13.324 (1)	98.84		17:49:41.665
6 -	41.731	145.8	1:09.869	143.3	27.165	122.6	2:18.765	94.96	5.441	17:52:00.430
7 -	41.263	145.2	1:08.247	144.0	25.999	128.1	2:15.509	97.24	2.185	17:54:15.939
8 -	41.798	145.2	1:09.782	140.6	25.028	118.0	2:16.608	96.46	3.284	17:56:32.547
9 -	41.000	145.2	1:07.888	144.0	24.947	130.4	2:13.835 (2)	98.46	0.511	17:58:46.382
10 -	41.437	146.2	1:08.963	143.7	24.849	120.2	2:15.249	97.43	1.925	18:01:01.631
11 -	41.106	148.1	1:08.708	141.5	24.480	132.5	2:14.294 (3)	98.12	0.970	18:03:15.925
12 -	40.579	146.2	1:25.745	142.1	24.351	131.5	2:30.675	87.45	17.351	18:05:46.600

2023 Porsche Club Championship /Boxster Cup /Eden Open Cup & 911 Challenge

RACE 7 - SECTOR ANALYSIS



SECTOR 1 = FL to I1, SECTOR 2 = I1 to I2, SECTOR 3 = I2 to FL, DIFF = Difference To Personal Best Lap, P = Crossed Finish Line in Pit Lane, D = Time Disallowed

P7 777 Open		Adrian LINGGI		Porsche 991.1 Cup									
IDEAL LAP TIME : 2:16.369		BEST LAP TIME : 2:17.630		DIFFERENCE : 1.261									
LAP	SECTOR 1	SECTOR 2	SECTOR 3	LAP TIME	MPH	DIFF	TIME OF DAY						
1 -		144.6	1:11.259	140.9	24.911	124.0	2:25.603	90.50	7.973	17:40:46.354			
2 -	41.565	144.6	1:10.184	140.9	25.881	127.2	2:17.630 (1)	95.74		17:43:03.984			
3 -	41.884	144.9	1:10.598	140.6	25.278	127.9	2:17.760 (2)	95.65	0.130	17:45:21.744			
4 -	41.756	135.0	1:12.384	140.6	25.456	125.2	2:19.596	94.39	1.966	17:47:41.340			
5 -	44.709	142.7	1:11.130	140.1	24.620	130.7	2:20.459	93.81	2.829	17:50:01.799			
6 -	43.874	145.2	1:10.904	141.5	24.724	123.6	2:19.502	94.46	1.872	17:52:21.301			
7 -	41.871	145.8	1:12.542	137.7	24.853	128.9	2:19.266	94.62	1.636	17:54:40.567			
8 -	42.839	142.1	1:11.962	139.2	24.945	128.7	2:19.746	94.29	2.116	17:57:00.313			
9 -	41.831	145.8	1:11.512	139.5	25.811	119.7	2:19.154 (3)	94.69	1.524	17:59:19.467			
10 -	43.494	124.9	1:17.647	135.0	27.081	117.8	2:28.222	88.90	10.592	18:01:47.689			
11 -	42.781	145.5	1:14.369	140.6	26.058	112.0	2:23.208	92.01	5.578	18:04:10.897			
12 -	42.307	141.5	1:12.133	139.2	25.226	123.6	2:19.666	94.35	2.036	18:06:30.563			

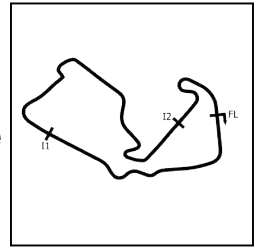
P8 14 1		Mark MCALEER		Porsche 997									
IDEAL LAP TIME : 2:20.255		BEST LAP TIME : 2:20.690		DIFFERENCE : 0.435									
LAP	SECTOR 1	SECTOR 2	SECTOR 3	LAP TIME	MPH	DIFF	TIME OF DAY						
1 -		135.2	1:13.868	131.3	25.822	121.3	2:50.266	77.39	29.576	17:41:11.017			
2 -	43.101	137.5	1:13.361	130.5	26.073	121.3	2:22.535	92.45	1.845	17:43:33.552			
3 -	43.158	136.6	1:11.645	131.8	25.887	121.7	2:20.690 (1)	93.66		17:45:54.242			
4 -	42.897	137.2	1:12.685	131.3	25.805	122.0	2:21.387	93.20	0.697	17:48:15.629			
5 -	42.990	137.7	1:11.812	131.3	26.425	120.0	2:21.227 (3)	93.30	0.537	17:50:36.856			
6 -	43.197	136.6	1:12.980	132.3	25.737	122.0	2:21.914	92.85	1.224	17:52:58.770			
7 -	42.873	136.9	1:12.298	131.0	25.990	121.5	2:21.161 (2)	93.35	0.471	17:55:19.931			
8 -	43.317	136.1	1:12.082	132.6	25.990	121.3	2:21.389	93.20	0.699	17:57:41.320			
9 -	43.231	136.3	1:13.190	129.3	26.085	120.4	2:22.506	92.47	1.816	18:00:03.826			
10 -	43.004	138.3	1:13.479	126.3	26.008	119.1	2:22.491	92.48	1.801	18:02:26.317			
11 -	43.266	137.5	1:12.353	130.8	25.905	116.3	2:21.524	93.11	0.834	18:04:47.841			

P9 16 1		Kevin HARRISON		Porsche 996									
IDEAL LAP TIME : 2:20.565		BEST LAP TIME : 2:21.038		DIFFERENCE : 0.473									
LAP	SECTOR 1	SECTOR 2	SECTOR 3	LAP TIME	MPH	DIFF	TIME OF DAY						
1 -		133.4	1:14.179	130.0	25.941	119.1	2:51.271	76.94	30.233	17:41:12.022			
2 -	43.158	135.5	1:12.424	130.0	26.284	120.4	2:21.866	92.88	0.828	17:43:33.888			
3 -	43.341	135.2	1:11.929	130.8	25.796	120.2	2:21.066 (2)	93.41	0.028	17:45:54.954			
4 -	43.241	133.9	1:12.423	131.3	25.670	120.2	2:21.334 (3)	93.23	0.296	17:48:16.288			
5 -	42.966	136.1	1:12.258	129.3	25.814	119.3	2:21.038 (1)	93.43		17:50:37.326			
6 -	43.282	135.0	1:13.055	131.5	25.990	119.3	2:22.327	92.58	1.289	17:52:59.653			
7 -	43.354	134.4	1:13.824	130.8	25.833	120.0	2:23.011	92.14	1.973	17:55:22.664			
8 -	43.595	133.9	1:12.785	130.5	25.701	120.4	2:22.081	92.74	1.043	17:57:44.745			
9 -	43.581	133.9	1:12.969	130.8	25.950	120.0	2:22.500	92.47	1.462	18:00:07.245			
10 -	43.862	133.9	1:13.496	128.3	25.916	119.5	2:23.274	91.97	2.236	18:02:30.519			
11 -	46.854	131.5	1:13.681	127.0	26.278	116.8	2:26.813	89.75	5.775	18:04:57.332			

P10 11 1		James CALEY		Porsche 997									
IDEAL LAP TIME : 2:21.229		BEST LAP TIME : 2:21.501		DIFFERENCE : 0.272									
LAP	SECTOR 1	SECTOR 2	SECTOR 3	LAP TIME	MPH	DIFF	TIME OF DAY						
1 -		133.4	1:14.674	132.3	26.029	119.3	2:51.710	76.74	30.209	17:41:12.461			
2 -	43.254	137.5	1:12.842	128.3	26.349	120.6	2:22.445 (2)	92.51	0.944	17:43:34.906			
3 -	43.526	137.2	1:12.174	131.0	25.801	120.8	2:21.501 (1)	93.12		17:45:56.407			
4 -	43.875	135.0	1:13.424	130.3	25.965	119.5	2:23.264	91.98	1.763	17:48:19.671			
5 -	43.867	135.5	1:13.251	129.3	26.025	119.7	2:23.143 (3)	92.06	1.642	17:50:42.814			
6 -	44.186	135.0	1:14.610	128.5	26.965	118.4	2:25.761	90.40	4.260	17:53:08.575			
7 -	44.482	134.7	1:13.986	130.0	26.402	117.4	2:24.870	90.96	3.369	17:55:33.445			
8 -	44.603	135.2	1:14.471	129.5	26.452	117.0	2:25.526	90.55	4.025	17:57:58.971			
9 -	44.494	135.5	1:15.047	130.3	26.296	118.0	2:25.837	90.35	4.336	18:00:24.808			
10 -	44.614	134.4	1:13.673	128.8	26.251	117.6	2:24.538	91.17	3.037	18:02:49.346			
11 -	44.469	132.8	1:16.013	129.0	26.434	117.4	2:26.916	89.69	5.415	18:05:16.262			

2023 Porsche Club Championship /Boxster Cup /Eden Open Cup & 911 Challenge

RACE 7 - SECTOR ANALYSIS



SECTOR 1 = FL to I1, SECTOR 2 = I1 to I2, SECTOR 3 = I2 to FL, DIFF = Difference To Personal Best Lap, P = Crossed Finish Line in Pit Lane, D = Time Disallowed

P11 80 1		Bill CALEY		Porsche Cayman						
IDEAL LAP TIME : 2:22.235		BEST LAP TIME : 2:22.951		DIFFERENCE : 0.716						
LAP	SECTOR 1		SECTOR 2		SECTOR 3		LAP TIME	MPH	DIFF	TIME OF DAY
1 -		132.1	1:19.266	126.3	26.164	118.2	3:05.836	70.91	42.885	17:41:26.587
2 -	44.198	132.3	1:12.823	127.8	25.930	118.4	2:22.951 (1)	92.18		17:43:49.538
3 -	43.791	133.6	1:15.732	128.5	25.718	118.2	2:25.241	90.73	2.290	17:46:14.779
4 -	44.707	133.4	1:13.455	125.4	26.067	117.0	2:24.229	91.36	1.278	17:48:39.008
5 -	43.966	132.1	1:14.391	127.0	26.026	117.0	2:24.383	91.26	1.432	17:51:03.391
6 -	43.694	132.1	1:13.704	129.3	25.941	117.4	2:23.339 (2)	91.93	0.388	17:53:26.730
7 -	44.564	133.6	1:14.493	129.8	25.736	117.4	2:24.793	91.01	1.842	17:55:51.523
8 -	43.885	130.5	1:13.635	128.8	25.987	118.2	2:23.507	91.82	0.556	17:58:15.030
9 -	44.053	132.8	1:14.108	128.0	25.985	116.1	2:24.146	91.41	1.195	18:00:39.176
10 -	44.043	130.5	1:13.540	127.3	25.833	118.0	2:23.416 (3)	91.88	0.465	18:03:02.592
11 -	44.348	130.5	1:13.599	128.5	25.868	117.8	2:23.815	91.63	0.864	18:05:26.407

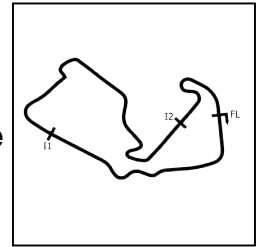
P12 2 1		Peter MORRIS		Porsche 997						
IDEAL LAP TIME : 2:21.630		BEST LAP TIME : 2:22.006		DIFFERENCE : 0.376						
LAP	SECTOR 1		SECTOR 2		SECTOR 3		LAP TIME	MPH	DIFF	TIME OF DAY
1 -		132.3	1:16.093	122.9	27.453	119.1	3:09.449	69.55	47.443	17:41:30.200
2 -	43.990	136.3	1:14.029	131.0	26.038	120.4	2:24.057	91.47	2.051	17:43:54.257
3 -	43.682	137.5	1:12.783	130.8	25.541	120.6	2:22.006 (1)	92.79		17:46:16.263
4 -	44.876	135.2	1:13.381	130.8	25.604	120.6	2:23.861	91.60	1.855	17:48:40.124
5 -	43.306	137.2	1:14.103	130.0	26.067	121.3	2:23.476	91.84	1.470	17:51:03.600
6 -	43.944	136.6	1:13.806	132.3	25.669	121.3	2:23.419	91.88	1.413	17:53:27.019
7 -	43.821	136.9	1:15.909	130.5	25.758	121.3	2:25.488	90.57	3.482	17:55:52.507
8 -	44.350	136.3	1:13.967	131.3	26.592	110.7	2:24.909	90.93	2.903	17:58:17.416
9 -	44.105	135.8	1:12.824	133.1	25.968	120.2	2:22.897 (3)	92.21	0.891	18:00:40.313
10 -	43.470	135.5	1:13.731	132.1	25.695	121.5	2:22.896 (2)	92.21	0.890	18:03:03.209
11 -	44.209	136.3	1:13.392	131.3	25.702	120.8	2:23.303	91.95	1.297	18:05:26.512

P13 17 1		Andrew MUGGERIDGE		Porsche 996						
IDEAL LAP TIME : 2:22.972		BEST LAP TIME : 2:23.445		DIFFERENCE : 0.473						
LAP	SECTOR 1		SECTOR 2		SECTOR 3		LAP TIME	MPH	DIFF	TIME OF DAY
1 -		131.0	1:14.454	129.5	26.430	116.8	2:53.092	76.13	29.647	17:41:13.843
2 -	44.789	132.8	1:15.155	126.3	26.654	116.8	2:26.598	89.89	3.153	17:43:40.441
3 -	45.411	129.5	1:14.942	129.3	26.102	117.0	2:26.455	89.97	3.010	17:46:06.896
4 -	44.965	124.0	1:15.507	127.8	26.177	116.8	2:26.649	89.85	3.204	17:48:33.545
5 -	45.120	130.8	1:14.967	125.9	26.528	116.6	2:26.615	89.88	3.170	17:51:00.160
6 -	44.631	131.0	1:14.129	130.3	26.328	117.8	2:25.088	90.82	1.643	17:53:25.248
7 -	44.130	131.0	1:14.851	129.3	26.397	116.8	2:25.378	90.64	1.933	17:55:50.626
8 -	44.072	131.0	1:14.190	128.3	25.907	116.1	2:24.169 (2)	91.40	0.724	17:58:14.795
9 -	43.968	130.8	1:14.626	129.8	26.245	117.4	2:24.839	90.98	1.394	18:00:39.634
10 -	43.860	132.1	1:13.669	129.3	25.916	117.4	2:23.445 (1)	91.86		18:03:03.079
11 -	44.990	133.4	1:13.205	131.0	26.057	117.2	2:24.252 (3)	91.35	0.807	18:05:27.331

P14 85 1		Richard BAYSTON		Porsche 996						
IDEAL LAP TIME : 2:24.240		BEST LAP TIME : 2:24.979		DIFFERENCE : 0.739						
LAP	SECTOR 1		SECTOR 2		SECTOR 3		LAP TIME	MPH	DIFF	TIME OF DAY
1 -		132.3	1:14.703	127.8	26.258	116.3	2:52.733	76.28	27.754	17:41:13.484
2 -	45.036	132.1	1:15.005	125.4	26.470	116.6	2:26.511	89.94	1.532	17:43:39.995
3 -	45.665	131.3	1:14.848	126.1	25.996	117.0	2:26.509	89.94	1.530	17:46:06.504
4 -	44.926	129.8	1:15.710	124.7	25.881	117.2	2:26.517	89.94	1.538	17:48:33.021
5 -	45.503	130.3	1:14.905	123.5	26.375	116.6	2:26.783	89.77	1.804	17:50:59.804
6 -	44.692	130.8	1:14.309	126.1	26.161	115.7	2:25.162 (2)	90.77	0.183	17:53:24.966
7 -	45.277	131.0	1:15.388	126.8	26.555	117.0	2:27.220	89.51	2.241	17:55:52.186
8 -	44.488	130.8	1:13.871	127.0	26.620	117.0	2:24.979 (1)	90.89		17:58:17.165
9 -	45.319	132.8	1:14.626	125.4	26.158	117.4	2:26.103	90.19	1.124	18:00:43.268
10 -	44.940	130.8	1:14.444	125.6	26.254	116.6	2:25.638 (3)	90.48	0.659	18:03:08.906
11 -	44.586	130.8	1:14.909	125.9	26.542	115.3	2:26.037	90.23	1.058	18:05:34.943

2023 Porsche Club Championship /Boxster Cup /Eden Open Cup & 911 Challenge

RACE 7 - SECTOR ANALYSIS



SECTOR 1 = FL to I1, SECTOR 2 = I1 to I2, SECTOR 3 = I2 to FL, DIFF = Difference To Personal Best Lap, P = Crossed Finish Line in Pit Lane, D = Time Disallowed

P15		7 2		Christian WALKER			Porsche Boxster S				
IDEAL LAP TIME : 2:24.432		BEST LAP TIME : 2:24.946			DIFFERENCE : 0.514						
LAP	SECTOR 1		SECTOR 2		SECTOR 3		LAP TIME	MPH	DIFF	TIME OF DAY	
1 -		119.6	1:15.701	120.9	26.488	110.3	2:58.754	73.72	33.808	17:41:19.505	
2 -	44.240	124.5	1:14.548	121.7	26.789	111.4	2:25.577	90.52	0.631	17:43:45.082	
3 -	44.206	126.1	1:14.628	122.4	26.582	110.9	2:25.416 (3)	90.62	0.470	17:46:10.498	
4 -	44.942	123.5	1:14.154	121.3	26.267	110.7	2:25.363 (2)	90.65	0.417	17:48:35.861	
5 -	44.036	126.8	1:14.947	120.9	26.455	110.7	2:25.438	90.60	0.492	17:51:01.299	
6 -	44.563	123.8	1:14.440	121.7	26.581	109.7	2:25.584	90.51	0.638	17:53:26.883	
7 -	45.195	124.5	1:15.629	120.9	26.559	109.9	2:27.383	89.41	2.437	17:55:54.266	
8 -	44.207	125.4	1:15.407	121.1	26.449	110.7	2:26.063	90.21	1.117	17:58:20.329	
9 -	44.260	124.7	1:14.129	120.4	26.557	109.7	2:24.946 (1)	90.91		18:00:45.275	
10 -	44.627	122.4	1:14.986	121.5	26.294	109.0	2:25.907	90.31	0.961	18:03:11.182	
11 -	44.935	122.2	1:17.470	119.4	26.487	110.3	2:28.892	88.50	3.946	18:05:40.074	

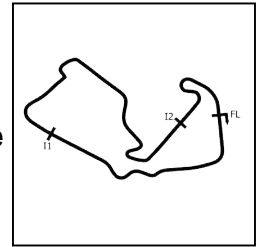
P16		69 2		Oliver CHATHAM			Porsche Boxster S				
IDEAL LAP TIME : 2:24.058		BEST LAP TIME : 2:24.645			DIFFERENCE : 0.587						
LAP	SECTOR 1		SECTOR 2		SECTOR 3		LAP TIME	MPH	DIFF	TIME OF DAY	
1 -		123.1	1:14.603	122.6	26.121	111.6	2:57.100	74.40	32.455	17:41:17.851	
2 -	45.001	125.4	1:13.694	122.9	26.676	111.6	2:25.371 (2)	90.64	0.726	17:43:43.222	
3 -	44.861	125.6	1:14.728	121.5	26.138	111.4	2:25.727	90.42	1.082	17:46:08.949	
4 -	44.856	124.9	1:14.069	124.0	26.906	112.2	2:25.831	90.36	1.186	17:48:34.780	
5 -	44.891	125.6	1:14.938	122.6	26.406	111.4	2:26.235	90.11	1.590	17:51:01.015	
6 -	45.056	124.9	1:14.882	123.5	27.062	111.6	2:27.000	89.64	2.355	17:53:28.015	
7 -	44.467	125.9	1:15.408	123.3	26.929	110.9	2:26.804	89.76	2.159	17:55:54.819	
8 -	44.691	124.9	1:14.452	123.3	26.951	111.0	2:26.094	90.20	1.449	17:58:20.913	
9 -	44.304	126.1	1:13.633	122.6	26.708	110.9	2:24.645 (1)	91.10		18:00:45.558	
10 -	44.535	124.9	1:14.439	121.7	26.587	108.8	2:25.561 (3)	90.53	0.916	18:03:11.119	
11 -	45.367	124.5	1:17.081	122.4	26.949	111.8	2:29.397	88.20	4.752	18:05:40.516	

P17		22 1		Peter EVANS			Porsche 996				
IDEAL LAP TIME : 2:25.159		BEST LAP TIME : 2:25.378			DIFFERENCE : 0.219						
LAP	SECTOR 1		SECTOR 2		SECTOR 3		LAP TIME	MPH	DIFF	TIME OF DAY	
1 -		126.3	1:18.738	126.8	26.615	118.7	3:02.019	72.39	36.641	17:41:22.770	
2 -	44.735	131.8	1:14.590	129.5	26.759	118.4	2:26.084 (2)	90.20	0.706	17:43:48.854	
3 -	44.196	133.1	1:15.684	129.3	26.655	118.9	2:26.535 (3)	89.92	1.157	17:46:15.389	
4 -	45.770	130.5	1:15.083	127.8	26.441	118.2	2:27.294	89.46	1.916	17:48:42.683	
5 -	44.569	131.8	1:15.913	128.0	26.779	117.4	2:27.261	89.48	1.883	17:51:09.944	
6 -	44.813	131.0	1:14.944	128.3	26.795	116.3	2:26.552	89.91	1.174	17:53:36.496	
7 -	44.300	130.8	1:14.705	129.5	26.373	116.3	2:25.378 (1)	90.64		17:56:01.874	
8 -	45.840	132.6	1:15.796	127.8	26.599	117.6	2:28.235	88.89	2.857	17:58:30.109	
9 -	45.268	130.8	1:14.853	127.8	26.832	117.0	2:26.953	89.67	1.575	18:00:57.062	
10 -	45.172	129.3	1:15.975	126.8	26.978	115.3	2:28.125	88.96	2.747	18:03:25.187	
11 -	44.768	129.8	1:16.267	127.0	27.422	114.3	2:28.457	88.76	3.079	18:05:53.644	

P18		44 2		Andrew PORTER			Porsche Boxster S				
IDEAL LAP TIME : 2:25.285		BEST LAP TIME : 2:25.285			DIFFERENCE : 0.000						
LAP	SECTOR 1		SECTOR 2		SECTOR 3		LAP TIME	MPH	DIFF	TIME OF DAY	
1 -							3:00.135	73.15	34.850	17:41:20.886	
2 -	44.909	127.0	1:14.150	122.0	26.226	112.4	2:25.285 (1)	90.70		17:43:46.171	
3 -	45.089	127.0	1:14.249	121.5	26.921	109.7	2:26.259 (3)	90.09	0.974	17:46:12.430	
4 -	45.036	126.6	1:15.641	116.5	27.278	111.0	2:27.955	89.06	2.670	17:48:40.385	
5 -	45.018	126.1	1:14.747	121.5	26.376	111.4	2:26.141 (2)	90.17	0.856	17:51:06.526	
6 -	45.378	124.7	1:15.579	120.4	26.838	111.4	2:27.795	89.16	2.510	17:53:34.321	
7 -	45.415	124.7	1:15.322	120.9	26.658	111.6	2:27.395	89.40	2.110	17:56:01.716	
8 -	45.837	124.9	1:15.424	120.0	26.700	110.9	2:27.961	89.06	2.676	17:58:29.677	
9 -	47.212	124.7	1:15.172	119.8	26.498	110.9	2:28.882	88.51	3.597	18:00:58.559	
10 -	45.520	124.5	1:15.070	119.1	26.858	110.9	2:27.448	89.37	2.163	18:03:26.007	
11 -	45.396	123.8	1:15.311	120.2	27.221	111.4	2:27.928	89.08	2.643	18:05:53.935	

2023 Porsche Club Championship /Boxster Cup /Eden Open Cup & 911 Challenge

RACE 7 - SECTOR ANALYSIS



SECTOR 1 = FL to I1, SECTOR 2 = I1 to I2, SECTOR 3 = I2 to FL, DIFF = Difference To Personal Best Lap, P = Crossed Finish Line in Pit Lane, D = Time Disallowed

P19 70 2		Angus ARCHER					Porsche Boxster S				
IDEAL LAP TIME : 2:25.061		BEST LAP TIME : 2:25.574					DIFFERENCE : 0.513				
LAP	SECTOR 1		SECTOR 2		SECTOR 3		LAP TIME	MPH	DIFF	TIME OF DAY	
1 -		128.0	1:19.801	122.9	27.095	112.8	3:05.254	71.13	39.680	17:41:26.005	
2 -	46.657	119.8	1:17.703	121.1	26.802	112.6	2:31.162	87.17	5.588	17:43:57.167	
3 -	45.227	126.1	1:14.416	124.2	26.519	113.3	2:26.162	90.15	0.588	17:46:23.329	
4 -	44.936	128.0	1:14.896	123.8	26.436	113.7	2:26.268	90.09	0.694	17:48:49.597	
5 -	45.650	125.6	1:14.231	123.8	26.629	113.7	2:26.510	89.94	0.936	17:51:16.107	
6 -	44.516	126.3	1:15.450	122.9	26.513	113.9	2:26.479	89.96	0.905	17:53:42.586	
7 -	44.515	127.0	1:14.110	122.6	26.949	114.3	2:25.574 (1)	90.52		17:56:08.160	
8 -	45.154	124.7	1:15.474	125.2	26.716	113.9	2:27.344	89.43	1.770	17:58:35.504	
9 -	44.557	126.3	1:14.640	124.7	26.788	113.5	2:25.985 (3)	90.26	0.411	18:01:01.489	
10 -	44.970	126.8	1:15.082	124.5	26.767	115.1	2:26.819	89.75	1.245	18:03:28.308	
11 -	44.908	127.0	1:14.300	125.9	26.650	114.1	2:25.858 (2)	90.34	0.284	18:05:54.166	

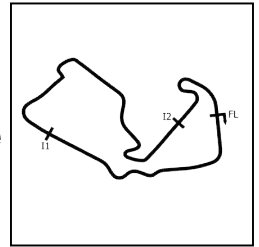
P20 15 2		Shiraz KHAN					Porsche Boxster S				
IDEAL LAP TIME : 2:25.587		BEST LAP TIME : 2:26.318					DIFFERENCE : 0.731				
LAP	SECTOR 1		SECTOR 2		SECTOR 3		LAP TIME	MPH	DIFF	TIME OF DAY	
1 -		123.8	1:20.487	120.0	26.951	110.7	3:05.036	71.21	38.718	17:41:25.787	
2 -	45.140	124.2	1:14.942	119.8	27.116	110.3	2:27.198	89.52	0.880	17:43:52.985	
3 -	45.098	124.2	1:14.885	122.2	26.895	110.9	2:26.878	89.71	0.560	17:46:19.863	
4 -	44.952	124.5	1:15.075	121.5	26.390	111.4	2:26.417 (3)	90.00	0.099	17:48:46.280	
5 -	45.290	124.2	1:14.455	121.3	26.673	111.0	2:26.418	90.00	0.100	17:51:12.698	
6 -	44.978	126.1	1:16.569	120.9	27.115	109.9	2:28.662	88.64	2.344	17:53:41.360	
7 -	44.965	124.7	1:14.734	121.1	26.655	110.1	2:26.354 (2)	90.04	0.036	17:56:07.714	
8 -	45.397	124.9	1:15.333	121.3	26.542	110.9	2:27.272	89.47	0.954	17:58:34.986	
9 -	45.047	124.2	1:14.570	121.7	26.701	109.9	2:26.318 (1)	90.06		18:01:01.304	
10 -	45.023	123.8	1:15.162	120.9	26.490	111.6	2:26.675	89.84	0.357	18:03:27.979	
11 -	44.742	124.0	1:14.512	123.3	27.221	110.3	2:26.475	89.96	0.157	18:05:54.454	

P21 64 1		Vince BLACKER					Porsche Cayman				
IDEAL LAP TIME : 2:25.010		BEST LAP TIME : 2:25.039					DIFFERENCE : 0.029				
LAP	SECTOR 1		SECTOR 2		SECTOR 3		LAP TIME	MPH	DIFF	TIME OF DAY	
1 -		129.8	1:17.630	125.6	26.438	120.4	3:01.423	72.63	36.384	17:41:22.174	
2 -	44.205	135.8	1:14.391	126.6	26.443	119.7	2:25.039 (1)	90.85		17:43:47.213	
3 -	44.641	134.2	1:15.802	126.1	26.414	120.0	2:26.857 (2)	89.73	1.818	17:46:14.070	
4 -	45.172	132.8	1:16.611	127.3	27.245	119.5	2:29.028	88.42	3.989	17:48:43.098	
5 -	45.642	131.0	1:16.442	122.0	26.776	118.7	2:28.860	88.52	3.821	17:51:11.958	
6 -	45.188	131.8	1:25.107	120.9	28.036	112.2	2:38.331	83.22	13.292	17:53:50.289	
7 -	45.117	131.5	1:16.599	124.5	26.783	118.7	2:28.499 (3)	88.73	3.460	17:56:18.788	
8 -	45.151	131.0	1:17.760	121.5	26.667	119.3	2:29.578	88.09	4.539	17:58:48.366	
9 -	45.720	132.1	1:17.033	122.4	27.230	118.9	2:29.983	87.86	4.944	18:01:18.349	
10 -	46.065	130.3	1:17.035	122.0	26.980	118.7	2:30.080	87.80	5.041	18:03:48.429	
11 -	45.373	130.0	1:17.149	125.4	26.500	118.9	2:29.022	88.42	3.983	18:06:17.451	

P22 45 1		Paul SEAGRAVE					Porsche 996				
IDEAL LAP TIME : 2:28.751		BEST LAP TIME : 2:29.532					DIFFERENCE : 0.781				
LAP	SECTOR 1		SECTOR 2		SECTOR 3		LAP TIME	MPH	DIFF	TIME OF DAY	
1 -		131.5	1:27.381	123.5	26.801	113.5	3:11.917	68.66	42.385	17:41:32.668	
2 -	45.472	131.0	1:16.478	120.2	27.754	116.3	2:29.704 (2)	88.02	0.172	17:44:02.372	
3 -	45.948	132.8	1:17.123	128.5	27.123	112.4	2:30.194	87.73	0.662	17:46:32.566	
4 -	46.384	129.5	1:16.620	124.2	27.133	115.3	2:30.137	87.77	0.605	17:49:02.703	
5 -	47.228	129.0	1:16.973	125.2	26.818	115.9	2:31.019	87.25	1.487	17:51:33.722	
6 -	46.186	129.5	1:16.526	128.8	26.820	115.5	2:29.532 (1)	88.12		17:54:03.254	
7 -	47.148	131.8	1:17.714	123.8	27.447	114.1	2:32.309	86.52	2.777	17:56:35.563	
8 -	45.583	129.5	1:17.309	124.7	27.157	114.3	2:30.049 (3)	87.82	0.517	17:59:05.612	
9 -	47.004	126.8	1:19.677	120.4	27.613	114.7	2:34.294	85.40	4.762	18:01:39.906	
10 -	46.081	128.5	1:17.300	126.8	27.393	108.1	2:30.774	87.40	1.242	18:04:10.680	
11 -	46.266	129.3	1:18.154	122.0	27.344	109.9	2:31.764	86.83	2.232	18:06:42.444	

2023 Porsche Club Championship /Boxster Cup /Eden Open Cup & 911 Challenge

RACE 7 - SECTOR ANALYSIS



SECTOR 1 = FL to I1, SECTOR 2 = I1 to I2, SECTOR 3 = I2 to FL, DIFF = Difference To Personal Best Lap, P = Crossed Finish Line in Pit Lane, D = Time Disallowed

P23		10 2		Julian MORRIS			Porsche Boxster S			
IDEAL LAP TIME : 2:30.001		BEST LAP TIME : 2:30.479			DIFFERENCE : 0.478					
LAP	SECTOR 1		SECTOR 2		SECTOR 3		LAP TIME	MPH	DIFF	TIME OF DAY
1 -		124.5	1:21.570	119.4	27.968	111.8	3:09.588	69.50	39.109	17:41:30.339
2 -	46.245	126.3	1:16.699	123.8	27.535	112.2	2:30.479 (1)	87.57		17:44:00.818
3 -	46.499	126.1	1:17.852	119.4	28.100	111.6	2:32.451	86.43	1.972	17:46:33.269
4 -	46.825	125.6	1:17.756	120.6	27.348	111.0	2:31.929 (3)	86.73	1.450	17:49:05.198
5 -	46.864	125.2	1:17.086	120.2	27.497	111.6	2:31.447 (2)	87.01	0.968	17:51:36.645
6 -	47.231	122.4	1:17.796	120.4	27.635	110.3	2:32.662	86.32	2.183	17:54:09.307
7 -	47.169	122.2	1:17.664	123.8	27.275	112.2	2:32.108	86.63	1.629	17:56:41.415
8 -	47.517	124.2	1:16.867	122.2	27.923	107.2	2:32.307	86.52	1.828	17:59:13.722
9 -	48.563	125.4	1:18.510	119.4	28.006	111.8	2:35.079	84.97	4.600	18:01:48.801
10 -	47.001	125.4	1:18.669	120.2	27.057	112.4	2:32.727	86.28	2.248	18:04:21.528

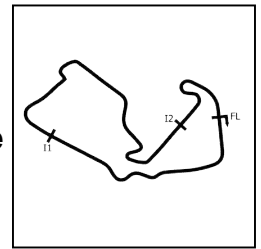
P24		24 2		Carl HAZELTON			Porsche Boxster S			
IDEAL LAP TIME : 2:30.526		BEST LAP TIME : 2:31.497			DIFFERENCE : 0.971					
LAP	SECTOR 1		SECTOR 2		SECTOR 3		LAP TIME	MPH	DIFF	TIME OF DAY
1 -		127.3	1:22.304	118.3	28.016	111.8	3:09.661	69.48	38.164	17:41:30.412
2 -	46.678	129.8	1:17.120	124.5	27.699	111.6	2:31.497 (1)	86.98		17:44:01.909
3 -	46.148	129.8	1:18.154	123.8	27.520	111.2	2:31.822	86.79	0.325	17:46:33.731
4 -	47.038	128.3	1:19.015	120.2	27.258	112.0	2:33.311	85.95	1.814	17:49:07.042
5 -	47.184	126.8	1:17.848	122.4	27.481	110.5	2:32.513	86.40	1.016	17:51:39.555
6 -	48.058	127.0	1:17.284	122.6	27.642	112.6	2:32.984	86.13	1.487	17:54:12.539
7 -	46.488	127.0	1:17.720	123.8	27.302	112.9	2:31.510 (2)	86.97	0.013	17:56:44.049
8 -	46.963	125.6	1:17.267	124.0	27.471	111.4	2:31.701 (3)	86.86	0.204	17:59:15.750
9 -	46.973	128.0	1:19.392	123.3	27.426	113.3	2:33.791	85.68	2.294	18:01:49.541
10 -	46.527	128.0	1:18.749	123.5	27.305	112.2	2:32.581	86.36	1.084	18:04:22.122

P25		5 2		Brian RICHARDSON			Porsche Boxster S			
IDEAL LAP TIME : 2:30.756		BEST LAP TIME : 2:30.756			DIFFERENCE : 0.000					
LAP	SECTOR 1		SECTOR 2		SECTOR 3		LAP TIME	MPH	DIFF	TIME OF DAY
1 -		125.4	1:20.008	116.1	27.388	111.0	3:07.367	70.33	36.611	17:41:28.118
2 -	46.819	123.8	1:17.275	117.7	27.536	110.5	2:31.630 (2)	86.90	0.874	17:43:59.748
3 -	46.615	122.2	1:18.323	117.3	27.733	108.3	2:32.671	86.31	1.915	17:46:32.419
4 -	47.676	122.6	1:20.220	115.9	27.375	109.7	2:35.271	84.86	4.515	17:49:07.690
5 -	47.571	123.1	1:18.107	117.7	27.368	110.1	2:33.046	86.10	2.290	17:51:40.736
6 -	47.266	124.0	1:19.589	116.7	28.036	107.4	2:34.891	85.07	4.135	17:54:15.627
7 -	46.874	125.4	1:17.450	118.5	27.887	109.0	2:32.211	86.57	1.455	17:56:47.838
8 -	46.389	125.4	1:17.972	118.5	27.977	107.4	2:32.338	86.50	1.582	17:59:20.176
9 -	46.554	124.9	1:18.120	118.7	27.362	110.3	2:32.036 (3)	86.67	1.280	18:01:52.212
10 -	46.280	123.3	1:17.165	119.1	27.311	110.9	2:30.756 (1)	87.41		18:04:22.968

P26		111 911		James NEAL			Porsche 911 964			
IDEAL LAP TIME : 2:32.770		BEST LAP TIME : 2:33.706			DIFFERENCE : 0.936					
LAP	SECTOR 1		SECTOR 2		SECTOR 3		LAP TIME	MPH	DIFF	TIME OF DAY
1 -		133.4	1:19.050	130.3	28.292	117.8	2:39.434	82.65	5.728	17:41:00.185
2 -	47.983	136.3	1:21.122	128.3	27.558	117.0	2:36.663	84.11	2.957	17:43:36.848
3 -	46.162	133.6	1:20.167	124.7	29.920	106.7	2:36.249	84.33	2.543	17:46:13.097
4 -	49.311	132.1	1:22.158	125.4	28.162	115.7	2:39.631	82.55	5.925	17:48:52.728
5 -	47.241	131.3	1:20.762	127.8	27.797	116.1	2:35.800	84.58	2.094	17:51:28.528
6 -	46.787	135.0	1:19.233	128.5	27.686	115.3	2:33.706 (1)	85.73		17:54:02.234
7 -	47.701	136.9	1:19.950	129.8	27.782	111.2	2:35.433 (3)	84.78	1.727	17:56:37.667
8 -	46.768	137.5	1:19.266	129.8	29.916	108.3	2:35.950	84.50	2.244	17:59:13.617
9 -	47.131	137.7	1:19.166	129.0	28.286	110.9	2:34.583 (2)	85.24	0.877	18:01:48.200
10 -	46.597	130.8	1:21.518	124.2	28.325	115.1	2:36.440	84.23	2.734	18:04:24.640

2023 Porsche Club Championship /Boxster Cup /Eden Open Cup & 911 Challenge

RACE 7 - SECTOR ANALYSIS



SECTOR 1 = FL to I1, SECTOR 2 = I1 to I2, SECTOR 3 = I2 to FL, DIFF = Difference To Personal Best Lap, P = Crossed Finish Line in Pit Lane, D = Time Disallowed

P27		6 3		Mike THOMPSON			Porsche Boxster S						
IDEAL LAP TIME : 2:31.086		BEST LAP TIME : 2:31.578			DIFFERENCE : 0.492								
LAP	SECTOR 1	SECTOR 2	SECTOR 3	LAP TIME	MPH	DIFF	TIME OF DAY						
1 -		121.5	1:20.382	120.2	28.589	108.8	3:10.782	69.07	39.204	17:41:31.533			
2 -	46.988	124.2	1:18.175	118.7	28.624	108.3	2:33.787	85.68	2.209	17:44:05.320			
3 -	46.546	123.5	1:17.280	120.0	27.929	108.8	2:31.755 (2)	86.83	0.177	17:46:37.075			
4 -	46.575	123.1	1:17.098	120.9	27.905	108.5	2:31.578 (1)	86.93		17:49:08.653			
5 -	47.173	123.5	1:18.861	117.1	27.725	109.7	2:33.759	85.70	2.181	17:51:42.412			
6 -	46.851	122.9	1:18.384	118.7	27.725	108.7	2:32.960	86.15	1.382	17:54:15.372			
7 -	46.848	122.9	1:17.304	119.1	28.086	107.9	2:32.238	86.56	0.660	17:56:47.610			
8 -	46.263	122.4	1:17.772	118.9	28.179	107.8	2:32.214 (3)	86.57	0.636	17:59:19.824			
9 -	46.710	122.4	1:18.827	120.0	28.045	107.1	2:33.582	85.80	2.004	18:01:53.406			
10 -	46.868	119.6	1:18.269	120.0	28.722	108.5	2:33.859	85.64	2.281	18:04:27.265			

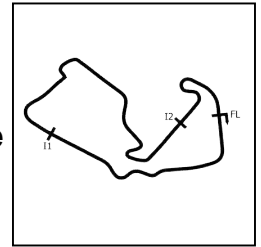
P28		81 3		Perry DARLING			Porsche Boxster S						
IDEAL LAP TIME : 2:31.516		BEST LAP TIME : 2:31.871			DIFFERENCE : 0.355								
LAP	SECTOR 1	SECTOR 2	SECTOR 3	LAP TIME	MPH	DIFF	TIME OF DAY						
1 -		122.9	1:22.184	118.5	28.043	109.4	3:11.805	68.70	39.934	17:41:32.556			
2 -	46.923	124.9	1:18.423	118.3	28.049	109.4	2:33.395	85.90	1.524	17:44:05.951			
3 -	46.782	123.8	1:17.997	116.9	27.920	108.8	2:32.699	86.29	0.828	17:46:38.650			
4 -	46.317	123.5	1:17.345	118.7	28.209	108.7	2:31.871 (1)	86.76		17:49:10.521			
5 -	46.663	124.7	1:18.001	118.3	28.004	109.6	2:32.668 (3)	86.31	0.797	17:51:43.189			
6 -	46.936	123.3	1:19.012	120.0	27.854	109.6	2:33.802	85.68	1.931	17:54:16.991			
7 -	46.759	123.5	1:17.466	118.5	28.002	108.8	2:32.227 (2)	86.56	0.356	17:56:49.218			
8 -	46.335	124.0	1:18.815	117.9	27.963	108.7	2:33.113	86.06	1.242	17:59:22.331			
9 -	46.958	123.8	1:17.642	114.9	28.330	109.4	2:32.930	86.16	1.059	18:01:55.261			
10 -	46.864	123.1	1:18.916	117.9	28.394	108.1	2:34.174	85.47	2.303	18:04:29.435			

P29		47 911		Mike JOHNSON			Porsche 911 SC						
IDEAL LAP TIME : 2:32.612		BEST LAP TIME : 2:33.729			DIFFERENCE : 1.117								
LAP	SECTOR 1	SECTOR 2	SECTOR 3	LAP TIME	MPH	DIFF	TIME OF DAY						
1 -		131.8	1:19.691	123.8	28.301	115.1	2:38.913	82.92	5.184	17:40:59.664			
2 -	48.625	130.3	1:21.771	126.6	27.649	115.3	2:38.045	83.37	4.316	17:43:37.709			
3 -	47.708	131.5	1:26.514	122.2	28.867	114.7	2:43.089	80.80	9.360	17:46:20.798			
4 -	46.873	130.5	1:19.025	125.6	27.831	115.3	2:33.729 (1)	85.72		17:48:54.527			
5 -	46.462	133.1	1:20.203	124.0	28.135	116.1	2:34.800	85.12	1.071	17:51:29.327			
6 -	46.434	132.6	1:20.435	121.1	27.727	115.3	2:34.596 (3)	85.24	0.867	17:54:03.923			
7 -	47.006	133.1	1:21.056	125.6	27.757	114.5	2:35.819	84.57	2.090	17:56:39.742			
8 -	46.576	131.5	1:18.529	125.2	29.070	111.8	2:34.175 (2)	85.47	0.446	17:59:13.917			
9 -	48.397	128.0	1:23.635	116.5	29.547	112.4	2:41.579	81.55	7.850	18:01:55.496			
10 -	47.808	130.3	1:19.574	122.2	28.377	110.5	2:35.759	84.60	2.030	18:04:31.255			

P30		21 3		Jonathan LOVELL			Porsche Boxster S						
IDEAL LAP TIME : 2:32.085		BEST LAP TIME : 2:32.199			DIFFERENCE : 0.114								
LAP	SECTOR 1	SECTOR 2	SECTOR 3	LAP TIME	MPH	DIFF	TIME OF DAY						
1 -		122.4	1:21.298	116.1	28.800	106.7	3:10.397	69.21	38.198	17:41:31.148			
2 -	46.768	121.5	1:18.076	117.9	27.847	106.7	2:32.691 (2)	86.30	0.492	17:44:03.839			
3 -	46.846	119.6	1:17.525	117.5	27.828	103.7	2:32.199 (1)	86.58		17:46:36.038			
4 -	46.805	120.4	1:17.677	117.1	28.377	106.0	2:32.859 (3)	86.20	0.660	17:49:08.897			
5 -	47.208	121.7	1:18.334	113.9	27.859	106.5	2:33.401	85.90	1.202	17:51:42.298			
6 -	48.701	117.5	1:18.208	109.6	28.603	105.5	2:35.512	84.73	3.313	17:54:17.810			
7 -	47.063	119.4	1:18.184	117.9	27.792	106.7	2:33.039	86.10	0.840	17:56:50.849			
8 -	46.863	119.4	1:19.185	117.7	27.971	106.9	2:34.019	85.55	1.820	17:59:24.868			
9 -	47.095	119.1	1:20.582	115.1	28.645	106.5	2:36.322	84.29	4.123	18:02:01.190			
10 -	47.749	117.5	1:19.439	115.9	28.473	104.0	2:35.661	84.65	3.462	18:04:36.851			

2023 Porsche Club Championship /Boxster Cup /Eden Open Cup & 911 Challenge

RACE 7 - SECTOR ANALYSIS



SECTOR 1 = FL to I1, SECTOR 2 = I1 to I2, SECTOR 3 = I2 to FL, DIFF = Difference To Personal Best Lap, P = Crossed Finish Line in Pit Lane, D = Time Disallowed

P31 89 1		Tom ATHERTON		Porsche Cayman						
IDEAL LAP TIME : 2:32.076		BEST LAP TIME : 2:33.889		DIFFERENCE : 1.813						
LAP	SECTOR 1		SECTOR 2		SECTOR 3		LAP TIME	MPH	DIFF	TIME OF DAY
1 -		113.1	1:26.197	124.2	28.285	105.0	3:17.864	66.60	43.975	17:41:38.615
2 -	48.506	117.3	1:21.907	108.0	29.630	112.8	2:40.043	82.33	6.154	17:44:18.658
3 -	48.116	124.9	1:18.767	124.7	27.608	114.1	2:34.491	85.29	0.602	17:46:53.149
4 -	47.647	126.3	1:18.114	124.0	28.262	112.9	2:34.023 (2)	85.55	0.134	17:49:27.172
5 -	47.660	128.8	1:17.571	125.9	28.808	112.0	2:34.039 (3)	85.54	0.150	17:52:01.211
6 -	46.897	129.8	1:18.900	122.9	28.092	113.7	2:33.889 (1)	85.63		17:54:35.100
7 -	47.602	126.6	1:19.879	123.5	27.971	112.4	2:35.452	84.77	1.563	17:57:10.552
8 -	47.491	128.0	1:19.056	125.2	27.620	112.4	2:34.167	85.47	0.278	17:59:44.719
9 -	47.098	127.5	1:20.142	123.8	27.633	113.5	2:34.873	85.08	0.984	18:02:19.592
10 -	47.927	128.0	1:20.715	123.1	28.483	112.8	2:37.125	83.86	3.236	18:04:56.717

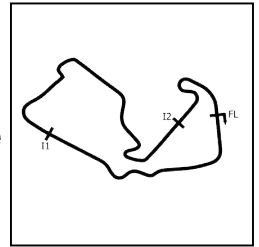
P32 55 3		Scot ADAMS		Porsche Boxster S						
IDEAL LAP TIME : 2:35.083		BEST LAP TIME : 2:34.148		DIFFERENCE : -0.935						
LAP	SECTOR 1		SECTOR 2		SECTOR 3		LAP TIME	MPH	DIFF	TIME OF DAY
1 -		120.9					3:14.524	67.74	40.376	17:41:35.275
2 -	47.943						2:37.129	83.86	2.981	17:44:12.404
3 -	47.733						2:35.579 (3)	84.70	1.431	17:46:47.983
4 -	48.182					106.5	2:35.773	84.59	1.625	17:49:23.756
5 -	48.936		1:19.452	115.7	28.634	106.2	2:37.022	83.92	2.874	17:52:00.778
6 -	47.591						2:35.296 (2)	84.85	1.148	17:54:36.074
7 -	47.626	119.8				107.1	2:35.664	84.65	1.516	17:57:11.738
8 -	47.359	121.3					2:34.148 (1)	85.48		17:59:45.886
9 -	47.234		1:20.151	117.1	28.397		2:35.782	84.59	1.634	18:02:21.668
10 -	47.840					106.0	2:35.958	84.49	1.810	18:04:57.626

P33 20 3		Faye NOBLE-EVANS		Porsche Boxster S						
IDEAL LAP TIME : 2:33.942		BEST LAP TIME : 2:34.338		DIFFERENCE : 0.396						
LAP	SECTOR 1		SECTOR 2		SECTOR 3		LAP TIME	MPH	DIFF	TIME OF DAY
1 -		122.6	1:22.410	119.8	28.884	106.0	3:13.691	68.03	39.353	17:41:34.442
2 -	48.346	121.1	1:20.098	117.7	29.088	105.9	2:37.532	83.65	3.194	17:44:11.974
3 -	47.497	120.4	1:19.350	118.3	28.871	106.0	2:35.718	84.62	1.380	17:46:47.692
4 -	47.686	119.6	1:20.575	117.9	28.573	106.7	2:36.834	84.02	2.496	17:49:24.526
5 -	49.511	120.4	1:19.699	119.1	28.443	106.9	2:37.653	83.58	3.315	17:52:02.179
6 -	47.256	121.5	1:18.891	120.2	28.220	107.4	2:34.367 (2)	85.36	0.029	17:54:36.546
7 -	47.779	121.1	1:19.282	120.0	28.443	107.6	2:35.504 (3)	84.74	1.166	17:57:12.050
8 -	47.519	122.4	1:18.754	120.2	28.065	107.6	2:34.338 (1)	85.38		17:59:46.388
9 -	47.123	122.4	1:20.146	120.0	28.293	107.2	2:35.562	84.71	1.224	18:02:21.950
10 -	47.885	120.0	1:19.251	119.6	29.399	106.9	2:36.535	84.18	2.197	18:04:58.485

P34 90 3		Sarah THOMSON		Porsche Boxster S						
IDEAL LAP TIME : 2:32.565		BEST LAP TIME : 2:33.095		DIFFERENCE : 0.530						
LAP	SECTOR 1		SECTOR 2		SECTOR 3		LAP TIME	MPH	DIFF	TIME OF DAY
1 -		118.1	1:22.118	119.8	28.115	108.8	3:19.701	65.98	46.606	17:41:40.452
2 -	47.335	124.2	1:20.235	117.5	29.506	108.5	2:37.076	83.89	3.981	17:44:17.528
3 -	48.733	122.0	1:18.692	119.4	28.003	108.8	2:35.428	84.78	2.333	17:46:52.956
4 -	48.694	122.9	1:20.177	118.1	28.182	109.0	2:37.053	83.90	3.958	17:49:30.009
5 -	49.212	122.0	1:19.077	120.4	28.123	108.5	2:36.412	84.25	3.317	17:52:06.421
6 -	46.598	121.5	1:28.240	118.5	28.114	108.3	2:42.952	80.86	9.857	17:54:49.373
7 -	47.000	121.5	1:18.719	120.0	28.596	107.6	2:34.315 (3)	85.39	1.220	17:57:23.688
8 -	46.866	120.9	1:18.462	120.6	28.186	108.5	2:33.514 (2)	85.84	0.419	17:59:57.202
9 -	46.975	113.3	1:18.330	118.1	27.790	109.0	2:33.095 (1)	86.07		18:02:30.297
10 -	48.888	120.2	1:18.177	119.6	28.001	108.5	2:35.066	84.98	1.971	18:05:05.363

2023 Porsche Club Championship /Boxster Cup /Eden Open Cup & 911 Challenge

RACE 7 - SECTOR ANALYSIS



SECTOR 1 = FL to I1, SECTOR 2 = I1 to I2, SECTOR 3 = I2 to FL, DIFF = Difference To Personal Best Lap, P = Crossed Finish Line in Pit Lane, D = Time Disallowed

P35 46 3		Matt GOUGH		Porsche Boxster S									
IDEAL LAP TIME : 2:33.459		BEST LAP TIME : 2:33.585		DIFFERENCE : 0.126									
LAP	SECTOR 1	SECTOR 2	SECTOR 3	LAP TIME	MPH	DIFF	TIME OF DAY						
1 -		121.5	1:23.234	118.5	29.049	106.9	3:17.320	66.78	43.735	17:41:38.071			
2 -	48.635	121.7	1:21.234	112.0	30.388	105.5	2:40.257	82.22	6.672	17:44:18.328			
3 -	48.867	120.9	1:21.741	116.7	28.724	105.5	2:39.332	82.70	5.747	17:46:57.660			
4 -	48.984	120.4	1:21.205	117.1	28.857	106.5	2:39.046	82.85	5.461	17:49:36.706			
5 -	48.871	120.0	1:20.507	116.1	28.733	105.7	2:38.111	83.34	4.526	17:52:14.817			
6 -	48.441	119.4	1:21.057	115.3	28.190	105.5	2:37.688	83.56	4.103	17:54:52.505			
7 -	46.950	119.4	1:18.674	117.1	28.043	106.7	2:33.667 (2)	85.75	0.082	17:57:26.172			
8 -	46.917	119.6	1:18.514	116.7	28.154	106.5	2:33.585 (1)	85.80		17:59:59.757			
9 -	47.237	119.6	1:19.384	116.5	28.115	106.4	2:34.736	85.16	1.151	18:02:34.493			
10 -	47.660	118.9	1:18.510	116.3	28.032	106.9	2:34.202 (3)	85.45	0.617	18:05:08.695			

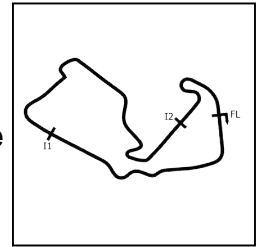
P36 33 3		Jessica WILKINSON		Porsche Boxster S									
IDEAL LAP TIME : 2:35.299		BEST LAP TIME : 2:35.591		DIFFERENCE : 0.292									
LAP	SECTOR 1	SECTOR 2	SECTOR 3	LAP TIME	MPH	DIFF	TIME OF DAY						
1 -		122.4	1:22.312	114.9	29.439	105.0	3:17.055	66.87	41.464	17:41:37.806			
2 -	48.303	121.1	1:21.668	113.5	30.307	103.2	2:40.278	82.21	4.687	17:44:18.084			
3 -	49.835	122.0	1:21.473	116.5	28.836	104.7	2:40.144	82.28	4.553	17:46:58.228			
4 -	48.608	122.4	1:20.194	116.1	29.350	104.5	2:38.152	83.32	2.561	17:49:36.380			
5 -	48.429	121.3	1:21.168	112.2	29.327	105.0	2:38.924	82.91	3.333	17:52:15.304			
6 -	47.570	120.4	1:21.580	112.2	29.273	103.7	2:38.423	83.18	2.832	17:54:53.727			
7 -	47.227	122.0	1:19.720	116.3	28.644	105.7	2:35.591 (1)	84.69		17:57:29.318			
8 -	48.161	121.1	1:20.360	112.9	28.900	104.3	2:37.421	83.71	1.830	18:00:06.739			
9 -	47.587	120.4	1:19.428	115.7	28.698	104.3	2:35.713 (2)	84.62	0.122	18:02:42.452			
10 -	47.493	119.6	1:20.246	115.5	28.810	103.0	2:36.549 (3)	84.17	0.958	18:05:19.001			

P37 66 3		Vikram SUDERA		Porsche Boxster S									
IDEAL LAP TIME : 2:35.598		BEST LAP TIME : 2:35.598		DIFFERENCE : 0.000									
LAP	SECTOR 1	SECTOR 2	SECTOR 3	LAP TIME	MPH	DIFF	TIME OF DAY						
1 -		124.5	1:22.947	119.4	28.702	109.0	3:15.530	67.39	39.932	17:41:36.281			
2 -	48.654		1:22.476		29.752	108.3	2:40.882	81.90	5.284	17:44:17.163			
3 -	49.061	122.2	1:21.637		28.915	107.1	2:39.613	82.56	4.015	17:46:56.776			
4 -	48.693	122.4	1:20.981	117.9	29.460	107.6	2:39.134	82.80	3.536	17:49:35.910			
5 -	48.516	122.9	1:20.771	118.1	28.815	108.5	2:38.102	83.34	2.504	17:52:14.012			
6 -	48.376	121.5	1:21.915		28.825	109.0	2:39.116	82.81	3.518	17:54:53.128			
7 -	47.432	123.5	1:19.629	118.9	28.537	108.5	2:35.598 (1)	84.69		17:57:28.726			
8 -	48.220	122.2	1:20.923		29.058	106.5	2:38.201	83.29	2.603	18:00:06.927			
9 -	48.281	123.8	1:19.779	118.7	28.672	109.4	2:36.732 (2)	84.07	1.134	18:02:43.659			
10 -	48.816	122.2	1:19.844	119.4	28.614	109.2	2:37.274 (3)	83.78	1.676	18:05:20.933			

P38 53 3		Wayne GREGORY		Porsche Boxster S									
IDEAL LAP TIME : 2:33.832		BEST LAP TIME : 2:34.391		DIFFERENCE : 0.559									
LAP	SECTOR 1	SECTOR 2	SECTOR 3	LAP TIME	MPH	DIFF	TIME OF DAY						
1 -		122.4	1:22.585	116.9	29.243	106.5	3:16.316	67.12	41.925	17:41:37.067			
2 -	48.265	123.5	1:22.116	112.9	28.862	107.2	2:39.243	82.75	4.852	17:44:16.310			
3 -	47.837	120.6	1:19.200	117.3	28.674	107.1	2:35.711	84.62	1.320	17:46:52.021			
4 -	48.881	120.2	1:20.335	118.5	28.549	106.4	2:37.765	83.52	3.374	17:49:29.786			
5 -	49.424	116.9	1:20.800	118.3	28.489	106.7	2:38.713	83.02	4.322	17:52:08.499			
6 -	48.159	120.9	1:19.651	116.3	28.574	106.7	2:36.384	84.26	1.993	17:54:44.883			
7 -	47.851	121.5	1:18.440	119.4	28.279	107.2	2:34.570 (2)	85.25	0.179	17:57:19.453			
8 -	47.364	121.5	1:18.854	118.7	28.173	108.1	2:34.391 (1)	85.35		17:59:53.844			
9 -	47.219	121.1	1:19.905	117.3	28.204	107.9	2:35.328 (3)	84.83	0.937	18:02:29.172			
10 -	1:09.095	108.0	1:27.442	116.7	29.908	95.4	3:06.445	70.67	32.054	18:05:35.617			

2023 Porsche Club Championship /Boxster Cup /Eden Open Cup & 911 Challenge

RACE 7 - SECTOR ANALYSIS



SECTOR 1 = FL to I1, SECTOR 2 = I1 to I2, SECTOR 3 = I2 to FL, DIFF = Difference To Personal Best Lap, P = Crossed Finish Line in Pit Lane, D = Time Disallowed

P39 88 2		Paul SIMPSON		Porsche Boxster S								
IDEAL LAP TIME : 2:25.194		BEST LAP TIME : 2:25.305		DIFFERENCE : 0.111								
LAP	SECTOR 1	SECTOR 2	SECTOR 3	LAP TIME	MPH	DIFF	TIME OF DAY					
1 -		123.5	1:16.137	119.1	26.796	110.3	2:59.741	73.31	34.436	17:41:20.492		
2 -	44.806	124.7	1:13.998	119.6	26.501	110.1	2:25.305 (1)	90.69		17:43:45.797		
3 -	44.925	124.7	1:14.632	120.4	26.912	109.7	2:26.469 (3)	89.96	1.164	17:46:12.266		
4 -	44.923	123.3	1:15.712	117.9	27.096	110.3	2:27.731	89.20	2.426	17:48:39.997		
5 -	44.695	124.0	1:14.753	121.7	26.586	109.4	2:26.034 (2)	90.23	0.729	17:51:06.031		
6 -	45.648	122.2	1:15.678	118.7	26.805	109.4	2:28.131	88.96	2.826	17:53:34.162		
7 -	45.472	122.2	1:15.265	118.7	26.672	109.7	2:27.409	89.39	2.104	17:56:01.571		
8 -	45.703	121.1	1:16.488	117.5	IN PIT		2:38.097 P	83.35	12.792	17:58:39.668		
9 -	OUTLAP	108.2	1:25.470	103.2	30.025	98.4	5:23.690	40.71	2:58.385	18:04:03.358		
10 -	50.025	107.8	1:20.580	112.4	28.462	100.8	2:39.067	82.84	13.762	18:06:42.425		

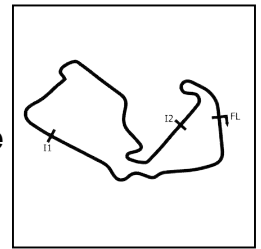
P40 38 3		Eric BRIDGES		Porsche Boxster S								
IDEAL LAP TIME : 2:42.248		BEST LAP TIME : 2:43.304		DIFFERENCE : 1.056								
LAP	SECTOR 1	SECTOR 2	SECTOR 3	LAP TIME	MPH	DIFF	TIME OF DAY					
1 -		117.7	1:25.483	115.3	29.176	103.4	3:22.057	65.21	38.753	17:41:42.808		
2 -	50.313	117.9	1:22.888	114.3	30.355	102.9	2:43.556 (2)	80.57	0.252	17:44:26.364		
3 -	50.184	118.3	1:23.677	112.5	29.443	102.9	2:43.304 (1)	80.69		17:47:09.668		
4 -	51.823	115.5	1:24.472	109.6	29.516	103.7	2:45.811 (3)	79.47	2.507	17:49:55.479		
5 -	54.059	115.1	1:24.347	114.1	29.858	103.8	2:48.264	78.31	4.960	17:52:43.743		
6 -	50.834	115.9	1:27.509	111.6	30.119	100.2	2:48.462	78.22	5.158	17:55:32.205		
7 -	54.863	106.8	1:30.687	107.3	30.145	103.0	2:55.695	75.00	12.391	17:58:27.900		
8 -	54.262	113.9	1:32.287	108.5	30.344	101.4	2:56.893	74.49	13.589	18:01:24.793		
9 -	51.505	115.1	1:26.239	103.5	31.881	102.4	2:49.625	77.68	6.321	18:04:14.418		
10 -	51.972	114.1	1:26.719	111.4	30.600	94.9	2:49.291	77.84	5.987	18:07:03.709		

P41 28 3		Phil GRAHAM		Porsche Boxster S								
IDEAL LAP TIME : 2:43.376		BEST LAP TIME : 2:45.242		DIFFERENCE : 1.866								
LAP	SECTOR 1	SECTOR 2	SECTOR 3	LAP TIME	MPH	DIFF	TIME OF DAY					
1 -		101.8	1:29.334	110.3	30.369	98.8	3:31.650	62.26	46.408	17:41:52.401		
2 -	54.216	116.5	1:26.668	108.9	31.215	102.9	2:52.099	76.57	6.857	17:44:44.500		
3 -	54.360	112.5	1:26.688	110.0	30.126	102.9	2:51.174	76.98	5.932	17:47:35.674		
4 -	53.628	115.3	1:25.391	111.4	30.079	103.8	2:49.098	77.92	3.856	17:50:24.772		
5 -	50.896	117.7	1:27.345	111.8	29.764	103.4	2:48.005	78.43	2.763	17:53:12.777		
6 -	51.382	117.5	1:26.623	100.1	30.310	100.8	2:48.315	78.29	3.073	17:56:01.092		
7 -	54.231	110.5	1:23.401	111.8	30.185	101.1	2:47.817 (3)	78.52	2.575	17:58:48.909		
8 -	50.211	118.5	1:24.637	105.5	30.394	104.2	2:45.242 (1)	79.74		18:01:34.151		
9 -	52.071	115.3	1:24.348	113.1	30.000	100.8	2:46.419 (2)	79.18	1.177	18:04:20.570		
10 -	55.612	111.4	1:25.017	110.5	29.798	104.0	2:50.427	77.32	5.185	18:07:10.997		

P42 124 3		Sarah WOOD		Porsche Boxster S								
IDEAL LAP TIME : 2:45.865		BEST LAP TIME : 2:46.192		DIFFERENCE : 0.327								
LAP	SECTOR 1	SECTOR 2	SECTOR 3	LAP TIME	MPH	DIFF	TIME OF DAY					
1 -		114.1	1:28.528	112.9	30.490	103.5	3:31.043	62.44	44.851	17:41:51.794		
2 -	53.608	117.3	1:27.167	111.8	31.217	102.4	2:51.992	76.61	5.800	17:44:43.786		
3 -	53.073	116.7	1:27.639	113.1	30.011	103.2	2:50.723	77.18	4.531	17:47:34.509		
4 -	52.958	120.0	1:24.866	113.5	30.481	104.2	2:48.305	78.29	2.113	17:50:22.814		
5 -	51.945	118.7	1:26.048	113.3	30.700	104.2	2:48.693	78.11	2.501	17:53:11.507		
6 -	51.876	119.6	1:26.951	113.7	30.225	102.7	2:49.052	77.95	2.860	17:56:00.559		
7 -	51.296	118.5	1:24.917	112.9	30.540	104.2	2:46.753 (3)	79.02	0.561	17:58:47.312		
8 -	51.036	120.9	1:24.818	113.3	30.338	104.3	2:46.192 (1)	79.29		18:01:33.504		
9 -	51.124	119.6	1:24.853	113.5	30.405	104.2	2:46.382 (2)	79.20	0.190	18:04:19.886		
10 -	54.875	117.3	1:27.228	106.6	30.204	104.8	2:52.307	76.47	6.115	18:07:12.193		

2023 Porsche Club Championship /Boxster Cup /Eden Open Cup & 911 Challenge

RACE 7 - SECTOR ANALYSIS



SECTOR 1 = FL to I1, SECTOR 2 = I1 to I2, SECTOR 3 = I2 to FL, DIFF = Difference To Personal Best Lap, P = Crossed Finish Line in Pit Lane, D = Time Disallowed

P43		8 3		Will TOON		Porsche Boxster S				
IDEAL LAP TIME : 2:38.044		BEST LAP TIME : 2:38.168		DIFFERENCE : 0.124						
LAP	SECTOR 1	SECTOR 2	SECTOR 3	LAP TIME	MPH	DIFF	TIME OF DAY			
1 -		119.1	1:25.780	115.5	29.057	108.3	3:20.611	65.68	42.443	17:41:41.362
2 -	48.320	122.6	1:20.667	112.9	29.181	108.7	2:38.168 (1)	83.31		17:44:19.530
3 -	49.098	123.3	2:45.671	109.2	30.653	105.5	4:05.422	53.69	1:27.254	17:48:24.952
4 -	49.595	119.8	1:24.739	115.5	29.312	107.6	2:43.646	80.52	5.478	17:51:08.598
5 -	49.110	108.5	1:22.950	114.5	29.528	104.8	2:41.588	81.55	3.420	17:53:50.186
6 -	49.569	120.0	1:23.499	112.4	29.223	107.1	2:42.291	81.19	4.123	17:56:32.477
7 -	48.989	119.8	1:21.054	117.9	29.813	107.1	2:39.856 (2)	82.43	1.688	17:59:12.333
8 -	48.650	118.5	1:22.540	117.1	29.787	107.1	2:40.977 (3)	81.86	2.809	18:01:53.310
9 -	48.986	108.5	1:23.245	114.3	29.357	107.4	2:41.588	81.55	3.420	18:04:34.898

P44		125 3		Craig HORVATH		Porsche Boxster S				
IDEAL LAP TIME : 2:52.614		BEST LAP TIME : 2:54.129		DIFFERENCE : 1.515						
LAP	SECTOR 1	SECTOR 2	SECTOR 3	LAP TIME	MPH	DIFF	TIME OF DAY			
1 -		114.1	1:28.325	108.5	31.379	95.3	3:31.392	62.33	37.263	17:41:52.143
2 -	54.581	111.8	1:28.748	108.2	30.800	99.3	2:54.129 (1)	75.67		17:44:46.272
3 -	54.586	113.3	1:31.255	108.2	31.852	96.1	2:57.693	74.16	3.564	17:47:43.965
4 -	54.002	114.3	1:29.289	107.2	33.104	98.0	2:56.395 (2)	74.70	2.266	17:50:40.360
5 -	53.489	111.6	1:32.278	109.1	32.169	98.1	2:57.936	74.05	3.807	17:53:38.296
6 -	54.543	111.8	1:32.168	102.6	32.347	96.2	2:59.058	73.59	4.929	17:56:37.354
7 -	54.607	110.5	1:31.636	108.0	31.762	96.9	2:58.005	74.03	3.876	17:59:35.359
8 -	54.449	109.4	1:33.378	107.0	32.326	95.1	3:00.153	73.14	6.024	18:02:35.512
9 -	54.656	109.6	1:30.128	108.4	31.934	96.7	2:56.718 (3)	74.56	2.589	18:05:32.230

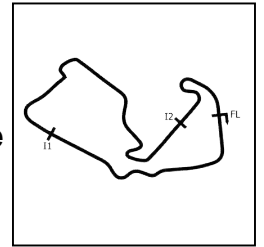
P45		91 Open		Jodie SLOSS		Porsche 991				
IDEAL LAP TIME : 2:11.772		BEST LAP TIME : 2:11.934		DIFFERENCE : 0.162						
LAP	SECTOR 1	SECTOR 2	SECTOR 3	LAP TIME	MPH	DIFF	TIME OF DAY			
1 -		147.1	1:08.770	144.9	24.572	132.8	2:16.513	96.53	4.579	17:40:37.264
2 -	40.927	148.1	1:07.955	141.8	24.740	133.9	2:13.622 (3)	98.61	1.688	17:42:50.886
3 -	39.890	151.1	1:07.997	144.6	24.047	134.4	2:11.934 (1)	99.88		17:45:02.820
4 -	40.474	142.4	1:11.269	138.0	24.316	134.2	2:16.059	96.85	4.125	17:47:18.879
5 -	40.371	149.4	1:07.835	140.9	24.485	135.3	2:12.691 (2)	99.31	0.757	17:49:31.570
6 -	41.704	149.1	1:08.463	136.9	24.792	133.9	2:14.959	97.64	3.025	17:51:46.529
7 -	41.978	134.7	1:12.262	132.6	24.451	134.4	2:18.691	95.01	6.757	17:54:05.220
8 -	42.670	144.9	1:12.918	122.0	24.786	134.4	2:20.374	93.87	8.440	17:56:25.594
9 -	41.353	137.5	1:10.805	122.0	25.428	134.2	2:17.586	95.77	5.652	17:58:43.180
10 -	40.971	142.1	1:11.654	121.5	IN PIT		2:25.755 P	90.41	13.821	18:01:08.935

P46		4 1		Andy TOON		Porsche Cayman				
IDEAL LAP TIME : 2:23.807		BEST LAP TIME : 2:24.317		DIFFERENCE : 0.510						
LAP	SECTOR 1	SECTOR 2	SECTOR 3	LAP TIME	MPH	DIFF	TIME OF DAY			
1 -		129.3	1:16.030	125.2	26.189	114.7	2:59.203	73.53	34.886	17:41:19.954
2 -	44.098	132.3	1:14.153	124.7	26.414	114.7	2:24.665 (2)	91.09	0.348	17:43:44.619
3 -	44.102	132.3	1:14.880	124.2	26.531	114.9	2:25.513 (3)	90.56	1.196	17:46:10.132
4 -	44.380	130.5	1:13.520	126.6	26.417	115.3	2:24.317 (1)	91.31		17:48:34.449
5 -	44.544	131.5	1:14.840	123.8	26.664	115.5	2:26.048	90.22	1.731	17:51:00.497
6 -	44.648	132.1	1:14.656	126.1	26.349	114.7	2:25.653	90.47	1.336	17:53:26.150
7 -	44.366	132.1	1:16.196	126.8	26.556	115.1	2:27.118	89.57	2.801	17:55:53.268

P47		3 2		Ross MORRIS		Porsche Boxster S				
IDEAL LAP TIME : 2:29.110		BEST LAP TIME : 2:30.318		DIFFERENCE : 1.208						
LAP	SECTOR 1	SECTOR 2	SECTOR 3	LAP TIME	MPH	DIFF	TIME OF DAY			
1 -		123.5	1:20.044	118.1	26.971	109.9	3:05.874	70.89	35.556	17:41:26.625
2 -	45.984	122.0	1:17.762	116.3	27.456	108.8	2:31.202 (2)	87.15	0.884	17:43:57.827
3 -	45.657	122.2	1:16.482	113.1	28.179	101.4	2:30.318 (1)	87.66		17:46:28.145

2023 Porsche Club Championship /Boxster Cup /Eden Open Cup & 911 Challenge

RACE 7 - SECTOR ANALYSIS



SECTOR 1 = FL to I1, SECTOR 2 = I1 to I2, SECTOR 3 = I2 to FL, DIFF = Difference To Personal Best Lap, P = Crossed Finish Line in Pit Lane, D = Time Disallowed

P48	9 1	Chris DYER	Porsche Cayman					
IDEAL LAP TIME :		BEST LAP TIME :		DIFFERENCE :				
LAP	SECTOR 1	SECTOR 2	SECTOR 3	LAP TIME	MPH	DIFF	TIME OF DAY	
1 -	100.7	1:51.831	83.5	IN PIT	3:50.994	P	57.04	17:42:11.745

2023 Porsche Club Championship /Boxster Cup /Eden Open Cup & 911 Challenge

RACE 7 - BEST SECTORS

SECTOR 1			SECTOR 2			SECTOR 3			IDEAL / BEST COMPARISON						
POS	NO	NAME	TIME	NO	NAME	TIME	NO	NAME	TIME	POS	NO	NAME	IDEAL	BEST	DIFF
													PERFECT LAP	2:06.971	
1	106	DYMOND	38.613	106	DYMOND	1:05.231	106	DYMOND	23.127	1	106	DYMOND	2:06.971	2:07.174	0.203
2	18	HAMILTON	39.307	18	HAMILTON	1:05.921	18	HAMILTON	23.358	2	18	HAMILTON	2:08.586	2:09.053	0.467
3	50	CARROLL	39.510	50	CARROLL	1:06.469	50	CARROLL	23.402	3	50	CARROLL	2:09.381	2:10.196	0.815
4	86	BIRD	39.586	86	BIRD	1:06.632	86	BIRD	23.556	4	86	BIRD	2:09.774	2:10.007	0.233
5	91	SLOSS	39.890	91	SLOSS	1:07.835	91	SLOSS	24.047	5	91	SLOSS	2:11.772	2:11.934	0.162
6	72	CHAPPELL	40.407	151	LUCKEY	1:07.888	151	LUCKEY	24.061	6	151	LUCKEY	2:12.528	2:13.324	0.796
7	151	LUCKEY	40.579	72	CHAPPELL	1:09.333	777	LINGGI	24.620	6	72	CHAPPELL	2:14.390	2:14.604	0.214
8	777	LINGGI	41.565	777	LINGGI	1:10.184	72	CHAPPELL	24.650	7	777	LINGGI	2:16.369	2:17.630	1.261
9	14	MCALEER	42.873	14	MCALEER	1:11.645	2	MORRIS	25.541	9	14	MCALEER	2:20.255	2:20.690	0.435
10	16	HARRISON	42.966	16	HARRISON	1:11.929	16	HARRISON	25.670	10	16	HARRISON	2:20.565	2:21.038	0.473
11	11	CALEY	43.254	11	CALEY	1:12.174	80	CALEY	25.718	11	11	CALEY	2:21.229	2:21.501	0.272
12	2	MORRIS	43.306	2	MORRIS	1:12.783	14	MCALEER	25.737	12	2	MORRIS	2:21.630	2:22.006	0.376
13	80	CALEY	43.694	80	CALEY	1:12.823	11	CALEY	25.801	13	80	CALEY	2:22.235	2:22.951	0.716
14	17	MUGGERIDGE	43.860	17	MUGGERIDGE	1:13.205	85	BAYSTON	25.881	14	17	MUGGERIDGE	2:22.972	2:23.445	0.473
15	7	WALKER	44.036	4	TOON	1:13.520	17	MUGGERIDGE	25.907	15	4	TOON	2:23.807	2:24.317	0.510
16	4	TOON	44.098	69	CHATHAM	1:13.633	69	CHATHAM	26.121	16	69	CHATHAM	2:24.058	2:24.645	0.587
17	22	EVANS	44.196	85	BAYSTON	1:13.871	4	TOON	26.189	17	85	BAYSTON	2:24.240	2:24.979	0.739
18	64	BLACKER	44.205	88	SIMPSON	1:13.998	44	PORTER	26.226	18	7	WALKER	2:24.432	2:24.946	0.514
19	69	CHATHAM	44.304	70	ARCHER	1:14.110	7	WALKER	26.267	19	64	BLACKER	2:25.010	2:25.039	0.029
20	85	BAYSTON	44.488	7	WALKER	1:14.129	22	EVANS	26.373	20	70	ARCHER	2:25.061	2:25.574	0.513
21	70	ARCHER	44.515	44	PORTER	1:14.150	15	KHAN	26.390	21	22	EVANS	2:25.159	2:25.378	0.219
22	88	SIMPSON	44.695	64	BLACKER	1:14.391	64	BLACKER	26.414	22	88	SIMPSON	2:25.194	2:25.305	0.111
23	15	KHAN	44.742	15	KHAN	1:14.455	70	ARCHER	26.436	23	44	PORTER	2:25.285	2:25.285	0.000
24	44	PORTER	44.909	22	EVANS	1:14.590	88	SIMPSON	26.501	24	15	KHAN	2:25.587	2:26.318	0.731
25	45	SEAGRAVE	45.472	45	SEAGRAVE	1:16.478	45	SEAGRAVE	26.801	25	45	SEAGRAVE	2:28.751	2:29.532	0.781
26	3	MORRIS	45.657	3	MORRIS	1:16.482	3	MORRIS	26.971	26	3	MORRIS	2:29.110	2:30.318	1.208
27	24	HAZELTON	46.148	10	MORRIS	1:16.699	10	MORRIS	27.057	27	10	MORRIS	2:30.001	2:30.479	0.478
28	111	NEAL	46.162	6	THOMPSON	1:17.098	24	HAZELTON	27.258	28	24	HAZELTON	2:30.526	2:31.497	0.971
29	10	MORRIS	46.245	24	HAZELTON	1:17.120	5	RICHARDSON	27.311	29	5	RICHARDSON	2:30.756	2:30.756	0.000
30	6	THOMPSON	46.263	5	RICHARDSON	1:17.165	111	NEAL	27.558	30	6	THOMPSON	2:31.086	2:31.578	0.492
31	5	RICHARDSON	46.280	81	DARLING	1:17.345	89	ATHERTON	27.608	31	81	DARLING	2:31.516	2:31.871	0.355
32	81	DARLING	46.317	21	LOVELL	1:17.525	47	JOHNSON	27.649	32	89	ATHERTON	2:32.076	2:33.889	1.813
33	47	JOHNSON	46.434	89	ATHERTON	1:17.571	6	THOMPSON	27.725	33	21	LOVELL	2:32.085	2:32.199	0.114
34	90	THOMSON	46.598	90	THOMSON	1:18.177	90	THOMSON	27.790	34	90	THOMSON	2:32.565	2:33.095	0.530
35	21	LOVELL	46.768	53	GREGORY	1:18.440	21	LOVELL	27.792	35	47	JOHNSON	2:32.612	2:33.729	1.117
36	89	ATHERTON	46.897	46	GOUGH	1:18.510	81	DARLING	27.854	36	111	NEAL	2:32.770	2:33.706	0.936
37	46	GOUGH	46.917	47	JOHNSON	1:18.529	46	GOUGH	28.032	37	46	GOUGH	2:33.459	2:33.585	0.126
38	20	NOBLE-EVANS	47.123	20	NOBLE-EVANS	1:18.754	20	NOBLE-EVANS	28.065	38	53	GREGORY	2:33.832	2:34.391	0.559
39	53	GREGORY	47.219	111	NEAL	1:19.050	53	GREGORY	28.173	39	20	NOBLE-EVANS	2:33.942	2:34.338	0.396
40	33	WILKINSON	47.227	33	WILKINSON	1:19.428	55	ADAMS	28.397	40	55	ADAMS	2:35.083	2:34.148	-0.935
41	55	ADAMS	47.234	55	ADAMS	1:19.452	66	SUDERA	28.537	41	33	WILKINSON	2:35.299	2:35.591	0.292
42	66	SUDERA	47.432	66	SUDERA	1:19.629	33	WILKINSON	28.644	42	66	SUDERA	2:35.598	2:35.598	0.000
43	8	TOON	48.320	8	TOON	1:20.667	8	TOON	29.057	43	8	TOON	2:38.044	2:38.168	0.124
44	38	BRIDGES	50.184	38	BRIDGES	1:22.888	38	BRIDGES	29.176	44	38	BRIDGES	2:42.248	2:43.304	1.056
45	28	GRAHAM	50.211	28	GRAHAM	1:23.401	28	GRAHAM	29.764	45	28	GRAHAM	2:43.376	2:45.242	1.866
46	124	WOOD	51.036	124	WOOD	1:24.818	124	WOOD	30.011	46	124	WOOD	2:45.865	2:46.192	0.327
47	125	HORVATH	53.489	125	HORVATH	1:28.325	125	HORVATH	30.800	47	125	HORVATH	2:52.614	2:54.129	1.515
48				9	DYER	1:51.831				48	9	DYER			

2023 Porsche Club Championship /Boxster Cup /Eden Open Cup & 911 Challenge

RACE 7 - BEST SPEEDS

POS	INTERMEDIATE 1			INTERMEDIATE 2			FINISH LINE		
	NO	NAME	MPH	NO	NAME	MPH	NO	NAME	MPH
1	50	CARROLL	153.9	106	DYMOND	150.8	50	CARROLL	138.4
2	106	DYMOND	152.8	50	CARROLL	149.7	106	DYMOND	137.8
3	18	HAMILTON	152.1	18	HAMILTON	148.7	18	HAMILTON	137.2
4	72	CHAPPELL	151.1	86	BIRD	146.5	91	SLOSS	135.3
5	91	SLOSS	151.1	91	SLOSS	144.9	86	BIRD	134.4
6	86	BIRD	148.4	72	CHAPPELL	144.6	151	LUCKEY	132.8
7	151	LUCKEY	148.1	151	LUCKEY	144.0	72	CHAPPELL	132.0
8	777	LINGGI	145.8	777	LINGGI	141.5	777	LINGGI	130.7
9	14	MCALEER	138.3	2	MORRIS	133.1	14	MCALEER	122.0
10	111	NEAL	137.7	14	MCALEER	132.6	2	MORRIS	121.5
11	11	CALEY	137.5	11	CALEY	132.3	11	CALEY	120.8
12	2	MORRIS	137.5	16	HARRISON	131.5	16	HARRISON	120.4
13	16	HARRISON	136.1	17	MUGGERIDGE	131.0	64	BLACKER	120.4
14	64	BLACKER	135.8	111	NEAL	130.3	22	EVANS	118.9
15	80	CALEY	133.6	80	CALEY	129.8	80	CALEY	118.4
16	17	MUGGERIDGE	133.4	22	EVANS	129.5	17	MUGGERIDGE	117.8
17	22	EVANS	133.1	45	SEAGRAVE	128.8	111	NEAL	117.8
18	47	JOHNSON	133.1	85	BAYSTON	127.8	85	BAYSTON	117.4
19	85	BAYSTON	132.8	64	BLACKER	127.3	45	SEAGRAVE	116.3
20	45	SEAGRAVE	132.8	4	TOON	126.8	47	JOHNSON	116.1
21	4	TOON	132.3	47	JOHNSON	126.6	4	TOON	115.5
22	24	HAZELTON	129.8	70	ARCHER	125.9	70	ARCHER	115.1
23	89	ATHERTON	129.8	89	ATHERTON	125.9	89	ATHERTON	114.1
24	70	ARCHER	128.0	24	HAZELTON	124.5	24	HAZELTON	113.3
25	44	PORTER	127.0	69	CHATHAM	124.0	44	PORTER	112.4
26	7	WALKER	126.8	10	MORRIS	123.8	10	MORRIS	112.4
27	10	MORRIS	126.3	15	KHAN	123.3	69	CHATHAM	112.2
28	69	CHATHAM	126.1	7	WALKER	122.4	15	KHAN	111.6
29	15	KHAN	126.1	44	PORTER	122.0	7	WALKER	111.4
30	5	RICHARDSON	125.4	88	SIMPSON	121.7	5	RICHARDSON	111.0
31	81	DARLING	124.9	6	THOMPSON	120.9	88	SIMPSON	110.3
32	88	SIMPSON	124.7	90	THOMSON	120.6	3	MORRIS	109.9
33	66	SUDERA	124.5	20	NOBLE-EVANS	120.2	6	THOMPSON	109.7
34	6	THOMPSON	124.2	81	DARLING	120.0	81	DARLING	109.6
35	90	THOMSON	124.2	66	SUDERA	119.4	66	SUDERA	109.4
36	53	GREGORY	123.5	53	GREGORY	119.4	90	THOMSON	109.0
37	3	MORRIS	123.5	5	RICHARDSON	119.1	8	TOON	108.7
38	8	TOON	123.3	46	GOUGH	118.5	53	GREGORY	108.1
39	20	NOBLE-EVANS	122.6	3	MORRIS	118.1	20	NOBLE-EVANS	107.6
40	21	LOVELL	122.4	21	LOVELL	117.9	55	ADAMS	107.1
41	33	WILKINSON	122.4	8	TOON	117.9	21	LOVELL	106.9
42	46	GOUGH	121.7	55	ADAMS	117.1	46	GOUGH	106.9
43	55	ADAMS	121.3	33	WILKINSON	116.5	33	WILKINSON	105.7
44	124	WOOD	120.9	38	BRIDGES	115.3	124	WOOD	104.8
45	28	GRAHAM	118.5	124	WOOD	113.7	28	GRAHAM	104.2
46	38	BRIDGES	118.3	28	GRAHAM	113.1	38	BRIDGES	103.8
47	125	HORVATH	114.3	125	HORVATH	109.1	125	HORVATH	99.3
48	9	DYER	100.7	9	DYER	83.5			

2023 Porsche Club Championship /Boxster Cup /Eden Open Cup & 911 Challenge

RACE 7 - STATISTICS

Competitors Started 48
Planned Start 2023-07-29 @ 17:35:00.000
Actual Start 2023-07-29 @ 17:38:20.751
Finish Time 2023-07-29 @ 18:04:20.571
Track Length 3.6604mi.
Total Laps 488
Total Distance Covered 1786.3228mi.

Session Fastest Lap History

NO	CL	NAME	LAP TIME	TIME OF DAY	LAP	VEHICLE
106	Open	Chris DYMOND	2:08.604	17:42:43.050	2	Porsche 991
106	Open	Chris DYMOND	2:07.174	17:44:50.224	3	Porsche 991

Session Leader History

NO	CL	NAME	FROM LAP	LAPS LED	DISTANCE	VEHICLE
18	Open	Archie HAMILTON	1	1	3.66 miles	Porsche 992
106	Open	Chris DYMOND	2	11	40.26 miles	Porsche 991

Flag History

TYPE	TIME OF DAY
GREEN	17:38:20.751
FINISH	18:04:20.571

Flag Statistics

TYPE	COUNT	TOTAL LAPS	TOTAL TIME
Green	1	12	31:22.963
Red	0	0	0.000
Safety Car	0	0	0.000
FCY	0	0	0.000

2023 Porsche Club Championship /Boxster Cup /Eden Open Cup & 911 Challenge

RACE 7 - STATISTICS

CLASS : Open

8 Starters

Fastest Lap History

NO	NAME	LAP TIME	TIME OF DAY	LAP	VEHICLE
106	Chris DYMOND	2:08.604	17:42:43.050	2	Porsche 991
106	Chris DYMOND	2:07.174	17:44:50.224	3	Porsche 991

Leader History

NO	NAME	FROM LAP	LAPS LED	DISTANCE	VEHICLE
18	Archie HAMILTON	1	1	3.66 miles	Porsche 992
106	Chris DYMOND	2	11	40.26 miles	Porsche 991

2023 Porsche Club Championship /Boxster Cup /Eden Open Cup & 911 Challenge

RACE 7 - STATISTICS

CLASS : 911

2 Starters

Fastest Lap History

NO	NAME	LAP TIME	TIME OF DAY	LAP	VEHICLE
111	James NEAL	2:36.663	17:43:36.851	2	Porsche 911 964
111	James NEAL	2:36.249	17:46:13.100	3	Porsche 911 964
47	Mike JOHNSON	2:33.729	17:48:54.518	4	Porsche 911 SC
111	James NEAL	2:33.706	17:54:02.237	6	Porsche 911 964

Leader History

NO	NAME	FROM LAP	LAPS LED	DISTANCE	VEHICLE
47	Mike JOHNSON	1	1	3.66 miles	Porsche 911 SC
111	James NEAL	2	9	32.94 miles	Porsche 911 964

2023 Porsche Club Championship /Boxster Cup /Eden Open Cup & 911 Challenge

RACE 7 - STATISTICS

CLASS : 1

13 Starters

Fastest Lap History

NO	NAME	LAP TIME	TIME OF DAY	LAP	VEHICLE
14	Mark MCALEER	2:22.535	17:43:33.561	2	Porsche 997
16	Kevin HARRISON	2:21.866	17:43:33.882	2	Porsche 996
14	Mark MCALEER	2:20.690	17:45:54.251	3	Porsche 997

Leader History

NO	NAME	FROM LAP	LAPS LED	DISTANCE	VEHICLE
14	Mark MCALEER	1	11	40.26 miles	Porsche 997

2023 Porsche Club Championship /Boxster Cup /Eden Open Cup & 911 Challenge

RACE 7 - STATISTICS

CLASS : 2

10 Starters

Fastest Lap History

NO	NAME	LAP TIME	TIME OF DAY	LAP	VEHICLE
69	Oliver CHATHAM	2:25.371	17:43:43.230	2	Porsche Boxster S
88	Paul SIMPSON	2:25.305	17:43:45.782	2	Porsche Boxster S
44	Andrew PORTER	2:25.285	17:43:46.171	2	Porsche Boxster S
7	Christian WALKER	2:24.946	18:00:45.274	9	Porsche Boxster S
69	Oliver CHATHAM	2:24.645	18:00:45.567	9	Porsche Boxster S

Leader History

NO	NAME	FROM LAP	LAPS LED	DISTANCE	VEHICLE
69	Oliver CHATHAM	1	5	18.30 miles	Porsche Boxster S
7	Christian WALKER	6	4	14.64 miles	Porsche Boxster S
69	Oliver CHATHAM	10	1	3.66 miles	Porsche Boxster S
7	Christian WALKER	11	1	3.66 miles	Porsche Boxster S

2023 Porsche Club Championship /Boxster Cup /Eden Open Cup & 911 Challenge

RACE 7 - STATISTICS

CLASS : 3

15 Starters

Fastest Lap History

NO	NAME	LAP TIME	TIME OF DAY	LAP	VEHICLE
21	Jonathan LOVELL	2:32.691	17:44:03.830	2	Porsche Boxster S
21	Jonathan LOVELL	2:32.199	17:46:36.030	3	Porsche Boxster S
6	Mike THOMPSON	2:31.755	17:46:37.074	3	Porsche Boxster S
6	Mike THOMPSON	2:31.578	17:49:08.652	4	Porsche Boxster S

Leader History

NO	NAME	FROM LAP	LAPS LED	DISTANCE	VEHICLE
21	Jonathan LOVELL	1	3	10.98 miles	Porsche Boxster S
6	Mike THOMPSON	4	1	3.66 miles	Porsche Boxster S
21	Jonathan LOVELL	5	1	3.66 miles	Porsche Boxster S
6	Mike THOMPSON	6	5	18.30 miles	Porsche Boxster S