



Porsche Club
Motorsport



Donington Park

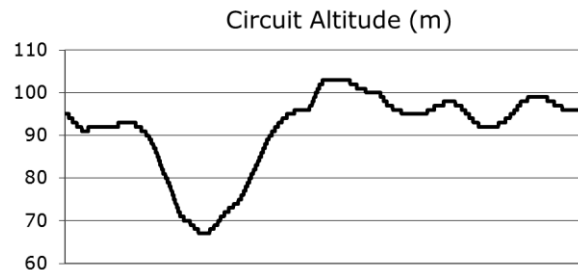
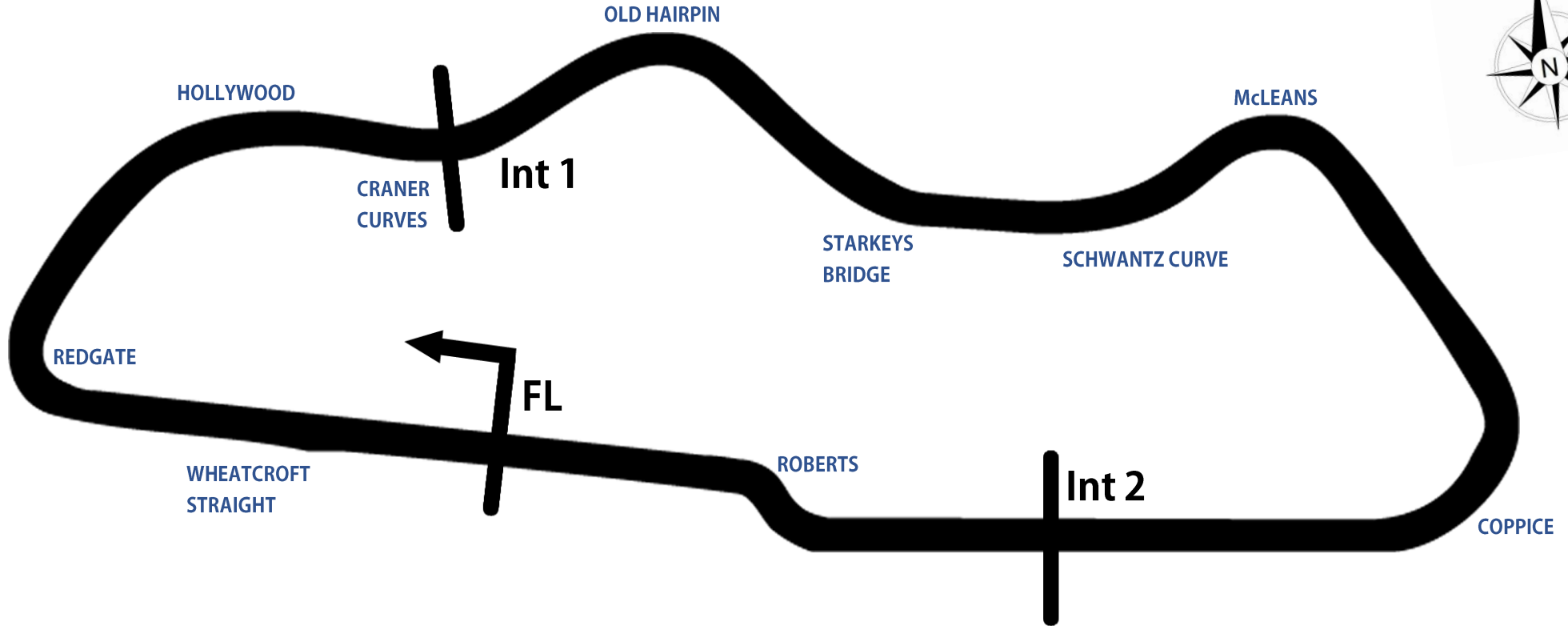
21st April 2023

Results



Donington Park National Circuit

Castle Donington, Derby, UK



	Length	1.9790 miles 3.185 km 3185m		
FL	Start @ 60m	52.82971 N	1.37867 W	
Int 1	941m	52.83226 N	1.37893 W	
Int 2	2641m	52.82866 N	1.37129 W	
Pit Entry	3158m	52.82951 N	1.37832 W	
Pit Exit	229m after FL	52.82996 N	1.38205 W	
Pit Entry - Pit Exit	256m, 18.4s @ 50kph, 15.3s @ 60kph			

Porsche Club Championship with Pirelli

QUALIFYING - RACE 12 - CLASSIFICATION

POS	NO	CL	PIC	NAME	ENTRY	TIME	ON	LAPS	GAP	DIFF	MPH
1	23*	CH	1	Simon CLARK	Porsche 997 Carrera S	1:13.623	4	12			96.77
2	14*	CH	2	Mark MCALEER	Porsche 997 C2S	1:14.233	5	14	0.610	0.610	95.97
3	2	CH	3	Pete MORRIS	Porsche 997 C2S	1:14.459	7	13	0.836	0.226	95.68
4	11	CH	4	James CALEY	Porsche 997 C2S	1:14.802	7	15	1.179	0.343	95.24
5	144	CH	5	Jake MCALEER	Porsche 997 C2S	1:14.847	14	14	1.224	0.045	95.18
6	80	CH	6	Bill CALEY	Porsche Cayman	1:15.241	5	13	1.618	0.394	94.69
7	32	CH	7	Ed HAYES	Porsche 987 Cayman S	1:15.296	5	15	1.673	0.055	94.62
8	9	CH	8	Chris DYER	Porsche Cayman S	1:15.481	7	14	1.858	0.185	94.38
9	1*	CH	9	Paul SIMPSON	Porsche Cayman 987.2	1:16.406	4	13	2.783	0.925	93.24
10	74*	CH	10	Jim BRYAN	Porsche 996	1:16.459	7	15	2.836	0.053	93.18
11	26	CH	11	David BURKE	Porsche Cayman	1:16.492	8	14	2.869	0.033	93.14
12	85*	CH	12	Richard BAYSTON	Porsche 996	1:16.612	13	15	2.989	0.120	92.99
13	10	CH	13	Julian MORRIS	Porsche 997 C2S	1:17.439	6	13	3.816	0.827	92.00
14	22	CH	14	Pete EVANS	Porsche 996	1:17.484	5	14	3.861	0.045	91.94
15	70	AM	1	Angus ARCHER	Boxster 986 S	1:18.331	7	13	4.708	0.847	90.95
16	52*	AM	2	Darren LABBETT	Boxster 986 S	1:18.799	14	14	5.176	0.468	90.41
17	15*	AM	3	Shiraz KHAN	Boxster 986 S	1:19.299	13	13	5.676	0.500	89.84
18	5	AM	4	Brian RICHARDSON	Boxster 986	1:19.326	8	13	5.703	0.027	89.81
19	45	CH	15	Paul SEAGRAVE	Porsche 996	1:19.434	7	14	5.811	0.108	89.69
20	44*	AM	5	Andrew PORTER	Boxster 986 S	1:19.608	8	11	5.985	0.174	89.49
21	28	AM	6	Jessica WILKINSON	Boxster 986 S	1:20.163	7	14	6.540	0.555	88.87
22	56	AM	7	Jason BROWN	Boxster 986 S	1:20.498	7	14	6.875	0.335	88.50
23	12	AM	8	Jamie CALLENDER	Boxster 986 S	1:20.504	5	9	6.881	0.006	88.50
24	24	CH	16	Carl HAZELTON	Porsche 987 Cayman S	1:20.949	8	13	7.326	0.445	88.01

Comments:

*Cars 1, 14, 15, 44 requires a working transponder - Regulation Q12.8.1 refers.
No. 15, 23, 44, 52, 74, 85 - 1 Lap time disallowed; exceeding track limits.

Weather / Track : Cloudy / Dry

Date: 21/04/2024 Start: 11:59 Finish: 12:19

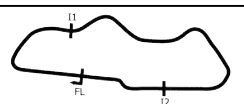
These results are provisional until the conclusion of any judicial and technical matters.

Donington Park National: 1.9790 miles

Clerk Of Course: Andy Stevens

Stewards:

Timekeeper: Richard Lomax



Porsche Club Championship with Pirelli

QUALIFYING - RACE 16 - 2ND FASTEST CLASSIFICATION

POS	NO	CL	PIC	NAME	ENTRY	TIME	ON	LAPS	GAP	DIFF	MPH
1	23*	CH	1	Simon CLARK	Porsche 997 Carrera S	1:13.842	3	12			96.48
2	14*	CH	2	Mark MCALEER	Porsche 997 C2S	1:14.343	4	14	0.501	0.501	95.83
3	11	CH	3	James CALEY	Porsche 997 C2S	1:14.829	13	15	0.987	0.486	95.21
4	144	CH	4	Jake MCALEER	Porsche 997 C2S	1:15.004	7	14	1.162	0.175	94.99
5	2	CH	5	Pete MORRIS	Porsche 997 C2S	1:15.190	12	13	1.348	0.186	94.75
6	9	CH	6	Chris DYER	Porsche Cayman S	1:15.632	6	14	1.790	0.442	94.20
7	32	CH	7	Ed HAYES	Porsche 987 Cayman S	1:15.776	8	15	1.934	0.144	94.02
8	80	CH	8	Bill CALEY	Porsche Cayman	1:15.948	4	13	2.106	0.172	93.80
9	1*	CH	9	Paul SIMPSON	Porsche Cayman 987.2	1:16.578	13	13	2.736	0.630	93.03
10	85*	CH	10	Richard BAYSTON	Porsche 996	1:16.636	6	15	2.794	0.058	92.96
11	74*	CH	11	Jim BRYAN	Porsche 996	1:16.695	9	15	2.853	0.059	92.89
12	26	CH	12	David BURKE	Porsche Cayman	1:16.909	7	14	3.067	0.214	92.63
13	22	CH	13	Pete EVANS	Porsche 996	1:17.543	4	14	3.701	0.634	91.87
14	10	CH	14	Julian MORRIS	Porsche 997 C2S	1:18.418	5	13	4.576	0.875	90.85
15	70	AM	1	Angus ARCHER	Boxster 986 S	1:18.484	6	13	4.642	0.066	90.77
16	52*	AM	2	Darren LABBETT	Boxster 986 S	1:18.829	7	14	4.987	0.345	90.38
17	15*	AM	3	Shiraz KHAN	Boxster 986 S	1:19.422	12	13	5.580	0.593	89.70
18	45	CH	15	Paul SEAGRAVE	Porsche 996	1:19.448	8	14	5.606	0.026	89.67
19	5	AM	4	Brian RICHARDSON	Boxster 986	1:19.598	7	13	5.756	0.150	89.50
20	44*	AM	5	Andrew PORTER	Boxster 986 S	1:19.645	11	11	5.803	0.047	89.45
21	28	AM	6	Jessica WILKINSON	Boxster 986 S	1:20.171	8	14	6.329	0.526	88.86
22	24	CH	16	Carl HAZELTON	Porsche 987 Cayman S	1:21.012	9	13	7.170	0.841	87.94
23	56	AM	7	Jason BROWN	Boxster 986 S	1:21.368	9	14	7.526	0.356	87.56
24	12	AM	8	Jamie CALLENDER	Boxster 986 S	1:22.265	6	9	8.423	0.897	86.60

Comments:

*Cars 1, 14, 15, 44 requires a working transponder - Regulation Q12.8.1 refers.
No. 15, 23, 44, 52, 74, 85 - 1 Lap time disallowed; exceeding track limits.

Weather / Track : Cloudy / Dry

These results are provisional until the conclusion of any judicial and technical matters.

Date: 21/04/2024 Start: 11:59 Finish: 12:19

Donington Park National: 1.9790 miles

Clerk Of Course: Andy Stevens

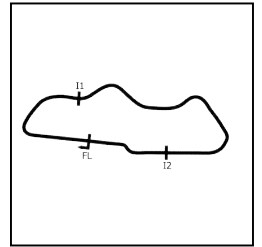
Stewards:

Timekeeper: Richard Lomax



Porsche Club Championship with Pirelli

QUALIFYING - RACE 12 - SECTOR ANALYSIS



SECTOR 1 = FL to I1, SECTOR 2 = I1 to I2, SECTOR 3 = I2 to FL, DIFF = Difference To Personal Best Lap, P = Crossed Finish Line in Pit Lane, D = Time Disallowed

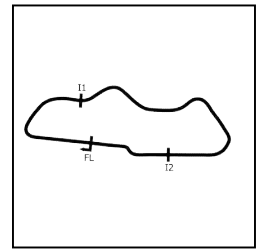
P1		23 CH		Simon CLARK			Porsche 997 Carrera S				
IDEAL LAP TIME : 1:13.530		BEST LAP TIME : 1:13.623			DIFFERENCE : 0.093						
LAP	SECTOR 1		SECTOR 2		SECTOR 3		LAP TIME	MPH	DIFF	TIME OF DAY	
1 -	27.497	86.4	49.296	69.7	15.618	105.1	1:32.411	77.09	18.788	12:01:12.480	
2 -	21.920	108.5	40.010	128.0	13.170	108.2	1:15.100	94.86	1.477	12:02:27.580	
3 -	21.490	114.9	39.297	128.8	13.055	108.5	1:13.842 (2)	96.48	0.219	12:03:41.422	
4 -	21.263	112.7	39.364	129.0	12.996	108.4	1:13.623 (1)	96.77		12:04:55.045	
5 -	21.237	116.7	44.438	62.9	15.590	108.9	1:21.265	87.67	7.642	12:06:16.310	
6 -	21.464	114.7	42.724	91.0	14.494	108.0	1:18.682 D	90.54	5.059	12:07:34.992	
7 -	21.997	109.6	40.676	126.6	IN PIT		1:19.425 P	89.70	5.802	12:08:54.417	
8 -	OUTLAP	109.1	41.343	127.3	13.127	108.2	2:33.822	46.31	1:20.199	12:11:28.239	
9 -	23.310	102.7	41.559	125.2	15.276	107.3	1:20.145	88.89	6.522	12:12:48.384	
10 -	28.732	47.9	54.904	78.8	IN PIT		1:46.935 P	66.62	33.312	12:14:35.319	
11 -	OUTLAP	103.0	45.099	92.3	13.681	109.1	4:16.539	27.77	3:02.916	12:18:51.858	
12 -	21.653	115.5	39.935	128.3	13.413	106.1	1:15.001 (3)	94.99	1.378	12:20:06.859	

P2		14 CH		Mark MCALEER			Porsche 997 C2S				
IDEAL LAP TIME : 1:05.903		BEST LAP TIME : 1:14.233			DIFFERENCE : 8.330						
LAP	SECTOR 1		SECTOR 2		SECTOR 3		LAP TIME	MPH	DIFF	TIME OF DAY	
1 -							1:39.044	71.93	24.811	12:01:17.112	
2 -							1:21.663	87.24	7.430	12:02:38.775	
3 -							1:16.236	93.45	2.003	12:03:55.011	
4 -							1:14.343 (2)	95.83	0.110	12:05:09.354	
5 -							1:14.233 (1)	95.97		12:06:23.587	
6 -							1:18.713	90.51	4.480	12:07:42.300	
7 -							1:15.972	93.77	1.739	12:08:58.272	
8 -					IN PIT		1:30.334 P	78.86	16.101	12:10:28.606	
9 -							2:57.632	40.10	1:43.399	12:13:26.239	
10 -							1:23.227	85.60	8.994	12:14:49.466	
11 -							1:16.693	92.89	2.460	12:16:06.159	
12 -		21.765	68.8	51.052	108.2	5.984	1:18.801	90.41	4.568	12:17:24.960	
13 -		32.365	104.5	42.839	114.3	5.705	1:20.909	88.05	6.676	12:18:45.869	
14 -		31.385	108.4	42.191	116.7	1.947	1:15.523 (3)	94.33	1.290	12:20:01.392	

P3		2 CH		Pete MORRIS			Porsche 997 C2S				
IDEAL LAP TIME : 1:14.459		BEST LAP TIME : 1:14.459			DIFFERENCE : 0.000						
LAP	SECTOR 1		SECTOR 2		SECTOR 3		LAP TIME	MPH	DIFF	TIME OF DAY	
1 -	27.529	80.9	47.414	118.5	14.804	100.7	1:29.747	79.38	15.288	12:01:27.717	
2 -	23.007	95.3	44.071	122.0	14.928	101.8	1:22.006	86.87	7.547	12:02:49.723	
3 -	22.156	107.2	41.269	124.5	14.098	103.2	1:17.523	91.90	3.064	12:04:07.246	
4 -	21.766	109.2	40.353	124.7	13.790	106.0	1:15.909	93.85	1.450	12:05:23.155	
5 -	21.929	103.4	41.840	126.3	13.491	106.3	1:17.260	92.21	2.801	12:06:40.415	
6 -	21.641	109.2	40.221	125.2	13.440	104.8	1:15.302 (3)	94.61	0.843	12:07:55.717	
7 -	21.438	113.1	39.803	125.6	13.218	106.6	1:14.459 (1)	95.68		12:09:10.176	
8 -	21.685	106.0	42.492	106.6	IN PIT		1:23.326 P	85.50	8.867	12:10:33.502	
9 -	OUTLAP	99.8	42.012	121.5	13.835	105.1	2:07.925	55.69	53.466	12:12:41.427	
10 -	22.552	106.1	41.107	124.0	14.159	101.5	1:17.818	91.55	3.359	12:13:59.245	
11 -	23.932	99.8	41.533	123.8	13.693	105.5	1:19.158	90.00	4.699	12:15:18.403	
12 -	21.770	114.5	40.095	125.6	13.325	105.6	1:15.190 (2)	94.75	0.731	12:16:33.593	
13 -	24.722	89.9	49.191	85.0	IN PIT		1:35.734 P	74.42	21.275	12:18:09.327	

Porsche Club Championship with Pirelli

QUALIFYING - RACE 12 - SECTOR ANALYSIS



SECTOR 1 = FL to I1, SECTOR 2 = I1 to I2, SECTOR 3 = I2 to FL, DIFF = Difference To Personal Best Lap, P = Crossed Finish Line in Pit Lane, D = Time Disallowed

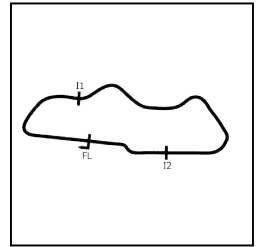
P4		11 CH		James CALEY		Porsche 997 C2S					
IDEAL LAP TIME : 1:14.581		BEST LAP TIME : 1:14.802		DIFFERENCE : 0.221							
LAP	SECTOR 1		SECTOR 2		SECTOR 3		LAP TIME	MPH	DIFF	TIME OF DAY	
1 -	31.841	80.9	50.811	104.0	17.800	91.6	1:40.452	70.92	25.650	12:01:19.899	
2 -	25.015	98.5	45.645	116.7	14.437	105.0	1:25.097	83.72	10.295	12:02:44.996	
3 -	22.663	106.5	42.731	125.6	13.944	102.9	1:19.338	89.80	4.536	12:04:04.334	
4 -	21.718	112.4	40.397	125.2	13.373	106.0	1:15.488	94.38	0.686	12:05:19.822	
5 -	21.785	117.7	40.214	125.6	13.312	106.5	1:15.311	94.60	0.509	12:06:35.133	
6 -	21.840	115.7	39.794	126.6	13.302	105.3	1:14.936 (3)	95.07	0.134	12:07:50.069	
7 -	21.594	117.7	39.843	125.4	13.365	105.8	1:14.802 (1)	95.24		12:09:04.871	
8 -	21.809	116.5	40.062	126.1	13.214	106.3	1:15.085	94.88	0.283	12:10:19.956	
9 -	23.034	104.5	42.316	123.1	IN PIT		1:25.819 P	83.01	11.017	12:11:45.775	
10 -	OUTLAP	89.8	44.721	110.0	15.776	93.2	2:24.575	49.27	1:09.773	12:14:10.350	
11 -	24.938	97.2	42.121	122.4	13.828	103.4	1:20.887	88.08	6.085	12:15:31.237	
12 -	23.221	103.8	42.570	122.4	13.771	106.3	1:19.562	89.54	4.760	12:16:50.799	
13 -	21.677	118.7	39.959	125.2	13.193	106.6	1:14.829 (2)	95.21	0.027	12:18:05.628	
14 -	21.654	115.5	40.231	124.5	13.444	105.3	1:15.329	94.58	0.527	12:19:20.957	
15 -	21.733	115.3	43.455	89.4	IN PIT		1:27.983 P	80.97	13.181	12:20:48.940	

P5		144 CH		Jake MCALEER		Porsche 997 C2S					
IDEAL LAP TIME : 1:14.599		BEST LAP TIME : 1:14.847		DIFFERENCE : 0.248							
LAP	SECTOR 1		SECTOR 2		SECTOR 3		LAP TIME	MPH	DIFF	TIME OF DAY	
1 -	31.252	77.7	50.578	108.7	16.602	96.0	1:38.432	72.38	23.585	12:01:20.719	
2 -	25.220	99.5	45.469	118.7	14.808	103.5	1:25.497	83.33	10.650	12:02:46.216	
3 -	23.542	106.3	42.575	121.7	15.398	103.5	1:21.515	87.40	6.668	12:04:07.731	
4 -	22.127	112.2	40.544	126.8	13.461	107.7	1:16.132	93.58	1.285	12:05:23.863	
5 -	21.734	108.5	43.830	110.9	14.295	107.3	1:19.859	89.21	5.012	12:06:43.722	
6 -	21.590	113.5	40.355	126.6	13.122	107.8	1:15.067 (3)	94.91	0.220	12:07:58.789	
7 -	21.670	115.1	39.969	127.0	13.365	108.0	1:15.004 (2)	94.99	0.157	12:09:13.793	
8 -	21.981	112.9	40.940	124.5	IN PIT		1:22.228 P	86.64	7.381	12:10:36.021	
9 -	OUTLAP	103.2	43.716	114.7	13.487	107.7	2:41.288	44.17	1:26.441	12:13:17.309	
10 -	21.747	113.7	40.730	126.3	13.372	107.0	1:15.849	93.93	1.002	12:14:33.158	
11 -	21.838	113.9	40.863	117.9	13.550	107.2	1:16.251	93.43	1.404	12:15:49.409	
12 -	25.188	95.5	42.073	125.6	13.298	107.8	1:20.559	88.44	5.712	12:17:09.968	
13 -	21.834	112.7	42.837	107.0	13.773	107.8	1:18.444	90.82	3.597	12:18:28.412	
14 -	21.531	113.9	40.217	127.0	13.099	107.8	1:14.847 (1)	95.18		12:19:43.259	

P6		80 CH		Bill CALEY		Porsche Cayman					
IDEAL LAP TIME : 1:15.143		BEST LAP TIME : 1:15.241		DIFFERENCE : 0.098							
LAP	SECTOR 1		SECTOR 2		SECTOR 3		LAP TIME	MPH	DIFF	TIME OF DAY	
1 -	31.804	77.9	50.051	105.8	17.029	93.5	1:38.884	72.05	23.643	12:01:19.360	
2 -	24.462	99.4	45.086	119.1	15.174	99.4	1:24.722	84.09	9.481	12:02:44.082	
3 -	22.565	109.1	40.648	120.6	13.320	103.0	1:16.533	93.09	1.292	12:04:00.615	
4 -	21.856	113.3	40.806	121.3	13.286	102.6	1:15.948 (2)	93.80	0.707	12:05:16.563	
5 -	21.954	113.5	40.131	122.0	13.156	103.2	1:15.241 (1)	94.69		12:06:31.804	
6 -	23.057	109.2	43.443	117.7	IN PIT		1:25.614 P	83.21	10.373	12:07:57.418	
7 -	OUTLAP	98.6	41.546	121.1	13.585	100.9	2:38.956	44.82	1:23.715	12:10:36.374	
8 -	22.221	112.4	40.556	120.4	13.244	101.8	1:16.021 (3)	93.71	0.780	12:11:52.395	
9 -	23.182	105.6	40.984	120.9	IN PIT		1:23.207 P	85.62	7.966	12:13:15.602	
10 -	OUTLAP	96.4	44.479	108.0	13.802	102.7	2:35.796	45.73	1:20.555	12:15:51.398	
11 -	23.782	98.1	42.773	121.3	14.673	99.2	1:21.228	87.71	5.987	12:17:12.626	
12 -	23.914	99.4	42.130	122.6	13.986	100.1	1:20.030	89.02	4.789	12:18:32.656	
13 -	22.070	114.9	40.977	120.6	13.711	101.8	1:16.758	92.81	1.517	12:19:49.414	

Porsche Club Championship with Pirelli

QUALIFYING - RACE 12 - SECTOR ANALYSIS



SECTOR 1 = FL to I1, SECTOR 2 = I1 to I2, SECTOR 3 = I2 to FL, DIFF = Difference To Personal Best Lap, P = Crossed Finish Line in Pit Lane, D = Time Disallowed

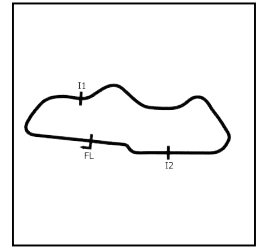
P7		32 CH		Ed HAYES		Porsche 987 Cayman S					
IDEAL LAP TIME : 1:15.290		BEST LAP TIME : 1:15.296		DIFFERENCE : 0.006							
LAP	SECTOR 1		SECTOR 2		SECTOR 3		LAP TIME	MPH	DIFF	TIME OF DAY	
1 -	29.253	80.7	50.194	106.0	17.113	89.9	1:36.560	73.78	21.264	12:01:29.716	
2 -	24.564	94.7	43.841	121.3	14.330	100.7	1:22.735	86.11	7.439	12:02:52.451	
3 -	26.129	93.7	42.114	121.5	14.051	102.4	1:22.294	86.57	6.998	12:04:14.745	
4 -	22.164	102.9	41.216	124.0	13.829	102.1	1:17.209	92.27	1.913	12:05:31.954	
5 -	21.837	109.2	40.093	124.9	13.366	103.8	1:15.296 (1)	94.62		12:06:47.250	
6 -	22.142	102.9	41.011	122.6	13.974	101.9	1:17.127	92.37	1.831	12:08:04.377	
7 -	22.114	108.7	40.906	121.1	13.763	103.5	1:16.783	92.78	1.487	12:09:21.160	
8 -	21.942	110.3	40.164	124.5	13.670	103.7	1:15.776 (2)	94.02	0.480	12:10:36.936	
9 -	22.049	110.1	40.455	120.0	15.606	104.2	1:18.110	91.21	2.814	12:11:55.046	
10 -	22.590	106.5	40.263	123.8	13.557	102.7	1:16.410 (3)	93.24	1.114	12:13:11.456	
11 -	25.533	74.9	52.795	112.9	14.079	103.7	1:32.407	77.10	17.111	12:14:43.863	
12 -	24.722	84.8	46.966	122.9	13.360	104.5	1:25.048	83.77	9.752	12:16:08.911	
13 -	23.479	93.5	45.336	116.3	13.777	103.7	1:22.592	86.26	7.296	12:17:31.503	
14 -	22.195	105.5	41.822	75.5	14.797	105.3	1:18.814	90.39	3.518	12:18:50.317	
15 -	21.847	111.8	51.583	57.1	16.287	101.8	1:29.717	79.41	14.421	12:20:20.034	

P8		9 CH		Chris DYER		Porsche Cayman S					
IDEAL LAP TIME : 1:15.016		BEST LAP TIME : 1:15.481		DIFFERENCE : 0.465							
LAP	SECTOR 1		SECTOR 2		SECTOR 3		LAP TIME	MPH	DIFF	TIME OF DAY	
1 -	27.851	79.6	47.898	112.9	16.217	98.5	1:31.966	77.47	16.485	12:01:22.755	
2 -	24.465	89.7	44.269	122.6	15.115	102.6	1:23.849	84.96	8.368	12:02:46.604	
3 -	22.507	101.6	41.600	124.2	14.337	102.4	1:18.444	90.82	2.963	12:04:05.048	
4 -	22.394	100.6	41.416	124.0	13.794	104.5	1:17.604	91.80	2.123	12:05:22.652	
5 -	22.011	104.0	40.618	123.8	13.170	105.3	1:15.799 (3)	93.99	0.318	12:06:38.451	
6 -	21.619	106.3	40.227	124.0	13.786	103.7	1:15.632 (2)	94.20	0.151	12:07:54.083	
7 -	21.872	107.3	40.264	123.8	13.345	104.8	1:15.481 (1)	94.38		12:09:09.564	
8 -	21.701	104.5	40.843	123.1	13.520	104.5	1:16.064	93.66	0.583	12:10:25.628	
9 -	22.649	96.0	42.697	116.1	IN PIT		1:24.455 P	84.36	8.974	12:11:50.083	
10 -	OUTLAP	82.0	49.613	91.0	16.160	87.4	2:36.804	45.43	1:21.323	12:14:26.887	
11 -	24.599	98.8	41.500	122.0	13.832	99.5	1:19.931	89.13	4.450	12:15:46.818	
12 -	27.407	92.9	45.422	116.7	14.766	102.6	1:27.595	81.33	12.114	12:17:14.413	
13 -	31.754	83.8	46.742	99.2	14.768	101.5	1:33.264	76.39	17.783	12:18:47.677	
14 -	22.741	100.4	41.336	123.1	13.872	100.9	1:17.949	91.40	2.468	12:20:05.626	

P9		1 CH		Paul SIMPSON		Porsche Cayman 987.2					
IDEAL LAP TIME :		BEST LAP TIME : 1:16.406		DIFFERENCE :							
LAP	SECTOR 1		SECTOR 2		SECTOR 3		LAP TIME	MPH	DIFF	TIME OF DAY	
1 -							1:31.541	77.83	15.135	12:01:32.337	
2 -							1:20.314	88.70	3.908	12:02:52.651	
3 -							1:23.195	85.63	6.789	12:04:15.846	
4 -							1:16.406 (1)	93.24		12:05:32.252	
5 -							1:19.530	89.58	3.124	12:06:51.782	
6 -							1:18.620	90.62	2.214	12:08:10.402	
7 -							3:49.389	31.05	2:32.983	12:11:59.791	
8 -							1:18.597	90.64	2.191	12:13:18.388	
9 -							1:19.722	89.36	3.316	12:14:38.110	
10 -							1:20.034	89.02	3.628	12:15:58.144	
11 -							1:22.734	86.11	6.328	12:17:20.878	
12 -							1:18.237 (3)	91.06	1.831	12:18:39.115	
13 -							1:16.578 (2)	93.03	0.172	12:19:55.693	

Porsche Club Championship with Pirelli

QUALIFYING - RACE 12 - SECTOR ANALYSIS



SECTOR 1 = FL to I1, SECTOR 2 = I1 to I2, SECTOR 3 = I2 to FL, DIFF = Difference To Personal Best Lap, P = Crossed Finish Line in Pit Lane, D = Time Disallowed

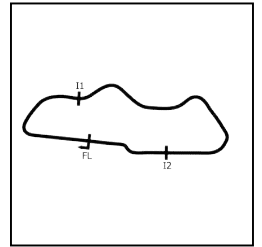
P10 74 CH		Jim BRYAN		Porsche 996						
IDEAL LAP TIME : 1:16.261		BEST LAP TIME : 1:16.459		DIFFERENCE : 0.198						
LAP	SECTOR 1		SECTOR 2		SECTOR 3		LAP TIME	MPH	DIFF	TIME OF DAY
1 -	30.038	74.8	49.831	113.5	17.555	98.2	1:37.424	73.13	20.965	12:01:20.186
2 -	24.071	92.1	44.739	122.4	15.608	99.7	1:24.418	84.39	7.959	12:02:44.604
3 -	22.652	101.3	42.976	124.0	14.680	101.9	1:20.308 D	88.71	3.849	12:04:04.912
4 -	22.274	101.6	41.507	125.9	13.820	103.8	1:17.601	91.81	1.142	12:05:22.513
5 -	21.998	103.4	41.768	125.4	13.762	103.4	1:17.528	91.89	1.069	12:06:40.041
6 -	22.497	95.0	40.925	126.1	13.721	103.4	1:17.143	92.35	0.684	12:07:57.184
7 -	22.071	104.0	40.693	125.4	13.695	103.2	1:16.459 (1)	93.18		12:09:13.643
8 -	22.509	105.0	41.069	125.9	14.622	102.4	1:18.200	91.10	1.741	12:10:31.843
9 -	22.112	102.7	41.013	126.1	13.570	104.8	1:16.695 (2)	92.89	0.236	12:11:48.538
10 -	23.945	98.6	42.105	124.5	15.140	91.8	1:21.190	87.75	4.731	12:13:09.728
11 -	23.602	96.9	46.082	102.6	14.847	100.7	1:24.531	84.28	8.072	12:14:34.259
12 -	22.667	104.3	41.441	115.7	14.174	103.8	1:18.282	91.01	1.823	12:15:52.541
13 -	23.539	98.6	42.585	123.5	14.369	104.6	1:20.493	88.51	4.034	12:17:13.034
14 -	35.663	94.7	43.126	124.0	15.092	101.9	1:33.881	75.89	17.422	12:18:46.915
15 -	22.303	107.0	40.926	126.3	13.654	104.3	1:16.883 (3)	92.66	0.424	12:20:03.798

P11 26 CH		David BURKE		Porsche Cayman						
IDEAL LAP TIME : 1:16.400		BEST LAP TIME : 1:16.492		DIFFERENCE : 0.092						
LAP	SECTOR 1		SECTOR 2		SECTOR 3		LAP TIME	MPH	DIFF	TIME OF DAY
1 -	29.992	89.9	50.659	101.9	16.865	90.6	1:37.516	73.06	21.024	12:01:35.148
2 -	24.868	98.5	44.760	117.5	15.950	97.6	1:25.578	83.25	9.086	12:03:00.726
3 -	25.197	101.8	43.109	120.4	14.509	98.8	1:22.815	86.03	6.323	12:04:23.541
4 -	22.927	111.6	42.366	120.2	13.998	101.6	1:19.291	89.85	2.799	12:05:42.832
5 -	22.120	114.3	41.579	122.2	13.877	101.6	1:17.576 (3)	91.84	1.084	12:07:00.408
6 -	22.233	112.5	41.089	124.0	14.371	97.6	1:17.693	91.70	1.201	12:08:18.101
7 -	22.320	112.0	40.973	122.9	13.616	102.7	1:16.909 (2)	92.63	0.417	12:09:35.010
8 -	21.956	114.1	40.828	124.0	13.708	101.0	1:16.492 (1)	93.14		12:10:51.502
9 -	22.614	99.2	41.913	123.5	13.710	101.9	1:18.237	91.06	1.745	12:12:09.739
10 -	24.411	109.1	41.340	122.4	IN PIT		1:22.907 P	85.93	6.415	12:13:32.646
11 -	OUTLAP	99.4	42.413	122.2	14.164	99.2	2:31.746	46.95	1:15.254	12:16:04.392
12 -	24.431	94.2	43.173	120.9	13.902	103.2	1:21.506	87.41	5.014	12:17:25.898
13 -	23.544	90.8	43.056	122.9	14.603	100.6	1:21.203	87.73	4.711	12:18:47.101
14 -	22.714	111.6	41.143	123.5	13.900	101.3	1:17.757	91.62	1.265	12:20:04.858

P12 85 CH		Richard BAYSTON		Porsche 996						
IDEAL LAP TIME : 1:16.193		BEST LAP TIME : 1:16.612		DIFFERENCE : 0.419						
LAP	SECTOR 1		SECTOR 2		SECTOR 3		LAP TIME	MPH	DIFF	TIME OF DAY
1 -	32.041	79.0	50.410	115.3	15.725	98.6	1:38.176	72.57	21.564	12:01:17.929
2 -	24.156	95.7	43.798	123.1	14.167	101.5	1:22.121	86.75	5.509	12:02:40.050
3 -	22.590	102.6	41.496	121.7	13.569	103.8	1:17.655	91.74	1.043	12:03:57.705
4 -	22.428	105.8	41.224	122.0	13.465	102.7	1:17.117	92.38	0.505	12:05:14.822
5 -	22.096	108.5	41.164	120.6	13.512	103.5	1:16.772 (3)	92.80	0.160	12:06:31.594
6 -	22.473	104.6	40.796	122.2	13.367	103.4	1:16.636 (2)	92.96	0.024	12:07:48.230
7 -	22.206	107.7	41.255	122.0	14.038	101.6	1:17.499	91.93	0.887	12:09:05.729
8 -	23.032	108.2	41.193	122.0	13.327	104.3	1:17.552	91.86	0.940	12:10:23.281
9 -	22.343	100.0	41.502	122.4	IN PIT		1:23.705 P	85.11	7.093	12:11:46.986
10 -	OUTLAP	96.1	42.948	123.8	14.056	101.3	2:11.627	54.12	55.015	12:13:58.613
11 -	24.698	79.0	42.743	120.9	13.837	103.2	1:21.278	87.65	4.666	12:15:19.891
12 -	23.077	105.8	41.728	121.7	13.973	103.5	1:18.778	90.43	2.166	12:16:38.669
13 -	22.088	108.4	41.183	122.0	13.341	103.5	1:16.612 (1)	92.99		12:17:55.281
14 -	22.070	109.8	41.309	121.3	13.826	99.8	1:17.205 D	92.28	0.593	12:19:12.486
15 -	22.153	107.8	41.839	122.6	13.547	102.9	1:17.539	91.88	0.927	12:20:30.025

Porsche Club Championship with Pirelli

QUALIFYING - RACE 12 - SECTOR ANALYSIS



SECTOR 1 = FL to I1, SECTOR 2 = I1 to I2, SECTOR 3 = I2 to FL, DIFF = Difference To Personal Best Lap, P = Crossed Finish Line in Pit Lane, D = Time Disallowed

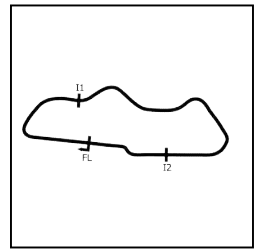
P13		10 CH		Julian MORRIS			Porsche 997 C2S				
IDEAL LAP TIME : 1:17.067		BEST LAP TIME : 1:17.439			DIFFERENCE : 0.372						
LAP	SECTOR 1		SECTOR 2		SECTOR 3		LAP TIME	MPH	DIFF	TIME OF DAY	
1 -	30.897	66.7	49.733	120.6	16.489	99.4	1:37.119	73.35	19.680	12:01:21.033	
2 -	25.360	91.6	45.331	118.9	15.773	101.0	1:26.464	82.40	9.025	12:02:47.497	
3 -	22.633	102.4	43.338	124.0	15.173	101.9	1:21.144	87.80	3.705	12:04:08.641	
4 -	22.781	97.5	42.034	125.4	14.038	105.3	1:18.853	90.35	1.414	12:05:27.494	
5 -	22.657	102.1	41.642	125.4	14.119	105.5	1:18.418	(2) 90.85	0.979	12:06:45.912	
6 -	22.575	101.0	41.118	126.1	13.746	105.5	1:17.439	(1) 92.00		12:08:03.351	
7 -	22.203	101.8	42.498	126.1	14.040	105.3	1:18.741	(3) 90.48	1.302	12:09:22.092	
8 -	22.711	96.6	47.460	95.0	16.381	85.4	1:26.552	82.31	9.113	12:10:48.644	
9 -	25.904	82.0	46.886	103.2	IN PIT		1:33.300	P 76.36	15.861	12:12:21.944	
10 -	OUTLAP	89.3	43.166	124.9	14.178	104.0	2:50.884	41.69	1:33.445	12:15:12.828	
11 -	22.721	96.1	42.927	125.4	14.304	104.0	1:19.952	89.11	2.513	12:16:32.780	
12 -	23.153	90.3	42.615	124.7	14.363	104.0	1:20.131	88.91	2.692	12:17:52.911	
13 -	22.907	91.8	48.551	80.9	19.899	91.9	1:31.357	77.98	13.918	12:19:24.268	

P14		22 CH		Pete EVANS			Porsche 996				
IDEAL LAP TIME : 1:17.294		BEST LAP TIME : 1:17.484			DIFFERENCE : 0.190						
LAP	SECTOR 1		SECTOR 2		SECTOR 3		LAP TIME	MPH	DIFF	TIME OF DAY	
1 -	30.830	72.8	50.176	116.7	16.582	95.0	1:37.588	73.00	20.104	12:01:22.569	
2 -	25.275	83.1	46.586	119.1	15.146	97.8	1:27.007	81.88	9.523	12:02:49.576	
3 -	23.707	97.2	44.016	120.4	14.084	102.2	1:21.807	87.09	4.323	12:04:11.383	
4 -	22.361	108.9	41.441	120.9	13.741	103.2	1:17.543	(2) 91.87	0.059	12:05:28.926	
5 -	22.203	110.9	41.401	123.5	13.880	101.9	1:17.484	(1) 91.94		12:06:46.410	
6 -	22.252	105.5	41.803	122.4	14.145	104.0	1:18.200	(3) 91.10	0.716	12:08:04.610	
7 -	22.216	109.2	41.896	123.3	IN PIT		1:21.154	P 87.79	3.670	12:09:25.764	
8 -	OUTLAP	100.1	43.035	119.8	13.898	103.2	2:03.409	57.73	45.925	12:11:29.173	
9 -	23.463	97.8	42.975	122.0	14.511	101.6	1:20.949	88.01	3.465	12:12:50.122	
10 -	25.482	77.0	43.969	121.1	13.948	102.4	1:23.399	85.42	5.915	12:14:13.521	
11 -	23.917	104.5	42.289	122.0	13.869	102.2	1:20.075	88.97	2.591	12:15:33.596	
12 -	23.046	102.9	42.182	122.0	13.780	102.7	1:19.008	90.17	1.524	12:16:52.604	
13 -	22.152	110.9	1:13.212	121.3	14.090	102.2	1:49.454	65.09	31.970	12:18:42.058	
14 -	22.283	109.1	42.593	120.4	14.246	87.9	1:19.122	90.04	1.638	12:20:01.180	

P15		70 AM		Angus ARCHER			Boxster 986 S				
IDEAL LAP TIME : 1:18.088		BEST LAP TIME : 1:18.331			DIFFERENCE : 0.243						
LAP	SECTOR 1		SECTOR 2		SECTOR 3		LAP TIME	MPH	DIFF	TIME OF DAY	
1 -	29.715	79.6	49.615	108.0	15.909	92.9	1:35.239	74.80	16.908	12:01:35.822	
2 -	25.064	88.3	44.975	114.5	15.630	95.5	1:25.669	83.16	7.338	12:03:01.491	
3 -	26.821	90.6	43.796	116.1	15.240	98.1	1:25.857	82.98	7.526	12:04:27.348	
4 -	23.323	102.2	41.716	117.9	14.156	99.5	1:19.195	89.96	0.864	12:05:46.543	
5 -	23.284	102.1	41.752	103.2	15.704	97.6	1:20.740	88.24	2.409	12:07:07.283	
6 -	22.912	104.2	41.616	116.7	13.956	99.4	1:18.484	(2) 90.77	0.153	12:08:25.767	
7 -	22.852	102.1	41.435	117.5	14.044	99.1	1:18.331	(1) 90.95		12:09:44.098	
8 -	22.697	104.6	41.943	118.1	IN PIT		1:23.384	P 85.44	5.053	12:11:07.482	
9 -	OUTLAP	82.2	44.409	115.1	14.626	95.7	3:08.381	37.82	1:50.050	12:14:15.863	
10 -	25.240	88.6	44.909	111.4	14.998	97.8	1:25.147	83.67	6.816	12:15:41.010	
11 -	24.465	97.9	43.287	115.7	14.814	97.8	1:22.566	86.29	4.235	12:17:03.576	
12 -	23.084	97.5	45.305	86.2	18.317	96.9	1:26.706	82.17	8.375	12:18:30.282	
13 -	23.161	103.7	41.767	115.9	14.010	98.9	1:18.938	(3) 90.25	0.607	12:19:49.220	

Porsche Club Championship with Pirelli

QUALIFYING - RACE 12 - SECTOR ANALYSIS



SECTOR 1 = FL to I1, SECTOR 2 = I1 to I2, SECTOR 3 = I2 to FL, DIFF = Difference To Personal Best Lap, P = Crossed Finish Line in Pit Lane, D = Time Disallowed

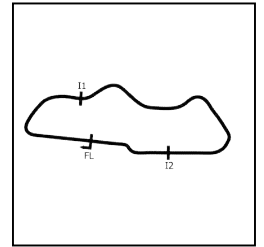
P16 52 AM		Darren LABBETT					Boxster 986 S				
IDEAL LAP TIME : 1:18.435		BEST LAP TIME : 1:18.799					DIFFERENCE : 0.364				
LAP	SECTOR 1		SECTOR 2		SECTOR 3		LAP TIME	MPH	DIFF	TIME OF DAY	
1 -	32.624	75.6	52.763	89.2	17.614	85.0	1:43.001	69.17	24.202	12:01:31.524	
2 -	25.652	93.3	46.779	92.5	16.965	89.5	1:29.396	79.69	10.597	12:03:00.920	
3 -	26.534	96.9	44.208	114.3	14.354	98.3	1:25.096	83.72	6.297	12:04:26.016	
4 -	23.069	106.0	42.621	118.3	14.310	98.2	1:20.000	89.05	1.201	12:05:46.016	
5 -	22.943	106.0	42.258	117.1	14.016	98.5	1:19.217	89.93	0.418	12:07:05.233	
6 -	22.866	107.0	41.977	118.1	14.029	95.8	1:18.872 (3)	90.33	0.073	12:08:24.105	
7 -	22.842	101.8	42.194	118.5	13.793	99.4	1:18.829 (2)	90.38	0.030	12:09:42.934	
8 -	22.665	105.6	42.522	118.1	14.471	95.4	1:19.658 D	89.44	0.859	12:11:02.592	
9 -	23.475	101.6	43.239	117.7	14.493	98.2	1:21.207	87.73	2.408	12:12:23.799	
10 -	29.417	72.5	52.048	89.2	14.711	99.5	1:36.176	74.07	17.377	12:13:59.975	
11 -	24.869	85.2	44.610	113.9	IN PIT		1:27.159 P	81.74	8.360	12:15:27.134	
12 -	OUTLAP	88.4	44.850	115.3	14.357	98.2	2:16.790	52.08	57.991	12:17:43.924	
13 -	22.826	108.5	42.140	116.7	14.008	97.6	1:18.974	90.21	0.175	12:19:02.898	
14 -	22.903	108.7	42.024	117.1	13.872	98.1	1:18.799 (1)	90.41		12:20:21.697	

P17 15 AM		Shiraz KHAN					Boxster 986 S				
IDEAL LAP TIME :		BEST LAP TIME : 1:19.299					DIFFERENCE :				
LAP	SECTOR 1		SECTOR 2		SECTOR 3		LAP TIME	MPH	DIFF	TIME OF DAY	
1 -							1:44.545	68.14	25.246	12:01:38.846	
2 -							1:33.456	76.23	14.157	12:03:12.302	
3 -							1:21.961	86.92	2.662	12:04:34.263	
4 -							1:19.826	89.25	0.527	12:05:54.089	
5 -							1:25.973 D	82.87	6.674	12:07:20.062	
6 -							1:19.722 (3)	89.36	0.423	12:08:39.784	
7 -					IN PIT		1:41.872 P	69.93	22.573	12:10:21.656	
8 -							2:05.590	56.72	46.291	12:12:27.247	
9 -							1:29.473	79.62	10.174	12:13:56.720	
10 -							1:31.955	77.47	12.656	12:15:28.675	
11 -							1:26.077	82.77	6.778	12:16:54.752	
12 -							1:19.422 (2)	89.70	0.123	12:18:14.174	
13 -							1:19.299 (1)	89.84		12:19:33.473	

P18 5 AM		Brian RICHARDSON					Boxster 986				
IDEAL LAP TIME : 1:19.206		BEST LAP TIME : 1:19.326					DIFFERENCE : 0.120				
LAP	SECTOR 1		SECTOR 2		SECTOR 3		LAP TIME	MPH	DIFF	TIME OF DAY	
1 -	30.530	78.8	49.954	93.8	16.555	91.9	1:37.039	73.42	17.713	12:01:39.900	
2 -	25.804	90.5	45.196	114.3	14.896	96.1	1:25.896	82.94	6.570	12:03:05.796	
3 -	26.608	90.1	45.170	114.5	14.626	96.8	1:26.404	82.45	7.078	12:04:32.200	
4 -	23.577	100.7	43.678	116.9	14.152	97.8	1:21.407	87.51	2.081	12:05:53.607	
5 -	23.360	104.3	42.490	116.1	14.485	97.1	1:20.335	88.68	1.009	12:07:13.942	
6 -	23.365	106.0	42.359	117.5	14.331	98.3	1:20.055 (3)	88.99	0.729	12:08:33.997	
7 -	22.969	106.1	42.398	117.7	14.231	97.6	1:19.598 (2)	89.50	0.272	12:09:53.595	
8 -	23.089	105.1	42.120	118.5	14.117	99.1	1:19.326 (1)	89.81		12:11:12.921	
9 -	26.025	84.9	52.078	88.4	IN PIT		1:41.220 P	70.38	21.894	12:12:54.141	
10 -	OUTLAP	86.8	48.748	94.3	16.143	95.3	2:51.400	41.56	1:32.074	12:15:45.541	
11 -	25.384	94.3	45.561	111.2	15.374	96.8	1:26.319	82.53	6.993	12:17:11.860	
12 -	23.279	102.9	43.455	116.1	14.939	97.2	1:21.673	87.23	2.347	12:18:33.533	
13 -	23.147	103.5	42.702	117.3	14.514	96.6	1:20.363	88.65	1.037	12:19:53.896	

Porsche Club Championship with Pirelli

QUALIFYING - RACE 12 - SECTOR ANALYSIS



SECTOR 1 = FL to I1, SECTOR 2 = I1 to I2, SECTOR 3 = I2 to FL, DIFF = Difference To Personal Best Lap, P = Crossed Finish Line in Pit Lane, D = Time Disallowed

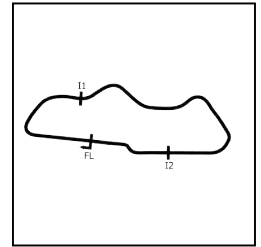
P19 45 CH Paul SEAGRAVE		Porsche 996									
IDEAL LAP TIME : 1:19.084		BEST LAP TIME : 1:19.434				DIFFERENCE : 0.350					
LAP	SECTOR 1		SECTOR 2		SECTOR 3		LAP TIME	MPH	DIFF	TIME OF DAY	
1 -	30.453	73.0	51.369	99.5	16.611	96.9	1:38.433	72.38	18.999	12:01:24.380	
2 -	24.872	94.5	47.311	117.5	15.277	97.6	1:27.460	81.46	8.026	12:02:51.840	
3 -	25.055	94.9	43.980	114.5	14.759	99.4	1:23.794	85.02	4.360	12:04:15.634	
4 -	23.361	103.2	42.795	119.4	14.420	101.8	1:20.576	88.42	1.142	12:05:36.210	
5 -	23.027	100.4	43.310	124.0	14.643	100.1	1:20.980	87.98	1.546	12:06:57.190	
6 -	23.789	99.8	42.643	120.4	14.778	98.9	1:21.210	87.73	1.776	12:08:18.400	
7 -	22.753	105.0	42.454	120.6	14.227	100.1	1:19.434 (1)	89.69		12:09:37.834	
8 -	23.117	99.7	42.305	122.0	14.026	101.0	1:19.448 (2)	89.67	0.014	12:10:57.282	
9 -	23.002	102.4	42.356	122.0	14.848	96.9	1:20.206 (3)	88.82	0.772	12:12:17.488	
10 -	25.793	96.9	44.172	120.9	14.856	98.2	1:24.821	83.99	5.387	12:13:42.309	
11 -	24.956	99.8	42.895	124.5	14.413	99.4	1:22.264	86.60	2.830	12:15:04.573	
12 -	23.329	106.3	43.332	115.7	14.850	96.5	1:21.511	87.40	2.077	12:16:26.084	
13 -	23.767	100.9	44.284	94.5	IN PIT		1:27.731 P	81.21	8.297	12:17:53.815	
14 -	OUTLAP	98.6	42.632	118.9	14.464	95.5	2:23.363	49.69	1:03.929	12:20:17.178	

P20 44 AM Andrew PORTER		Boxster 986 S									
IDEAL LAP TIME :		BEST LAP TIME : 1:19.608				DIFFERENCE :					
LAP	SECTOR 1		SECTOR 2		SECTOR 3		LAP TIME	MPH	DIFF	TIME OF DAY	
1 -							1:38.125	72.60	18.517	12:01:22.180	
2 -							1:28.561	80.44	8.953	12:02:50.741	
3 -							1:47.982	65.97	28.374	12:04:38.723	
4 -							1:20.093 (3)	88.95	0.485	12:05:58.816	
5 -							1:24.357	84.45	4.749	12:07:23.173	
6 -							1:20.876	88.09	1.268	12:08:44.049	
7 -							1:22.804 D	86.04	3.196	12:10:06.853	
8 -							1:19.608 (1)	89.49		12:11:26.461	
9 -							6:07.088	19.40	4:47.480	12:17:33.549	
10 -							1:20.651	88.33	1.043	12:18:54.200	
11 -							1:19.645 (2)	89.45	0.037	12:20:13.845	

P21 28 AM Jessica WILKINSON		Boxster 986 S									
IDEAL LAP TIME : 1:20.004		BEST LAP TIME : 1:20.163				DIFFERENCE : 0.159					
LAP	SECTOR 1		SECTOR 2		SECTOR 3		LAP TIME	MPH	DIFF	TIME OF DAY	
1 -	31.045	77.4	51.826	108.9	16.617	90.6	1:39.488	71.61	19.325	12:01:30.111	
2 -	25.287	87.3	47.052	112.2	15.021	93.9	1:27.360	81.55	7.197	12:02:57.471	
3 -	25.898	94.1	44.816	113.3	14.648	95.8	1:25.362	83.46	5.199	12:04:22.833	
4 -	24.671	96.5	43.514	114.5	14.788	96.2	1:22.973	85.86	2.810	12:05:45.806	
5 -	24.674	86.5	43.239	115.3	14.632	96.8	1:22.545	86.31	2.382	12:07:08.351	
6 -	23.523	102.9	42.391	115.9	14.314	95.1	1:20.228 (3)	88.80	0.065	12:08:28.579	
7 -	23.595	98.1	42.452	116.1	14.116	97.1	1:20.163 (1)	88.87		12:09:48.742	
8 -	23.533	101.3	42.539	116.1	14.099	97.5	1:20.171 (2)	88.86	0.008	12:11:08.913	
9 -	23.514	99.7	43.348	114.7	IN PIT		1:25.119 P	83.70	4.956	12:12:34.032	
10 -	OUTLAP	100.3	43.649	114.9	14.284	96.5	2:28.851	47.86	1:08.688	12:15:02.883	
11 -	24.329	102.7	42.707	115.1	17.146	82.4	1:24.182	84.63	4.019	12:16:27.065	
12 -	24.289	103.7	42.932	114.9	14.401	96.5	1:21.622	87.28	1.459	12:17:48.687	
13 -	23.537	105.0	44.038	112.2	14.341	96.6	1:21.916	86.97	1.753	12:19:10.603	
14 -	23.552	105.5	43.855	115.9	14.568	95.1	1:21.975	86.91	1.812	12:20:32.578	

Porsche Club Championship with Pirelli

QUALIFYING - RACE 12 - SECTOR ANALYSIS



SECTOR 1 = FL to I1, SECTOR 2 = I1 to I2, SECTOR 3 = I2 to FL, DIFF = Difference To Personal Best Lap, P = Crossed Finish Line in Pit Lane, D = Time Disallowed

P22 56 AM		Jason BROWN					Boxster 986 S				
IDEAL LAP TIME : 1:20.488		BEST LAP TIME : 1:20.498					DIFFERENCE : 0.010				
LAP	SECTOR 1		SECTOR 2		SECTOR 3		LAP TIME	MPH	DIFF	TIME OF DAY	
1 -	34.989	75.4	52.686	105.3	17.790	86.4	1:45.465	67.55	24.967	12:01:44.644	
2 -	26.423	91.3	46.570	103.7	16.624		1:29.617	79.50	9.119	12:03:14.261	
3 -	26.087	93.3	45.241	113.3	15.079		1:26.407	82.45	5.909	12:04:40.668	
4 -	23.946	104.8	44.380	111.8	14.739		1:23.065	85.77	2.567	12:06:03.733	
5 -	23.716	100.0	43.522	112.7	14.662		1:21.900	86.99	1.402	12:07:25.633	
6 -	23.396	101.8	43.485	114.5	14.916		1:21.797 (3)	87.10	1.299	12:08:47.430	
7 -	23.338	104.0	42.810	115.7	14.350		1:20.498 (1)	88.50		12:10:07.928	
8 -	23.820	103.5	44.896	115.5	14.595		1:23.311	85.51	2.813	12:11:31.239	
9 -	23.328	107.5	43.608	115.5	14.432		1:21.368 (2)	87.56	0.870	12:12:52.607	
10 -	26.445	84.2	46.375	111.6	15.014	86.2	1:27.834	81.11	7.336	12:14:20.441	
11 -	26.168	101.3	43.654	98.5	16.378		1:26.200	82.65	5.702	12:15:46.641	
12 -	26.901	104.8	43.326	109.4	15.453		1:25.680	83.15	5.182	12:17:12.321	
13 -	26.057	92.4	45.863	106.8	14.505		1:26.425	82.43	5.927	12:18:38.746	
14 -	23.341	108.4	46.050	101.6	IN PIT		1:33.782 P	75.97	13.284	12:20:12.528	

P23 12 AM		Jamie CALLENDER					Boxster 986 S				
IDEAL LAP TIME : 1:20.372		BEST LAP TIME : 1:20.504					DIFFERENCE : 0.132				
LAP	SECTOR 1		SECTOR 2		SECTOR 3		LAP TIME	MPH	DIFF	TIME OF DAY	
1 -	30.173	72.3	51.060	105.5	17.246	91.4	1:38.479	72.34	17.975	12:01:25.416	
2 -	24.331	100.1	45.238	111.1	15.936	94.2	1:25.505 (3)	83.32	5.001	12:02:50.921	
3 -	30.008	100.4	43.534	113.3	IN PIT		1:31.781 P	77.62	11.277	12:04:22.702	
4 -		105.8	43.596	113.9	14.915	95.7	2:01.858	58.46	41.354	12:06:24.560	
5 -	22.888	108.9	43.241	113.1	14.375	96.1	1:20.504 (1)	88.50		12:07:45.064	
6 -	23.037	108.4	43.240	113.7	15.988	92.0	1:22.265 (2)	86.60	1.761	12:09:07.329	
7 -	23.186	110.7	43.166	114.7	IN PIT		1:24.770 P	84.04	4.266	12:10:32.099	
8 -		101.6	43.671	113.5	14.397	95.5	3:06.429	38.21	1:45.925	12:13:38.528	
9 -	24.787	110.1	43.109	111.8	IN PIT		1:26.976 P	81.91	6.472	12:15:05.504	

P24 24 CH		Carl HAZELTON					Porsche 987 Cayman S				
IDEAL LAP TIME : 1:20.792		BEST LAP TIME : 1:20.949					DIFFERENCE : 0.157				
LAP	SECTOR 1		SECTOR 2		SECTOR 3		LAP TIME	MPH	DIFF	TIME OF DAY	
1 -	31.206	74.3	50.265	113.9	17.097	96.4	1:38.568	72.28	17.619	12:01:21.575	
2 -	25.390	87.2	46.558	118.1	15.343	97.6	1:27.291	81.61	6.342	12:02:48.866	
3 -	23.942	94.9	44.993	117.7	15.011	97.5	1:23.946	84.87	2.997	12:04:12.812	
4 -	23.534	96.9	44.579	117.9	14.430	99.7	1:22.543	86.31	1.594	12:05:35.355	
5 -	23.419	99.1	43.444	118.3	14.738	98.6	1:21.601	87.31	0.652	12:06:56.956	
6 -	24.517	94.7	43.907	119.8	14.656	99.2	1:23.080	85.75	2.131	12:08:20.036	
7 -	23.161	98.5	43.569	118.1	14.521	98.9	1:21.251 (3)	87.68	0.302	12:09:41.287	
8 -	23.203	99.7	43.201	119.1	14.545	98.9	1:20.949 (1)	88.01		12:11:02.236	
9 -	23.225	99.7	43.333	118.9	14.454	100.3	1:21.012 (2)	87.94	0.063	12:12:23.248	
10 -	25.463	93.4	45.674	115.3	IN PIT		1:29.892 P	79.25	8.943	12:13:53.140	
11 -	OUTLAP	95.3	44.735	116.7	14.630	99.2	3:03.678	38.78	1:42.729	12:16:56.818	
12 -	23.489	97.6	45.286	115.3	14.694	99.1	1:23.469	85.35	2.520	12:18:20.287	
13 -	23.502	99.4	43.830	119.4	14.645	97.9	1:21.977	86.91	1.028	12:19:42.264	

Porsche Club Championship with Pirelli

QUALIFYING - RACE 12 - BEST SECTORS

SECTOR 1			SECTOR 2			SECTOR 3			IDEAL / BEST COMPARISON						
POS	NO	NAME	TIME	NO	NAME	TIME	NO	NAME	TIME	POS	NO	NAME	IDEAL	BEST	DIFF
													PERFECT LAP	1:02.481	
1	23	CLARK	21.237	23	CLARK	39.297	14	MCALFEER	1.947	1	14	MCALFEER	1:05.903	1:14.233	8.330
2	2	MORRIS	21.438	11	CALEY	39.794	23	CLARK	12.996	2	23	CLARK	1:13.530	1:13.623	0.093
3	144	MCALFEER	21.531	2	MORRIS	39.803	144	MCALFEER	13.099	3	2	MORRIS	1:14.459	1:14.459	0.000
4	11	CALEY	21.594	144	MCALFEER	39.969	80	CALEY	13.156	4	11	CALEY	1:14.581	1:14.802	0.221
5	9	DYER	21.619	32	HAYES	40.093	9	DYER	13.170	5	144	MCALFEER	1:14.599	1:14.847	0.248
6	14	MCALFEER	21.765	80	CALEY	40.131	11	CALEY	13.193	6	9	DYER	1:15.016	1:15.481	0.465
7	32	HAYES	21.837	9	DYER	40.227	2	MORRIS	13.218	7	80	CALEY	1:15.143	1:15.241	0.098
8	80	CALEY	21.856	74	BRYAN	40.693	85	BAYSTON	13.327	8	32	HAYES	1:15.290	1:15.296	0.006
9	26	BURKE	21.956	85	BAYSTON	40.796	32	HAYES	13.360	9	85	BAYSTON	1:16.193	1:16.612	0.419
10	74	BRYAN	21.998	26	BURKE	40.828	74	BRYAN	13.570	10	74	BRYAN	1:16.261	1:16.459	0.198
11	85	BAYSTON	22.070	10	MORRIS	41.118	26	BURKE	13.616	11	26	BURKE	1:16.400	1:16.492	0.092
12	22	EVANS	22.152	22	EVANS	41.401	22	EVANS	13.741	12	10	MORRIS	1:17.067	1:17.439	0.372
13	10	MORRIS	22.203	70	ARCHER	41.435	10	MORRIS	13.746	13	22	EVANS	1:17.294	1:17.484	0.190
14	52	LABBETT	22.665	52	LABBETT	41.977	52	LABBETT	13.793	14	70	ARCHER	1:18.088	1:18.331	0.243
15	70	ARCHER	22.697	5	RICHARDSON	42.120	70	ARCHER	13.956	15	52	LABBETT	1:18.435	1:18.799	0.364
16	45	SEAGRAVE	22.753	14	MCALFEER	42.191	45	SEAGRAVE	14.026	16	45	SEAGRAVE	1:19.084	1:19.434	0.350
17	12	CALLENDER	22.888	45	SEAGRAVE	42.305	28	WILKINSON	14.099	17	5	RICHARDSON	1:19.206	1:19.326	0.120
18	5	RICHARDSON	22.969	28	WILKINSON	42.391	5	RICHARDSON	14.117	18	28	WILKINSON	1:20.004	1:20.163	0.159
19	24	HAZELTON	23.161	56	BROWN	42.810	56	BROWN	14.350	19	12	CALLENDER	1:20.372	1:20.504	0.132
20	56	BROWN	23.328	12	CALLENDER	43.109	12	CALLENDER	14.375	20	56	BROWN	1:20.488	1:20.498	0.010
21	28	WILKINSON	23.514	24	HAZELTON	43.201	24	HAZELTON	14.430	21	24	HAZELTON	1:20.792	1:20.949	0.157
22										22	44	PORTER		1:19.608	
23										23	15	KHAN		1:19.299	
24										24	1	SIMPSON		1:16.406	

Porsche Club Championship with Pirelli
QUALIFYING - RACE 12 - BEST SPEEDS

POS	INTERMEDIATE 1			INTERMEDIATE 2			FINISH LINE		
	NO	NAME	MPH	NO	NAME	MPH	NO	NAME	MPH
1	11	CALEY	118.7	23	CLARK	129.0	23	CLARK	109.1
2	23	CLARK	116.7	144	MCALFEER	127.0	144	MCALFEER	108.0
3	144	MCALFEER	115.1	11	CALEY	126.6	2	MORRIS	106.6
4	80	CALEY	114.9	2	MORRIS	126.3	11	CALEY	106.6
5	2	MORRIS	114.5	74	BRYAN	126.3	10	MORRIS	105.5
6	26	BURKE	114.3	10	MORRIS	126.1	32	HAYES	105.3
7	32	HAYES	111.8	32	HAYES	124.9	9	DYER	105.3
8	22	EVANS	110.9	45	SEAGRAVE	124.5	74	BRYAN	104.8
9	12	CALLENDER	110.7	9	DYER	124.2	85	BAYSTON	104.3
10	85	BAYSTON	109.8	26	BURKE	124.0	22	EVANS	104.0
11	52	LABBETT	108.7	85	BAYSTON	123.8	80	CALEY	103.2
12	14	MCALFEER	108.4	22	EVANS	123.5	26	BURKE	103.2
13	56	BROWN	108.4	80	CALEY	122.6	45	SEAGRAVE	101.8
14	9	DYER	107.3	24	HAZELTON	119.8	24	HAZELTON	100.3
15	74	BRYAN	107.0	52	LABBETT	118.5	70	ARCHER	99.5
16	45	SEAGRAVE	106.3	5	RICHARDSON	118.5	52	LABBETT	99.5
17	5	RICHARDSON	106.1	70	ARCHER	118.1	5	RICHARDSON	99.1
18	28	WILKINSON	105.5	14	MCALFEER	116.7	28	WILKINSON	97.5
19	70	ARCHER	104.6	28	WILKINSON	116.1	12	CALLENDER	96.1
20	10	MORRIS	102.4	56	BROWN	115.7	56	BROWN	86.4
21	24	HAZELTON	99.7	12	CALLENDER	114.7			
22									
23									
24									

Porsche Club Championship with Pirelli

QUALIFYING - RACE 12 - STATISTICS

Competitors Started 24
Planned Start 2024-04-21 @ 11:50:00.000
Actual Start 2024-04-21 @ 11:59:22.621
Finish Time 2024-04-21 @ 12:19:24.267
Track Length 1.9790mi.
Total Laps 322
Total Distance Covered 637.2596mi.

Session Fastest Lap History

NO	CL	NAME	LAP TIME	TIME OF DAY	LAP	VEHICLE
23	CH	Simon CLARK	1:32.411	12:01:12.483	1	Porsche 997 Carrera S
9	CH	Chris DYER	1:31.966	12:01:22.665	1	Porsche Cayman S
2	CH	Pete MORRIS	1:29.747	12:01:27.723	1	Porsche 997 C2S
23	CH	Simon CLARK	1:15.100	12:02:27.583	2	Porsche 997 Carrera S
23	CH	Simon CLARK	1:13.842	12:03:41.425	3	Porsche 997 Carrera S
23	CH	Simon CLARK	1:13.623	12:04:55.048	4	Porsche 997 Carrera S

Flag History

TYPE	TIME OF DAY
GREEN	11:59:22.621
FINISH	12:19:24.267

Flag Statistics

TYPE	COUNT	TOTAL LAPS	TOTAL TIME
Green	1	15	25:58.173
Red	0	0	0.000
Safety Car	0	0	0.000
FCY	0	0	0.000

Porsche Club Championship with Pirelli
QUALIFYING - RACE 12 - STATISTICS

CLASS : AM

8 Starters

Fastest Lap History

NO	NAME	LAP TIME	TIME OF DAY	LAP	VEHICLE
44	Andrew PORTER	1:38.125	12:01:22.180	1	Boxster 986 S
70	Angus ARCHER	1:35.239	12:01:35.846	1	Boxster 986 S
44	Andrew PORTER	1:28.561	12:02:50.741	2	Boxster 986 S
12	Jamie CALLENDER	1:25.505	12:02:50.933	2	Boxster 986 S
28	Jessica WILKINSON	1:25.362	12:04:22.840	3	Boxster 986 S
52	Darren LABBETT	1:25.096	12:04:26.026	3	Boxster 986 S
15	Shiraz KHAN	1:21.961	12:04:34.263	3	Boxster 986 S
52	Darren LABBETT	1:20.000	12:05:45.931	4	Boxster 986 S
70	Angus ARCHER	1:19.195	12:05:46.566	4	Boxster 986 S
52	Darren LABBETT	1:18.872	12:08:24.114	6	Boxster 986 S
70	Angus ARCHER	1:18.484	12:08:25.790	6	Boxster 986 S
70	Angus ARCHER	1:18.331	12:09:44.121	7	Boxster 986 S

Porsche Club Championship with Pirelli
QUALIFYING - RACE 12 - STATISTICS

CLASS : CH


16 Starters

Fastest Lap History

NO	NAME	LAP TIME	TIME OF DAY	LAP	VEHICLE
23	Simon CLARK	1:32.411	12:01:12.483	1	Porsche 997 Carrera S
9	Chris DYER	1:31.966	12:01:22.665	1	Porsche Cayman S
2	Pete MORRIS	1:29.747	12:01:27.723	1	Porsche 997 C2S
23	Simon CLARK	1:15.100	12:02:27.583	2	Porsche 997 Carrera S
23	Simon CLARK	1:13.842	12:03:41.425	3	Porsche 997 Carrera S
23	Simon CLARK	1:13.623	12:04:55.048	4	Porsche 997 Carrera S

Porsche Club Championship with Pirelli

RACE 12 - GRID (25 minutes)

ROW 12	23	1:20.504	12 Jamie CALLENDER	24	1:20.949	24 Carl HAZELTON
ROW 11	21	1:20.163	28 Jessica WILKINSON	22	1:20.498	56 Jason BROWN
ROW 10	19	1:19.434	45 Paul SEAGRAVE	20	1:19.608	44 Andrew PORTER
ROW 9	17	1:19.299	15 Shiraz KHAN	18	1:19.326	5 Brian RICHARDSON
ROW 8	15	1:18.331	70 Angus ARCHER	16	1:18.799	52 Darren LABBETT
ROW 7	13	1:17.439	10 Julian MORRIS	14	1:17.484	22 Pete EVANS
ROW 6	11	1:16.492	26 David BURKE	12	1:16.612	85 Richard BAYSTON
ROW 5	9	1:16.406	1 Paul SIMPSON	10	1:16.459	74 Jim BRYAN
ROW 4	7	1:15.296	32 Ed HAYES	8	1:15.481	9 Chris DYER
ROW 3	5	1:14.847	144 Jake MCALEER	6	1:15.241	80 Bill CALEY
ROW 2	3	1:14.459	2 Pete MORRIS	4	1:14.802	11 James CALEY
ROW 1	1	1:13.623	23 Simon CLARK	2	1:14.233	14 Mark MCALEER
Pole						
						

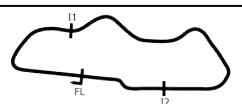
These results are provisional until the conclusion of any judicial and technical matters.

Donington Park National: 1.9790 miles

Clerk Of Course: Andy Stevens


Stewards:

Timekeeper: Richard Lomax



Porsche Club Championship with Pirelli

RACE 16 - GRID (25 minutes)

ROW 12	23	1:21.368 56 Jason BROWN	24	1:22.265 12 Jamie CALLENDER
ROW 11	21	1:20.171 28 Jessica WILKINSON	22	1:21.012 24 Carl HAZELTON
ROW 10	19	1:19.598 5 Brian RICHARDSON	20	1:19.645 44 Andrew PORTER
ROW 9	17	1:19.422 15 Shiraz KHAN	18	1:19.448 45 Paul SEAGRAVE
ROW 8	15	1:18.484 70 Angus ARCHER	16	1:18.829 52 Darren LABBETT
ROW 7	13	1:17.543 22 Pete EVANS	14	1:18.418 10 Julian MORRIS
ROW 6	11	1:16.695 74 Jim BRYAN	12	1:16.909 26 David BURKE
ROW 5	9	1:16.578 1 Paul SIMPSON	10	1:16.636 85 Richard BAYSTON
ROW 4	7	1:15.776 32 Ed HAYES	8	1:15.948 80 Bill CALEY
ROW 3	5	1:15.190 2 Pete MORRIS	6	1:15.632 9 Chris DYER
ROW 2	3	1:14.829 11 James CALEY	4	1:15.004 144 Jake MCALEER
ROW 1	1	1:13.842 23 Simon CLARK	2	1:14.343 14 Mark MCALEER
Pole				
				

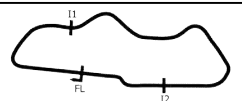
These results are provisional until the conclusion of any judicial and technical matters.

Donington Park National: 1.9790 miles

Clerk Of Course: Andy Stevens

Stewards:

Timekeeper: Richard Lomax



Porsche Club Championship with Pirelli

RACE 12 - CLASSIFICATION

Race Distance: 20 Laps / 39.58 miles

POS	NO	CL	PIC	NAME	ENTRY	LAPS	TIME	GAP	DIFF	MPH	BEST	ON	GRD	↑↓
1	14	CH	1	Mark MCALEER	Porsche 997 C2S	20	25:13.489			94.05	1:14.666	18	2	1
2	23	CH	2	Simon CLARK	Porsche 997 Carrera S	20	25:16.540	3.051	3.051	93.86	1:14.836	6	1	-1
3	144	CH	3	Jake MCALEER	Porsche 997 C2S	20	25:18.864	5.375	2.324	93.72	1:14.704	9	5	2
4	2	CH	4	Pete MORRIS	Porsche 997 C2S	20	25:37.725	24.236	18.861	92.57	1:15.972	17	3	-1
5	9	CH	5	Chris DYER	Porsche Cayman S	20	25:39.184	25.695	1.459	92.48	1:15.682	9	8	3
6	32	CH	6	Ed HAYES	Porsche 987 Cayman S	20	25:40.574	27.085	1.390	92.40	1:15.742	15	7	1
7	80	CH	7	Bill CALEY	Porsche Cayman	20	25:44.417	30.928	3.843	92.17	1:15.418	11	6	-1
8	85	CH	8	Richard BAYSTON	Porsche 996	20	26:04.468	50.979	20.051	90.99	1:15.949	12	12	4
9	1*	CH	9	Paul SIMPSON	Porsche Cayman 987.2	20	26:12.349	58.860	7.881	90.53	1:16.853	5	9	0
10	10	CH	10	Julian MORRIS	Porsche 997 C2S	20	26:20.253	1:06.764	7.904	90.08	1:17.282	20	13	3
11	22	CH	11	Pete EVANS	Porsche 996	20	26:20.964	1:07.475	0.711	90.04	1:17.427	18	14	3
12	70	AM	1	Angus ARCHER	Boxster 986 S	20	26:25.015	1:11.526	4.051	89.81	1:17.417	19	15	3
13	44*	AM	2	Andrew PORTER	Boxster 986 S	20	26:25.201	1:11.712	0.186	89.80	1:17.918	18	20	7
14	26	CH	12	David BURKE	Porsche Cayman	19	25:18.403	1 Lap	1 Lap	89.06	1:17.923	15	11	-3
15	52	AM	3	Darren LABBETT	Boxster 986 S	19	25:31.780	1 Lap	13.377	88.28	1:18.791	8	16	1
16	12	AM	4	Jamie CALLENDER	Boxster 986 S	19	25:43.292	1 Lap	11.512	87.62	1:17.915	11	23	7
17	45	CH	13	Paul SEAGRAVE	Porsche 996	19	25:45.124	1 Lap	1.832	87.52	1:19.225	17	19	2
18	15	AM	5	Shiraz KHAN	Boxster 986 S	19	25:46.539	1 Lap	1.415	87.44	1:19.291	9	17	-1
19	28	AM	6	Jessica WILKINSON	Boxster 986 S	19	26:09.871	1 Lap	23.332	86.14	1:20.025	7	21	2
20	56	AM	7	Jason BROWN	Boxster 986 S	18	25:30.830	2 Laps	1 Lap	83.68	1:22.235	16	22	2

NOT CLASSIFIED

DNF	74	CH		Jim BRYAN	Porsche 996	18	24:43.778	2 Laps		86.33	1:15.987	17	10	
DNF	5	AM		Brian RICHARDSON	Boxster 986	2	2:55.873	18 Laps	16 Laps	80.24	1:23.911	2	18	
DNF	24	CH		Carl HAZELTON	Porsche 987 Cayman S	1	1:52.966	19 Laps	1 Lap	61.86			24	

FASTEST LAP

14	CH	Mark MCALEER	Porsche 997 C2S	18	1:14.666	95.42 mph	153.56 kph
70	AM	Angus ARCHER	Boxster 986 S	19	1:17.417	92.02 mph	148.10 kph

Comments:

*Car 1 requires a working transponder - Regulation Q12.8.1 refers.

*Car 44 - transponder working intermittently, please check connections.

Weather / Track : Cloudy / Dry

These results are provisional until the conclusion of any judicial and technical matters.

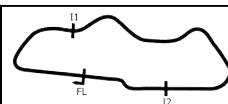
Date: 21/04/2024 Start: 14:44 Finish: 15:09

Donington Park National: 1.9790 miles

Clerk Of Course: Andy Stevens

Stewards:

Timekeeper: Richard Lomax



Porsche Club Championship with Pirelli

RACE 12 - LAP CHART

LAP 1 @ 14:45:36.088			LAP 2 @ 14:46:53.710			LAP 3 @ 14:48:09.580			LAP 4 @ 14:49:24.938			LAP 5 @ 14:50:39.835		
NO	BEHIND	LAP TIME	NO	BEHIND	LAP TIME	NO	BEHIND	LAP TIME	NO	BEHIND	LAP TIME	NO	BEHIND	LAP TIME
23		1:18.796	23		1:17.622	23		1:15.870	23		1:15.358	23		1:14.897
14	2.259	1:21.055	14	2.429	1:17.792	14	2.842	1:16.283	14	2.620	1:15.136	14	2.886	1:15.163
2	3.238	1:22.034	2	3.517	1:17.901	144	4.150	1:16.480	144	4.313	1:15.521	144	4.780	1:15.364
144	3.461	1:22.257	144	3.540	1:17.701	2	5.451	1:17.804	2	7.152	1:17.059	2	9.106	1:16.851
80	4.153	1:22.949	80	5.028	1:18.497	80	5.724	1:16.566	80	7.328	1:16.962	80	9.307	1:16.876
1	4.629	1:23.425	1	5.269	1:18.262	32	7.213	1:17.503	32	8.231	1:16.376	32	10.062	1:16.728
32	4.899	1:23.695	32	5.580	1:18.303	9	8.355	1:18.287	9	9.572	1:16.575	9	10.590	1:15.915
9	5.125	1:23.921	9	5.938	1:18.435	1	9.213	1:19.814	1	11.642	1:17.787	1	13.598	1:16.853
85	6.809	1:25.605	85	9.378	1:20.191	85	13.063	1:19.555	85	17.772	1:20.067	74	20.751	1:17.567
74	7.789	1:26.585	74	10.002	1:19.835	74	13.713	1:19.581	74	18.081	1:19.726	85	20.979	1:18.104
22	7.802	1:26.598	22	10.990	1:20.810	22	14.466	1:19.346	22	19.592	1:20.484	22	23.344	1:18.649
10	8.487	1:27.283	10	11.477	1:20.612	10	15.578	1:19.971	10	19.994	1:19.774	10	23.896	1:18.799
44	9.871	1:28.667	44	12.751	1:20.502	44	16.955	1:20.074	44	21.352	1:19.755	44	25.725	1:19.270
26	10.556	1:29.352	70	14.282	1:21.133	70	18.340	1:19.928	70	21.878	1:18.896	70	26.226	1:19.245
70	10.771	1:29.567	52	14.558	1:21.111	52	18.694	1:20.006	52	22.318	1:18.982	52	27.717	1:20.296
52	11.069	1:29.865	26	14.593	1:21.659	26	19.606	1:20.883	26	23.366	1:19.118	26	28.152	1:19.683
15	12.998	1:31.794	15	19.320	1:23.944	15	24.933	1:21.483	15	30.852	1:21.277	45	36.815	1:20.461
5	13.166	1:31.962	5	19.455	1:23.911	45	26.851	1:21.414	45	31.251	1:19.758	15	37.515	1:21.560
28	14.303	1:33.099	28	20.296	1:23.615	28	27.893	1:23.467	28	34.648	1:22.113	28	41.403	1:21.652
45	17.212	1:36.008	45	21.307	1:21.717	12	44.488	1:20.575	12	49.087	1:19.957	12	53.686	1:19.496
56	26.195	1:44.991	56	37.646	1:29.073	56	48.563	1:26.787	56	57.343	1:24.138	56	1:05.608	1:23.162
24	34.170	1:52.966 P	12	39.783	1:22.871									
12	34.534	1:53.330												

Porsche Club Championship with Pirelli

RACE 12 - LAP CHART

LAP 6 @ 14:51:54.671			LAP 7 @ 14:53:09.897			LAP 8 @ 14:54:25.518			LAP 9 @ 14:55:41.114			LAP 10 @ 14:56:56.328		
NO	BEHIND	LAP TIME	NO	BEHIND	LAP TIME	NO	BEHIND	LAP TIME	NO	BEHIND	LAP TIME	NO	BEHIND	LAP TIME
23		1:14.836	23		1:15.226	23		1:15.621	23		1:15.596	23		1:15.214
14	3.568	1:15.518	14	3.239	1:14.897	14	3.699	1:16.081	14	3.347	1:15.244	14	3.214	1:15.081
144	5.740	1:15.796	144	5.686	1:15.172	144	5.203	1:15.138	144	4.311	1:14.704	144	3.985	1:14.888
2	10.294	1:16.024	2	11.575	1:16.507	56	1 Lap	1:23.511	2	13.250	1:16.871	2	14.455	1:16.419
80	10.765	1:16.294	9	12.876	1:16.196	2	11.975	1:16.021	9	13.429	1:15.682	9	14.670	1:16.455
32	11.536	1:16.310	32	12.909	1:16.599	9	13.343	1:16.088	32	14.143	1:15.849	32	15.181	1:16.252
9	11.906	1:16.152	80	12.910	1:17.371	32	13.890	1:16.602	56	1 Lap	1:24.246	80	17.121	1:16.184
1	16.507	1:17.745	1	18.541	1:17.260	80	15.230	1:17.941	80	16.151	1:16.517	56	1 Lap	1:22.812
74	23.327	1:17.412	74	25.621	1:17.520	1	21.781	1:18.861	1	23.763	1:17.578	1	25.962	1:17.413
85	23.592	1:17.449	85	25.666	1:17.300	74	27.231	1:17.231	74	28.583	1:16.948	85	31.882	1:18.467
22	27.381	1:18.873	10	30.836	1:18.265	85	27.419	1:17.374	85	28.629	1:16.806	74	32.333	1:18.964
10	27.797	1:18.737	22	31.162	1:19.007	10	33.733	1:18.518	10	36.141	1:18.004	10	38.492	1:17.565
44	29.750	1:18.861	44	33.003	1:18.479	22	34.239	1:18.698	22	37.028	1:18.385	22	39.541	1:17.727
70	30.404	1:19.014	70	33.175	1:17.997	44	35.856	1:18.474	44	38.669	1:18.409	70	42.029	1:18.336
52	33.438	1:20.557	26	37.728	1:18.676	70	36.101	1:18.547	70	38.907	1:18.402	44	42.107	1:18.652
26	34.278	1:20.962	52	38.133	1:19.921	26	40.879	1:18.772	26	44.108	1:18.825	26	47.951	1:19.057
45	42.787	1:20.808	45	47.020	1:19.459	52	41.303	1:18.791	52	45.503	1:19.796	52	49.583	1:19.294
15	43.268	1:20.589	15	48.207	1:20.165	45	51.338	1:19.939	45	55.179	1:19.437	45	1:00.085	1:20.120
28	48.814	1:22.247	28	53.613	1:20.025	15	51.882	1:19.296	15	55.577	1:19.291	15	1:00.373	1:20.010
12	57.237	1:18.387	12	1:00.634	1:18.623	28	1:03.077	1:25.085	12	1:07.587	1:19.126	12	1:11.000	1:18.627
56	1:14.379	1:23.607				12	1:04.057	1:19.044	28	1:10.655	1:23.174			

Porsche Club Championship with Pirelli

RACE 12 - LAP CHART

LAP 11 @ 14:58:11.429			LAP 12 @ 14:59:26.654			LAP 13 @ 15:00:42.295			LAP 14 @ 15:01:57.266			LAP 15 @ 15:03:12.784		
NO	BEHIND	LAP TIME	NO	BEHIND	LAP TIME	NO	BEHIND	LAP TIME	NO	BEHIND	LAP TIME	NO	BEHIND	LAP TIME
23		1:15.101	23		1:15.225	23		1:15.641	23		1:14.971	23		1:15.518
14	3.315	1:15.202	14	2.916	1:14.826	12	1 Lap	1:18.847	14	2.357	1:15.025	14	2.934	1:16.095
144	4.156	1:15.272	144	3.937	1:15.006	14	2.303	1:15.028	144	2.933	1:14.826	144	3.300	1:15.885
28	1 Lap	1:25.370	28	1 Lap	1:20.991	144	3.078	1:14.782	12	1 Lap	1:19.232	15	1 Lap	1:22.064
2	15.436	1:16.082	2	16.636	1:16.425	2	17.421	1:16.426	2	18.985	1:16.535	45	1 Lap	1:22.217
9	15.815	1:16.246	9	17.705	1:17.115	28	1 Lap	1:22.632	9	19.990	1:16.273	12	1 Lap	1:18.908
32	16.166	1:16.086	32	18.114	1:17.173	9	18.688	1:16.624	80	20.304	1:16.226	2	19.698	1:16.231
80	17.438	1:15.418	80	18.250	1:16.037	80	19.049	1:16.440	32	22.519	1:17.781	9	20.972	1:16.500
1	28.186	1:17.325	1	31.138	1:18.177	32	19.709	1:17.236	28	1 Lap	1:21.084	80	21.336	1:16.550
56	1 Lap	1:23.347	85	34.519	1:15.949	1	33.011	1:17.514	1	35.407	1:17.367	32	22.743	1:15.742
85	33.795	1:17.014	74	36.211	1:17.011	85	35.581	1:16.703	85	36.823	1:16.213	28	1 Lap	1:20.278
74	34.425	1:17.193	56	1 Lap	1:22.956	74	37.144	1:16.574	74	39.013	1:16.840	85	37.953	1:16.648
10	41.310	1:17.919	10	43.460	1:17.375	56	1 Lap	1:22.678	10	49.350	1:17.741	1	38.802	1:18.913
22	42.328	1:17.888	22	44.603	1:17.500	10	46.580	1:18.761	22	49.834	1:17.898	74	39.898	1:16.403
44	45.843	1:18.837	70	49.054	1:18.116	22	46.907	1:17.945	56	1 Lap	1:22.869	22	54.187	1:19.871
70	46.163	1:19.235	44	49.078	1:18.460	44	52.735	1:19.298	44	56.006	1:18.242	10	54.533	1:20.701
26	51.427	1:18.577	26	55.654	1:19.452	70	53.081	1:19.668	70	56.406	1:18.296	44	58.564	1:18.076
52	54.667	1:20.185	52	59.231	1:19.789	26	58.728	1:18.715	26	1:01.698	1:17.941	70	59.279	1:18.391
45	1:05.310	1:20.326	15	1:10.181	1:19.733	52	1:03.438	1:19.848	52	1:08.900	1:20.433	56	1 Lap	1:22.667
15	1:05.673	1:20.401	45	1:10.879	1:20.794	15	1:14.642	1:20.102				26	1:04.103	1:17.923
12	1:13.814	1:17.915				45	1:14.676	1:19.438				52	1:13.599	1:20.217

Porsche Club Championship with Pirelli

RACE 12 - LAP CHART

LAP 16 @ 15:04:27.891			LAP 17 @ 15:05:44.239			LAP 18 @ 15:06:59.934			LAP 19 @ 15:08:15.584			LAP 20 @ 15:09:30.781		
NO	BEHIND	LAP TIME	NO	BEHIND	LAP TIME	NO	BEHIND	LAP TIME	NO	BEHIND	LAP TIME	NO	BEHIND	LAP TIME
23		1:15.107	23		1:16.348	23		1:15.695	14		1:15.422	14		1:15.197
14	2.620	1:14.793	14	1.257	1:14.985	14	0.228	1:14.666	23	1.026	1:16.676	23	3.051	1:17.222
144	3.068	1:14.875	144	2.048	1:15.328	56	2 Laps	1:22.235	144	3.911	1:16.763	26	1 Lap	1:20.302
15	1 Lap	1:20.431	52	1 Lap	1:20.870	144	2.798	1:16.445	56	2 Laps	1:24.630	144	5.375	1:16.661
45	1 Lap	1:20.909	12	1 Lap	1:19.282	52	1 Lap	1:20.079	52	1 Lap	1:21.258	56	2 Laps	1:23.186
12	1 Lap	1:18.085	15	1 Lap	1:21.041	12	1 Lap	1:18.107	12	1 Lap	1:19.762	52	1 Lap	1:20.482
2	21.118	1:16.527	45	1 Lap	1:21.050	45	1 Lap	1:19.225	2	22.478	1:17.012	2	24.236	1:16.955
9	21.847	1:15.982	2	20.742	1:15.972	15	1 Lap	1:20.441	9	23.392	1:16.621	9	25.695	1:17.500
32	23.599	1:15.963	9	21.720	1:16.221	2	21.116	1:16.069	32	25.742	1:17.564	32	27.085	1:16.540
80	24.544	1:18.315	32	23.493	1:16.242	9	22.421	1:16.396	45	1 Lap	1:21.710	12	1 Lap	1:23.118
28	1 Lap	1:20.058	80	25.074	1:16.878	32	23.828	1:16.030	15	1 Lap	1:22.331	80	30.928	1:18.185
85	39.295	1:16.449	28	1 Lap	1:20.382	80	25.255	1:15.876	80	27.940	1:18.335	45	1 Lap	1:20.334
74	41.436	1:16.645	85	39.997	1:17.050	85	42.676	1:18.374	74	1 Lap	2:35.756 P	15	1 Lap	1:20.586
1	48.079	1:24.384	74	41.075	1:15.987	28	1 Lap	1:22.252	85	47.058	1:20.032	85	50.979	1:19.118
22	58.041	1:18.961	1	49.678	1:17.947	1	52.492	1:18.509	28	1 Lap	1:20.497	28	1 Lap	1:21.850
10	59.052	1:19.626	10	1:00.558	1:17.854	10	1:02.391	1:17.528	1	55.280	1:18.438	1	58.860	1:18.777
44	1:01.554	1:18.097	22	1:01.154	1:19.461	22	1:02.886	1:17.427	10	1:04.679	1:17.938	10	1:06.764	1:17.282
70	1:01.755	1:17.583	44	1:03.461	1:18.255	44	1:05.684	1:17.918	22	1:04.912	1:17.676	22	1:07.475	1:17.760
26	1:07.941	1:18.945	70	1:04.177	1:18.770	70	1:06.632	1:18.150	44	1:08.024	1:17.990	70	1:11.526	1:18.324
56	1 Lap	1:23.935	26	1:10.991	1:19.398	26	1:15.459	1:20.163	70	1:08.399	1:17.417	44	1:11.712	1:18.885

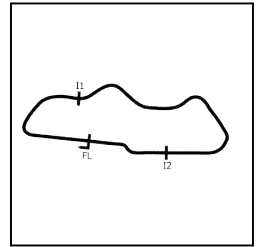
Porsche Club Championship with Pirelli

RACE 12 - POSITION CHART

No	Name	Lap																					
		Pos	1	2	3	4	5	6	7	8	9	10	11	12	13	14	15	16	17	18	19	20	
23	CLARK	1	23	23	23	23	23	23	23	23	23	23	23	23	23	23	23	23	23	23	23	14	14
14	MCALFEER	2	14	14	14	14	14	14	14	14	14	14	14	14	14	14	14	14	14	14	14	23	23
2	MORRIS	3	2	2	144	144	144	144	144	144	144	144	144	144	144	144	144	144	144	144	144	144	144
144	MCALFEER	4	144	144	2	2	2	2	2	2	2	2	2	2	2	2	2	2	2	2	2	2	2
80	CALEY	5	80	80	80	80	80	80	9	9	9	9	9	9	9	9	9	9	9	9	9	9	9
32	HAYES	6	1	1	32	32	32	32	32	32	32	32	32	32	32	80	80	80	32	32	32	32	32
9	DYER	7	32	32	9	9	9	9	80	80	80	80	80	80	32	32	32	80	80	80	80	80	80
1	SIMPSON	8	9	9	1	1	1	1	1	1	1	1	1	1	1	1	85	85	85	85	85	85	85
74	BRYAN	9	85	85	85	85	74	74	74	74	74	85	85	85	85	85	1	74	74	1	1	1	1
26	BURKE	10	74	74	74	74	85	85	85	85	85	74	74	74	74	74	74	1	1	10	10	10	10
85	BAYSTON	11	22	22	22	22	22	22	10	10	10	10	10	10	10	10	22	22	10	22	22	22	22
10	MORRIS	12	10	10	10	10	10	10	22	22	22	22	22	22	22	22	10	10	22	44	44	70	70
22	EVANS	13	44	44	44	44	44	44	44	44	44	70	44	70	44	44	44	44	44	70	70	44	44
70	ARCHER	14	26	70	70	70	70	70	70	70	70	44	70	44	70	70	70	70	70	70	26	26	26
52	LABBETT	15	70	52	52	52	52	52	26	26	26	26	26	26	26	26	26	26	26	26	52	52	52
15	KHAN	16	52	26	26	26	26	26	52	52	52	52	52	52	52	52	52	52	52	52	12	12	12
5	RICHARDSON	17	15	15	15	15	45	45	45	45	45	45	45	15	15	15	15	15	12	12	45	45	45
45	SEAGRAVE	18	5	5	45	45	15	15	15	15	15	15	15	45	45	45	45	15	45	15	15	15	15
44	PORTER	19	28	28	28	28	28	28	28	28	12	12	12	12	12	12	12	45	15	74	28	28	28
28	WILKINSON	20	45	45	12	12	12	12	12	12	28	28	28	28	28	28	28	28	28	28	28	28	28
56	BROWN	21	56	56	56	56	56	56	56	56	56	56	56	56	56	56	56	56	56	56	56	56	56
12	CALLENDER	22	24	12																			
24	HAZELTON	23	12																				

Porsche Club Championship with Pirelli

RACE 12 - SECTOR ANALYSIS



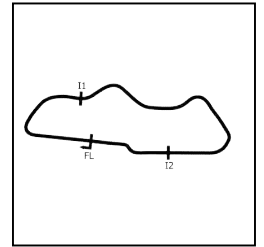
SECTOR 1 = FL to I1, SECTOR 2 = I1 to I2, SECTOR 3 = I2 to FL, DIFF = Difference To Personal Best Lap, P = Crossed Finish Line in Pit Lane, D = Time Disallowed

P1		14 CH		Mark MCALEER			Porsche 997 C2S				
IDEAL LAP TIME : 1:14.281		BEST LAP TIME : 1:14.666			DIFFERENCE : 0.385						
LAP	SECTOR 1		SECTOR 2		SECTOR 3		LAP TIME	MPH	DIFF	TIME OF DAY	
1 -		99.2	41.616	125.9	13.477	105.1	1:21.055	87.89	6.389	14:45:38.347	
2 -	21.702	108.9	42.187	122.6	13.903	103.7	1:17.792	91.58	3.126	14:46:56.139	
3 -	21.561	110.5	41.140	124.9	13.582	105.3	1:16.283	93.39	1.617	14:48:12.422	
4 -	21.494	111.1	40.371	125.4	13.271	106.5	1:15.136	94.82	0.470	14:49:27.558	
5 -	21.574	108.4	40.392	124.9	13.197	108.0	1:15.163	94.78	0.497	14:50:42.721	
6 -	21.525	108.9	40.201	127.3	13.792	104.5	1:15.518	94.34	0.852	14:51:58.239	
7 -	21.622	108.4	40.020	127.3	13.255	107.0	1:14.897	95.12	0.231	14:53:13.136	
8 -	22.003	108.4	40.520	127.0	13.558	105.5	1:16.081	93.64	1.415	14:54:29.217	
9 -	21.801	106.8	40.045	127.3	13.398	105.8	1:15.244	94.68	0.578	14:55:44.461	
10 -	21.598	111.8	40.096	126.3	13.387	105.8	1:15.081	94.89	0.415	14:56:59.542	
11 -	21.631	112.2	40.211	126.8	13.360	105.6	1:15.202	94.74	0.536	14:58:14.744	
12 -	21.707	111.2	39.888	127.5	13.231	106.8	1:14.826 (3)	95.21	0.160	14:59:29.570	
13 -	21.543	108.4	40.091	128.0	13.394	104.5	1:15.028	94.95	0.362	15:00:44.598	
14 -	21.648	108.5	40.113	127.3	13.264	106.3	1:15.025	94.96	0.359	15:01:59.623	
15 -	21.867	104.3	40.988	127.3	13.240	106.6	1:16.095	93.62	1.429	15:03:15.718	
16 -	21.445	110.0	40.136	126.3	13.212	107.5	1:14.793 (2)	95.25	0.127	15:04:30.511	
17 -	21.347	112.0	40.439	127.0	13.199	106.8	1:14.985	95.01	0.319	15:05:45.496	
18 -	21.439	110.7	39.737	127.8	13.490	106.3	1:14.666 (1)	95.42		15:07:00.162	
19 -	21.686	109.2	40.100	126.8	13.636	106.5	1:15.422	94.46	0.756	15:08:15.584	
20 -	21.422	110.9	40.393	126.1	13.382	103.5	1:15.197	94.74	0.531	15:09:30.781	

P2		23 CH		Simon CLARK			Porsche 997 Carrera S				
IDEAL LAP TIME : 1:14.473		BEST LAP TIME : 1:14.836			DIFFERENCE : 0.363						
LAP	SECTOR 1		SECTOR 2		SECTOR 3		LAP TIME	MPH	DIFF	TIME OF DAY	
1 -		108.0	40.492	127.0	13.262	106.0	1:18.796	90.41	3.960	14:45:36.088	
2 -	21.596	108.5	42.009	122.9	14.017	106.3	1:17.622	91.78	2.786	14:46:53.710	
3 -	21.753	110.0	40.748	128.0	13.369	106.6	1:15.870	93.90	1.034	14:48:09.580	
4 -	21.725	108.2	40.337	127.8	13.296	107.5	1:15.358	94.54	0.522	14:49:24.938	
5 -	21.567	112.2	40.120	127.0	13.210	108.4	1:14.897 (2)	95.12	0.061	14:50:39.835	
6 -	21.381	114.3	40.200	124.9	13.255	107.8	1:14.836 (1)	95.20		14:51:54.671	
7 -	21.720	108.0	40.534	127.5	12.972	108.9	1:15.226	94.70	0.390	14:53:09.897	
8 -	21.936	108.2	40.517	126.8	13.168	108.2	1:15.621	94.21	0.785	14:54:25.518	
9 -	21.695	112.4	40.637	127.0	13.264	106.5	1:15.596	94.24	0.760	14:55:41.114	
10 -	21.775	112.2	40.304	127.0	13.135	107.8	1:15.214	94.72	0.378	14:56:56.328	
11 -	21.529	111.8	40.538	126.8	13.034	107.8	1:15.101	94.86	0.265	14:58:11.429	
12 -	21.482	113.3	40.584	126.6	13.159	107.0	1:15.225	94.71	0.389	14:59:26.654	
13 -	21.634	109.6	40.963	127.8	13.044	108.2	1:15.641	94.19	0.805	15:00:42.295	
14 -	21.566	112.4	40.261	128.0	13.144	108.9	1:14.971 (3)	95.03	0.135	15:01:57.266	
15 -	21.638	110.3	40.574	126.8	13.306	106.5	1:15.518	94.34	0.682	15:03:12.784	
16 -	21.579	114.7	40.525	127.5	13.003	108.9	1:15.107	94.85	0.271	15:04:27.891	
17 -	21.966	104.6	41.337	127.0	13.045	109.1	1:16.348	93.31	1.512	15:05:44.239	
18 -	21.386	113.3	40.326	127.5	13.983	104.3	1:15.695	94.12	0.859	15:06:59.934	
19 -	22.071	107.7	40.955	126.8	13.650	109.1	1:16.676	92.91	1.840	15:08:16.610	
20 -	21.693	108.9	42.117	127.3	13.412	104.5	1:17.222	92.26	2.386	15:09:33.832	

Porsche Club Championship with Pirelli

RACE 12 - SECTOR ANALYSIS



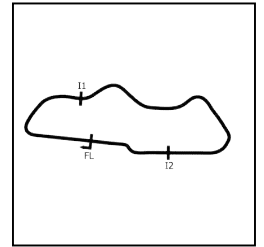
SECTOR 1 = FL to I1, SECTOR 2 = I1 to I2, SECTOR 3 = I2 to FL, DIFF = Difference To Personal Best Lap, P = Crossed Finish Line in Pit Lane, D = Time Disallowed

P3		144 CH		Jake MCALEER			Porsche 997 C2S				
IDEAL LAP TIME : 1:14.528		BEST LAP TIME : 1:14.704			DIFFERENCE : 0.176						
LAP	SECTOR 1		SECTOR 2		SECTOR 3		LAP TIME	MPH	DIFF	TIME OF DAY	
1 -		102.2	41.812	126.1	13.571	107.0	1:22.257	86.61	7.553	14:45:39.549	
2 -	22.078	108.0	41.778	123.3	13.845	106.3	1:17.701	91.69	2.997	14:46:57.250	
3 -	21.715	114.1	41.485	124.5	13.280	107.2	1:16.480	93.15	1.776	14:48:13.730	
4 -	21.643	117.1	40.652	125.2	13.226	107.0	1:15.521	94.33	0.817	14:49:29.251	
5 -	21.636	114.9	40.562	126.1	13.166	107.0	1:15.364	94.53	0.660	14:50:44.615	
6 -	22.090	114.9	40.487	126.1	13.219	107.2	1:15.796	93.99	1.092	14:52:00.411	
7 -	21.649	115.1	40.424	127.3	13.099	108.2	1:15.172	94.77	0.468	14:53:15.583	
8 -	21.804	115.9	40.204	126.3	13.130	108.0	1:15.138	94.82	0.434	14:54:30.721	
9 -	21.577	115.9	40.030	128.3	13.097	108.0	1:14.704 (1)	95.37		14:55:45.425	
10 -	21.534	115.5	40.308	127.3	13.046	108.5	1:14.888	95.13	0.184	14:57:00.313	
11 -	21.535	115.3	40.468	126.8	13.269	107.2	1:15.272	94.65	0.568	14:58:15.585	
12 -	21.665	114.1	40.285	127.5	13.056	107.8	1:15.006	94.98	0.302	14:59:30.591	
13 -	21.537	113.9	40.077	127.8	13.168	107.5	1:14.782 (2)	95.27	0.078	15:00:45.373	
14 -	21.759	110.7	39.951	128.5	13.116	108.4	1:14.826 (3)	95.21	0.122	15:02:00.199	
15 -	21.734	111.6	41.108	127.3	13.043	108.5	1:15.885	93.88	1.181	15:03:16.084	
16 -	21.645	114.1	40.165	127.8	13.065	107.8	1:14.875	95.15	0.171	15:04:30.959	
17 -	21.555	116.1	40.594	125.4	13.179	107.5	1:15.328	94.58	0.624	15:05:46.287	
18 -	22.454	112.0	40.712	126.1	13.279	107.0	1:16.445	93.19	1.741	15:07:02.732	
19 -	21.760	110.0	41.223	125.4	13.780	105.6	1:16.763	92.81	2.059	15:08:19.495	
20 -	21.973	110.0	41.129	126.6	13.559	105.3	1:16.661	92.93	1.957	15:09:36.156	

P4		2 CH		Pete MORRIS			Porsche 997 C2S				
IDEAL LAP TIME : 1:15.534		BEST LAP TIME : 1:15.972			DIFFERENCE : 0.438						
LAP	SECTOR 1		SECTOR 2		SECTOR 3		LAP TIME	MPH	DIFF	TIME OF DAY	
1 -		98.5	41.883	124.9	13.738	104.2	1:22.034	86.84	6.062	14:45:39.326	
2 -	22.035	104.6	41.772	123.3	14.094	102.2	1:17.901	91.45	1.929	14:46:57.227	
3 -	22.289	103.8	41.740	123.3	13.775	104.3	1:17.804	91.57	1.832	14:48:15.031	
4 -	21.977	107.7	41.051	125.4	14.031	102.6	1:17.059	92.45	1.087	14:49:32.090	
5 -	22.153	108.9	41.042	124.2	13.656	104.8	1:16.851	92.70	0.879	14:50:48.941	
6 -	22.018	107.3	40.556	124.5	13.450	104.3	1:16.024 (3)	93.71	0.052	14:52:04.965	
7 -	21.874	109.1	41.055	125.2	13.578	104.5	1:16.507	93.12	0.535	14:53:21.472	
8 -	21.839	107.3	40.779	125.2	13.403	104.6	1:16.021 (2)	93.71	0.049	14:54:37.493	
9 -	21.749	107.0	41.308	123.5	13.814	104.8	1:16.871	92.68	0.899	14:55:54.364	
10 -	21.914	110.9	40.744	123.8	13.761	104.5	1:16.419	93.23	0.447	14:57:10.783	
11 -	21.830	108.5	40.640	124.5	13.612	104.0	1:16.082	93.64	0.110	14:58:26.865	
12 -	22.170	108.9	40.817	124.2	13.438	104.6	1:16.425	93.22	0.453	14:59:43.290	
13 -	22.020	103.2	40.665	125.4	13.741	103.2	1:16.426	93.22	0.454	15:00:59.716	
14 -	22.085	106.5	40.765	125.2	13.685	104.2	1:16.535	93.08	0.563	15:02:16.251	
15 -	21.743	109.4	40.750	124.2	13.738	104.0	1:16.231	93.46	0.259	15:03:32.482	
16 -	22.066	108.4	40.770	124.0	13.691	104.3	1:16.527	93.09	0.555	15:04:49.009	
17 -	21.928	108.7	40.530	123.8	13.514	105.5	1:15.972 (1)	93.77		15:06:04.981	
18 -	21.656	106.5	40.475	123.8	13.938	104.0	1:16.069	93.66	0.097	15:07:21.050	
19 -	21.813	105.5	40.938	122.9	14.261	103.0	1:17.012	92.51	1.040	15:08:38.062	
20 -	21.897	107.2	41.160	122.9	13.898	100.9	1:16.955	92.58	0.983	15:09:55.017	

Porsche Club Championship with Pirelli

RACE 12 - SECTOR ANALYSIS



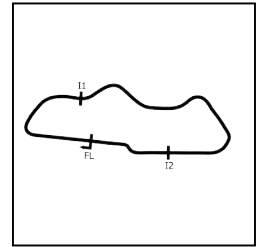
SECTOR 1 = FL to I1, SECTOR 2 = I1 to I2, SECTOR 3 = I2 to FL, DIFF = Difference To Personal Best Lap, P = Crossed Finish Line in Pit Lane, D = Time Disallowed

P5		9 CH		Chris DYER			Porsche Cayman S				
IDEAL LAP TIME : 1:15.480		BEST LAP TIME : 1:15.682			DIFFERENCE : 0.202						
LAP	SECTOR 1		SECTOR 2		SECTOR 3		LAP TIME	MPH	DIFF	TIME OF DAY	
1 -		92.5	42.935	123.3	13.483	104.8	1:23.921	84.89	8.239	14:45:41.213	
2 -	22.197	104.6	41.970	120.4	14.268	100.1	1:18.435	90.83	2.753	14:46:59.648	
3 -	22.586	101.6	41.499	121.5	14.202	99.4	1:18.287	91.00	2.605	14:48:17.935	
4 -	22.045	108.4	40.919	122.0	13.611	101.2	1:16.575	93.04	0.893	14:49:34.510	
5 -	21.840	107.3	40.740	122.9	13.335	104.0	1:15.915 (2)	93.85	0.233	14:50:50.425	
6 -	21.858	102.9	40.771	122.0	13.523	103.4	1:16.152	93.55	0.470	14:52:06.577	
7 -	21.815	105.0	40.606	122.6	13.775	102.9	1:16.196	93.50	0.514	14:53:22.773	
8 -	22.003	105.1	40.796	122.2	13.289	103.7	1:16.088	93.63	0.406	14:54:38.861	
9 -	21.695	107.0	40.496	123.3	13.491	103.7	1:15.682 (1)	94.13		14:55:54.543	
10 -	22.090	105.3	40.642	124.2	13.723	103.7	1:16.455	93.18	0.773	14:57:10.998	
11 -	22.063	104.6	40.729	122.4	13.454	102.9	1:16.246	93.44	0.564	14:58:27.244	
12 -	22.351	104.0	41.202	122.2	13.562	103.0	1:17.115	92.38	1.433	14:59:44.359	
13 -	22.158	107.0	40.855	122.4	13.611	103.5	1:16.624	92.98	0.942	15:01:00.983	
14 -	22.137	104.5	40.609	122.4	13.527	103.0	1:16.273	93.40	0.591	15:02:17.256	
15 -	21.915	107.8	41.177	122.4	13.408	104.0	1:16.500	93.13	0.818	15:03:33.756	
16 -	22.047	106.1	40.604	122.4	13.331	104.5	1:15.982 (3)	93.76	0.300	15:04:49.738	
17 -	21.915	107.2	40.793	122.0	13.513	103.2	1:16.221	93.47	0.539	15:06:05.959	
18 -	21.853	107.5	41.118	122.4	13.425	103.2	1:16.396	93.25	0.714	15:07:22.355	
19 -	21.792	105.8	41.134	121.7	13.695	102.9	1:16.621	92.98	0.939	15:08:38.976	
20 -	22.282	100.7	41.433	122.2	13.785	99.4	1:17.500	91.93	1.818	15:09:56.476	

P6		32 CH		Ed HAYES			Porsche 987 Cayman S				
IDEAL LAP TIME : 1:15.301		BEST LAP TIME : 1:15.742			DIFFERENCE : 0.441						
LAP	SECTOR 1		SECTOR 2		SECTOR 3		LAP TIME	MPH	DIFF	TIME OF DAY	
1 -		98.3	42.830	124.2	13.663	104.5	1:23.695	85.12	7.953	14:45:40.987	
2 -	22.162	107.2	41.675	120.9	14.466	100.9	1:18.303	90.98	2.561	14:46:59.290	
3 -	22.323	102.9	41.461	123.1	13.719	103.0	1:17.503	91.92	1.761	14:48:16.793	
4 -	21.943	107.7	40.954	122.4	13.479	104.2	1:16.376	93.28	0.634	14:49:33.169	
5 -	21.774	108.4	41.133	121.3	13.821	103.4	1:16.728	92.85	0.986	14:50:49.897	
6 -	21.944	108.0	40.838	119.8	13.528	104.8	1:16.310	93.36	0.568	14:52:06.207	
7 -	21.769	110.3	40.323	125.9	14.507	98.9	1:16.599	93.01	0.857	14:53:22.806	
8 -	22.513	107.3	40.604	124.7	13.485	104.2	1:16.602	93.00	0.860	14:54:39.408	
9 -	21.742	110.5	40.495	124.5	13.612	104.0	1:15.849 (2)	93.93	0.107	14:55:55.257	
10 -	21.890	106.3	40.652	123.8	13.710	104.2	1:16.252	93.43	0.510	14:57:11.509	
11 -	21.870	108.9	40.761	124.7	13.455	104.8	1:16.086	93.63	0.344	14:58:27.595	
12 -	22.256	107.7	41.331	122.9	13.586	104.0	1:17.173	92.32	1.431	14:59:44.768	
13 -	22.724	108.7	41.079	124.7	13.433	105.0	1:17.236	92.24	1.494	15:01:02.004	
14 -	22.855	98.1	41.574	124.2	13.352	104.3	1:17.781	91.59	2.039	15:02:19.785	
15 -	21.892	110.5	40.358	124.5	13.492	103.5	1:15.742 (1)	94.06		15:03:35.527	
16 -	21.779	109.1	40.658	123.3	13.526	102.2	1:15.963 (3)	93.79	0.221	15:04:51.490	
17 -	22.021	109.8	40.712	124.0	13.509	103.4	1:16.242	93.44	0.500	15:06:07.732	
18 -	21.779	111.4	41.015	122.2	13.236	104.5	1:16.030	93.70	0.288	15:07:23.762	
19 -	21.790	108.7	41.294	108.2	14.480	103.2	1:17.564	91.85	1.822	15:08:41.326	
20 -	21.884	107.7	41.190	122.6	13.466	103.5	1:16.540	93.08	0.798	15:09:57.866	

Porsche Club Championship with Pirelli

RACE 12 - SECTOR ANALYSIS



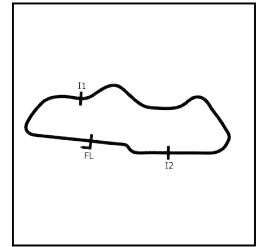
SECTOR 1 = FL to I1, SECTOR 2 = I1 to I2, SECTOR 3 = I2 to FL, DIFF = Difference To Personal Best Lap, P = Crossed Finish Line in Pit Lane, D = Time Disallowed

P7 80 CH		Bill CALEY		Porsche Cayman						
IDEAL LAP TIME : 1:15.114		BEST LAP TIME : 1:15.418		DIFFERENCE : 0.304						
LAP	SECTOR 1		SECTOR 2		SECTOR 3		LAP TIME	MPH	DIFF	TIME OF DAY
1 -		100.1	42.293	122.0	13.570	102.6	1:22.949	85.89	7.531	14:45:40.241
2 -	21.991	111.1	42.311	116.9	14.195	99.5	1:18.497	90.76	3.079	14:46:58.738
3 -	22.034	110.3	40.843	120.0	13.689	102.6	1:16.566	93.05	1.148	14:48:15.304
4 -	22.151	110.9	40.892	120.9	13.919	100.7	1:16.962	92.57	1.544	14:49:32.266
5 -	22.232	111.6	41.320	120.6	13.324	103.0	1:16.876	92.67	1.458	14:50:49.142
6 -	22.091	110.9	41.070	120.2	13.133	103.5	1:16.294	93.38	0.876	14:52:05.436
7 -	21.725	111.2	41.101	121.5	14.545	98.6	1:17.371	92.08	1.953	14:53:22.807
8 -	22.734	101.2	41.161	122.4	14.046	100.1	1:17.941	91.41	2.523	14:54:40.748
9 -	21.977	114.9	41.114	119.1	13.426	102.6	1:16.517	93.11	1.099	14:55:57.265
10 -	21.965	112.2	40.957	120.9	13.262	102.9	1:16.184	93.51	0.766	14:57:13.449
11 -	21.945	114.3	40.256	122.0	13.217	102.2	1:15.418 (1)	94.46		14:58:28.867
12 -	21.771	111.1	40.943	121.7	13.323	104.6	1:16.037 (3)	93.69	0.619	14:59:44.904
13 -	22.305	114.5	40.761	121.1	13.374	102.1	1:16.440	93.20	1.022	15:01:01.344
14 -	22.333	114.1	40.677	120.9	13.216	103.2	1:16.226	93.46	0.808	15:02:17.570
15 -	21.900	114.1	41.491	121.7	13.159	104.2	1:16.550	93.07	1.132	15:03:34.120
16 -	22.042	112.9	40.849	120.0	15.424	82.6	1:18.315	90.97	2.897	15:04:52.435
17 -	22.545	110.1	40.933	121.7	13.400	100.6	1:16.878	92.67	1.460	15:06:09.313
18 -	21.998	110.5	40.418	120.9	13.460	100.4	1:15.876 (2)	93.89	0.458	15:07:25.189
19 -	22.158	111.8	40.929	105.3	15.248	101.6	1:18.335	90.95	2.917	15:08:43.524
20 -	22.291	112.5	42.185	119.8	13.709	91.6	1:18.185	91.12	2.767	15:10:01.709

P8 85 CH		Richard BAYSTON		Porsche 996						
IDEAL LAP TIME : 1:15.767		BEST LAP TIME : 1:15.949		DIFFERENCE : 0.182						
LAP	SECTOR 1		SECTOR 2		SECTOR 3		LAP TIME	MPH	DIFF	TIME OF DAY
1 -		92.0	43.714	122.9	14.092	99.8	1:25.605	83.22	9.656	14:45:42.897
2 -	22.525	108.0	43.400	117.7	14.266	100.7	1:20.191	88.84	4.242	14:47:03.088
3 -	22.669	105.5	42.655	120.4	14.231	100.1	1:19.555	89.55	3.606	14:48:22.643
4 -	22.878	105.6	43.163	119.8	14.026	101.2	1:20.067	88.98	4.118	14:49:42.710
5 -	22.732	100.6	41.755	122.9	13.617	103.4	1:18.104	91.21	2.155	14:51:00.814
6 -	22.355	106.5	41.688	122.9	13.406	103.8	1:17.449	91.99	1.500	14:52:18.263
7 -	22.357	107.2	41.303	122.0	13.640	103.0	1:17.300	92.16	1.351	14:53:35.563
8 -	22.488	104.3	41.320	123.1	13.566	102.9	1:17.374	92.08	1.425	14:54:52.937
9 -	22.228	105.6	41.154	122.6	13.424	104.3	1:16.806	92.76	0.857	14:56:09.743
10 -	22.371	103.8	41.598	124.9	14.498	98.1	1:18.467	90.79	2.518	14:57:28.210
11 -	22.444	106.1	41.252	122.2	13.318	104.0	1:17.014	92.51	1.065	14:58:45.224
12 -	22.051	110.9	40.829	122.4	13.069	104.6	1:15.949 (1)	93.80		15:00:01.173
13 -	22.064	105.3	40.996	122.4	13.643	102.2	1:16.703	92.88	0.754	15:01:17.876
14 -	22.155	107.7	40.877	121.3	13.181	104.3	1:16.213 (2)	93.48	0.264	15:02:34.089
15 -	21.945	110.1	40.753	122.6	13.950	100.4	1:16.648	92.95	0.699	15:03:50.737
16 -	22.304	109.6	40.805	121.7	13.340	104.0	1:16.449 (3)	93.19	0.500	15:05:07.186
17 -	22.214	110.5	41.477	121.3	13.359	104.0	1:17.050	92.46	1.101	15:06:24.236
18 -	22.089	110.1	41.388	120.9	14.897	90.3	1:18.374	90.90	2.425	15:07:42.610
19 -	22.782	106.8	41.849	111.8	15.401	98.8	1:20.032	89.02	4.083	15:09:02.642
20 -	22.877	107.0	42.223	120.6	14.018	101.5	1:19.118	90.05	3.169	15:10:21.760

Porsche Club Championship with Pirelli

RACE 12 - SECTOR ANALYSIS



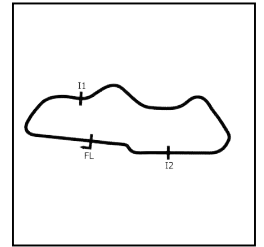
SECTOR 1 = FL to I1, SECTOR 2 = I1 to I2, SECTOR 3 = I2 to FL, DIFF = Difference To Personal Best Lap, P = Crossed Finish Line in Pit Lane, D = Time Disallowed

P9		1 CH		Paul SIMPSON		Porsche Cayman 987.2			
IDEAL LAP TIME :		BEST LAP TIME : 1:16.853		DIFFERENCE :					
LAP	SECTOR 1	SECTOR 2	SECTOR 3	LAP TIME	MPH	DIFF	TIME OF DAY		
1 -				1:23.425	85.40	6.572	14:45:40.717		
2 -				1:18.262	91.03	1.409	14:46:58.979		
3 -				1:19.814	89.26	2.961	14:48:18.793		
4 -				1:17.787	91.59	0.934	14:49:36.580		
5 -				1:16.853 (1)	92.70		14:50:53.433		
6 -				1:17.745	91.64	0.892	14:52:11.178		
7 -				1:17.260 (2)	92.21	0.407	14:53:28.438		
8 -				1:18.861	90.34	2.008	14:54:47.299		
9 -				1:17.578	91.83	0.725	14:56:04.877		
10 -				1:17.413	92.03	0.560	14:57:22.290		
11 -				1:17.325 (3)	92.13	0.472	14:58:39.615		
12 -				1:18.177	91.13	1.324	14:59:57.792		
13 -				1:17.514	91.91	0.661	15:01:15.306		
14 -				1:17.367	92.08	0.514	15:02:32.673		
15 -				1:18.913	90.28	2.060	15:03:51.586		
16 -				1:24.384	84.43	7.531	15:05:15.970		
17 -				1:17.947	91.40	1.094	15:06:33.917		
18 -				1:18.509	90.74	1.656	15:07:52.426		
19 -				1:18.438	90.83	1.585	15:09:10.864		
20 -				1:18.777	90.44	1.924	15:10:29.641		

P10		10 CH		Julian MORRIS		Porsche 997 C2S				
IDEAL LAP TIME : 1:16.545		BEST LAP TIME : 1:17.282		DIFFERENCE : 0.737						
LAP	SECTOR 1	SECTOR 2	SECTOR 3	LAP TIME	MPH	DIFF	TIME OF DAY			
1 -		92.1	44.146	125.4	14.511	102.1	1:27.283	81.62	10.001	14:45:44.575
2 -	22.798	100.1	42.868	122.2	14.946	101.9	1:20.612	88.38	3.330	14:47:05.187
3 -	22.937	101.9	42.640	122.6	14.394	103.7	1:19.971	89.09	2.689	14:48:25.158
4 -	22.841	100.6	42.524	122.2	14.409	104.0	1:19.774	89.31	2.492	14:49:44.932
5 -	22.848	97.1	41.918	125.2	14.033	105.0	1:18.799	90.41	1.517	14:51:03.731
6 -	22.813	100.3	41.884	124.7	14.040	104.8	1:18.737	90.48	1.455	14:52:22.468
7 -	22.574	101.5	41.659	124.5	14.032	103.5	1:18.265	91.03	0.983	14:53:40.733
8 -	22.735	96.1	42.024	125.6	13.759	104.2	1:18.518	90.73	1.236	14:54:59.251
9 -	22.511	102.6	41.650	125.9	13.843	105.3	1:18.004	91.33	0.722	14:56:17.255
10 -	22.117	103.8	41.673	125.2	13.775	105.6	1:17.565	91.85	0.283	14:57:34.820
11 -	22.027	102.6	42.233	124.5	13.659	105.6	1:17.919	91.43	0.637	14:58:52.739
12 -	22.160	103.5	41.460	125.9	13.755	104.6	1:17.375 (2)	92.07	0.093	15:00:10.114
13 -	22.386	100.9	41.824	125.4	14.551	101.8	1:18.761	90.45	1.479	15:01:28.875
14 -	22.480	103.4	41.665	125.6	13.596	106.0	1:17.741	91.64	0.459	15:02:46.616
15 -	22.264	100.3	43.589	123.8	14.848	100.6	1:20.701	88.28	3.419	15:04:07.317
16 -	22.580	104.8	41.389	125.4	15.657	94.1	1:19.626	89.47	2.344	15:05:26.943
17 -	22.570	107.3	40.939	126.1	14.345	102.4	1:17.854	91.51	0.572	15:06:44.797
18 -	22.010	106.3	41.400	125.9	14.118	104.6	1:17.528 (3)	91.89	0.246	15:08:02.325
19 -	22.203	102.2	41.830	124.9	13.905	104.8	1:17.938	91.41	0.656	15:09:20.263
20 -	22.243	104.0	41.301	124.5	13.738	104.8	1:17.282 (1)	92.19		15:10:37.545

Porsche Club Championship with Pirelli

RACE 12 - SECTOR ANALYSIS



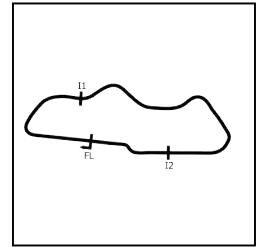
SECTOR 1 = FL to I1, SECTOR 2 = I1 to I2, SECTOR 3 = I2 to FL, DIFF = Difference To Personal Best Lap, P = Crossed Finish Line in Pit Lane, D = Time Disallowed

P11 22 CH		Pete EVANS					Porsche 996				
IDEAL LAP TIME : 1:16.962		BEST LAP TIME : 1:17.427					DIFFERENCE : 0.465				
LAP	SECTOR 1		SECTOR 2		SECTOR 3		LAP TIME	MPH	DIFF	TIME OF DAY	
1 -		91.5	43.482	122.2	14.343	99.2	1:26.598	82.27	9.171	14:45:43.890	
2 -	22.846	100.3	43.452	116.9	14.512	101.5	1:20.810	88.16	3.383	14:47:04.700	
3 -	22.837	107.7	42.359	123.1	14.150	101.0	1:19.346	89.79	1.919	14:48:24.046	
4 -	22.978	104.5	43.293	121.7	14.213	102.1	1:20.484	88.52	3.057	14:49:44.530	
5 -	22.540	108.0	42.425	122.0	13.684	102.7	1:18.649	90.58	1.222	14:51:03.179	
6 -	22.293	110.3	42.334	119.6	14.246	101.2	1:18.873	90.33	1.446	14:52:22.052	
7 -	22.485	108.5	42.285	120.4	14.237	102.6	1:19.007	90.17	1.580	14:53:41.059	
8 -	22.629	98.2	42.548	122.9	13.521	102.1	1:18.698	90.53	1.271	14:54:59.757	
9 -	23.036	105.6	41.974	122.9	13.375	104.2	1:18.385	90.89	0.958	14:56:18.142	
10 -	22.096	112.5	42.178	122.0	13.453	103.4	1:17.727	91.66	0.300	14:57:35.869	
11 -	22.078	112.5	42.210	123.1	13.600	100.9	1:17.888	91.47	0.461	14:58:53.757	
12 -	22.116	116.1	41.833	122.6	13.551	104.5	1:17.500 (2)	91.93	0.073	15:00:11.257	
13 -	22.401	108.7	41.689	122.9	13.855	102.2	1:17.945	91.40	0.518	15:01:29.202	
14 -	22.462	110.5	42.053	122.9	13.383	102.9	1:17.898	91.46	0.471	15:02:47.100	
15 -	22.220	112.5	43.016	122.0	14.635	99.8	1:19.871	89.20	2.444	15:04:06.971	
16 -	22.671	109.1	41.677	120.0	14.613	99.4	1:18.961	90.22	1.534	15:05:25.932	
17 -	22.928	112.0	41.712	120.6	14.821	100.1	1:19.461	89.66	2.034	15:06:45.393	
18 -	22.158	115.5	41.536	122.4	13.733	103.0	1:17.427 (1)	92.01		15:08:02.820	
19 -	22.051	111.8	42.079	122.2	13.546	103.2	1:17.676 (3)	91.72	0.249	15:09:20.496	
20 -	22.313	106.6	41.680	122.4	13.767	102.6	1:17.760	91.62	0.333	15:10:38.256	

P12 70 AM		Angus ARCHER					Boxster 986 S				
IDEAL LAP TIME : 1:17.343		BEST LAP TIME : 1:17.417					DIFFERENCE : 0.074				
LAP	SECTOR 1		SECTOR 2		SECTOR 3		LAP TIME	MPH	DIFF	TIME OF DAY	
1 -		89.8	45.145	117.5	14.370	98.2	1:29.567	79.54	12.150	14:45:46.859	
2 -	23.152	104.3	43.394	115.5	14.587	96.2	1:21.133	87.81	3.716	14:47:07.992	
3 -	23.078	104.0	42.675	114.7	14.175	98.6	1:19.928	89.13	2.511	14:48:27.920	
4 -	22.752	103.7	42.270	116.5	13.874	99.2	1:18.896	90.30	1.479	14:49:46.816	
5 -	22.814	103.0	42.408	114.5	14.023	99.4	1:19.245	89.90	1.828	14:51:06.061	
6 -	22.821	104.0	42.073	117.3	14.120	99.8	1:19.014	90.16	1.597	14:52:25.075	
7 -	22.699	105.0	41.463	118.3	13.835	100.6	1:17.997 (3)	91.34	0.580	14:53:43.072	
8 -	23.107	102.7	41.864	119.1	13.576	100.9	1:18.547	90.70	1.130	14:55:01.619	
9 -	23.099	104.8	41.479	118.3	13.824	100.4	1:18.402	90.87	0.985	14:56:20.021	
10 -	23.098	104.6	41.343	117.7	13.895	99.4	1:18.336	90.94	0.919	14:57:38.357	
11 -	22.951	105.0	41.427	117.1	14.857	96.8	1:19.235	89.91	1.818	14:58:57.592	
12 -	22.996	103.4	41.609	118.3	13.511	100.1	1:18.116	91.20	0.699	15:00:15.708	
13 -	23.768	94.7	42.123	116.9	13.777	100.1	1:19.668	89.42	2.251	15:01:35.376	
14 -	22.763	100.7	41.699	117.1	13.834	100.1	1:18.296	90.99	0.879	15:02:53.672	
15 -	22.600	105.3	42.113	117.3	13.678	100.0	1:18.391	90.88	0.974	15:04:12.063	
16 -	22.489	104.8	41.371	116.1	13.723	100.3	1:17.583 (2)	91.83	0.166	15:05:29.646	
17 -	23.039	101.3	41.865	117.1	13.866	100.0	1:18.770	90.44	1.353	15:06:48.416	
18 -	22.594	104.0	41.471	116.3	14.085	99.7	1:18.150	91.16	0.733	15:08:06.566	
19 -	22.547	103.5	41.347	117.7	13.523	100.6	1:17.417 (1)	92.02		15:09:23.983	
20 -	22.623	101.8	41.839	116.1	13.862	99.7	1:18.324	90.96	0.907	15:10:42.307	

Porsche Club Championship with Pirelli

RACE 12 - SECTOR ANALYSIS



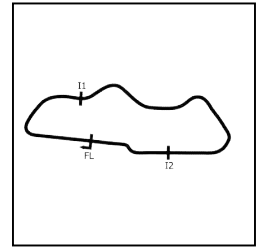
SECTOR 1 = FL to I1, SECTOR 2 = I1 to I2, SECTOR 3 = I2 to FL, DIFF = Difference To Personal Best Lap, P = Crossed Finish Line in Pit Lane, D = Time Disallowed

P13 44 AM Andrew PORTER		Boxster 986 S							
IDEAL LAP TIME : 1:17.711		BEST LAP TIME : 1:17.918		DIFFERENCE : 0.207					
LAP	SECTOR 1		SECTOR 2		SECTOR 3	LAP TIME	MPH	DIFF	TIME OF DAY
1 -						1:28.667	80.35	10.749	14:45:45.959
2 -						1:20.502	88.50	2.584	14:47:06.461
3 -						1:20.074	88.97	2.156	14:48:26.535
4 -						1:19.755	89.33	1.837	14:49:46.290
5 -						1:19.270	89.87	1.352	14:51:05.560
6 -						1:18.861	90.34	0.943	14:52:24.421
7 -						1:18.479	90.78	0.561	14:53:42.900
8 -						1:18.474	90.78	0.556	14:55:01.374
9 -						1:18.409	90.86	0.491	14:56:19.783
10 -						1:18.652	90.58	0.734	14:57:38.435
11 -						1:18.837	90.37	0.919	14:58:57.272
12 -						1:18.460	90.80	0.542	15:00:15.732
13 -				116.9	13.615	1:19.298	89.84	1.380	15:01:35.030
14 -	22.703	110.3	41.763	115.9	13.776	1:18.242	91.05	0.324	15:02:53.272
15 -	22.521	111.4	41.923	116.1	13.632	98.9	1:18.076 (3)	0.158	15:04:11.348
16 -	22.729	107.7	41.627	115.1	13.741	99.1	1:18.097	0.179	15:05:29.445
17 -	22.895	110.5	41.584	115.1	13.776	99.1	1:18.255	0.337	15:06:47.700
18 -	22.512	110.9	41.693	114.9	13.713	99.2	1:17.918 (1)	91.43	15:08:05.618
19 -	22.676	109.1	41.680	116.5	13.634	98.8	1:17.990 (2)	0.072	15:09:23.608
20 -	22.732	108.9	41.988	116.9	14.165	95.7	1:18.885	0.967	15:10:42.493

P14 26 CH David BURKE		Porsche Cayman								
IDEAL LAP TIME : 1:17.012		BEST LAP TIME : 1:17.923		DIFFERENCE : 0.911						
LAP	SECTOR 1		SECTOR 2		SECTOR 3	LAP TIME	MPH	DIFF	TIME OF DAY	
1 -		92.5	44.443	121.5	15.246	96.0	1:29.352	79.73	11.429	14:45:46.644
2 -	22.979	110.5	43.069	118.7	15.611	91.8	1:21.659	87.24	3.736	14:47:08.303
3 -	23.642	107.2	42.482	121.7	14.759	97.2	1:20.883	88.08	2.960	14:48:29.186
4 -	22.805	109.8	42.191	118.7	14.122	98.8	1:19.118	90.05	1.195	14:49:48.304
5 -	22.321	111.8	42.581	120.6	14.781	97.6	1:19.683	89.41	1.760	14:51:07.987
6 -	23.240	101.6	42.761	122.0	14.961	96.4	1:20.962	87.99	3.039	14:52:28.949
7 -	22.636	108.5	41.915	122.6	14.125	98.9	1:18.676	90.55	0.753	14:53:47.625
8 -	22.386	109.6	42.259	121.1	14.127	98.3	1:18.772	90.44	0.849	14:55:06.397
9 -	22.344	112.5	42.320	122.2	14.161	97.8	1:18.825	90.38	0.902	14:56:25.222
10 -	22.369	113.7	42.469	121.7	14.219	95.5	1:19.057	90.12	1.134	14:57:44.279
11 -	22.583	107.5	41.995	119.6	13.999	101.6	1:18.577 (3)	90.67	0.654	14:59:02.856
12 -	22.001	113.7	43.464	121.3	13.987	100.9	1:19.452	89.67	1.529	15:00:22.308
13 -	22.350	112.2	42.289	121.7	14.076	100.9	1:18.715	90.51	0.792	15:01:41.023
14 -	22.338	113.7	41.776	121.3	13.827	102.1	1:17.941 (2)	91.41	0.018	15:02:58.964
15 -	22.293	111.6	41.341	121.1	14.289	99.8	1:17.923 (1)	91.43		15:04:16.887
16 -	22.170	114.7	43.105	119.4	13.670	101.8	1:18.945	90.24	1.022	15:05:35.832
17 -	22.059	113.1	43.542	121.3	13.797	101.3	1:19.398	89.73	1.475	15:06:55.230
18 -	22.242	111.8	41.713	97.9	16.208	97.3	1:20.163	88.87	2.240	15:08:15.393
19 -	22.669	107.2	43.683	120.6	13.950	99.1	1:20.302	88.72	2.379	15:09:35.695

Porsche Club Championship with Pirelli

RACE 12 - SECTOR ANALYSIS



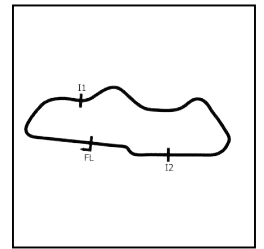
SECTOR 1 = FL to I1, SECTOR 2 = I1 to I2, SECTOR 3 = I2 to FL, DIFF = Difference To Personal Best Lap, P = Crossed Finish Line in Pit Lane, D = Time Disallowed

P15 52 AM		Darren LABBETT					Boxster 986 S			
IDEAL LAP TIME : 1:18.567		BEST LAP TIME : 1:18.791					DIFFERENCE : 0.224			
LAP	SECTOR 1		SECTOR 2		SECTOR 3		LAP TIME	MPH	DIFF	TIME OF DAY
1 -		92.9	44.919	117.9	15.175	93.0	1:29.865	79.28	11.074	14:45:47.157
2 -	23.252	105.1	43.481	115.3	14.378	97.8	1:21.111	87.83	2.320	14:47:08.268
3 -	23.133	105.0	42.560	117.1	14.313	98.2	1:20.006	89.05	1.215	14:48:28.274
4 -	22.865	104.6	42.307	116.9	13.810	99.4	1:18.982 (2)	90.20	0.191	14:49:47.256
5 -	22.734	105.6	42.749	117.3	14.813	95.5	1:20.296	88.72	1.505	14:51:07.552
6 -	23.419	103.8	42.620	116.7	14.518	95.7	1:20.557	88.44	1.766	14:52:28.109
7 -	22.999	104.8	42.956	117.9	13.966	97.9	1:19.921	89.14	1.130	14:53:48.030
8 -	22.713	107.2	42.197	118.5	13.881	98.9	1:18.791 (1)	90.42		14:55:06.821
9 -	22.681	108.4	43.082	116.9	14.033	97.2	1:19.796	89.28	1.005	14:56:26.617
10 -	22.933	104.2	42.360	116.3	14.001	98.2	1:19.294 (3)	89.85	0.503	14:57:45.911
11 -	23.248	104.5	42.785	116.5	14.152	97.2	1:20.185	88.85	1.394	14:59:06.096
12 -	23.037	103.8	42.763	116.9	13.989	97.8	1:19.789	89.29	0.998	15:00:25.885
13 -	23.200	100.9	42.601	116.9	14.047	98.2	1:19.848	89.22	1.057	15:01:45.733
14 -	23.304	100.9	43.058	115.7	14.071	98.3	1:20.433	88.57	1.642	15:03:06.166
15 -	23.141	100.1	42.887	116.1	14.189	96.8	1:20.217	88.81	1.426	15:04:26.383
16 -	23.163	101.2	44.018	116.5	13.689	99.7	1:20.870	88.09	2.079	15:05:47.253
17 -	22.919	103.4	42.767	115.3	14.393	96.5	1:20.079	88.97	1.288	15:07:07.332
18 -	23.328	99.4	43.140	114.9	14.790	97.1	1:21.258	87.67	2.467	15:08:28.590
19 -	23.200	99.7	43.109	115.5	14.173	95.4	1:20.482	88.52	1.691	15:09:49.072

P16 12 AM		Jamie CALLENDER					Boxster 986 S			
IDEAL LAP TIME : 1:17.745		BEST LAP TIME : 1:17.915					DIFFERENCE : 0.170			
LAP	SECTOR 1		SECTOR 2		SECTOR 3		LAP TIME	MPH	DIFF	TIME OF DAY
1 -		88.8	52.457	100.4	16.059	93.0	1:53.330	62.86	35.415	14:46:10.622
2 -	23.547	106.3	44.082	114.3	15.242	92.8	1:22.871	85.97	4.956	14:47:33.493
3 -	23.274	109.1	43.089	115.7	14.212	96.8	1:20.575	88.42	2.660	14:48:54.068
4 -	22.872	109.6	42.992	115.9	14.093	97.3	1:19.957	89.10	2.042	14:50:14.025
5 -	22.876	110.5	42.605	116.5	14.015	98.2	1:19.496	89.62	1.581	14:51:33.521
6 -	22.822	112.2	41.959	117.1	13.606	98.2	1:18.387	90.89	0.472	14:52:51.908
7 -	22.937	112.0	41.934	116.5	13.752	98.5	1:18.623	90.61	0.708	14:54:10.531
8 -	22.778	108.7	42.139	117.1	14.127	99.1	1:19.044	90.13	1.129	14:55:29.575
9 -	23.122	112.0	42.057	115.7	13.947	98.2	1:19.126	90.04	1.211	14:56:48.701
10 -	22.577	114.1	41.903	115.7	14.147	97.9	1:18.627	90.61	0.712	14:58:07.328
11 -	22.608	112.7	41.598	116.5	13.709	99.1	1:17.915 (1)	91.44		14:59:25.243
12 -	22.597	115.9	42.405	117.9	13.845	98.9	1:18.847	90.36	0.932	15:00:44.090
13 -	23.233	102.1	41.917	116.7	14.082	98.1	1:19.232	89.92	1.317	15:02:03.322
14 -	22.679	110.9	42.039	117.9	14.190	96.5	1:18.908	90.29	0.993	15:03:22.230
15 -	22.541	116.1	41.762	117.7	13.782	100.4	1:18.085 (2)	91.24	0.170	15:04:40.315
16 -	22.675	112.4	42.174	116.5	14.433	95.1	1:19.282	89.86	1.367	15:05:59.597
17 -	22.732	116.1	41.617	116.3	13.758	97.6	1:18.107 (3)	91.21	0.192	15:07:17.704
18 -	22.920	108.7	41.881	116.9	14.961	95.3	1:19.762	89.32	1.847	15:08:37.466
19 -	23.903	92.3	44.473	109.6	14.742	88.4	1:23.118	85.71	5.203	15:10:00.584

Porsche Club Championship with Pirelli

RACE 12 - SECTOR ANALYSIS



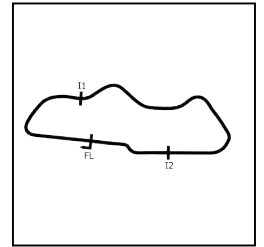
SECTOR 1 = FL to I1, SECTOR 2 = I1 to I2, SECTOR 3 = I2 to FL, DIFF = Difference To Personal Best Lap, P = Crossed Finish Line in Pit Lane, D = Time Disallowed

P17 45 CH		Paul SEAGRAVE					Porsche 996			
IDEAL LAP TIME : 1:18.707		BEST LAP TIME : 1:19.225					DIFFERENCE : 0.518			
LAP	SECTOR 1	SECTOR 2	SECTOR 3	LAP TIME	MPH	DIFF	TIME OF DAY			
1 -		96.1	45.448	119.4	15.178	96.4	1:36.008	74.20	16.783	14:45:53.300
2 -	23.340	100.6	43.977	121.5	14.400	101.6	1:21.717	87.18	2.492	14:47:15.017
3 -	23.281	97.2	43.877	122.2	14.256	101.2	1:21.414	87.51	2.189	14:48:36.431
4 -	22.808	105.8	42.777	122.0	14.173	103.2	1:19.758	89.32	0.533	14:49:56.189
5 -	23.311	101.6	42.936	122.9	14.214	101.0	1:20.461	88.54	1.236	14:51:16.650
6 -	23.224	103.8	42.890	120.2	14.694	100.1	1:20.808	88.16	1.583	14:52:37.458
7 -	22.844	105.8	42.644	122.2	13.971	102.7	1:19.459	89.66	0.234	14:53:56.917
8 -	22.959	102.7	42.926	121.5	14.054	101.9	1:19.939	89.12	0.714	14:55:16.856
9 -	22.678	104.5	42.658	120.2	14.101	101.6	1:19.437 (2)	89.68	0.212	14:56:36.293
10 -	22.743	101.3	43.327	121.5	14.050	100.0	1:20.120	88.92	0.895	14:57:56.413
11 -	23.255	102.6	42.998	120.9	14.073	101.8	1:20.326	88.69	1.101	14:59:16.739
12 -	23.971	99.5	42.556	118.5	14.267	100.6	1:20.794	88.18	1.569	15:00:37.533
13 -	23.030	101.2	42.120	123.3	14.288	101.0	1:19.438 (3)	89.68	0.213	15:01:56.971
14 -	24.174	98.2	43.566	124.0	14.477	101.2	1:22.217	86.65	2.992	15:03:19.188
15 -	23.731	100.3	42.825	122.4	14.353	100.4	1:20.909	88.05	1.684	15:04:40.097
16 -	23.379	104.6	43.269	117.3	14.402	99.5	1:21.050	87.90	1.825	15:06:01.147
17 -	22.806	104.5	42.058	122.9	14.361	98.9	1:19.225 (1)	89.92		15:07:20.372
18 -	23.352	102.9	43.601	115.7	14.757	100.9	1:21.710	87.19	2.485	15:08:42.082
19 -	22.848	103.2	43.309	122.2	14.177	98.2	1:20.334	88.68	1.109	15:10:02.416

P18 15 AM		Shiraz KHAN					Boxster 986 S			
IDEAL LAP TIME : 1:18.758		BEST LAP TIME : 1:19.291					DIFFERENCE : 0.533			
LAP	SECTOR 1	SECTOR 2	SECTOR 3	LAP TIME	MPH	DIFF	TIME OF DAY			
1 -		90.0	47.431	111.6	14.300	95.1	1:31.794	77.61	12.503	14:45:49.086
2 -	23.490	104.8	45.723	107.5	14.731	95.1	1:23.944	84.87	4.653	14:47:13.030
3 -	23.782	103.2	43.438	112.7	14.263	95.5	1:21.483	87.43	2.192	14:48:34.513
4 -	23.203	101.8	43.688	112.2	14.386	96.6	1:21.277	87.65	1.986	14:49:55.790
5 -	23.309	103.4	43.366	113.7	14.885	94.3	1:21.560	87.35	2.269	14:51:17.350
6 -	23.072	101.8	43.030	115.1	14.487	95.3	1:20.589	88.40	1.298	14:52:37.939
7 -	23.144	103.8	42.595	115.5	14.426	94.7	1:20.165	88.87	0.874	14:53:58.104
8 -	23.276	105.0	42.376	115.7	13.644	99.1	1:19.296 (2)	89.84	0.005	14:55:17.400
9 -	22.800	104.6	42.779	115.3	13.712	98.5	1:19.291 (1)	89.85		14:56:36.691
10 -	22.885	103.4	43.258	114.5	13.867	97.9	1:20.010	89.04	0.719	14:57:56.701
11 -	23.565	103.2	43.108	115.1	13.728	98.8	1:20.401	88.61	1.110	14:59:17.102
12 -	23.273	103.5	42.681	116.5	13.779	97.6	1:19.733 (3)	89.35	0.442	15:00:36.835
13 -	23.120	106.3	42.314	114.9	14.668	88.7	1:20.102	88.94	0.811	15:01:56.937
14 -	23.741	106.6	43.785	113.5	14.538	91.9	1:22.064	86.81	2.773	15:03:19.001
15 -	23.664	103.7	42.694	113.9	14.073	95.7	1:20.431	88.58	1.140	15:04:39.432
16 -	23.198	103.0	43.966	113.5	13.877	97.6	1:21.041	87.91	1.750	15:06:00.473
17 -	22.948	107.8	42.436	114.1	15.057	95.0	1:20.441	88.56	1.150	15:07:20.914
18 -	23.755	102.6	43.252	103.0	15.324	95.4	1:22.331	86.53	3.040	15:08:43.245
19 -	23.521	104.3	42.960	114.3	14.105	87.0	1:20.586	88.41	1.295	15:10:03.831

Porsche Club Championship with Pirelli

RACE 12 - SECTOR ANALYSIS



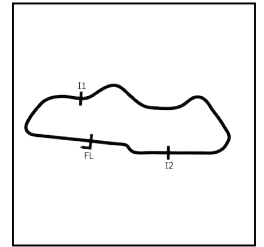
SECTOR 1 = FL to I1, SECTOR 2 = I1 to I2, SECTOR 3 = I2 to FL, DIFF = Difference To Personal Best Lap, P = Crossed Finish Line in Pit Lane, D = Time Disallowed

P19 28 AM		Jessica WILKINSON				Boxster 986 S				
IDEAL LAP TIME : 1:19.697		BEST LAP TIME : 1:20.025				DIFFERENCE : 0.328				
LAP	SECTOR 1	SECTOR 2		SECTOR 3		LAP TIME	MPH	DIFF	TIME OF DAY	
1 -		91.9	46.119	113.5	14.649	96.1	1:33.099	76.52	13.074	14:45:50.391
2 -	23.698	101.0	44.994	112.5	14.923	95.1	1:23.615	85.20	3.590	14:47:14.006
3 -	24.010	101.3	44.280	113.1	15.177	95.1	1:23.467	85.35	3.442	14:48:37.473
4 -	23.827	103.0	43.706	113.9	14.580	95.1	1:22.113	86.76	2.088	14:49:59.586
5 -	23.625	101.2	43.558	114.5	14.469	96.1	1:21.652	87.25	1.627	14:51:21.238
6 -	23.486	104.0	44.326	114.9	14.435	96.8	1:22.247	86.62	2.222	14:52:43.485
7 -	23.330	105.1	42.686	115.7	14.009	97.6	1:20.025 (1)	89.03		14:54:03.510
8 -	23.299	101.5	42.842	115.3	18.944	80.1	1:25.085	83.73	5.060	14:55:28.595
9 -	24.796	105.6	44.103	113.3	14.275	96.6	1:23.174	85.65	3.149	14:56:51.769
10 -	23.430	103.2	47.087	104.2	14.853	95.8	1:25.370	83.45	5.345	14:58:17.139
11 -	23.526	102.7	43.260	114.5	14.205	97.5	1:20.991	87.96	0.966	14:59:38.130
12 -	24.388	102.7	43.389	115.5	14.855	94.7	1:22.632	86.22	2.607	15:01:00.762
13 -	23.855	103.5	43.131	115.7	14.098	96.9	1:21.084	87.86	1.059	15:02:21.846
14 -	23.413	106.1	42.793	114.9	14.072	97.8	1:20.278 (3)	88.74	0.253	15:03:42.124
15 -	23.391	104.5	42.546	115.1	14.121	97.8	1:20.058 (2)	88.99	0.033	15:05:02.182
16 -	23.351	103.2	42.795	114.9	14.236	97.5	1:20.382	88.63	0.357	15:06:22.564
17 -	23.142	106.1	44.030	115.9	15.080	91.9	1:22.252	86.61	2.227	15:07:44.816
18 -	23.505	105.3	42.888	114.7	14.104	98.1	1:20.497	88.50	0.472	15:09:05.313
19 -	23.422	105.3	43.674	111.1	14.754	94.5	1:21.850	87.04	1.825	15:10:27.163

P20 56 AM		Jason BROWN				Boxster 986 S				
IDEAL LAP TIME : 1:21.199		BEST LAP TIME : 1:22.235				DIFFERENCE : 1.036				
LAP	SECTOR 1	SECTOR 2		SECTOR 3		LAP TIME	MPH	DIFF	TIME OF DAY	
1 -		87.8	45.710	106.8	16.815		1:44.991	67.85	22.756	14:46:02.283
2 -	24.345	106.0	46.910	111.4	17.818		1:29.073	79.98	6.838	14:47:31.356
3 -	24.903	99.5	46.843	111.4	15.041		1:26.787	82.09	4.552	14:48:58.143
4 -	24.048	101.5	45.062	106.6	15.028		1:24.138	84.67	1.903	14:50:22.281
5 -	23.892	104.8	44.139	108.2	15.131		1:23.162	85.67	0.927	14:51:45.443
6 -	24.681	102.2	44.345	108.2	14.581		1:23.607	85.21	1.372	14:53:09.050
7 -	24.113	104.5	44.523	109.2	14.875	92.1	1:23.511	85.31	1.276	14:54:32.561
8 -	24.136	103.0	44.668		15.442		1:24.246	84.56	2.011	14:55:56.807
9 -	23.878	102.1	44.013	107.2	14.921		1:22.812	86.03	0.577	14:57:19.619
10 -	24.140	104.5	44.608	110.1	14.599		1:23.347	85.48	1.112	14:58:42.966
11 -	23.658	106.5	44.735	110.0	14.563		1:22.956	85.88	0.721	15:00:05.922
12 -	23.846	103.0	44.073	109.6	14.759		1:22.678 (3)	86.17	0.443	15:01:28.600
13 -	24.382	105.8	44.096	108.0	14.391		1:22.869	85.97	0.634	15:02:51.469
14 -	22.938	108.7	45.065	109.4	14.664		1:22.667 (2)	86.18	0.432	15:04:14.136
15 -	24.097	102.4	45.280	107.8	14.558	96.5	1:23.935	84.88	1.700	15:05:38.071
16 -	23.273	106.3	43.870	108.4	15.092		1:22.235 (1)	86.63		15:07:00.306
17 -	23.513	104.5	44.655	108.0	16.462		1:24.630	84.18	2.395	15:08:24.936
18 -	23.989	104.0	44.327	108.5	14.870		1:23.186	85.64	0.951	15:09:48.122

Porsche Club Championship with Pirelli

RACE 12 - SECTOR ANALYSIS



SECTOR 1 = FL to I1, SECTOR 2 = I1 to I2, SECTOR 3 = I2 to FL, DIFF = Difference To Personal Best Lap, P = Crossed Finish Line in Pit Lane, D = Time Disallowed

P21 74 CH		Jim BRYAN		Porsche 996						
IDEAL LAP TIME : 1:15.692		BEST LAP TIME : 1:15.987		DIFFERENCE : 0.295						
LAP	SECTOR 1		SECTOR 2		SECTOR 3		LAP TIME	MPH	DIFF	TIME OF DAY
1 -		94.1	43.623	122.2	14.925	99.2	1:26.585	82.28	10.598	14:45:43.877
2 -	22.723	101.0	42.363	122.0	14.749	101.9	1:19.835	89.24	3.848	14:47:03.712
3 -	22.451	105.5	42.421	125.6	14.709	101.3	1:19.581	89.52	3.594	14:48:23.293
4 -	22.474	102.7	43.117	122.9	14.135	103.7	1:19.726	89.36	3.739	14:49:43.019
5 -	22.063	101.6	41.619	123.1	13.885	103.5	1:17.567	91.85	1.580	14:51:00.586
6 -	22.216	106.5	41.523	124.2	13.673	103.4	1:17.412	92.03	1.425	14:52:17.998
7 -	22.129	103.8	41.481	124.5	13.910	101.9	1:17.520	91.90	1.533	14:53:35.518
8 -	22.257	100.4	41.214	124.5	13.760	103.4	1:17.231	92.25	1.244	14:54:52.749
9 -	22.130	104.3	41.204	125.4	13.614	102.1	1:16.948	92.59	0.961	14:56:09.697
10 -	22.251	102.1	41.535	124.9	15.178	100.6	1:18.964	90.22	2.977	14:57:28.661
11 -	22.204	105.1	41.690	124.7	13.299	104.6	1:17.193	92.29	1.206	14:58:45.854
12 -	22.170	104.5	41.258	125.6	13.583	103.2	1:17.011	92.51	1.024	15:00:02.865
13 -	21.981	103.2	41.022	125.4	13.571	103.2	1:16.574 (3)	93.04	0.587	15:01:19.439
14 -	22.055	105.0	41.193	124.9	13.592	104.5	1:16.840	92.72	0.853	15:02:36.279
15 -	21.960	103.2	41.027	125.4	13.416	104.3	1:16.403 (2)	93.25	0.416	15:03:52.682
16 -	22.262	105.8	40.895	125.9	13.488	103.2	1:16.645	92.95	0.658	15:05:09.327
17 -	21.837	107.3	40.759	124.7	13.391	104.8	1:15.987 (1)	93.76		15:06:25.314
18 -	21.634	105.3	40.905	126.8	IN PIT		2:35.756 P	45.74	1:19.769	15:09:01.070

P22 5 AM		Brian RICHARDSON		Boxster 986						
IDEAL LAP TIME : 1:23.326		BEST LAP TIME : 1:23.911		DIFFERENCE : 0.585						
LAP	SECTOR 1		SECTOR 2		SECTOR 3		LAP TIME	MPH	DIFF	TIME OF DAY
1 -		92.1	46.143	115.7	15.024	92.9	1:31.962 (2)	77.47	8.051	14:45:49.254
2 -	24.338	100.6	44.214	112.0	15.359	94.5	1:23.911 (1)	84.90		14:47:13.165

P23 24 CH		Carl HAZELTON		Porsche 987 Cayman S						
IDEAL LAP TIME :		BEST LAP TIME :		DIFFERENCE :						
LAP	SECTOR 1		SECTOR 2		SECTOR 3		LAP TIME	MPH	DIFF	TIME OF DAY
1 -		82.1	46.962	110.0	IN PIT		1:52.966 P	63.06		14:46:10.258

Porsche Club Championship with Pirelli

RACE 12 - BEST SECTORS

SECTOR 1			SECTOR 2			SECTOR 3			IDEAL / BEST COMPARISON						
POS	NO	NAME	TIME	NO	NAME	TIME	NO	NAME	TIME	POS	NO	NAME	IDEAL	BEST	DIFF
													PERFECT LAP	1:14.056	
1	14	MCAL EER	21.347	14	MCAL EER	39.737	23	CLARK	12.972	1	14	MCAL EER	1:14.281	1:14.666	0.385
2	23	CLARK	21.381	144	MCAL EER	39.951	144	MCAL EER	13.043	2	23	CLARK	1:14.473	1:14.836	0.363
3	144	MCAL EER	21.534	23	CLARK	40.120	85	BAYSTON	13.069	3	144	MCAL EER	1:14.528	1:14.704	0.176
4	74	BRYAN	21.634	80	CALEY	40.256	80	CALEY	13.133	4	80	CALEY	1:15.114	1:15.418	0.304
5	2	MORRIS	21.656	32	HAYES	40.323	14	MCAL EER	13.197	5	32	HAYES	1:15.301	1:15.742	0.441
6	9	DYER	21.695	2	MORRIS	40.475	32	HAYES	13.236	6	9	DYER	1:15.480	1:15.682	0.202
7	80	CALEY	21.725	9	DYER	40.496	9	DYER	13.289	7	2	MORRIS	1:15.534	1:15.972	0.438
8	32	HAYES	21.742	85	BAYSTON	40.753	74	BRYAN	13.299	8	74	BRYAN	1:15.692	1:15.987	0.295
9	85	BAYSTON	21.945	74	BRYAN	40.759	22	EVANS	13.375	9	85	BAYSTON	1:15.767	1:15.949	0.182
10	26	BURKE	22.001	10	MORRIS	40.939	2	MORRIS	13.403	10	10	MORRIS	1:16.545	1:17.282	0.737
11	10	MORRIS	22.010	26	BURKE	41.341	70	ARCHER	13.511	11	22	EVANS	1:16.962	1:17.427	0.465
12	22	EVANS	22.051	70	ARCHER	41.343	10	MORRIS	13.596	12	26	BURKE	1:17.012	1:17.923	0.911
13	70	ARCHER	22.489	22	EVANS	41.536	12	CALLENDER	13.606	13	70	ARCHER	1:17.343	1:17.417	0.074
14	44	PORTER	22.512	44	PORTER	41.584	44	PORTER	13.615	14	44	PORTER	1:17.711	1:17.918	0.207
15	12	CALLENDER	22.541	12	CALLENDER	41.598	15	KHAN	13.644	15	12	CALLENDER	1:17.745	1:17.915	0.170
16	45	SEAGRAVE	22.678	45	SEAGRAVE	42.058	26	BURKE	13.670	16	52	LABBETT	1:18.567	1:18.791	0.224
17	52	LABBETT	22.681	52	LABBETT	42.197	52	LABBETT	13.689	17	45	SEAGRAVE	1:18.707	1:19.225	0.518
18	15	KHAN	22.800	15	KHAN	42.314	45	SEAGRAVE	13.971	18	15	KHAN	1:18.758	1:19.291	0.533
19	56	BROWN	22.938	28	WILKINSON	42.546	28	WILKINSON	14.009	19	28	WILKINSON	1:19.697	1:20.025	0.328
20	28	WILKINSON	23.142	56	BROWN	43.870	56	BROWN	14.391	20	56	BROWN	1:21.199	1:22.235	1.036
21	5	RICHARDSON	24.088	5	RICHARDSON	44.214	5	RICHARDSON	15.024	21	5	RICHARDSON	1:23.326	1:23.911	0.585
22				24	HAZELTON	46.962				22	24	HAZELTON			
23										23	1	SIMPSON		1:16.853	

Porsche Club Championship with Pirelli

RACE 12 - BEST SPEEDS

POS	INTERMEDIATE 1			INTERMEDIATE 2			FINISH LINE		
	NO	NAME	MPH	NO	NAME	MPH	NO	NAME	MPH
1	144	MCALÉER	117.1	144	MCALÉER	128.5	23	CLARK	109.1
2	22	EVANS	116.1	14	MCALÉER	128.0	144	MCALÉER	108.5
3	12	CALLENDER	116.1	23	CLARK	128.0	14	MCALÉER	108.0
4	80	CALEY	114.9	74	BRYAN	126.8	10	MORRIS	106.0
5	23	CLARK	114.7	10	MORRIS	126.1	2	MORRIS	105.5
6	26	BURKE	114.7	32	HAYES	125.9	32	HAYES	105.0
7	14	MCALÉER	112.2	2	MORRIS	125.4	9	DYER	104.8
8	32	HAYES	111.4	85	BAYSTON	124.9	74	BRYAN	104.8
9	44	PORTER	111.4	9	DYER	124.2	80	CALEY	104.6
10	2	MORRIS	110.9	45	SEAGRAVE	124.0	85	BAYSTON	104.6
11	85	BAYSTON	110.9	22	EVANS	123.1	22	EVANS	104.5
12	56	BROWN	108.7	26	BURKE	122.6	45	SEAGRAVE	103.2
13	9	DYER	108.4	80	CALEY	122.4	26	BURKE	102.1
14	52	LABBETT	108.4	70	ARCHER	119.1	70	ARCHER	100.9
15	15	KHAN	107.8	52	LABBETT	118.5	12	CALLENDER	100.4
16	10	MORRIS	107.3	12	CALLENDER	117.9	52	LABBETT	99.7
17	74	BRYAN	107.3	44	PORTER	116.9	44	PORTER	99.2
18	28	WILKINSON	106.1	15	KHAN	116.5	15	KHAN	99.1
19	45	SEAGRAVE	105.8	28	WILKINSON	115.9	28	WILKINSON	98.1
20	70	ARCHER	105.3	5	RICHARDSON	115.7	56	BROWN	96.5
21	5	RICHARDSON	102.1	56	BROWN	111.4	5	RICHARDSON	94.5
22	24	HAZELTON	82.1	24	HAZELTON	110.0			
23									

Porsche Club Championship with Pirelli

RACE 12 - STATISTICS

Competitors Started 23
Planned Start 2024-04-21 @ 14:45:00.000
Actual Start 2024-04-21 @ 14:44:17.291
Finish Time 2024-04-21 @ 15:09:30.023
Track Length 1.9790mi.
Total Laps 413
Total Distance Covered 817.3547mi.

Session Fastest Lap History

NO	CL	NAME	LAP TIME	TIME OF DAY	LAP	VEHICLE
23	CH	Simon CLARK	1:18.796	14:45:36.091	1	Porsche 997 Carrera S
23	CH	Simon CLARK	1:17.622	14:46:53.712	2	Porsche 997 Carrera S
23	CH	Simon CLARK	1:15.870	14:48:09.583	3	Porsche 997 Carrera S
23	CH	Simon CLARK	1:15.358	14:49:24.941	4	Porsche 997 Carrera S
14	CH	Mark MCALEER	1:15.136	14:49:27.582	4	Porsche 997 C2S
23	CH	Simon CLARK	1:14.897	14:50:39.837	5	Porsche 997 Carrera S
23	CH	Simon CLARK	1:14.836	14:51:54.673	6	Porsche 997 Carrera S
144	CH	Jake MCALEER	1:14.704	14:55:45.447	9	Porsche 997 C2S
14	CH	Mark MCALEER	1:14.666	15:07:00.185	18	Porsche 997 C2S

Session Leader History

NO	CL	NAME	FROM LAP	LAPS LED	DISTANCE	VEHICLE
23	CH	Simon CLARK	1	18	35.58 miles	Porsche 997 Carrera S
14	CH	Mark MCALEER	19	2	3.95 miles	Porsche 997 C2S

Flag History

TYPE	TIME OF DAY
GREEN	14:44:17.291
FINISH	15:09:30.023

Flag Statistics

TYPE	COUNT	TOTAL LAPS	TOTAL TIME
Green	1	20	26:59.823
Red	0	0	0.000
Safety Car	0	0	0.000
FCY	0	0	0.000

Porsche Club Championship with Pirelli

RACE 12 - STATISTICS

CLASS : AM

8 Starters

Fastest Lap History

NO	NAME	LAP TIME	TIME OF DAY	LAP	VEHICLE
44	Andrew PORTER	1:28.667	14:45:45.959	1	Boxster 986 S
44	Andrew PORTER	1:20.502	14:47:06.461	2	Boxster 986 S
44	Andrew PORTER	1:20.074	14:48:26.535	3	Boxster 986 S
70	Angus ARCHER	1:19.928	14:48:27.943	3	Boxster 986 S
44	Andrew PORTER	1:19.755	14:49:46.290	4	Boxster 986 S
70	Angus ARCHER	1:18.896	14:49:46.839	4	Boxster 986 S
44	Andrew PORTER	1:18.861	14:52:24.421	6	Boxster 986 S
12	Jamie CALLENDER	1:18.387	14:52:51.922	6	Boxster 986 S
70	Angus ARCHER	1:17.997	14:53:43.095	7	Boxster 986 S
12	Jamie CALLENDER	1:17.915	14:59:25.256	11	Boxster 986 S
70	Angus ARCHER	1:17.583	15:05:29.668	16	Boxster 986 S
70	Angus ARCHER	1:17.417	15:09:24.005	19	Boxster 986 S

Leader History

NO	NAME	FROM LAP	LAPS LED	DISTANCE	VEHICLE
44	Andrew PORTER	1	9	17.77 miles	Boxster 986 S
70	Angus ARCHER	10	1	1.97 miles	Boxster 986 S
44	Andrew PORTER	11	1	1.97 miles	Boxster 986 S
70	Angus ARCHER	12	1	1.97 miles	Boxster 986 S
44	Andrew PORTER	13	7	13.85 miles	Boxster 986 S
70	Angus ARCHER	20	1	1.97 miles	Boxster 986 S

Porsche Club Championship with Pirelli

RACE 12 - STATISTICS

CLASS : CH

15 Starters

Fastest Lap History

NO	NAME	LAP TIME	TIME OF DAY	LAP	VEHICLE
23	Simon CLARK	1:18.796	14:45:36.091	1	Porsche 997 Carrera S
23	Simon CLARK	1:17.622	14:46:53.712	2	Porsche 997 Carrera S
23	Simon CLARK	1:15.870	14:48:09.583	3	Porsche 997 Carrera S
23	Simon CLARK	1:15.358	14:49:24.941	4	Porsche 997 Carrera S
14	Mark MCALEER	1:15.136	14:49:27.582	4	Porsche 997 C2S
23	Simon CLARK	1:14.897	14:50:39.837	5	Porsche 997 Carrera S
23	Simon CLARK	1:14.836	14:51:54.673	6	Porsche 997 Carrera S
144	Jake MCALEER	1:14.704	14:55:45.447	9	Porsche 997 C2S
14	Mark MCALEER	1:14.666	15:07:00.185	18	Porsche 997 C2S

Leader History

NO	NAME	FROM LAP	LAPS LED	DISTANCE	VEHICLE
23	Simon CLARK	1	18	35.58 miles	Porsche 997 Carrera S
14	Mark MCALEER	19	2	3.95 miles	Porsche 997 C2S

Porsche Club Championship with Pirelli

RACE 16 - CLASSIFICATION

Race Distance: 19 Laps / 37.60 miles

POS	NO	CL	PIC	NAME	ENTRY	LAPS	TIME	GAP	DIFF	MPH	BEST	ON	GRD	↑↓
1	23	CH	1	Simon CLARK	Porsche 997 Carrera S	19	26:02.929			86.52	1:14.371	10	1	0
2	14	CH	2	Mark MCALEER	Porsche 997 C2S	19	26:03.323	0.394	0.394	86.50	1:14.337	11	2	0
3	144	CH	3	Jake MCALEER	Porsche 997 C2S	19	26:12.398	9.469	9.075	86.00	1:14.697	11	4	1
4	11	CH	4	James CALEY	Porsche 997 C2S	19	26:20.070	17.141	7.672	85.58	1:15.247	12	3	-1
5	2	CH	5	Pete MORRIS	Porsche 997 C2S	19	26:20.328	17.399	0.258	85.57	1:15.307	8	5	0
6	9	CH	6	Chris DYER	Porsche Cayman S	19	26:30.600	27.671	10.272	85.01	1:15.924	14	6	0
7	80	CH	7	Bill CALEY	Porsche Cayman	19	26:33.673	30.744	3.073	84.85	1:15.547	12	8	1
8	74	CH	8	Jim BRYAN	Porsche 996	19	26:45.168	42.239	11.495	84.24	1:16.538	11	11	3
9	32	CH	9	Ed HAYES	Porsche 987 Cayman S	19	26:47.053	44.124	1.885	84.14	1:15.263	19	7	-2
10	10	CH	10	Julian MORRIS	Porsche 997 C2S	19	26:52.881	49.952	5.828	83.84	1:16.869	19	14	4
11	85	CH	11	Richard BAYSTON	Porsche 996	19	26:53.997	51.068	1.116	83.78	1:16.239	9	10	-1
12	26	CH	12	David BURKE	Porsche Cayman	19	27:01.298	58.369	7.301	83.40	1:16.875	17	12	0
13	70	AM	1	Angus ARCHER	Boxster 986 S	19	27:03.822	1:00.893	2.524	83.27	1:16.829	12	15	2
14	22	CH	13	Pete EVANS	Porsche 996	19	27:05.651	1:02.722	1.829	83.18	1:16.652	7	13	-1
15	44	AM	2	Andrew PORTER	Boxster 986 S	19	27:10.457	1:07.528	4.806	82.94	1:17.288	11	20	5
16	45	CH	14	Paul SEAGRAVE	Porsche 996	19	27:20.219	1:17.290	9.762	82.44	1:18.627	16	18	2
17	52	AM	3	Darren LABBETT	Boxster 986 S	19	27:20.914	1:17.985	0.695	82.41	1:18.564	9	16	-1
18	15	AM	4	Shiraz KHAN	Boxster 986 S	18	26:17.279	1 Lap	1 Lap	81.22	1:19.707	18	17	-1
19	28	AM	5	Jessica WILKINSON	Boxster 986 S	18	26:30.579	1 Lap	13.300	80.54	1:19.597	13	21	2
20	56	AM	6	Jason BROWN	Boxster 986 S	18	26:59.802	1 Lap	29.223	79.08	1:21.922	8	23	3

NOT CLASSIFIED

DNF	1	CH		Paul SIMPSON	Porsche Cayman 987.2	18	25:44.523	1 Lap		82.94	1:16.835	13	9	
DNF	5	AM		Brian RICHARDSON	Boxster 986	8	13:14.946	11 Laps	10 Laps	71.52	1:21.107	7	19	
DNF	12	AM		Jamie CALLENDER	Boxster 986 S	0							24	

NOT STARTED

NS	24	CH		Carl HAZELTON	Porsche 987 Cayman S								22	
----	----	----	--	---------------	----------------------	--	--	--	--	--	--	--	----	--

FASTEST LAP

14	CH			Mark MCALEER	Porsche 997 C2S	11	1:14.337			95.84 mph		154.24 kph		
70	AM			Angus ARCHER	Boxster 986 S	12	1:16.829			92.73 mph		149.24 kph		

Weather / Track : Sunny / Dry

These results are provisional until the conclusion of any judicial and technical matters.

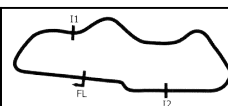
Date: 21/04/2024 Start: 17:38 Finish: 18:04

Donington Park National: 1.9790 miles

Clerk Of Course: Andy Stevens

Stewards:

Timekeeper: Richard Lomax



Porsche Club Championship with Pirelli

RACE 16 - LAP CHART

LAP 1 @ 17:39:38.898			LAP 2 @ 17:41:04.888			LAP 3 @ 17:43:23.960			LAP 4 @ 17:45:38.983			LAP 5 @ 17:46:54.345		
NO	BEHIND	LAP TIME	NO	BEHIND	LAP TIME	NO	BEHIND	LAP TIME	NO	BEHIND	LAP TIME	NO	BEHIND	LAP TIME
23		1:19.338	23		1:25.990	23		2:19.072	23		2:15.023	23		1:15.362
14	2.147	1:21.485	14	2.186	1:26.029	14	0.754	2:17.640	14	1.074	2:15.343	14	1.032	1:15.320
144	3.094	1:22.432	144	3.403	1:26.299	144	2.225	2:17.894	144	1.464	2:14.262	144	2.768	1:16.666
11	3.803	1:23.141	11	4.472	1:26.659	11	3.170	2:17.770	SC	3 Laps	2:18.224 P	11	3.054	1:16.051
2	4.321	1:23.659	2	6.513	1:28.182	2	4.342	2:16.901	11	2.365	2:14.218	2	4.348	1:16.663
9	4.683	1:24.021	9	8.050	1:29.357	9	5.678	2:16.700	2	3.047	2:13.728	9	5.724	1:17.383
80	5.505	1:24.843	80	8.625	1:29.110	80	6.211	2:16.658	9	3.703	2:13.048	80	6.061	1:17.535
22	5.968	1:25.306	22	9.523	1:29.545	22	6.707	2:16.256	80	3.888	2:12.700	22	6.451	1:17.254
74	7.121	1:26.459	74	10.545	1:29.414	74	7.526	2:16.053	22	4.559	2:12.875	74	9.011	1:19.095
26	8.324	1:27.662	26	11.884	1:29.550	26	8.491	2:15.679	74	5.278	2:12.775	26	9.371	1:18.748
10	8.725	1:28.063	10	12.167	1:29.432	10	9.059	2:15.964	26	5.985	2:12.517	1	9.958	1:18.163
1	9.165	1:28.503	1	12.924	1:29.749	1	9.854	2:16.002	10	6.697	2:12.661	10	10.550	1:19.215
45	10.090	1:29.428	45	13.563	1:29.463	45	10.790	2:16.299	1	7.157	2:12.326	45	12.368	1:19.489
44	10.534	1:29.872	44	14.558	1:30.014	44	11.804	2:16.318	45	8.241	2:12.474	44	13.054	1:19.318
52	10.956	1:30.294	52	15.457	1:30.491	52	12.888	2:16.503	44	9.098	2:12.317	52	14.397	1:19.799
70	11.270	1:30.608	70	16.579	1:31.299	70	13.853	2:16.346	52	9.960	2:12.095	70	14.419	1:19.679
15	12.172	1:31.510	15	17.549	1:31.367	15	14.937	2:16.460	70	10.102	2:11.272	15	16.869	1:20.518
56	13.641	1:32.979	56	18.812	1:31.161	56	16.117	2:16.377	15	11.713	2:11.799	32	18.885	1:19.271
5	14.575	1:33.913	5	20.581	1:31.996	5	17.279	2:15.770	56	12.496	2:11.402	85	19.848	1:20.040
28	15.097	1:34.435	28	20.894	1:31.787	28	17.789	2:15.967	5	13.648	2:11.392	56	20.077	1:22.943
32	22.930	1:42.268	32	25.191	1:28.251	32	18.803	2:12.684	28	14.783	2:12.017	5	20.899	1:22.613
85	24.449	1:43.787	85	26.316	1:27.857	85	19.404	2:12.160	32	14.976	2:11.196	28	21.265	1:21.844
									85	15.170	2:10.789			

Porsche Club Championship with Pirelli

RACE 16 - LAP CHART

LAP 6 @ 17:48:08.847			LAP 7 @ 17:49:23.808			LAP 8 @ 17:50:38.509			LAP 9 @ 17:51:53.374			LAP 10 @ 17:53:07.745		
NO	BEHIND	LAP TIME	NO	BEHIND	LAP TIME	NO	BEHIND	LAP TIME	NO	BEHIND	LAP TIME	NO	BEHIND	LAP TIME
23		1:14.502	23		1:14.961	23		1:14.701	23		1:14.865	23		1:14.371
14	1.245	1:14.715	14	0.913	1:14.629	14	0.564	1:14.352	14	0.440	1:14.741	14	0.777	1:14.708
144	3.444	1:15.178	144	3.705	1:15.222	144	3.941	1:14.937	144	4.160	1:15.084	144	4.825	1:15.036
11	4.616	1:16.064	11	5.108	1:15.453	11	5.833	1:15.426	11	6.641	1:15.673	11	7.802	1:15.532
2	5.175	1:15.329	2	5.696	1:15.482	2	6.302	1:15.307	2	7.068	1:15.631	2	8.006	1:15.309
9	7.648	1:16.426	9	8.917	1:16.230	9	10.677	1:16.461	9	12.234	1:16.422	9	14.287	1:16.424
80	8.170	1:16.611	80	9.389	1:16.180	80	11.002	1:16.314	80	12.671	1:16.534	80	16.143	1:17.843
22	8.728	1:16.779	22	10.419	1:16.652	22	12.682	1:16.964	22	15.187	1:17.370	22	18.044	1:17.228
74	12.275	1:17.766	74	14.961	1:17.647	74	17.331	1:17.071	1	19.777	1:16.918	1	22.285	1:16.879
1	12.669	1:17.213	1	15.301	1:17.593	1	17.724	1:17.124	74	20.292	1:17.826	74	23.044	1:17.123
26	13.964	1:19.095	26	16.832	1:17.829	26	19.705	1:17.574	26	22.898	1:18.058	10	27.561	1:18.643
10	14.624	1:18.576	10	17.016	1:17.353	10	20.177	1:17.862	10	23.289	1:17.977	26	28.344	1:19.817
45	16.772	1:18.906	45	21.461	1:19.650	70	25.261	1:17.766	70	27.936	1:17.540	32	30.157	1:16.069
44	17.332	1:18.780	70	22.196	1:18.922	44	26.262	1:18.235	32	28.459	1:16.630	70	31.739	1:18.174
70	18.235	1:18.318	44	22.728	1:20.357	32	26.694	1:18.023	44	29.118	1:17.721	85	32.225	1:16.862
52	19.570	1:19.675	32	23.372	1:16.467	85	28.360	1:18.136	85	29.734	1:16.239	44	33.128	1:18.381
32	21.866	1:17.483	52	23.839	1:19.230	45	29.055	1:22.295	45	32.932	1:18.742	45	37.939	1:19.378
85	22.691	1:17.345	85	24.925	1:17.195	52	29.674	1:20.536	52	33.373	1:18.564	52	38.479	1:19.477
15	23.753	1:21.386	15	29.017	1:20.225	15	34.500	1:20.184	15	39.790	1:20.155	15	45.211	1:19.792
5	28.153	1:21.756	5	34.299	1:21.107	28	41.780	1:21.640	28	48.934	1:22.019	28	54.765	1:20.202
28	28.634	1:21.871	28	34.841	1:21.168	56	44.293	1:21.922	56	51.905	1:22.477	56	1:01.070	1:23.536
56	29.600	1:24.025	56	37.072	1:22.433	5	55.997	1:36.399 P						

Porsche Club Championship with Pirelli

RACE 16 - LAP CHART

LAP 11 @ 17:54:22.292			LAP 12 @ 17:55:36.848			LAP 13 @ 17:56:52.198			LAP 14 @ 17:58:06.745			LAP 15 @ 17:59:21.557		
NO	BEHIND	LAP TIME	NO	BEHIND	LAP TIME	NO	BEHIND	LAP TIME	NO	BEHIND	LAP TIME	NO	BEHIND	LAP TIME
23		1:14.547	23		1:14.556	23		1:15.350	23		1:14.547	23		1:14.812
14	0.567	1:14.337	14	0.536	1:14.525	14	0.381	1:15.195	14	0.460	1:14.626	28	1 Lap	1:20.022
144	4.975	1:14.697	144	5.576	1:15.157	56	1 Lap	1:23.369	144	5.852	1:15.464	14	0.401	1:14.753
11	9.807	1:16.552	11	10.498	1:15.247	144	4.935	1:14.709	11	11.801	1:15.766	144	6.271	1:15.231
2	10.089	1:16.630	2	10.917	1:15.384	11	10.582	1:15.434	2	12.206	1:15.419	11	12.923	1:15.934
9	16.002	1:16.262	9	17.555	1:16.109	2	11.334	1:15.767	56	1 Lap	1:26.130	2	13.456	1:16.062
80	17.754	1:16.158	80	18.745	1:15.547	9	18.329	1:16.124	9	19.706	1:15.924	9	20.897	1:16.003
22	22.029	1:18.532	22	25.320	1:17.847	80	19.173	1:15.778	80	20.500	1:15.874	80	23.670	1:17.982
1	24.841	1:17.103	74	27.507	1:17.028	22	28.032	1:18.062	22	30.316	1:16.831	56	1 Lap	1:24.843
74	25.035	1:16.538	1	27.863	1:17.578	74	29.100	1:16.943	74	31.139	1:16.586	74	33.557	1:17.230
10	30.292	1:17.278	10	32.937	1:17.201	1	29.348	1:16.835	32	35.919	1:16.339	22	34.525	1:19.021
32	32.477	1:16.867	32	33.449	1:15.528	32	34.127	1:16.028	1	37.614	1:22.813	32	36.719	1:15.612
26	33.166	1:19.369	26	35.832	1:17.222	10	35.253	1:17.666	10	38.240	1:17.534	1	40.566	1:17.764
85	34.216	1:16.538	85	36.263	1:16.603	85	38.215	1:17.302	85	39.918	1:16.250	10	40.959	1:17.531
70	35.420	1:18.228	70	37.693	1:16.829	26	38.910	1:18.428	26	41.624	1:17.261	85	41.581	1:16.475
44	35.869	1:17.288	44	38.795	1:17.482	70	39.720	1:17.377	70	43.149	1:17.976	26	44.761	1:17.949
45	43.103	1:19.711	45	47.641	1:19.094	44	41.347	1:17.902	44	45.005	1:18.205	70	46.699	1:18.362
52	43.423	1:19.491	52	48.052	1:19.185	45	51.343	1:19.052	45	56.037	1:19.241	44	48.951	1:18.758
15	50.929	1:20.265	15	56.620	1:20.247	52	51.861	1:19.159	52	56.346	1:19.032	45	1:00.557	1:19.332
28	1:00.186	1:19.968	28	1:05.281	1:19.651	15	1:01.978	1:20.708	15	1:07.849	1:20.418	52	1:00.850	1:19.316
56	1:10.009	1:23.486				28	1:09.528	1:19.597				15	1:12.965	1:19.928

Porsche Club Championship with Pirelli

RACE 16 - LAP CHART

LAP 16 @ 18:00:36.658			LAP 17 @ 18:01:52.653			LAP 18 @ 18:03:07.552			LAP 19 @ 18:04:22.489		
NO	BEHIND	LAP TIME	NO	BEHIND	LAP TIME	NO	BEHIND	LAP TIME	NO	BEHIND	LAP TIME
23		1:15.101	23		1:15.995	23		1:14.899	23		1:14.937
14	0.253	1:14.953	14	0.374	1:16.116	14	0.435	1:14.960	14	0.394	1:14.896
144	6.118	1:14.948	15	1 Lap	1:21.577	144	7.304	1:16.573	144	9.469	1:17.102
28	1 Lap	1:24.547	144	5.630	1:15.507	15	1 Lap	1:21.033	15	1 Lap	1:19.707
11	13.555	1:15.733	11	14.624	1:17.064	11	15.935	1:16.210	11	17.141	1:16.143
2	13.790	1:15.435	2	14.873	1:17.078	2	16.651	1:16.677	2	17.399	1:15.685
9	22.057	1:16.261	28	1 Lap	1:23.247	28	1 Lap	1:20.045	28	1 Lap	1:20.552
80	25.603	1:17.034	9	22.852	1:16.790	9	25.150	1:17.197	9	27.671	1:17.458
56	1 Lap	1:22.981	80	27.054	1:17.446	80	29.236	1:17.081	80	30.744	1:16.445
74	35.507	1:17.051	74	37.259	1:17.747	74	40.235	1:17.875	74	42.239	1:16.941
32	38.751	1:17.133	56	1 Lap	1:23.067	32	43.798	1:16.594	32	44.124	1:15.263
22	38.902	1:19.478	32	42.103	1:19.347	10	48.020	1:18.328	10	49.952	1:16.869
1	43.078	1:17.613	22	43.521	1:20.614	56	1 Lap	1:23.013	85	51.068	1:17.284
10	43.583	1:17.725	1	44.180	1:17.097	85	48.721	1:18.874	56	1 Lap	1:23.658
85	43.765	1:17.285	10	44.591	1:17.003	22	48.748	1:20.126	26	58.369	1:18.462
26	46.944	1:17.284	85	44.746	1:16.976	26	54.844	1:21.919	70	1:00.893	1:19.577
70	49.614	1:18.016	26	47.824	1:16.875	70	56.253	1:18.979	22	1:02.722	1:28.911
44	53.749	1:19.899	70	52.173	1:18.554	1	56.531	1:27.250 P	44	1:07.528	1:19.927
45	1:04.083	1:18.627	44	57.303	1:19.549	44	1:02.538	1:20.134	45	1:17.290	1:19.790
52	1:05.364	1:19.615	45	1:07.943	1:19.855	45	1:12.437	1:19.393	52	1:17.985	1:19.709
			52	1:08.849	1:19.480	52	1:13.213	1:19.263			

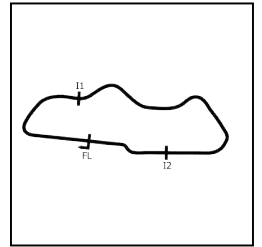
Porsche Club Championship with Pirelli

RACE 16 - POSITION CHART

No	Name	Lap																			
		Pos	1	2	3	4	5	6	7	8	9	10	11	12	13	14	15	16	17	18	19
23	CLARK	1	23	23	23	23	23	23	23	23	23	23	23	23	23	23	23	23	23	23	23
14	MCALEER	2	14	14	14	14	14	14	14	14	14	14	14	14	14	14	14	14	14	14	14
11	CALEY	3	144	144	144	144	144	144	144	144	144	144	144	144	144	144	144	144	144	144	144
144	MCALEER	4	11	11	11	11	11	11	11	11	11	11	11	11	11	11	11	11	11	11	11
2	MORRIS	5	2	2	2	2	2	2	2	2	2	2	2	2	2	2	2	2	2	2	2
9	DYER	6	9	9	9	9	9	9	9	9	9	9	9	9	9	9	9	9	9	9	9
32	HAYES	7	80	80	80	80	80	80	80	80	80	80	80	80	80	80	80	80	80	80	80
80	CALEY	8	22	22	22	22	22	22	22	22	22	22	22	22	22	22	74	74	74	74	74
1	SIMPSON	9	74	74	74	74	74	74	74	1	1	1	74	74	74	22	32	32	32	32	32
85	BAYSTON	10	26	26	26	26	26	1	1	1	74	74	74	1	1	32	32	22	22	10	10
74	BRYAN	11	10	10	10	10	1	26	26	26	26	10	10	10	32	1	1	1	1	85	85
26	BURKE	12	1	1	1	1	10	10	10	10	10	26	32	32	10	10	10	10	10	22	26
22	EVANS	13	45	45	45	45	45	45	45	70	70	32	26	26	85	85	85	85	85	26	70
10	MORRIS	14	44	44	44	44	44	44	70	44	32	70	85	85	26	26	26	26	26	70	22
70	ARCHER	15	52	52	52	52	52	70	44	32	44	85	70	70	70	70	70	70	70	1	44
52	LABBETT	16	70	70	70	70	70	52	32	85	85	44	44	44	44	44	44	44	44	44	45
15	KHAN	17	15	15	15	15	15	32	52	45	45	45	45	45	45	45	45	45	45	45	52
45	SEAGRAVE	18	56	56	56	56	32	85	85	52	52	52	52	52	52	52	52	52	52	52	52
5	RICHARDSON	19	5	5	5	5	85	15	15	15	15	15	15	15	15	15	15	15	15	15	15
44	PORTER	20	28	28	28	28	56	5	5	28	28	28	28	28	28	28	28	28	28	28	28
28	WILKINSON	21	32	32	32	32	5	28	28	56	56	56	56	56	56	56	56	56	56	56	56
24	HAZELTON	22	85	85	85	85	28	56	56	5											
56	BROWN	23																			
12	CALLENDER	24																			

Porsche Club Championship with Pirelli

RACE 16 - SECTOR ANALYSIS



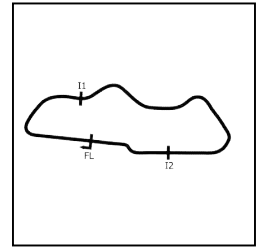
SECTOR 1 = FL to I1, SECTOR 2 = I1 to I2, SECTOR 3 = I2 to FL, DIFF = Difference To Personal Best Lap, P = Crossed Finish Line in Pit Lane, D = Time Disallowed

P1		23 CH		Simon CLARK			Porsche 997 Carrera S				
IDEAL LAP TIME : 1:14.233		BEST LAP TIME : 1:14.371			DIFFERENCE : 0.138						
LAP	SECTOR 1		SECTOR 2		SECTOR 3		LAP TIME	MPH	DIFF	TIME OF DAY	
1 -		105.1	40.741	126.6	13.182	108.0	1:19.338	89.80	4.967	17:39:38.898	
2 -	21.834	108.7	47.226	69.2	16.930	92.0	1:25.990	82.85	11.619	17:41:04.888	
3 -	33.307	47.1	1:20.858	47.5	24.907	49.8	2:19.072	51.22	1:04.701	17:43:23.960	
4 -	40.903	48.1	1:16.387	53.3	17.733	106.5	2:15.023	52.76	1:00.652	17:45:38.983	
5 -	21.711	108.5	40.531	127.3	13.120	108.4	1:15.362	94.53	0.991	17:46:54.345	
6 -	21.486	112.4	40.044	128.3	12.972	108.7	1:14.502 (2)	95.63	0.131	17:48:08.847	
7 -	21.678	110.3	40.292	127.3	12.991	108.7	1:14.961	95.04	0.590	17:49:23.808	
8 -	21.557	110.5	40.159	127.5	12.985	108.9	1:14.701	95.37	0.330	17:50:38.509	
9 -	21.428	112.9	40.257	127.5	13.180	108.0	1:14.865	95.16	0.494	17:51:53.374	
10 -	21.481	114.3	39.866	127.3	13.024	108.0	1:14.371 (1)	95.79		17:53:07.745	
11 -	21.481	108.9	39.998	127.5	13.068	108.5	1:14.547 (3)	95.57	0.176	17:54:22.292	
12 -	21.636	109.4	39.873	128.0	13.047	108.0	1:14.556	95.56	0.185	17:55:36.848	
13 -	21.546	109.1	40.514	127.3	13.290	109.1	1:15.350	94.55	0.979	17:56:52.198	
14 -	21.434	109.8	40.069	128.0	13.044	108.4	1:14.547 (3)	95.57	0.176	17:58:06.745	
15 -	21.412	113.9	40.191	127.8	13.209	107.0	1:14.812	95.23	0.441	17:59:21.557	
16 -	21.655	112.2	40.185	127.3	13.261	106.6	1:15.101	94.86	0.730	18:00:36.658	
17 -	21.882	110.1	40.781	127.8	13.332	106.8	1:15.995	93.75	1.624	18:01:52.653	
18 -	21.571	112.5	40.373	128.8	12.955	109.1	1:14.899	95.12	0.528	18:03:07.552	
19 -	21.615	111.4	40.310	128.8	13.012	108.4	1:14.937	95.07	0.566	18:04:22.489	

P2		14 CH		Mark MCALEER			Porsche 997 C2S				
IDEAL LAP TIME : 1:14.128		BEST LAP TIME : 1:14.337			DIFFERENCE : 0.209						
LAP	SECTOR 1		SECTOR 2		SECTOR 3		LAP TIME	MPH	DIFF	TIME OF DAY	
1 -		95.7	41.661	126.1	13.565	105.3	1:21.485	87.43	7.148	17:39:41.045	
2 -	21.868	103.4	45.889	71.0	18.272	80.1	1:26.029	82.81	11.692	17:41:07.074	
3 -	32.072	50.6	1:20.750	49.5	24.818	52.8	2:17.640	51.76	1:03.303	17:43:24.714	
4 -	40.952	46.4	1:16.067	56.0	18.324	104.2	2:15.343	52.64	1:01.006	17:45:40.057	
5 -	21.790	105.0	40.227	126.8	13.303	107.0	1:15.320	94.59	0.983	17:46:55.377	
6 -	21.537	110.1	39.864	127.3	13.314	105.8	1:14.715	95.35	0.378	17:48:10.092	
7 -	21.446	106.0	39.948	127.5	13.235	106.5	1:14.629	95.46	0.292	17:49:24.721	
8 -	21.549	107.5	39.673	128.8	13.130	107.5	1:14.352 (2)	95.82	0.015	17:50:39.073	
9 -	21.368	106.0	39.920	127.3	13.453	107.0	1:14.741	95.32	0.404	17:51:53.814	
10 -	21.736	109.2	39.823	127.8	13.149	107.3	1:14.708	95.36	0.371	17:53:08.522	
11 -	21.447	106.3	39.636	127.8	13.254	107.8	1:14.337 (1)	95.84		17:54:22.859	
12 -	21.543	106.3	39.746	127.3	13.236	106.8	1:14.525 (3)	95.60	0.188	17:55:37.384	
13 -	21.419	106.1	40.298	128.3	13.478	108.2	1:15.195	94.74	0.858	17:56:52.579	
14 -	21.469	107.5	39.970	127.0	13.187	107.2	1:14.626	95.47	0.289	17:58:07.205	
15 -	21.435	109.8	39.887	126.8	13.431	107.5	1:14.753	95.30	0.416	17:59:21.958	
16 -	21.609	104.5	40.047	127.8	13.297	107.0	1:14.953	95.05	0.616	18:00:36.911	
17 -	22.020	107.8	40.727	128.0	13.369	106.1	1:16.116	93.60	1.779	18:01:53.027	
18 -	21.513	107.7	40.323	127.0	13.124	107.7	1:14.960	95.04	0.623	18:03:07.987	
19 -	21.565	110.3	40.143	127.3	13.188	108.0	1:14.896	95.12	0.559	18:04:22.883	

Porsche Club Championship with Pirelli

RACE 16 - SECTOR ANALYSIS



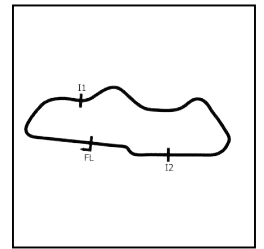
SECTOR 1 = FL to I1, SECTOR 2 = I1 to I2, SECTOR 3 = I2 to FL, DIFF = Difference To Personal Best Lap, P = Crossed Finish Line in Pit Lane, D = Time Disallowed

P3		144 CH		Jake MCALEER			Porsche 997 C2S				
IDEAL LAP TIME : 1:14.598		BEST LAP TIME : 1:14.697			DIFFERENCE : 0.099						
LAP	SECTOR 1		SECTOR 2		SECTOR 3		LAP TIME	MPH	DIFF	TIME OF DAY	
1 -		95.7	42.249	126.3	13.625	107.0	1:22.432	86.42	7.735	17:39:41.992	
2 -	21.894	113.9	46.134	70.5	18.271	81.6	1:26.299	82.55	11.602	17:41:08.291	
3 -	32.397	55.2	1:20.347	46.0	25.150	43.9	2:17.894	51.66	1:03.197	17:43:26.185	
4 -	40.093	52.1	1:16.165	56.8	18.004	105.6	2:14.262	53.06	59.565	17:45:40.447	
5 -	22.161	110.7	41.122	125.9	13.383	106.8	1:16.666	92.93	1.969	17:46:57.113	
6 -	21.639	113.3	40.348	127.0	13.191	107.8	1:15.178	94.77	0.481	17:48:12.291	
7 -	21.737	112.7	40.224	127.8	13.261	107.2	1:15.222	94.71	0.525	17:49:27.513	
8 -	21.595	115.3	40.060	127.0	13.282	107.3	1:14.937 (3)	95.07	0.240	17:50:42.450	
9 -	21.704	115.5	40.187	127.8	13.193	108.0	1:15.084	94.88	0.387	17:51:57.534	
10 -	21.608	115.1	40.148	127.3	13.280	106.5	1:15.036	94.94	0.339	17:53:12.570	
11 -	21.516	114.5	40.072	127.8	13.109	107.8	1:14.697 (1)	95.38		17:54:27.267	
12 -	21.556	115.9	40.278	126.6	13.323	106.6	1:15.157	94.79	0.460	17:55:42.424	
13 -	21.526	116.7	39.973	127.0	13.210	107.0	1:14.709 (2)	95.36	0.012	17:56:57.133	
14 -	21.780	113.9	40.401	126.6	13.283	106.1	1:15.464	94.41	0.767	17:58:12.597	
15 -	21.618	116.5	40.350	126.8	13.263	107.3	1:15.231	94.70	0.534	17:59:27.828	
16 -	21.533	115.3	40.178	127.0	13.237	107.5	1:14.948	95.06	0.251	18:00:42.776	
17 -	21.823	112.2	40.401	127.5	13.283	106.6	1:15.507	94.35	0.810	18:01:58.283	
18 -	21.997	111.1	41.209	126.8	13.367	106.6	1:16.573	93.04	1.876	18:03:14.856	
19 -	21.808	113.5	41.435	125.4	13.859	102.4	1:17.102	92.40	2.405	18:04:31.958	

P4		11 CH		James CALEY			Porsche 997 C2S				
IDEAL LAP TIME : 1:14.819		BEST LAP TIME : 1:15.247			DIFFERENCE : 0.428						
LAP	SECTOR 1		SECTOR 2		SECTOR 3		LAP TIME	MPH	DIFF	TIME OF DAY	
1 -		96.2	42.599	125.2	13.835	104.5	1:23.141	85.69	7.894	17:39:42.701	
2 -	21.800	114.1	46.702	68.6	18.157	82.6	1:26.659	82.21	11.412	17:41:09.360	
3 -	31.981	56.9	1:20.585	48.0	25.204	48.3	2:17.770	51.71	1:02.523	17:43:27.130	
4 -	39.948	56.8	1:16.412	63.2	17.858	102.4	2:14.218	53.08	58.971	17:45:41.348	
5 -	21.970	113.9	40.655	124.9	13.426	107.2	1:16.051	93.68	0.804	17:46:57.399	
6 -	21.730	113.5	40.743	124.9	13.591	104.5	1:16.064	93.66	0.817	17:48:13.463	
7 -	21.729	113.9	40.289	124.9	13.435	104.8	1:15.453	94.42	0.206	17:49:28.916	
8 -	21.745	114.5	40.358	124.9	13.323	105.8	1:15.426 (2)	94.45	0.179	17:50:44.342	
9 -	21.534	116.5	40.641	125.2	13.498	105.3	1:15.673	94.15	0.426	17:52:00.015	
10 -	21.459	117.5	40.589	124.5	13.484	104.5	1:15.532	94.32	0.285	17:53:15.547	
11 -	22.298	111.6	40.799	124.5	13.455	105.3	1:16.552	93.06	1.305	17:54:32.099	
12 -	21.524	112.5	40.520	124.7	13.203	106.0	1:15.247 (1)	94.68		17:55:47.346	
13 -	21.539	114.5	40.824	125.2	13.071	106.1	1:15.434 (3)	94.44	0.187	17:57:02.780	
14 -	21.579	113.9	40.468	125.9	13.719	103.8	1:15.766	94.03	0.519	17:58:18.546	
15 -	21.688	111.1	40.874	124.7	13.372	106.1	1:15.934	93.82	0.687	17:59:34.480	
16 -	21.576	111.2	40.613	124.7	13.544	105.0	1:15.733	94.07	0.486	18:00:50.213	
17 -	21.997	110.7	41.599	124.5	13.468	104.8	1:17.064	92.45	1.817	18:02:07.277	
18 -	21.997	110.5	40.881	125.2	13.332	106.0	1:16.210	93.48	0.963	18:03:23.487	
19 -	21.724	110.7	40.881	125.4	13.538	104.8	1:16.143	93.56	0.896	18:04:39.630	

Porsche Club Championship with Pirelli

RACE 16 - SECTOR ANALYSIS



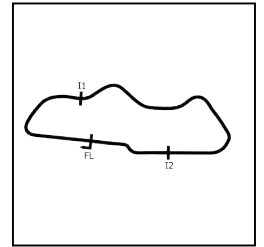
SECTOR 1 = FL to I1, SECTOR 2 = I1 to I2, SECTOR 3 = I2 to FL, DIFF = Difference To Personal Best Lap, P = Crossed Finish Line in Pit Lane, D = Time Disallowed

P5		2 CH		Pete MORRIS			Porsche 997 C2S				
IDEAL LAP TIME : 1:14.848		BEST LAP TIME : 1:15.307			DIFFERENCE : 0.459						
LAP	SECTOR 1		SECTOR 2		SECTOR 3		LAP TIME	MPH	DIFF	TIME OF DAY	
1 -		94.7	42.648	123.5	13.970	104.8	1:23.659	85.16	8.352	17:39:43.219	
2 -	21.890	108.2	46.841	65.7	19.451	79.7	1:28.182	80.79	12.875	17:41:11.401	
3 -	30.637	53.3	1:20.961	48.6	25.303	53.6	2:16.901	52.04	1:01.594	17:43:28.302	
4 -	39.651	51.2	1:16.239	60.4	17.838	103.7	2:13.728	53.27	58.421	17:45:42.030	
5 -	22.221	104.3	40.799	124.2	13.643	104.5	1:16.663	92.93	1.356	17:46:58.693	
6 -	21.568	112.2	40.411	125.6	13.350	105.8	1:15.329 (3)	94.58	0.022	17:48:14.022	
7 -	21.662	109.4	40.576	125.6	13.244	106.1	1:15.482	94.38	0.175	17:49:29.504	
8 -	21.727	110.3	40.181	124.9	13.399	105.5	1:15.307 (1)	94.60		17:50:44.811	
9 -	21.647	110.3	40.270	124.0	13.714	105.6	1:15.631	94.20	0.324	17:52:00.442	
10 -	21.466	110.7	40.453	124.2	13.390	106.1	1:15.309 (2)	94.60	0.002	17:53:15.751	
11 -	22.455	108.2	40.656	124.2	13.519	105.3	1:16.630	92.97	1.323	17:54:32.381	
12 -	21.547	111.1	40.457	122.4	13.380	106.1	1:15.384	94.51	0.077	17:55:47.765	
13 -	21.612	110.1	40.590	123.5	13.565	102.2	1:15.767	94.03	0.460	17:57:03.532	
14 -	21.543	110.3	40.138	123.8	13.738	103.0	1:15.419	94.46	0.112	17:58:18.951	
15 -	21.724	110.5	40.751	123.5	13.587	105.0	1:16.062	93.66	0.755	17:59:35.013	
16 -	21.506	109.8	40.302	125.2	13.627	105.6	1:15.435	94.44	0.128	18:00:50.448	
17 -	22.297	97.2	41.441	125.6	13.340	107.0	1:17.078	92.43	1.771	18:02:07.526	
18 -	22.008	107.7	41.103	124.5	13.566	104.5	1:16.677	92.91	1.370	18:03:24.203	
19 -	21.535	112.4	40.599	120.2	13.551	104.3	1:15.685	94.13	0.378	18:04:39.888	

P6		9 CH		Chris DYER			Porsche Cayman S				
IDEAL LAP TIME : 1:15.771		BEST LAP TIME : 1:15.924			DIFFERENCE : 0.153						
LAP	SECTOR 1		SECTOR 2		SECTOR 3		LAP TIME	MPH	DIFF	TIME OF DAY	
1 -		91.1	43.112	122.9	13.622	103.5	1:24.021	84.79	8.097	17:39:43.581	
2 -	22.144	103.7	47.530	59.8	19.683	72.9	1:29.357	79.73	13.433	17:41:12.938	
3 -	29.712	50.9	1:21.441	48.1	25.547	52.0	2:16.700	52.11	1:00.776	17:43:29.638	
4 -	39.434	52.0	1:15.649	66.0	17.965	101.5	2:13.048	53.54	57.124	17:45:42.686	
5 -	22.450	103.4	41.405	121.7	13.528	103.5	1:17.383	92.06	1.459	17:47:00.069	
6 -	22.060	104.3	41.058	122.2	13.308	103.8	1:16.426	93.22	0.502	17:48:16.495	
7 -	21.983	100.7	40.883	122.0	13.364	104.2	1:16.230	93.46	0.306	17:49:32.725	
8 -	22.113	100.9	41.100	122.2	13.248	103.0	1:16.461	93.18	0.537	17:50:49.186	
9 -	22.036	104.8	40.845	121.7	13.541	103.0	1:16.422	93.22	0.498	17:52:05.608	
10 -	22.071	101.2	40.935	121.1	13.418	102.6	1:16.424	93.22	0.500	17:53:22.032	
11 -	22.064	102.9	40.937	121.5	13.261	103.2	1:16.262	93.42	0.338	17:54:38.294	
12 -	21.874	103.0	40.795	121.3	13.440	103.0	1:16.109 (3)	93.61	0.185	17:55:54.403	
13 -	21.910	106.1	40.780	121.3	13.434	103.2	1:16.124	93.59	0.200	17:57:10.527	
14 -	21.868	103.8	40.728	121.7	13.328	103.0	1:15.924 (1)	93.83		17:58:26.451	
15 -	21.795	103.5	40.875	121.5	13.333	102.9	1:16.003 (2)	93.74	0.079	17:59:42.454	
16 -	21.968	101.3	40.894	121.3	13.399	102.6	1:16.261	93.42	0.337	18:00:58.715	
17 -	22.063	102.6	41.346	120.6	13.381	103.2	1:16.790	92.78	0.866	18:02:15.505	
18 -	22.026	102.2	41.349	121.1	13.822	101.8	1:17.197	92.29	1.273	18:03:32.702	
19 -	22.369	100.9	41.250	122.4	13.839	103.2	1:17.458	91.98	1.534	18:04:50.160	

Porsche Club Championship with Pirelli

RACE 16 - SECTOR ANALYSIS



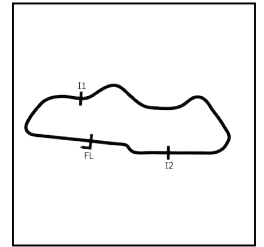
SECTOR 1 = FL to I1, SECTOR 2 = I1 to I2, SECTOR 3 = I2 to FL, DIFF = Difference To Personal Best Lap, P = Crossed Finish Line in Pit Lane, D = Time Disallowed

P7 80 CH		Bill CALEY		Porsche Cayman						
IDEAL LAP TIME : 1:15.163		BEST LAP TIME : 1:15.547		DIFFERENCE : 0.384						
LAP	SECTOR 1		SECTOR 2		SECTOR 3		LAP TIME	MPH	DIFF	TIME OF DAY
1 -		97.6	43.376	121.5	13.601	101.9	1:24.843	83.97	9.296	17:39:44.403
2 -	22.238	105.1	48.212	68.1	18.660	81.0	1:29.110	79.95	13.563	17:41:13.513
3 -	29.706	54.9	1:21.674	48.3	25.278	51.2	2:16.658	52.13	1:01.111	17:43:30.171
4 -	39.510	52.3	1:15.746	66.5	17.444	101.5	2:12.700	53.68	57.153	17:45:42.871
5 -	22.565	106.3	41.417	122.0	13.553	103.0	1:17.535	91.88	1.988	17:47:00.406
6 -	22.023	108.0	41.210	119.8	13.378	103.7	1:16.611	92.99	1.064	17:48:17.017
7 -	22.018	109.6	40.589	121.7	13.573	103.5	1:16.180	93.52	0.633	17:49:33.197
8 -	22.334	107.2	40.834	122.0	13.146	103.4	1:16.314	93.35	0.767	17:50:49.511
9 -	22.003	108.9	41.268	121.7	13.263	103.4	1:16.534	93.09	0.987	17:52:06.045
10 -	22.032	106.3	40.866	121.7	14.945	98.5	1:17.843	91.52	2.296	17:53:23.888
11 -	22.053	107.5	40.672	120.9	13.433	102.6	1:16.158	93.55	0.611	17:54:40.046
12 -	21.958	108.5	40.170	121.5	13.419	101.9	1:15.547 (1)	94.30		17:55:55.593
13 -	21.847	112.5	40.644	121.3	13.287	102.9	1:15.778 (2)	94.01	0.231	17:57:11.371
14 -	21.907	112.0	40.679	121.1	13.288	102.4	1:15.874 (3)	93.90	0.327	17:58:27.245
15 -	22.119	110.1	40.630	120.9	15.233	94.3	1:17.982	91.36	2.435	17:59:45.227
16 -	22.571	108.0	40.966	119.6	13.497	102.6	1:17.034	92.48	1.487	18:01:02.261
17 -	22.179	108.2	41.787	120.2	13.480	102.4	1:17.446	91.99	1.899	18:02:19.707
18 -	22.228	106.0	41.337	121.3	13.516	102.6	1:17.081	92.43	1.534	18:03:36.788
19 -	22.124	108.2	40.990	119.8	13.331	102.9	1:16.445	93.19	0.898	18:04:53.233

P8 74 CH		Jim BRYAN		Porsche 996						
IDEAL LAP TIME : 1:16.327		BEST LAP TIME : 1:16.538		DIFFERENCE : 0.211						
LAP	SECTOR 1		SECTOR 2		SECTOR 3		LAP TIME	MPH	DIFF	TIME OF DAY
1 -		95.0	43.528	124.9	14.176	102.2	1:26.459	82.40	9.921	17:39:46.019
2 -	22.913	99.4	47.199	71.0	19.302	87.3	1:29.414	79.68	12.876	17:41:15.433
3 -	28.633	54.7	1:21.929	48.2	25.491	59.2	2:16.053	52.36	59.515	17:43:31.486
4 -	39.119	55.7	1:16.256	65.5	17.400	103.0	2:12.775	53.65	56.237	17:45:44.261
5 -	22.667	101.6	42.576	124.7	13.852	102.4	1:19.095	90.07	2.557	17:47:03.356
6 -	22.307	101.9	41.800	124.5	13.659	104.0	1:17.766	91.61	1.228	17:48:21.122
7 -	22.099	104.6	41.872	124.7	13.676	103.7	1:17.647	91.75	1.109	17:49:38.769
8 -	22.006	101.3	41.074	125.2	13.991	102.4	1:17.071	92.44	0.533	17:50:55.840
9 -	22.125	107.3	41.253	122.6	14.448	102.4	1:17.826	91.54	1.288	17:52:13.666
10 -	22.076	104.3	41.641	126.3	13.406	105.0	1:17.123	92.38	0.585	17:53:30.789
11 -	21.872	106.8	41.073	126.1	13.593	103.7	1:16.538 (1)	93.08		17:54:47.327
12 -	22.248	102.2	41.317	125.4	13.463	104.5	1:17.028	92.49	0.490	17:56:04.355
13 -	21.848	109.2	41.596	125.6	13.499	104.5	1:16.943	92.59	0.405	17:57:21.298
14 -	21.884	109.2	41.171	124.9	13.531	103.7	1:16.586 (2)	93.02	0.048	17:58:37.884
15 -	21.942	105.5	41.700	125.4	13.588	104.2	1:17.230	92.25	0.692	17:59:55.114
16 -	21.993	106.3	41.473	125.6	13.585	104.8	1:17.051	92.46	0.513	18:01:12.165
17 -	22.103	103.8	42.034	125.4	13.610	104.0	1:17.747	91.63	1.209	18:02:29.912
18 -	22.188	101.8	41.825	125.4	13.862	103.5	1:17.875	91.48	1.337	18:03:47.787
19 -	22.046	104.0	41.271	125.9	13.624	103.5	1:16.941 (3)	92.59	0.403	18:05:04.728

Porsche Club Championship with Pirelli

RACE 16 - SECTOR ANALYSIS



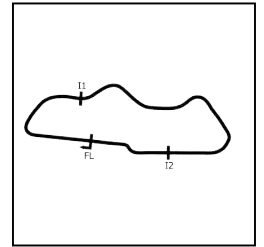
SECTOR 1 = FL to I1, SECTOR 2 = I1 to I2, SECTOR 3 = I2 to FL, DIFF = Difference To Personal Best Lap, P = Crossed Finish Line in Pit Lane, D = Time Disallowed

P9		32 CH		Ed HAYES		Porsche 987 Cayman S				
IDEAL LAP TIME : 1:14.924		BEST LAP TIME : 1:15.263		DIFFERENCE : 0.339						
LAP	SECTOR 1		SECTOR 2		SECTOR 3		LAP TIME	MPH	DIFF	TIME OF DAY
1 -		93.0	1:00.183	117.5	14.618	98.2	1:42.268	69.66	27.005	17:40:01.828
2 -	25.374	92.3	46.366	101.8	16.511	90.0	1:28.251	80.73	12.988	17:41:30.079
3 -	25.358	74.7	1:22.796	61.1	24.530	53.7	2:12.684	53.69	57.421	17:43:42.763
4 -	37.386	66.2	1:16.284	75.0	17.526	96.5	2:11.196	54.30	55.933	17:45:53.959
5 -	22.971	102.6	42.561	124.0	13.739	101.8	1:19.271	89.87	4.008	17:47:13.230
6 -	22.104	106.0	41.628	123.5	13.751	102.9	1:17.483	91.95	2.220	17:48:30.713
7 -	22.044	107.3	40.564	124.0	13.859	102.2	1:16.467	93.17	1.204	17:49:47.180
8 -	22.193	108.4	42.197	115.9	13.633	104.8	1:18.023	91.31	2.760	17:51:05.203
9 -	22.507	105.8	40.991	124.0	13.132	105.6	1:16.630	92.97	1.367	17:52:21.833
10 -	22.068	109.8	40.536	123.8	13.465	104.3	1:16.069	93.66	0.806	17:53:37.902
11 -	21.767	111.2	41.132	124.9	13.968	101.6	1:16.867	92.68	1.604	17:54:54.769
12 -	21.804	113.7	40.190	124.5	13.534	102.9	1:15.528 (2)	94.33	0.265	17:56:10.297
13 -	21.850	112.5	41.027	124.0	13.151	104.5	1:16.028	93.71	0.765	17:57:26.325
14 -	22.045	112.0	40.933	123.5	13.361	103.7	1:16.339	93.32	1.076	17:58:42.664
15 -	21.765	110.7	40.452	123.8	13.395	103.5	1:15.612 (3)	94.22	0.349	17:59:58.276
16 -	21.855	112.9	40.222	125.2	15.056	98.3	1:17.133	92.36	1.870	18:01:15.409
17 -	23.197	112.7	41.211	123.3	14.939	98.1	1:19.347	89.79	4.084	18:02:34.756
18 -	22.388	108.9	40.684	123.5	13.522	103.7	1:16.594	93.01	1.331	18:03:51.350
19 -	22.007	111.1	40.027	124.7	13.229	104.8	1:15.263 (1)	94.66		18:05:06.613

P10		10 CH		Julian MORRIS		Porsche 997 C2S				
IDEAL LAP TIME : 1:16.395		BEST LAP TIME : 1:16.869		DIFFERENCE : 0.474						
LAP	SECTOR 1		SECTOR 2		SECTOR 3		LAP TIME	MPH	DIFF	TIME OF DAY
1 -		92.4	44.422	125.6	14.159	103.0	1:28.063	80.90	11.194	17:39:47.623
2 -	23.007	94.3	46.876	68.4	19.549	88.5	1:29.432	79.66	12.563	17:41:17.055
3 -	27.782	60.2	1:22.803	48.3	25.379	59.1	2:15.964	52.40	59.095	17:43:33.019
4 -	39.115	53.3	1:16.290	68.8	17.256	102.6	2:12.661	53.70	55.792	17:45:45.680
5 -	23.316	97.5	41.879	126.1	14.020	104.5	1:19.215	89.94	2.346	17:47:04.895
6 -	22.364	101.9	41.191	124.5	15.021	101.3	1:18.576	90.67	1.707	17:48:23.471
7 -	22.186	103.2	41.475	126.1	13.692	105.5	1:17.353	92.10	0.484	17:49:40.824
8 -	22.488	103.7	41.353	123.5	14.021	101.9	1:17.862	91.50	0.993	17:50:58.686
9 -	22.193	100.6	42.085	125.4	13.699	104.0	1:17.977	91.36	1.108	17:52:16.663
10 -	22.102	108.2	42.468	124.9	14.073	103.4	1:18.643	90.59	1.774	17:53:35.306
11 -	22.250	103.2	41.400	124.9	13.628	105.5	1:17.278	92.19	0.409	17:54:52.584
12 -	22.280	102.9	41.325	124.9	13.596	105.0	1:17.201 (3)	92.28	0.332	17:56:09.785
13 -	22.097	104.5	42.049	124.0	13.520	105.3	1:17.666	91.73	0.797	17:57:27.451
14 -	22.194	108.2	41.417	126.1	13.923	104.0	1:17.534	91.89	0.665	17:58:44.985
15 -	22.048	106.1	41.858	124.2	13.625	105.1	1:17.531	91.89	0.662	18:00:02.516
16 -	22.105	102.9	41.620	125.2	14.000	103.2	1:17.725	91.66	0.856	18:01:20.241
17 -	22.140	104.2	41.045	123.8	13.818	104.2	1:17.003 (2)	92.52	0.134	18:02:37.244
18 -	22.888	104.0	41.642	125.2	13.798	104.3	1:18.328	90.95	1.459	18:03:55.572
19 -	22.389	106.3	40.827	124.7	13.653	106.0	1:16.869 (1)	92.68		18:05:12.441

Porsche Club Championship with Pirelli

RACE 16 - SECTOR ANALYSIS



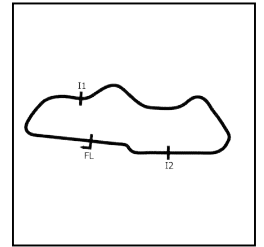
SECTOR 1 = FL to I1, SECTOR 2 = I1 to I2, SECTOR 3 = I2 to FL, DIFF = Difference To Personal Best Lap, P = Crossed Finish Line in Pit Lane, D = Time Disallowed

P11 85 CH		Richard BAYSTON				Porsche 996				
IDEAL LAP TIME : 1:15.790		BEST LAP TIME : 1:16.239				DIFFERENCE : 0.449				
LAP	SECTOR 1		SECTOR 2		SECTOR 3		LAP TIME	MPH	DIFF	TIME OF DAY
1 -		97.8	44.230	120.6	13.640	102.7	1:43.787	68.64	27.548	17:40:03.347
2 -	25.389	90.3	46.555	110.3	15.913	94.5	1:27.857	81.09	11.618	17:41:31.204
3 -	25.638	74.8	1:22.258	62.9	24.264	51.8	2:12.160	53.90	55.921	17:43:43.364
4 -	37.628	63.9	1:16.029	73.8	17.132	100.9	2:10.789	54.47	54.550	17:45:54.153
5 -	23.117	96.9	42.755	122.6	14.168	101.6	1:20.040	89.01	3.801	17:47:14.193
6 -	22.256	108.5	41.708	123.3	13.381	103.5	1:17.345	92.11	1.106	17:48:31.538
7 -	22.072	110.0	41.654	122.4	13.469	103.2	1:17.195	92.29	0.956	17:49:48.733
8 -	22.077	107.2	41.413	124.9	14.646	100.0	1:18.136	91.18	1.897	17:51:06.869
9 -	22.215	107.3	40.933	122.6	13.091	104.3	1:16.239 (1)	93.45		17:52:23.108
10 -	22.079	104.3	41.257	122.6	13.526	102.2	1:16.862	92.69	0.623	17:53:39.970
11 -	22.216	107.0	40.800	121.7	13.522	100.9	1:16.538	93.08	0.299	17:54:56.508
12 -	22.011	108.5	41.247	121.7	13.345	102.7	1:16.603	93.00	0.364	17:56:13.111
13 -	22.015	111.1	41.490	121.7	13.797	101.2	1:17.302	92.16	1.063	17:57:30.413
14 -	22.010	106.6	41.021	122.6	13.219	104.0	1:16.250 (2)	93.43	0.011	17:58:46.663
15 -	21.899	108.5	41.124	123.1	13.452	103.2	1:16.475 (3)	93.16	0.236	18:00:03.138
16 -	22.138	107.5	41.347	122.6	13.800	103.0	1:17.285	92.18	1.046	18:01:20.423
17 -	22.452	100.0	41.172	123.3	13.352	104.0	1:16.976	92.55	0.737	18:02:37.399
18 -	22.880	96.4	42.129	121.3	13.865	101.6	1:18.874	90.32	2.635	18:03:56.273
19 -	22.921	111.1	41.158	122.9	13.205	103.4	1:17.284	92.18	1.045	18:05:13.557

P12 26 CH		David BURKE				Porsche Cayman				
IDEAL LAP TIME : 1:16.536		BEST LAP TIME : 1:16.875				DIFFERENCE : 0.339				
LAP	SECTOR 1		SECTOR 2		SECTOR 3		LAP TIME	MPH	DIFF	TIME OF DAY
1 -		93.7	44.436	122.0	14.208	100.1	1:27.662	81.27	10.787	17:39:47.222
2 -	22.621	105.8	47.256	66.9	19.673	85.2	1:29.550	79.56	12.675	17:41:16.772
3 -	27.622	60.0	1:22.710	49.6	25.347	59.9	2:15.679	52.51	58.804	17:43:32.451
4 -	38.782	59.4	1:16.567	67.7	17.168	100.1	2:12.517	53.76	55.642	17:45:44.968
5 -	22.313	106.0	42.650	122.4	13.785	103.0	1:18.748	90.47	1.873	17:47:03.716
6 -	22.223	101.0	42.483	121.3	14.389	101.5	1:19.095	90.07	2.220	17:48:22.811
7 -	22.288	109.1	41.663	122.4	13.878	100.3	1:17.829	91.54	0.954	17:49:40.640
8 -	22.307	109.8	41.287	122.4	13.980	100.1	1:17.574	91.84	0.699	17:50:58.214
9 -	22.276	107.5	42.106	122.2	13.676	101.3	1:18.058	91.27	1.183	17:52:16.272
10 -	22.172	114.5	42.740	120.2	14.905	98.8	1:19.817	89.26	2.942	17:53:36.089
11 -	22.210	108.0	42.354	122.0	14.805	98.5	1:19.369	89.76	2.494	17:54:55.458
12 -	22.182	113.7	41.160	121.7	13.880	99.7	1:17.222 (2)	92.26	0.347	17:56:12.680
13 -	22.102	113.5	42.430	122.6	13.896	100.3	1:18.428	90.84	1.553	17:57:31.108
14 -	21.995	108.7	41.314	122.6	13.952	99.8	1:17.261 (3)	92.21	0.386	17:58:48.369
15 -	22.224	112.2	41.805	121.7	13.920	99.1	1:17.949	91.40	1.074	18:00:06.318
16 -	22.161	112.5	41.584	121.7	13.539	102.6	1:17.284	92.18	0.409	18:01:23.602
17 -	22.073	111.4	41.002	122.6	13.800	100.1	1:16.875 (1)	92.67		18:02:40.477
18 -	22.083	112.9	41.508	122.6	18.328	85.9	1:21.919	86.97	5.044	18:04:02.396
19 -	23.205	109.4	41.452	122.4	13.805	100.6	1:18.462	90.80	1.587	18:05:20.858

Porsche Club Championship with Pirelli

RACE 16 - SECTOR ANALYSIS



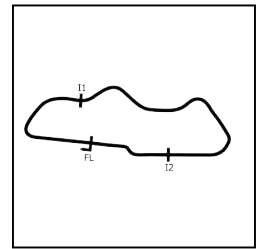
SECTOR 1 = FL to I1, SECTOR 2 = I1 to I2, SECTOR 3 = I2 to FL, DIFF = Difference To Personal Best Lap, P = Crossed Finish Line in Pit Lane, D = Time Disallowed

P13 70 AM		Angus ARCHER				Boxster 986 S				
IDEAL LAP TIME : 1:16.829		BEST LAP TIME : 1:16.829				DIFFERENCE : 0.000				
LAP	SECTOR 1		SECTOR 2		SECTOR 3		LAP TIME	MPH	DIFF	TIME OF DAY
1 -		87.9	45.763	119.1	14.252	100.0	1:30.608	78.63	13.779	17:39:50.168
2 -	23.514	97.3	47.861	51.8	19.924	84.2	1:31.299	78.03	14.470	17:41:21.467
3 -	27.211	73.5	1:24.238	49.0	24.897	48.1	2:16.346	52.25	59.517	17:43:37.813
4 -	37.768	56.1	1:16.955	55.1	16.549	96.9	2:11.272	54.27	54.443	17:45:49.085
5 -	23.552	94.5	42.341	119.1	13.786	100.0	1:19.679	89.41	2.850	17:47:08.764
6 -	23.054	99.1	41.604	118.7	13.660	100.3	1:18.318	90.97	1.489	17:48:27.082
7 -	22.453	101.6	42.621	116.1	13.848	100.0	1:18.922	90.27	2.093	17:49:46.004
8 -	22.567	101.0	41.570	117.5	13.629	100.6	1:17.766	91.61	0.937	17:51:03.770
9 -	22.516	101.2	41.342	117.1	13.682	100.4	1:17.540 (3)	91.88	0.711	17:52:21.310
10 -	23.013	105.0	41.500	117.3	13.661	99.8	1:18.174	91.13	1.345	17:53:39.484
11 -	23.316	103.7	41.385	117.3	13.527	100.6	1:18.228	91.07	1.399	17:54:57.712
12 -	22.243	104.6	41.161	117.1	13.425	100.7	1:16.829 (1)	92.73		17:56:14.541
13 -	22.298	105.1	41.307	117.5	13.772	100.6	1:17.377 (2)	92.07	0.548	17:57:31.918
14 -	22.711	104.5	41.518	117.3	13.747	100.3	1:17.976	91.36	1.147	17:58:49.894
15 -	22.473	102.4	42.061	117.3	13.828	99.8	1:18.362	90.91	1.533	18:00:08.256
16 -	22.684	102.6	41.492	116.5	13.840	99.7	1:18.016	91.32	1.187	18:01:26.272
17 -	22.656	101.3	41.780	116.9	14.118	98.5	1:18.554	90.69	1.725	18:02:44.826
18 -	22.781	103.0	42.056	117.3	14.142	98.5	1:18.979	90.20	2.150	18:04:03.805
19 -	22.964	103.2	42.524	116.9	14.089	99.1	1:19.577	89.53	2.748	18:05:23.382

P14 22 CH		Pete EVANS				Porsche 996				
IDEAL LAP TIME : 1:16.618		BEST LAP TIME : 1:16.652				DIFFERENCE : 0.034				
LAP	SECTOR 1		SECTOR 2		SECTOR 3		LAP TIME	MPH	DIFF	TIME OF DAY
1 -		97.3	43.290	124.0	13.714	103.8	1:25.306	83.51	8.654	17:39:44.866
2 -	22.143	113.3	48.257	70.5	19.145	85.7	1:29.545	79.56	12.893	17:41:14.411
3 -	29.150	54.2	1:21.855	47.9	25.251	57.0	2:16.256	52.28	59.604	17:43:30.667
4 -	39.440	52.6	1:15.674	72.3	17.761	102.7	2:12.875	53.61	56.223	17:45:43.542
5 -	22.135	106.6	41.572	124.5	13.547	104.5	1:17.254	92.22	0.602	17:47:00.796
6 -	22.161	104.3	41.405	123.8	13.213	104.8	1:16.779 (2)	92.79	0.127	17:48:17.575
7 -	22.049	111.1	41.416	122.4	13.187	104.5	1:16.652 (1)	92.94		17:49:34.227
8 -	22.222	114.3	41.382	123.1	13.360	103.4	1:16.964	92.57	0.312	17:50:51.191
9 -	22.136	114.5	41.762	122.0	13.472	103.4	1:17.370	92.08	0.718	17:52:08.561
10 -	22.241	112.5	41.548	121.7	13.439	103.7	1:17.228	92.25	0.576	17:53:25.789
11 -	22.439	112.9	42.013	121.5	14.080	101.6	1:18.532	90.72	1.880	17:54:44.321
12 -	22.350	115.5	42.047	121.1	13.450	103.4	1:17.847	91.52	1.195	17:56:02.168
13 -	22.711	105.0	41.898	122.0	13.453	103.0	1:18.062	91.26	1.410	17:57:20.230
14 -	22.152	112.7	41.403	121.5	13.276	104.0	1:16.831 (3)	92.73	0.179	17:58:37.061
15 -	22.118	112.9	43.654	121.7	13.249	104.6	1:19.021	90.16	2.369	17:59:56.082
16 -	22.142	116.3	41.961	122.2	15.375	96.9	1:19.478	89.64	2.826	18:01:15.560
17 -	22.777	110.7	41.396	123.1	16.441	80.4	1:20.614	88.37	3.962	18:02:36.174
18 -	23.612	109.8	42.124	123.3	14.390	101.0	1:20.126	88.91	3.474	18:03:56.300
19 -	22.195	118.5	53.226	122.6	13.490	100.0	1:28.911	80.13	12.259	18:05:25.211

Porsche Club Championship with Pirelli

RACE 16 - SECTOR ANALYSIS



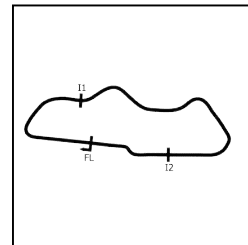
SECTOR 1 = FL to I1, SECTOR 2 = I1 to I2, SECTOR 3 = I2 to FL, DIFF = Difference To Personal Best Lap, P = Crossed Finish Line in Pit Lane, D = Time Disallowed

P15 44 AM Andrew PORTER		Boxster 986 S								
IDEAL LAP TIME : 1:17.110		BEST LAP TIME : 1:17.288		DIFFERENCE : 0.178						
LAP	SECTOR 1	SECTOR 2	SECTOR 3	LAP TIME	MPH	DIFF	TIME OF DAY			
1 -				1:29.872	79.27	12.584	17:39:49.432			
2 -				1:30.014	79.15	12.726	17:41:19.446			
3 -				2:16.318	52.26	59.030	17:43:35.764			
4 -				2:12.317	53.84	55.029	17:45:48.081			
5 -				1:19.318	89.82	2.030	17:47:07.399			
6 -				1:18.780	90.43	1.492	17:48:26.179			
7 -				1:20.357	88.66	3.069	17:49:46.536			
8 -				1:18.235	91.06	0.947	17:51:04.771			
9 -	22.553	106.3	41.456	116.3	13.712	98.8	1:17.721 (3)	91.66	0.433	17:52:22.492
10 -	22.434	107.5	41.440	118.1	14.507	96.4	1:18.381	90.89	1.093	17:53:40.873
11 -	22.472	109.1	41.345	117.5	13.471	100.1	1:17.288 (1)	92.18		17:54:58.161
12 -	22.354	110.3	41.285	117.1	13.843	97.5	1:17.482 (2)	91.95	0.194	17:56:15.643
13 -	22.538	110.1	41.724	115.7	13.640	98.5	1:17.902	91.45	0.614	17:57:33.545
14 -	22.526	113.5	41.705	116.5	13.974	97.5	1:18.205	91.10	0.917	17:58:51.750
15 -	22.670	108.4	41.998	115.9	14.090	97.8	1:18.758	90.46	1.470	18:00:10.508
16 -	23.206	107.0	42.594	115.1	14.099	97.3	1:19.899	89.17	2.611	18:01:30.407
17 -	23.060	104.3	42.479	115.1	14.010	97.3	1:19.549	89.56	2.261	18:02:49.956
18 -	22.988	102.2	42.751	115.9	14.395	95.8	1:20.134	88.90	2.846	18:04:10.090
19 -	23.187	104.8	42.448	115.7	14.292	89.0	1:19.927	89.13	2.639	18:05:30.017

P16 45 CH Paul SEAGRAVE		Porsche 996								
IDEAL LAP TIME : 1:18.440		BEST LAP TIME : 1:18.627		DIFFERENCE : 0.187						
LAP	SECTOR 1	SECTOR 2	SECTOR 3	LAP TIME	MPH	DIFF	TIME OF DAY			
1 -		87.2	45.114	122.0	14.284	101.8	1:29.428	79.66	10.801	17:39:48.988
2 -	23.091	101.5	47.133	60.5	19.239	83.7	1:29.463	79.63	10.836	17:41:18.451
3 -	27.518	67.8	1:23.379	51.8	25.402	53.6	2:16.299	52.27	57.672	17:43:34.750
4 -	38.698	47.5	1:16.804	61.6	16.972	100.4	2:12.474	53.78	53.847	17:45:47.224
5 -	23.077	99.5	42.443	119.8	13.969	101.8	1:19.489	89.63	0.862	17:47:06.713
6 -	22.898	102.6	42.118	124.0	13.890	103.2	1:18.906 (3)	90.29	0.279	17:48:25.619
7 -	22.893	105.1	42.726	120.0	14.031	102.1	1:19.650	89.44	1.023	17:49:45.269
8 -	22.911	103.5	43.614	117.5	15.770	98.3	1:22.295	86.57	3.668	17:51:07.564
9 -	22.791	106.1	42.033	123.8	13.918	102.6	1:18.742 (2)	90.48	0.115	17:52:26.306
10 -	22.920	105.5	42.428	121.1	14.030	102.6	1:19.378	89.75	0.751	17:53:45.684
11 -	22.816	104.0	42.699	123.1	14.196	101.6	1:19.711	89.38	1.084	17:55:05.395
12 -	22.695	105.6	42.305	122.4	14.094	101.0	1:19.094	90.07	0.467	17:56:24.489
13 -	22.703	102.9	42.479	120.6	13.870	102.7	1:19.052	90.12	0.425	17:57:43.541
14 -	22.661	104.3	42.377	119.6	14.203	100.3	1:19.241	89.91	0.614	17:59:02.782
15 -	22.612	106.3	42.497	116.5	14.223	100.9	1:19.332	89.80	0.705	18:00:22.114
16 -	22.538	107.0	42.220	120.0	13.869	102.1	1:18.627 (1)	90.61		18:01:40.741
17 -	23.176	102.1	42.379	119.1	14.300	99.2	1:19.855	89.21	1.228	18:03:00.596
18 -	22.941	105.5	42.342	122.0	14.110	100.7	1:19.393	89.73	0.766	18:04:19.989
19 -	23.050	104.3	42.717	120.0	14.023	102.7	1:19.790	89.29	1.163	18:05:39.779

Porsche Club Championship with Pirelli

RACE 16 - SECTOR ANALYSIS



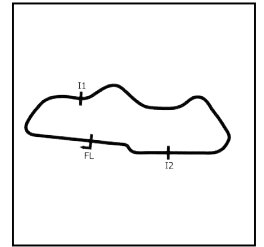
SECTOR 1 = FL to I1, SECTOR 2 = I1 to I2, SECTOR 3 = I2 to FL, DIFF = Difference To Personal Best Lap, P = Crossed Finish Line in Pit Lane, D = Time Disallowed

P17 52 AM		Darren LABBETT				Boxster 986 S				
IDEAL LAP TIME : 1:18.133		BEST LAP TIME : 1:18.564				DIFFERENCE : 0.431				
LAP	SECTOR 1		SECTOR 2		SECTOR 3		LAP TIME	MPH	DIFF	TIME OF DAY
1 -		90.4	46.212	118.5	14.282	99.1	1:30.294	78.90	11.730	17:39:49.854
2 -	23.400	98.6	47.299	55.2	19.792	86.2	1:30.491	78.73	11.927	17:41:20.345
3 -	27.161	78.3	1:24.030	45.6	25.312	43.5	2:16.503	52.19	57.939	17:43:36.848
4 -	37.995	53.1	1:17.239	58.3	16.861	97.5	2:12.095	53.93	53.531	17:45:48.943
5 -	23.697	99.7	42.157	117.9	13.945	96.6	1:19.799	89.28	1.235	17:47:08.742
6 -	23.192	91.5	42.527	118.1	13.956	99.2	1:19.675	89.42	1.111	17:48:28.417
7 -	22.811	103.8	42.155	117.5	14.264	98.5	1:19.230	89.92	0.666	17:49:47.647
8 -	22.552	104.8	42.002	117.9	15.982	94.5	1:20.536	88.46	1.972	17:51:08.183
9 -	22.667	106.1	41.913	117.9	13.984	99.7	1:18.564 (1)	90.68		17:52:26.747
10 -	22.855	102.2	42.302	116.3	14.320	99.1	1:19.477	89.64	0.913	17:53:46.224
11 -	22.628	103.8	42.970	116.5	13.893	99.2	1:19.491	89.62	0.927	17:55:05.715
12 -	22.761	102.4	42.307	116.3	14.117	98.5	1:19.185	89.97	0.621	17:56:24.900
13 -	22.891	104.6	42.600	117.5	13.668	100.1	1:19.159 (3)	90.00	0.595	17:57:44.059
14 -	22.768	103.8	42.274	116.9	13.990	98.9	1:19.032 (2)	90.14	0.468	17:59:03.091
15 -	22.830	103.7	42.317	116.5	14.169	99.1	1:19.316	89.82	0.752	18:00:22.407
16 -	23.022	103.2	42.608	116.5	13.985	97.8	1:19.615	89.48	1.051	18:01:42.022
17 -	23.092	102.4	42.494	116.5	13.894	99.1	1:19.480	89.64	0.916	18:03:01.502
18 -	22.824	103.2	42.356	118.3	14.083	98.2	1:19.263	89.88	0.699	18:04:20.765
19 -	23.108	102.9	42.621	116.9	13.980	98.9	1:19.709	89.38	1.145	18:05:40.474

P18 15 AM		Shiraz KHAN				Boxster 986 S				
IDEAL LAP TIME : 1:19.515		BEST LAP TIME : 1:19.707				DIFFERENCE : 0.192				
LAP	SECTOR 1		SECTOR 2		SECTOR 3		LAP TIME	MPH	DIFF	TIME OF DAY
1 -		87.6	46.314	115.1	14.177	97.2	1:31.510	77.85	11.803	17:39:51.070
2 -	24.530	94.9	46.929	65.2	19.908	82.8	1:31.367	77.97	11.660	17:41:22.437
3 -	26.713	73.9	1:24.920	46.7	24.827	51.5	2:16.460	52.21	56.753	17:43:38.897
4 -	37.390	59.0	1:16.926	51.1	17.483	94.9	2:11.799	54.05	52.092	17:45:50.696
5 -	23.321	102.6	43.177	114.5	14.020	97.3	1:20.518	88.48	0.811	17:47:11.214
6 -	23.283	100.9	43.958	113.9	14.145	97.8	1:21.386	87.54	1.679	17:48:32.600
7 -	23.017	109.1	43.081	113.7	14.127	96.9	1:20.225	88.80	0.518	17:49:52.825
8 -	23.118	107.5	42.952	113.5	14.114	96.5	1:20.184	88.85	0.477	17:51:13.009
9 -	23.155	100.1	43.009	112.9	13.991	97.3	1:20.155	88.88	0.448	17:52:33.164
10 -	23.008	108.5	42.734	113.5	14.050	97.1	1:19.792 (2)	89.29	0.085	17:53:52.956
11 -	23.140	105.3	43.018	112.7	14.107	96.9	1:20.265	88.76	0.558	17:55:13.221
12 -	23.197	107.5	43.050	112.7	14.000	97.1	1:20.247	88.78	0.540	17:56:33.468
13 -	23.615	103.2	43.170	112.9	13.923	96.6	1:20.708	88.27	1.001	17:57:54.176
14 -	23.158	97.8	43.227	112.9	14.033	96.5	1:20.418	88.59	0.711	17:59:14.594
15 -	23.118	104.6	42.726	112.9	14.084	96.0	1:19.928 (3)	89.13	0.221	18:00:34.522
16 -	23.324	103.5	44.213	113.1	14.040	96.9	1:21.577	87.33	1.870	18:01:56.099
17 -	23.338	103.8	43.748	113.5	13.947	97.6	1:21.033	87.92	1.326	18:03:17.132
18 -	22.866	106.8	42.853	114.1	13.988	96.4	1:19.707 (1)	89.38		18:04:36.839

Porsche Club Championship with Pirelli

RACE 16 - SECTOR ANALYSIS



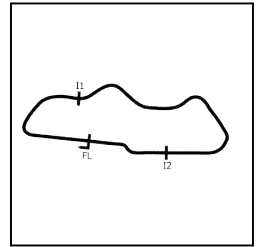
SECTOR 1 = FL to I1, SECTOR 2 = I1 to I2, SECTOR 3 = I2 to FL, DIFF = Difference To Personal Best Lap, P = Crossed Finish Line in Pit Lane, D = Time Disallowed

P19 28 AM		Jessica WILKINSON					Boxster 986 S				
IDEAL LAP TIME : 1:19.404		BEST LAP TIME : 1:19.597					DIFFERENCE : 0.193				
LAP	SECTOR 1		SECTOR 2		SECTOR 3		LAP TIME	MPH	DIFF	TIME OF DAY	
1 -		88.5	47.624	113.7	14.701	93.3	1:34.435	75.44	14.838	17:39:53.995	
2 -	24.770	95.0	47.504	82.7	19.513	84.4	1:31.787	77.62	12.190	17:41:25.782	
3 -	26.843	88.3	1:23.997	53.5	25.127	55.9	2:15.967	52.39	56.370	17:43:41.749	
4 -	37.251	64.2	1:16.666	63.5	18.100	93.8	2:12.017	53.96	52.420	17:45:53.766	
5 -	24.052	101.3	43.521	116.7	14.271	97.3	1:21.844	87.05	2.247	17:47:15.610	
6 -	23.351	103.2	43.444	116.3	15.076	93.7	1:21.871	87.02	2.274	17:48:37.481	
7 -	23.526	102.6	43.276	116.3	14.366	96.6	1:21.168	87.77	1.571	17:49:58.649	
8 -	23.421	105.3	43.993	112.2	14.226	97.2	1:21.640	87.26	2.043	17:51:20.289	
9 -	24.662	104.0	43.014	115.9	14.343	96.2	1:22.019	86.86	2.422	17:52:42.308	
10 -	23.304	108.2	42.705	115.3	14.193	97.1	1:20.202	88.83	0.605	17:54:02.510	
11 -	23.236	108.2	42.528	115.1	14.204	96.5	1:19.968 (3)	89.09	0.371	17:55:22.478	
12 -	23.364	105.0	42.314	115.5	13.973	98.1	1:19.651 (2)	89.44	0.054	17:56:42.129	
13 -	23.175	102.1	42.485	115.9	13.937	97.6	1:19.597 (1)	89.50		17:58:01.726	
14 -	23.191	104.6	42.307	115.5	14.524	94.2	1:20.022	89.03	0.425	17:59:21.748	
15 -	23.160	105.6	42.971	115.3	18.416	69.9	1:24.547	84.26	4.950	18:00:46.295	
16 -	25.112	104.3	43.774	114.5	14.361	97.3	1:23.247	85.58	3.650	18:02:09.542	
17 -	23.254	105.8	42.378	115.7	14.413	96.8	1:20.045	89.00	0.448	18:03:29.587	
18 -	23.611	103.7	42.605	115.5	14.336	97.6	1:20.552	88.44	0.955	18:04:50.139	

P20 56 AM		Jason BROWN					Boxster 986 S				
IDEAL LAP TIME : 1:21.430		BEST LAP TIME : 1:21.922					DIFFERENCE : 0.492				
LAP	SECTOR 1		SECTOR 2		SECTOR 3		LAP TIME	MPH	DIFF	TIME OF DAY	
1 -		88.8	46.435	109.2	14.989		1:32.979	76.62	11.057	17:39:52.539	
2 -	25.138	101.3	46.622	69.7	19.401		1:31.161	78.15	9.239	17:41:23.700	
3 -	26.520	74.6	1:24.831	48.8	25.026		2:16.377	52.24	54.455	17:43:40.077	
4 -	37.313	62.6	1:16.746	54.1	17.343	89.9	2:11.402	54.22	49.480	17:45:51.479	
5 -	23.895	104.2	43.952	115.3	15.096		1:22.943	85.89	1.021	17:47:14.422	
6 -	23.549	104.3	43.645	109.2	16.831		1:24.025	84.79	2.103	17:48:38.447	
7 -	23.752	103.2	43.951	109.6	14.730		1:22.433 (2)	86.42	0.511	17:50:00.880	
8 -	23.503	103.0	43.729	109.1	14.690		1:21.922 (1)	86.96		17:51:22.802	
9 -	23.842	104.5	44.195	108.5	14.440		1:22.477 (3)	86.38	0.555	17:52:45.279	
10 -	23.491	105.1	45.112	107.8	14.933		1:23.536	85.28	1.614	17:54:08.815	
11 -	24.238	100.3	44.334	107.2	14.914		1:23.486	85.33	1.564	17:55:32.301	
12 -	24.003	104.8	44.678	109.2	14.688		1:23.369	85.45	1.447	17:56:55.670	
13 -	24.317	110.9	44.253	108.4	17.560		1:26.130	82.71	4.208	17:58:21.800	
14 -	23.879	103.2	45.951	103.5	15.013	90.6	1:24.843	83.97	2.921	17:59:46.643	
15 -	24.002	103.2	44.383	106.6	14.596		1:22.981	85.85	1.059	18:01:09.624	
16 -	23.987	104.8	44.389	109.2	14.691		1:23.067	85.76	1.145	18:02:32.691	
17 -	23.650	106.1	44.563	110.1	14.800		1:23.013	85.82	1.091	18:03:55.704	
18 -	24.753	106.5	44.611	109.8	14.294		1:23.658	85.16	1.736	18:05:19.362	

Porsche Club Championship with Pirelli

RACE 16 - SECTOR ANALYSIS



SECTOR 1 = FL to I1, SECTOR 2 = I1 to I2, SECTOR 3 = I2 to FL, DIFF = Difference To Personal Best Lap, P = Crossed Finish Line in Pit Lane, D = Time Disallowed

P21		1 CH		Paul SIMPSON			Porsche Cayman 987.2			
IDEAL LAP TIME : 1:16.092		BEST LAP TIME : 1:16.835			DIFFERENCE : 0.743					
LAP	SECTOR 1		SECTOR 2		SECTOR 3		LAP TIME	MPH	DIFF	TIME OF DAY
1 -		86.4	44.136	121.5	14.044	101.6	1:28.503	80.50	11.668	17:39:48.063
2 -	22.824	101.9	47.769	61.9	19.156	87.3	1:29.749	79.38	12.914	17:41:17.812
3 -	27.616	65.2	1:23.064	49.2	25.322	55.5	2:16.002	52.38	59.167	17:43:33.814
4 -	38.828	53.9	1:16.594	66.7	16.904	99.8	2:12.326	53.84	55.491	17:45:46.140
5 -	22.582	102.9	41.447	120.6	14.134	100.6	1:18.163	91.15	1.328	17:47:04.303
6 -	22.120	105.3	41.589	122.0	13.504	103.8	1:17.213	92.27	0.378	17:48:21.516
7 -	22.128	98.5	41.842	122.6	13.623	101.9	1:17.593	91.82	0.758	17:49:39.109
8 -	22.138	106.5	40.863	122.0	14.123	97.2	1:17.124	92.37	0.289	17:50:56.233
9 -	22.209	107.7	40.816	123.8	13.893	100.7	1:16.918 (3)	92.62	0.083	17:52:13.151
10 -	22.371	109.8	41.052	121.3	13.456	102.4	1:16.879 (2)	92.67	0.044	17:53:30.030
11 -	22.074	109.4	40.857	119.8	14.172	100.0	1:17.103	92.40	0.268	17:54:47.133
12 -	22.562	90.4	41.767	122.0	13.249	103.5	1:17.578	91.83	0.743	17:56:04.711
13 -	22.027	110.7	41.431	122.2	13.377	101.9	1:16.835 (1)	92.72		17:57:21.546
14 -	22.034	110.0	47.265	122.2	13.514	100.7	1:22.813	86.03	5.978	17:58:44.359
15 -	22.407	109.2	41.777	119.8	13.580	101.9	1:17.764	91.61	0.929	18:00:02.123
16 -	22.235	102.4	41.513	121.3	13.865	100.4	1:17.613	91.79	0.778	18:01:19.736
17 -	22.372	109.4	41.057	120.2	13.668	100.3	1:17.097	92.41	0.262	18:02:36.833
18 -	24.001	91.9	42.836	121.3	IN PIT		1:27.250 P	81.65	10.415	18:04:04.083

P22		5 AM		Brian RICHARDSON			Boxster 986			
IDEAL LAP TIME : 1:20.932		BEST LAP TIME : 1:21.107			DIFFERENCE : 0.175					
LAP	SECTOR 1		SECTOR 2		SECTOR 3		LAP TIME	MPH	DIFF	TIME OF DAY
1 -		78.6	47.458	113.9	15.009	94.5	1:33.913	75.86	12.806	17:39:53.473
2 -	24.942	95.5	47.525	87.1	19.529	82.0	1:31.996	77.44	10.889	17:41:25.469
3 -	26.830	88.0	1:23.750	52.9	25.190	54.6	2:15.770	52.47	54.663	17:43:41.239
4 -	37.259	63.3	1:16.662	56.2	17.471	95.3	2:11.392	54.22	50.285	17:45:52.631
5 -	23.870	99.8	44.494	116.3	14.249	96.1	1:22.613 (3)	86.24	1.506	17:47:15.244
6 -	23.471	100.0	43.478	116.5	14.807	93.8	1:21.756 (2)	87.14	0.649	17:48:37.000
7 -	23.646	102.6	43.217	115.5	14.244	94.3	1:21.107 (1)	87.84		17:49:58.107
8 -	23.539	103.2	46.431	72.3	IN PIT		1:36.399 P	73.90	15.292	17:51:34.506

Porsche Club Championship with Pirelli

RACE 16 - BEST SECTORS

SECTOR 1			SECTOR 2			SECTOR 3			IDEAL / BEST COMPARISON						
POS	NO	NAME	TIME	NO	NAME	TIME	NO	NAME	TIME	POS	NO	NAME	IDEAL	BEST	DIFF
													PERFECT LAP	1:13.959	
1	14	MCAL EER	21.368	14	MCAL EER	39.636	23	CLARK	12.955	1	14	MCAL EER	1:14.128	1:14.337	0.209
2	23	CLARK	21.412	23	CLARK	39.866	11	CALEY	13.071	2	23	CLARK	1:14.233	1:14.371	0.138
3	11	CALEY	21.459	144	MCAL EER	39.973	85	BAYSTON	13.091	3	144	MCAL EER	1:14.598	1:14.697	0.099
4	2	MORRIS	21.466	32	HAYES	40.027	144	MCAL EER	13.109	4	11	CALEY	1:14.819	1:15.247	0.428
5	144	MCAL EER	21.516	2	MORRIS	40.138	14	MCAL EER	13.124	5	2	MORRIS	1:14.848	1:15.307	0.459
6	32	HAYES	21.765	80	CALEY	40.170	32	HAYES	13.132	6	32	HAYES	1:14.924	1:15.263	0.339
7	9	DYER	21.795	11	CALEY	40.289	80	CALEY	13.146	7	80	CALEY	1:15.163	1:15.547	0.384
8	80	CALEY	21.847	9	DYER	40.728	22	EVANS	13.187	8	9	DYER	1:15.771	1:15.924	0.153
9	74	BRYAN	21.848	85	BAYSTON	40.800	2	MORRIS	13.244	9	85	BAYSTON	1:15.790	1:16.239	0.449
10	85	BAYSTON	21.899	1	SIMPSON	40.816	9	DYER	13.248	10	1	SIMPSON	1:16.092	1:16.835	0.743
11	26	BURKE	21.995	10	MORRIS	40.827	1	SIMPSON	13.249	11	74	BRYAN	1:16.327	1:16.538	0.211
12	1	SIMPSON	22.027	26	BURKE	41.002	74	BRYAN	13.406	12	10	MORRIS	1:16.395	1:16.869	0.474
13	10	MORRIS	22.048	74	BRYAN	41.073	70	ARCHER	13.425	13	26	BURKE	1:16.536	1:16.875	0.339
14	22	EVANS	22.049	70	ARCHER	41.161	44	PORTER	13.471	14	22	EVANS	1:16.618	1:16.652	0.034
15	70	ARCHER	22.243	44	PORTER	41.285	10	MORRIS	13.520	15	70	ARCHER	1:16.829	1:16.829	0.000
16	44	PORTER	22.354	22	EVANS	41.382	26	BURKE	13.539	16	44	PORTER	1:17.110	1:17.288	0.178
17	45	SEAGRAVE	22.538	52	LABBETT	41.913	52	LABBETT	13.668	17	52	LABBETT	1:18.133	1:18.564	0.431
18	52	LABBETT	22.552	45	SEAGRAVE	42.033	45	SEAGRAVE	13.869	18	45	SEAGRAVE	1:18.440	1:18.627	0.187
19	15	KHAN	22.866	28	WILKINSON	42.307	15	KHAN	13.923	19	28	WILKINSON	1:19.404	1:19.597	0.193
20	28	WILKINSON	23.160	15	KHAN	42.726	28	WILKINSON	13.937	20	15	KHAN	1:19.515	1:19.707	0.192
21	5	RICHARDSON	23.471	5	RICHARDSON	43.217	5	RICHARDSON	14.244	21	5	RICHARDSON	1:20.932	1:21.107	0.175
22	56	BROWN	23.491	56	BROWN	43.645	56	BROWN	14.294	22	56	BROWN	1:21.430	1:21.922	0.492
23															

Porsche Club Championship with Pirelli

RACE 16 - BEST SPEEDS

POS	INTERMEDIATE 1			INTERMEDIATE 2			FINISH LINE		
	NO	NAME	MPH	NO	NAME	MPH	NO	NAME	MPH
1	22	EVANS	118.5	23	CLARK	128.8	23	CLARK	109.1
2	11	CALEY	117.5	14	MCALFEER	128.8	14	MCALFEER	108.2
3	144	MCALFEER	116.7	144	MCALFEER	127.8	144	MCALFEER	108.0
4	26	BURKE	114.5	74	BRYAN	126.3	11	CALEY	107.2
5	23	CLARK	114.3	10	MORRIS	126.1	2	MORRIS	107.0
6	32	HAYES	113.7	11	CALEY	125.9	10	MORRIS	106.0
7	44	PORTER	113.5	2	MORRIS	125.6	32	HAYES	105.6
8	80	CALEY	112.5	32	HAYES	125.2	74	BRYAN	105.0
9	2	MORRIS	112.4	85	BAYSTON	124.9	22	EVANS	104.8
10	85	BAYSTON	111.1	22	EVANS	124.5	85	BAYSTON	104.3
11	56	BROWN	110.9	45	SEAGRAVE	124.0	9	DYER	104.2
12	1	SIMPSON	110.7	1	SIMPSON	123.8	1	SIMPSON	103.8
13	14	MCALFEER	110.3	9	DYER	122.9	80	CALEY	103.7
14	74	BRYAN	109.2	26	BURKE	122.6	45	SEAGRAVE	103.2
15	15	KHAN	109.1	80	CALEY	122.0	26	BURKE	103.0
16	10	MORRIS	108.2	70	ARCHER	119.1	70	ARCHER	100.7
17	28	WILKINSON	108.2	52	LABBETT	118.5	44	PORTER	100.1
18	45	SEAGRAVE	107.0	44	PORTER	118.1	52	LABBETT	100.1
19	9	DYER	106.1	28	WILKINSON	116.7	28	WILKINSON	98.1
20	52	LABBETT	106.1	5	RICHARDSON	116.5	15	KHAN	97.8
21	70	ARCHER	105.1	56	BROWN	115.3	5	RICHARDSON	96.1
22	5	RICHARDSON	103.2	15	KHAN	115.1	56	BROWN	90.6
23	12	CALLENDER	91.9						
24									

Porsche Club Championship with Pirelli

RACE 16 - STATISTICS

Competitors Started	23
Planned Start	2024-04-21 @ 17:45:00.000
Actual Start	2024-04-21 @ 17:38:19.559
Finish Time	2024-04-21 @ 18:04:22.029
Track Length	1.9790mi.
Total Laps	404
Total Distance Covered	799.5431mi.

Session Fastest Lap History

NO	CL	NAME	LAP TIME	TIME OF DAY	LAP	VEHICLE
23	CH	Simon CLARK	1:19.338	17:39:38.901	1	Porsche 997 Carrera S
23	CH	Simon CLARK	1:15.362	17:46:54.348	5	Porsche 997 Carrera S
14	CH	Mark MCALEER	1:15.320	17:46:55.401	5	Porsche 997 C2S
23	CH	Simon CLARK	1:14.502	17:48:08.849	6	Porsche 997 Carrera S
14	CH	Mark MCALEER	1:14.352	17:50:39.096	8	Porsche 997 C2S
14	CH	Mark MCALEER	1:14.337	17:54:22.883	11	Porsche 997 C2S

Session Leader History

NO	CL	NAME	FROM LAP	LAPS LED	DISTANCE	VEHICLE
23	CH	Simon CLARK	1	19	37.56 miles	Porsche 997 Carrera S

Flag History

TYPE	TIME OF DAY
GREEN	17:38:19.559
SAFETY	17:40:02.752
GREEN	17:45:37.332
FINISH	18:04:22.029

Flag Statistics

TYPE	COUNT	TOTAL LAPS	TOTAL TIME
Green	2	17	21:58.880
Red	0	0	0.000
Safety Car	1	2	5:34.580
FCY	0	0	0.000

Porsche Club Championship with Pirelli

RACE 16 - STATISTICS

CLASS : AM

8 Starters

Fastest Lap History

NO	NAME	LAP TIME	TIME OF DAY	LAP	VEHICLE
44	Andrew PORTER	1:29.872	17:39:49.432	1	Boxster 986 S
44	Andrew PORTER	1:19.318	17:47:07.399	5	Boxster 986 S
44	Andrew PORTER	1:18.780	17:48:26.179	6	Boxster 986 S
70	Angus ARCHER	1:18.318	17:48:27.104	6	Boxster 986 S
70	Angus ARCHER	1:17.766	17:51:03.793	8	Boxster 986 S
70	Angus ARCHER	1:17.540	17:52:21.333	9	Boxster 986 S
44	Andrew PORTER	1:17.288	17:54:58.174	11	Boxster 986 S
70	Angus ARCHER	1:16.829	17:56:14.563	12	Boxster 986 S

Leader History

NO	NAME	FROM LAP	LAPS LED	DISTANCE	VEHICLE
44	Andrew PORTER	1	6	11.83 miles	Boxster 986 S
70	Angus ARCHER	7	13	25.72 miles	Boxster 986 S

Porsche Club Championship with Pirelli

RACE 16 - STATISTICS

CLASS : CH

15 Starters

Fastest Lap History

NO	NAME	LAP TIME	TIME OF DAY	LAP	VEHICLE
23	Simon CLARK	1:19.338	17:39:38.901	1	Porsche 997 Carrera S
23	Simon CLARK	1:15.362	17:46:54.348	5	Porsche 997 Carrera S
14	Mark MCALEER	1:15.320	17:46:55.401	5	Porsche 997 C2S
23	Simon CLARK	1:14.502	17:48:08.849	6	Porsche 997 Carrera S
14	Mark MCALEER	1:14.352	17:50:39.096	8	Porsche 997 C2S
14	Mark MCALEER	1:14.337	17:54:22.883	11	Porsche 997 C2S

Leader History

NO	NAME	FROM LAP	LAPS LED	DISTANCE	VEHICLE
23	Simon CLARK	1	19	37.56 miles	Porsche 997 Carrera S