



# Porsche Club



## Motorsport



# PETRO-CANADA LUBRICANTS PORSCHE CLUB CHAMPIONSHIP WITH PIRELLI



ROUND 4  
Oulton Park  
9<sup>th</sup> July 2022



Timing & Results Provided by Timing Solutions Ltd

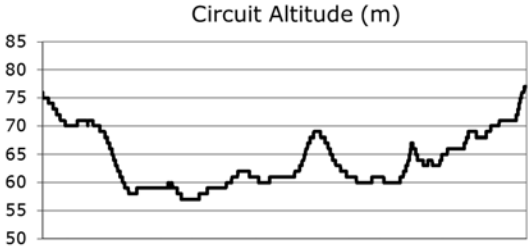
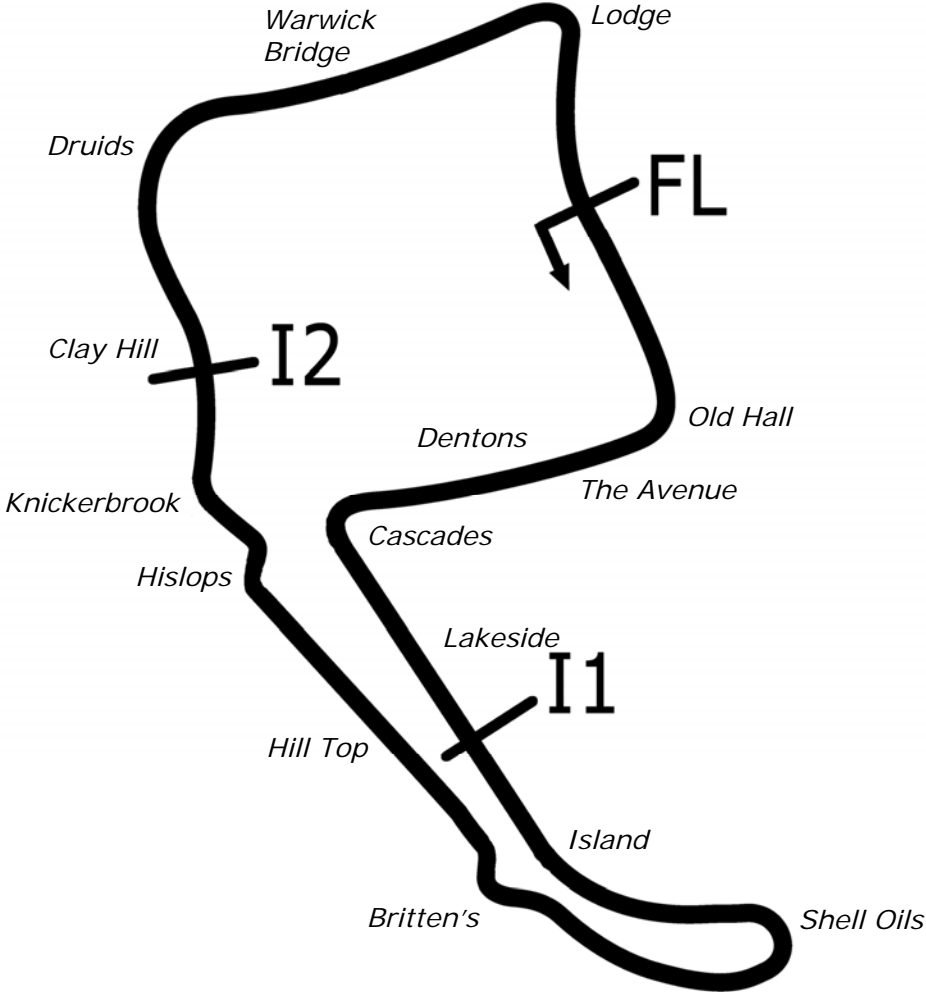
[www.tsl-timing.com](http://www.tsl-timing.com)

# Oulton Park International



SPORTS TIMING

TIMING SOLUTIONS LTD



Length	2.6920 miles	4332.4 m	
FL		53.17997 N	2.61294 W
I1	1163m	53.17248 N	2.61631 W
I2	3066m	53.17830 N	2.62040 W
Pit Entry	4314m	53.18011 N	2.61306 W
Pit Exit	180m after FL	53.17836 N	2.61232 W
Pit Entry-Pit Exit 199m, 14.3s @50kph, 11.9s @60kph			

All results available at [www.tsl-timing.com](http://www.tsl-timing.com)

# Petro-Canada Lubricants Porsche Club Championship with Pirelli

## QUALIFYING - RACE 5 - CLASSIFICATION

POS	NO	CL	PIC NAME	ENTRY	TIME	ON	LAPS	GAP	DIFF	MPH
1	23	1	1 Simon CLARK	Porsche 996 C2	1:48.949	4	8			88.95
2	1	1	2 Matt KYLE-HENNEY	Porsche Cayman S	1:49.643	7	11	0.694	0.694	88.38
3	9	1	3 Chris DYER	Porsche Cayman S	1:49.756	4	10	0.807	0.113	88.29
4	11	1	4 James CALEY	Porsche 997 C2S	1:50.091	6	11	1.142	0.335	88.02
5	2*	1	5 Peter MORRIS	Porsche 997 C2S	1:50.138	3	9	1.189	0.047	87.99
6	80*	1	6 Bill CALEY	Porsche Cayman S	1:50.244	5	11	1.295	0.106	87.90
7	16	1	7 Kevin HARRISON	Porsche 996 C2	1:51.272	4	10	2.323	1.028	87.09
8	62	1	8 Neil DELARGY	Porsche 997 C2S	1:51.428	4	11	2.479	0.156	86.97
9	85	1	9 Richard BAYSTON	Porsche 996 C2	1:52.301	5	10	3.352	0.873	86.29
10	47	2	1 James COLEMAN	Porsche Boxster S	1:52.829	8	9	3.880	0.528	85.89
11	17	1	10 Andrew MUGGERIDGE	Porsche 996 C2	1:53.850	11	11	4.901	1.021	85.12
12	70	2	2 Angus ARCHER	Porsche Boxster S	1:54.001	9	9	5.052	0.151	85.01
13	30*	2	3 Chris ASTLEY	Porsche Boxster S	1:54.078	8	10	5.129	0.077	84.95
14	91	2	4 Colin TESTER	Porsche Boxster S	1:54.510	4	7	5.561	0.432	84.63
15	44	2	5 Andrew PORTER	Porsche Boxster S	1:55.500	8	10	6.551	0.990	83.90
16	88	2	6 Paul SIMPSON	Porsche Boxster S	1:55.558	5	10	6.609	0.058	83.86
17	24	2	7 Carl HAZELTON	Porsche Boxster S	1:55.777	8	10	6.828	0.219	83.70
18	45	1	11 Paul SEAGRAVE	Porsche 996 C2	1:55.788	8	10	6.839	0.011	83.69
19	10	2	8 Julian MORRIS	Porsche Boxster S	1:57.816	7	10	8.867	2.028	82.25

No. 2, 80 - 1 Lap time disallowed; exceeding track limits.

No. 30 - 2 Lap times disallowed; exceeding track limits.

Weather / Track : Cloudy / Dry

These results are provisional until the conclusion of any judicial and technical matters.

Oulton Park International: 2.6920 miles  
Date: 09/07/2022 Start: 10:57 Finish: 11:17

Clerk Of Course :

*Joe East*

Stewards :

Timekeeper :

*Eric Coucell*

# Petro-Canada Lubricants Porsche Club Championship with Pirelli

## QUALIFYING - RACE 9 - 2ND FASTEST CLASSIFICATION

POS	NO	CL	PIC NAME	ENTRY	TIME	ON	LAPS	GAP	DIFF	MPH
1	23	1	1 Simon CLARK	Porsche 996 C2	1:49.312	6	8			88.65
2	2*	1	2 Peter MORRIS	Porsche 997 C2S	1:50.172	6	9	0.860	0.860	87.96
3	1	1	3 Matt KYLE-HENNEY	Porsche Cayman S	1:50.222	8	11	0.910	0.050	87.92
4	9	1	4 Chris DYER	Porsche Cayman S	1:50.259	5	10	0.947	0.037	87.89
5	11	1	5 James CALEY	Porsche 997 C2S	1:50.301	4	11	0.989	0.042	87.86
6	80*	1	6 Bill CALEY	Porsche Cayman S	1:50.596	3	11	1.284	0.295	87.62
7	16	1	7 Kevin HARRISON	Porsche 996 C2	1:51.924	6	10	2.612	1.328	86.58
8	62	1	8 Neil DELARGY	Porsche 997 C2S	1:51.992	7	11	2.680	0.068	86.53
9	85	1	9 Richard BAYSTON	Porsche 996 C2	1:52.365	6	10	3.053	0.373	86.24
10	47	2	1 James COLEMAN	Porsche Boxster S	1:53.318	4	9	4.006	0.953	85.52
11	17	1	10 Andrew MUGGERIDGE	Porsche 996 C2	1:53.858	3	11	4.546	0.540	85.11
12	70	2	2 Angus ARCHER	Porsche Boxster S	1:54.615	8	9	5.303	0.757	84.55
13	30*	2	3 Chris ASTLEY	Porsche Boxster S	1:55.115	7	10	5.803	0.500	84.18
14	88	2	4 Paul SIMPSON	Porsche Boxster S	1:55.623	7	10	6.311	0.508	83.81
15	91	2	5 Colin TESTER	Porsche Boxster S	1:55.995	2	7	6.683	0.372	83.54
16	45	1	11 Paul SEAGRAVE	Porsche 996 C2	1:56.019	9	10	6.707	0.024	83.53
17	24	2	6 Carl HAZELTON	Porsche Boxster S	1:56.230	10	10	6.918	0.211	83.38
18	44	2	7 Andrew PORTER	Porsche Boxster S	1:56.508	4	10	7.196	0.278	83.18
19	10	2	8 Julian MORRIS	Porsche Boxster S	1:58.534	10	10	9.222	2.026	81.75

No. 2, 80 - 1 Lap time disallowed; exceeding track limits.

No. 30 - 2 Lap times disallowed; exceeding track limits.

Weather / Track : Cloudy / Dry

These results are provisional until the conclusion of any judicial and technical matters.

Oulton Park International: 2.6920 miles  
Date: 09/07/2022 Start: 10:57 Finish: 11:17

Clerk Of Course :

*Joe East*

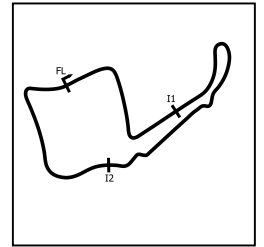
Stewards :

Timekeeper :

*Eric Coucell*

# Petro-Canada Lubricants Porsche Club Championship with Pirelli

## QUALIFYING - RACE 5 - SECTOR ANALYSIS



SECTOR 1 = FL to I1, SECTOR 2 = I1 to I2, SECTOR 3 = I2 to FL, DIFF = Difference To Personal Best Lap, P = Crossed Finish Line in Pit Lane, D = Time Disallowed

P1		23 1		Simon CLARK		Porsche 996 C2	
IDEAL LAP TIME : 1:48.938		BEST LAP TIME : 1:48.949		DIFFERENCE : 0.011			
LAP	SECTOR 1	SECTOR 2	SECTOR 3	LAP TIME	MPH	DIFF	TIME OF DAY
1 -	OUTLAP	1:00.301	32.905				10:59:48.895
2 -	27.345	52.949	29.912	1:50.206	87.93	1.257	11:01:39.101
3 -	27.009	52.649	29.911	1:49.569	88.44	0.620	11:03:28.670
4 -	<b>26.901</b>	<b>52.191</b>	29.857	<b>1:48.949 (1)</b>	<b>88.95</b>		<b>11:05:17.619</b>
5 -	27.284	52.460	<b>29.846</b>	1:49.590	88.43	0.641	11:07:07.209
6 -	27.027	52.429	29.856	1:49.312 (2)	88.65	0.363	11:08:56.521
7 -	27.039	52.454	30.006	1:49.499 (3)	88.50	0.550	11:10:46.020
8 -	27.039	52.526	IN PIT	1:55.791 P	83.69	6.842	11:12:41.811

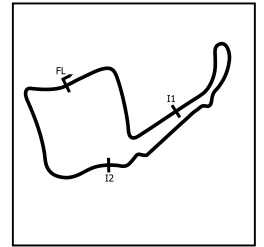
P2		1 1		Matt KYLE-HENNEY		Porsche Cayman S	
IDEAL LAP TIME : 1:49.555		BEST LAP TIME : 1:49.643		DIFFERENCE : 0.088			
LAP	SECTOR 1	SECTOR 2	SECTOR 3	LAP TIME	MPH	DIFF	TIME OF DAY
1 -	OUTLAP	1:06.176	38.037				11:00:29.779
2 -	28.342	53.940	33.769	1:56.051	83.50	6.408	11:02:25.830
3 -	27.572	53.819	31.249	1:52.640	86.03	2.997	11:04:18.470
4 -	27.467	53.136	31.044	1:51.647	86.80	2.004	11:06:10.117
5 -	28.410	55.010	30.390	1:53.810	85.15	4.167	11:08:03.927
6 -	28.670	52.829	30.391	1:51.890	86.61	2.247	11:09:55.817
7 -	27.042	<b>52.499</b>	<b>30.102</b>	<b>1:49.643 (1)</b>	<b>88.38</b>		<b>11:11:45.460</b>
8 -	27.003	52.986	30.233	1:50.222 (2)	87.92	0.579	11:13:35.682
9 -	27.400	53.397	32.279	1:53.076	85.70	3.433	11:15:28.758
10 -	<b>26.954</b>	53.313	30.414	1:50.681 (3)	87.56	1.038	11:17:19.439
11 -	27.239	53.907	32.831	1:53.977	85.02	4.334	11:19:13.416

P3		9 1		Chris DYER		Porsche Cayman S	
IDEAL LAP TIME : 1:49.633		BEST LAP TIME : 1:49.756		DIFFERENCE : 0.123			
LAP	SECTOR 1	SECTOR 2	SECTOR 3	LAP TIME	MPH	DIFF	TIME OF DAY
1 -	OUTLAP	1:02.600	32.968				10:59:56.859
2 -	28.006	53.575	30.018	1:51.599	86.84	1.843	11:01:48.458
3 -	27.695	53.814	<b>29.854</b>	1:51.363	87.02	1.607	11:03:39.821
4 -	<b>27.092</b>	<b>52.687</b>	29.977	<b>1:49.756 (1)</b>	<b>88.29</b>		<b>11:05:29.577</b>
5 -	27.359	52.743	30.157	1:50.259 (2)	87.89	0.503	11:07:19.836
6 -	28.380	57.581	IN PIT	2:02.720 P	78.97	12.964	11:09:22.556
7 -	OUTLAP	57.749	31.613	4:01.763	40.08	2:12.007	11:13:24.319
8 -	27.573	54.060	30.351	1:51.984	86.54	2.228	11:15:16.303
9 -	27.306	53.136	30.333	1:50.775 (3)	87.48	1.019	11:17:07.078
10 -	27.792	53.838	30.573	1:52.203	86.37	2.447	11:18:59.281

P4		11 1		James CALEY		Porsche 997 C2S	
IDEAL LAP TIME : 1:49.707		BEST LAP TIME : 1:50.091		DIFFERENCE : 0.384			
LAP	SECTOR 1	SECTOR 2	SECTOR 3	LAP TIME	MPH	DIFF	TIME OF DAY
1 -	OUTLAP	1:02.060	33.229				10:59:58.058
2 -	29.664	56.109	30.665	1:56.438	83.23	6.347	11:01:54.496
3 -	27.565	52.859	30.373	1:50.797	87.46	0.706	11:03:45.293
4 -	27.569	52.919	<b>29.813</b>	1:50.301 (2)	87.86	0.210	11:05:35.594
5 -	32.619	55.945	30.983	1:59.547	81.06	9.456	11:07:35.141
6 -	27.422	52.718	29.951	<b>1:50.091 (1)</b>	<b>88.02</b>		<b>11:09:25.232</b>
7 -	28.446	54.800	30.994	1:54.240	84.83	4.149	11:11:19.472
8 -	27.536	52.950	29.922	1:50.408 (3)	87.77	0.317	11:13:09.880
9 -	<b>27.328</b>	55.261	30.845	1:53.434	85.43	3.343	11:15:03.314
10 -	27.623	<b>52.566</b>	52.880	2:13.069	72.82	22.978	11:17:16.383
11 -	30.979	55.672	32.772	1:59.423	81.15	9.332	11:19:15.806

# Petro-Canada Lubricants Porsche Club Championship with Pirelli

## QUALIFYING - RACE 5 - SECTOR ANALYSIS



SECTOR 1 = FL to I1, SECTOR 2 = I1 to I2, SECTOR 3 = I2 to FL, DIFF = Difference To Personal Best Lap, P = Crossed Finish Line in Pit Lane, D = Time Disallowed

P5		2 1		Peter MORRIS		Porsche 997 C2S	
IDEAL LAP TIME : 1:49.918		BEST LAP TIME : 1:50.138		DIFFERENCE : 0.220			
LAP	SECTOR 1	SECTOR 2	SECTOR 3	LAP TIME	MPH	DIFF	TIME OF DAY
1 -	OUTLAP	1:00.821	33.886				10:59:52.463
2 -	28.060	55.174	30.184	1:53.418 D	85.44	3.280	11:01:45.881
3 -	27.308	53.070	<b>29.760</b>	<b>1:50.138 (1)</b>	<b>87.99</b>		<b>11:03:36.019</b>
4 -	27.463	53.367	29.780	1:50.610 (3)	87.61	0.472	11:05:26.629
5 -	27.445	53.954	30.677	1:52.076	86.47	1.938	11:07:18.705
6 -	27.331	<b>52.934</b>	29.907	1:50.172 (2)	87.96	0.034	11:09:08.877
7 -	28.772	1:01.466	IN PIT	2:12.339 P	73.23	22.201	11:11:21.216
8 -	OUTLAP	56.601	31.401	3:05.720	52.18	1:15.582	11:14:26.936
9 -	<b>27.224</b>	54.117	30.477	1:51.818	86.67	1.680	11:16:18.754

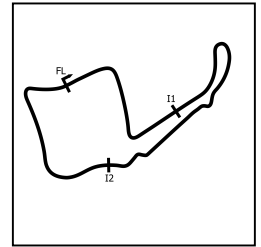
P6		80 1		Bill CALEY		Porsche Cayman S	
IDEAL LAP TIME : 1:49.702		BEST LAP TIME : 1:50.244		DIFFERENCE : 0.542			
LAP	SECTOR 1	SECTOR 2	SECTOR 3	LAP TIME	MPH	DIFF	TIME OF DAY
1 -	OUTLAP	1:01.993	33.771				10:59:59.550
2 -	29.182	55.917	32.647	1:57.746 D	82.30	7.502	11:01:57.296
3 -	27.360	53.214	<b>30.022</b>	1:50.596 (2)	87.62	0.352	11:03:47.892
4 -	27.727	54.049	30.297	1:52.073	86.47	1.829	11:05:39.965
5 -	27.166	<b>52.573</b>	30.505	<b>1:50.244 (1)</b>	<b>87.90</b>		<b>11:07:30.209</b>
6 -	27.522	53.324	30.621	1:51.467	86.94	1.223	11:09:21.676
7 -	<b>27.107</b>	52.965	31.020	1:51.092	87.23	0.848	11:11:12.768
8 -	27.128	53.074	30.515	1:50.717 (3)	87.53	0.473	11:13:03.485
9 -	29.814	56.880	34.389	2:01.083	80.03	10.839	11:15:04.568
10 -	27.195	53.092	36.393	1:56.680	83.05	6.436	11:17:01.248
11 -	27.120	53.326	30.359	1:50.805	87.46	0.561	11:18:52.053

P7		16 1		Kevin HARRISON		Porsche 996 C2	
IDEAL LAP TIME : 1:51.112		BEST LAP TIME : 1:51.272		DIFFERENCE : 0.160			
LAP	SECTOR 1	SECTOR 2	SECTOR 3	LAP TIME	MPH	DIFF	TIME OF DAY
1 -	OUTLAP	1:00.481	33.434				10:59:50.039
2 -	27.907	54.039	30.582	1:52.528	86.12	1.256	11:01:42.567
3 -	27.978	53.753	<b>30.280</b>	1:52.011 (3)	86.52	0.739	11:03:34.578
4 -	27.516	<b>53.368</b>	30.388	<b>1:51.272 (1)</b>	<b>87.09</b>		<b>11:05:25.850</b>
5 -	27.795	53.876	31.672	1:53.343	85.50	2.071	11:07:19.193
6 -	27.501	53.816	30.607	1:51.924 (2)	86.58	0.652	11:09:11.117
7 -	27.888	56.523	31.279	1:55.690	83.76	4.418	11:11:06.807
8 -	<b>27.464</b>	55.961	31.530	1:54.955	84.30	3.683	11:13:01.762
9 -	28.621	56.511	31.582	1:56.714	83.03	5.442	11:14:58.476
10 -	33.115	56.802	IN PIT	2:14.289 P	72.16	23.017	11:17:12.765

P8		62 1		Neil DELARGY		Porsche 997 C2S	
IDEAL LAP TIME : 1:51.216		BEST LAP TIME : 1:51.428		DIFFERENCE : 0.212			
LAP	SECTOR 1	SECTOR 2	SECTOR 3	LAP TIME	MPH	DIFF	TIME OF DAY
1 -	OUTLAP	56.693	31.235				11:00:06.289
2 -	28.155	55.011	30.489	1:53.655	85.26	2.227	11:01:59.944
3 -	27.943	54.546	30.322	1:52.811	85.90	1.383	11:03:52.755
4 -	27.446	<b>53.775</b>	30.207	<b>1:51.428 (1)</b>	<b>86.97</b>		<b>11:05:44.183</b>
5 -	27.569	54.870	31.138	1:53.577	85.32	2.149	11:07:37.760
6 -	27.558	54.612	30.624	1:52.794	85.92	1.366	11:09:30.554
7 -	27.642	54.250	<b>30.100</b>	1:51.992 (2)	86.53	0.564	11:11:22.546
8 -	<b>27.341</b>	54.538	30.385	1:52.264 (3)	86.32	0.836	11:13:14.810
9 -	31.269	1:04.605	33.699	2:09.573	74.79	18.145	11:15:24.383
10 -	27.576	55.090	31.024	1:53.690	85.24	2.262	11:17:18.073
11 -	27.674	54.501	30.221	1:52.396	86.22	0.968	11:19:10.469

# Petro-Canada Lubricants Porsche Club Championship with Pirelli

## QUALIFYING - RACE 5 - SECTOR ANALYSIS



SECTOR 1 = FL to I1, SECTOR 2 = I1 to I2, SECTOR 3 = I2 to FL, DIFF = Difference To Personal Best Lap, P = Crossed Finish Line in Pit Lane, D = Time Disallowed

P9 85 1		Richard BAYSTON		Porsche 996 C2			
IDEAL LAP TIME : 1:51.815		BEST LAP TIME : 1:52.301		DIFFERENCE : 0.486			
LAP	SECTOR 1	SECTOR 2	SECTOR 3	LAP TIME	MPH	DIFF	TIME OF DAY
1 -	OUTLAP	1:00.691	36.530				10:59:54.296
2 -	28.086	54.817	30.881	1:53.784	85.17	1.483	11:01:48.080
3 -	27.934	55.626	30.768	1:54.328	84.76	2.027	11:03:42.408
4 -	27.776	54.191	30.778	1:52.745	85.95	0.444	11:05:35.153
5 -	27.824	<b>53.608</b>	30.869	<b>1:52.301 (1)</b>	<b>86.29</b>		<b>11:07:27.454</b>
6 -	27.570	54.143	<b>30.652</b>	1:52.365 (2)	86.24	0.064	11:09:19.819
7 -	27.630	53.845	IN PIT	1:56.725 P	83.02	4.424	11:11:16.544
8 -	OUTLAP	54.490	30.970	2:58.608	54.26	1:06.307	11:14:15.152
9 -	27.759	54.158	31.662	1:53.579	85.32	1.278	11:16:08.731
10 -	<b>27.555</b>	53.811	31.087	1:52.453 (3)	86.18	0.152	11:18:01.184

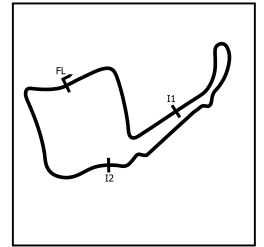
P10 47 2		James COLEMAN		Porsche Boxster S			
IDEAL LAP TIME : 1:52.783		BEST LAP TIME : 1:52.829		DIFFERENCE : 0.046			
LAP	SECTOR 1	SECTOR 2	SECTOR 3	LAP TIME	MPH	DIFF	TIME OF DAY
1 -	OUTLAP	1:02.091	34.436				11:00:00.785
2 -	28.494	55.941	34.639	1:59.074	81.38	6.245	11:01:59.859
3 -	29.410	1:07.837	39.551	2:16.798	70.84	23.969	11:04:16.657
4 -	28.161	53.966	31.191	1:53.318 (2)	85.52	0.489	11:06:09.975
5 -	28.315	56.123	35.473	1:59.911	80.82	7.082	11:08:09.886
6 -	28.249	54.103	<b>31.088</b>	1:53.440 (3)	85.43	0.611	11:10:03.326
7 -	35.937	1:07.131	37.424	2:20.492	68.98	27.663	11:12:23.818
8 -	<b>27.804</b>	<b>53.891</b>	31.134	<b>1:52.829 (1)</b>	<b>85.89</b>		<b>11:14:16.647</b>
9 -	33.838	1:06.363	33.034	2:13.235	72.73	20.406	11:16:29.882

P11 17 1		Andrew MUGGERIDGE		Porsche 996 C2			
IDEAL LAP TIME : 1:53.264		BEST LAP TIME : 1:53.850		DIFFERENCE : 0.586			
LAP	SECTOR 1	SECTOR 2	SECTOR 3	LAP TIME	MPH	DIFF	TIME OF DAY
1 -	OUTLAP	1:01.687	33.724				11:00:07.997
2 -	29.205	59.962	33.652	2:02.819	78.90	8.969	11:02:10.816
3 -	28.113	54.744	31.001	1:53.858 (2)	85.11	0.008	11:04:04.674
4 -	<b>27.898</b>	<b>54.456</b>	31.668	1:54.022	84.99	0.172	11:05:58.696
5 -	28.272	54.906	31.142	1:54.320	84.77	0.470	11:07:53.016
6 -	28.295	54.952	<b>30.910</b>	1:54.157	84.89	0.307	11:09:47.173
7 -	28.090	55.005	31.396	1:54.491	84.64	0.641	11:11:41.664
8 -	28.081	54.663	31.146	1:53.890 (3)	85.09	0.040	11:13:35.554
9 -	28.434	54.661	31.475	1:54.570	84.58	0.720	11:15:30.124
10 -	28.080	55.016	31.457	1:54.553	84.60	0.703	11:17:24.677
11 -	28.022	54.707	31.121	<b>1:53.850 (1)</b>	<b>85.12</b>		<b>11:19:18.527</b>

P12 70 2		Angus ARCHER		Porsche Boxster S			
IDEAL LAP TIME : 1:53.917		BEST LAP TIME : 1:54.001		DIFFERENCE : 0.084			
LAP	SECTOR 1	SECTOR 2	SECTOR 3	LAP TIME	MPH	DIFF	TIME OF DAY
1 -	OUTLAP	1:00.781	33.812				11:00:04.074
2 -	29.420	56.707	31.738	1:57.865	82.22	3.864	11:02:01.939
3 -	28.802	57.615	31.753	1:58.170	82.01	4.169	11:04:00.109
4 -	28.638	55.183	31.422	1:55.243 (3)	84.09	1.242	11:05:55.352
5 -	28.519	55.305	31.671	1:55.495	83.91	1.494	11:07:50.847
6 -	32.852	1:03.054	IN PIT	2:17.743 P	70.35	23.742	11:10:08.590
7 -	OUTLAP	1:00.918	33.847	3:35.623	44.94	1:41.622	11:13:44.213
8 -	28.647	54.686	<b>31.282</b>	1:54.615 (2)	84.55	0.614	11:15:38.828
9 -	<b>28.326</b>	<b>54.309</b>	31.366	<b>1:54.001 (1)</b>	<b>85.01</b>		<b>11:17:32.829</b>

# Petro-Canada Lubricants Porsche Club Championship with Pirelli

## QUALIFYING - RACE 5 - SECTOR ANALYSIS



SECTOR 1 = FL to I1, SECTOR 2 = I1 to I2, SECTOR 3 = I2 to FL, DIFF = Difference To Personal Best Lap, P = Crossed Finish Line in Pit Lane, D = Time Disallowed

P13 30 2		Chris ASTLEY		Porsche Boxster S			
IDEAL LAP TIME : 1:53.577		BEST LAP TIME : 1:54.078		DIFFERENCE : 0.501			
LAP	SECTOR 1	SECTOR 2	SECTOR 3	LAP TIME	MPH	DIFF	TIME OF DAY
1 -	OUTLAP	1:08.779	35.450				11:00:22.014
2 -	31.352	1:00.545	33.126	2:05.023	77.51	10.945	11:02:27.037
3 -	28.888	55.458	31.950	1:56.296 (3)	83.33	2.218	11:04:23.333
4 -	<b>27.998</b>	55.079	31.594	1:54.674 D	84.51	0.593	11:06:18.004
5 -	28.937	55.176	33.002	1:57.115	82.75	3.037	11:08:15.119
6 -	30.447	1:02.013	32.425	2:04.885	77.60	10.807	11:10:20.004
7 -	28.249	54.961	31.905	1:55.115 (2)	84.18	1.037	11:12:15.119
8 -	28.499	<b>54.054</b>	<b>31.525</b>	<b>1:54.078 (1)</b>	<b>84.95</b>		<b>11:14:09.197</b>
9 -	28.127	55.210	32.388	1:55.725 D	83.74	1.647	11:16:04.922
10 -	28.889	57.050	IN PIT	2:03.056 P	78.75	8.978	11:18:07.978

P14 91 2		Colin TESTER		Porsche Boxster S			
IDEAL LAP TIME : 1:54.436		BEST LAP TIME : 1:54.510		DIFFERENCE : 0.074			
LAP	SECTOR 1	SECTOR 2	SECTOR 3	LAP TIME	MPH	DIFF	TIME OF DAY
1 -	OUTLAP	1:01.933	37.269				11:00:27.011
2 -	28.693	55.899	31.403	1:55.995 (2)	83.54	1.485	11:02:23.006
3 -	28.519	55.233	32.617	1:56.369 (3)	83.28	1.859	11:04:19.375
4 -	28.373	<b>54.787</b>	<b>31.350</b>	<b>1:54.510 (1)</b>	<b>84.63</b>		<b>11:06:13.885</b>
5 -	28.462	57.988	36.526	2:02.976	78.80	8.466	11:08:16.861
6 -	<b>28.299</b>	56.486	32.508	1:57.293	82.62	2.783	11:10:14.154
7 -	28.636	57.833	IN PIT	3:32.354 P	45.63	1:37.844	11:13:46.508

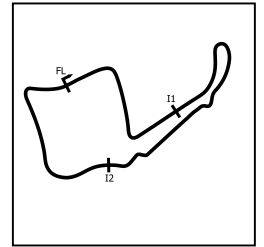
P15 44 2		Andrew PORTER		Porsche Boxster S			
IDEAL LAP TIME : 1:54.868		BEST LAP TIME : 1:55.500		DIFFERENCE : 0.632			
LAP	SECTOR 1	SECTOR 2	SECTOR 3	LAP TIME	MPH	DIFF	TIME OF DAY
1 -	OUTLAP	1:01.932	34.220				11:00:01.664
2 -	29.173	56.277	32.008	1:57.458	82.50	1.958	11:01:59.122
3 -	29.775	1:00.939	32.094	2:02.808	78.91	7.308	11:04:01.930
4 -	28.953	55.939	31.616	1:56.508 (2)	83.18	1.008	11:05:58.438
5 -	31.152	59.952	32.477	2:03.581	78.42	8.081	11:08:02.019
6 -	30.752	1:00.995	31.929	2:03.676	78.36	8.176	11:10:05.695
7 -	30.672	1:01.270	33.762	2:05.704	77.09	10.204	11:12:11.399
8 -	28.885	<b>55.170</b>	<b>31.445</b>	<b>1:55.500 (1)</b>	<b>83.90</b>		<b>11:14:06.899</b>
9 -	29.174	56.073	33.697	1:58.944	81.47	3.444	11:16:05.843
10 -	<b>28.253</b>	56.323	32.514	1:57.090 (3)	82.76	1.590	11:18:02.933

P16 88 2		Paul SIMPSON		Porsche Boxster S			
IDEAL LAP TIME : 1:55.337		BEST LAP TIME : 1:55.558		DIFFERENCE : 0.221			
LAP	SECTOR 1	SECTOR 2	SECTOR 3	LAP TIME	MPH	DIFF	TIME OF DAY
1 -	OUTLAP	1:02.666	34.693				11:00:22.231
2 -	29.964	57.106	32.327	1:59.397	81.16	3.839	11:02:21.628
3 -	28.975	55.775	31.846	1:56.596 (3)	83.11	1.038	11:04:18.224
4 -	30.571	56.202	32.668	1:59.441	81.13	3.883	11:06:17.665
5 -	28.816	<b>55.124</b>	<b>31.618</b>	<b>1:55.558 (1)</b>	<b>83.86</b>		<b>11:08:13.223</b>
6 -	30.214	56.599	32.024	1:58.837	81.55	3.279	11:10:12.060
7 -	<b>28.595</b>	55.209	31.819	1:55.623 (2)	83.81	0.065	11:12:07.683
8 -	28.995	55.631	32.821	1:57.447	82.51	1.889	11:14:05.130
9 -	31.575	1:03.478	35.142	2:10.195	74.43	14.637	11:16:15.325
10 -	29.014	58.589	33.725	2:01.328	79.87	5.770	11:18:16.653



# Petro-Canada Lubricants Porsche Club Championship with Pirelli

## QUALIFYING - RACE 5 - SECTOR ANALYSIS



SECTOR 1 = FL to I1, SECTOR 2 = I1 to I2, SECTOR 3 = I2 to FL, DIFF = Difference To Personal Best Lap, P = Crossed Finish Line in Pit Lane, D = Time Disallowed

P17 24 2		Carl HAZELTON		Porsche Boxster S			
IDEAL LAP TIME : 1:55.725		BEST LAP TIME : 1:55.777		DIFFERENCE : 0.052			
LAP	SECTOR 1	SECTOR 2	SECTOR 3	LAP TIME	MPH	DIFF	TIME OF DAY
1 -	OUTLAP	1:01.973	33.217				11:00:15.184
2 -	29.307	57.428	32.135	1:58.870	81.52	3.093	11:02:14.054
3 -	28.603	56.405	31.941	1:56.949	82.86	1.172	11:04:11.003
4 -	28.540	56.396	32.502	1:57.438	82.52	1.661	11:06:08.441
5 -	28.600	59.817	37.638	2:06.055	76.88	10.278	11:08:14.496
6 -	29.670	56.813	32.622	1:59.105	81.36	3.328	11:10:13.601
7 -	28.653	<b>55.682</b>	31.977	1:56.312 (3)	83.32	0.535	11:12:09.913
8 -	<b>28.439</b>	55.730	31.608	<b>1:55.777 (1)</b>	<b>83.70</b>		<b>11:14:05.690</b>
9 -	29.864	1:00.537	35.306	2:05.707	77.09	9.930	11:16:11.397
10 -	28.652	55.974	<b>31.604</b>	1:56.230 (2)	83.38	0.453	11:18:07.627

P18 45 1		Paul SEAGRAVE		Porsche 996 C2			
IDEAL LAP TIME : 1:55.075		BEST LAP TIME : 1:55.788		DIFFERENCE : 0.713			
LAP	SECTOR 1	SECTOR 2	SECTOR 3	LAP TIME	MPH	DIFF	TIME OF DAY
1 -	OUTLAP	1:01.342	33.834				11:00:14.082
2 -	29.473	57.614	31.930	1:59.017	81.42	3.229	11:02:13.099
3 -	28.345	56.809	31.962	1:57.116	82.74	1.328	11:04:10.215
4 -	<b>28.228</b>	56.265	32.073	1:56.566	83.14	0.778	11:06:06.781
5 -	28.529	56.476	31.799	1:56.804	82.97	1.016	11:08:03.585
6 -	28.852	56.496	31.625	1:56.973	82.85	1.185	11:10:00.558
7 -	28.415	56.258	<b>31.429</b>	1:56.102 (3)	83.47	0.314	11:11:56.660
8 -	28.530	<b>55.418</b>	31.840	<b>1:55.788 (1)</b>	<b>83.69</b>		<b>11:13:52.448</b>
9 -	28.440	55.994	31.585	1:56.019 (2)	83.53	0.231	11:15:48.467
10 -	28.299	56.458	31.814	1:56.571	83.13	0.783	11:17:45.038

P19 10 2		Julian MORRIS		Porsche Boxster S			
IDEAL LAP TIME : 1:57.317		BEST LAP TIME : 1:57.816		DIFFERENCE : 0.499			
LAP	SECTOR 1	SECTOR 2	SECTOR 3	LAP TIME	MPH	DIFF	TIME OF DAY
1 -	OUTLAP	1:01.012	33.780				11:00:05.293
2 -	30.434	57.618	32.640	2:00.692	80.29	2.876	11:02:05.985
3 -	29.075	58.568	32.722	2:00.365	80.51	2.549	11:04:06.350
4 -	29.769	57.973	IN PIT	2:07.030 P	76.29	9.214	11:06:13.380
5 -	OUTLAP	<b>56.584</b>	32.454	2:55.032	55.36	57.216	11:09:08.412
6 -	29.994	58.193	32.347	2:00.534	80.40	2.718	11:11:08.946
7 -	29.262	56.775	<b>31.779</b>	<b>1:57.816 (1)</b>	<b>82.25</b>		<b>11:13:06.762</b>
8 -	29.161	57.438	32.189	1:58.788 (3)	81.58	0.972	11:15:05.550
9 -	<b>28.954</b>	56.609	35.725	2:01.288	79.90	3.472	11:17:06.838
10 -	29.297	57.364	31.873	1:58.534 (2)	81.75	0.718	11:19:05.372

# Petro-Canada Lubricants Porsche Club Championship with Pirelli

## QUALIFYING - RACE 5 - STATISTICS

**Competitors Started** 19  
**Planned Start** 2022-07-09 @ 10:45:00.000  
**Actual Start** 2022-07-09 @ 10:57:23.407  
**Finish Time** 2022-07-09 @ 11:17:44.543  
**Track Length** 2.6920mi.  
**Total Laps** 187  
**Total Distance Covered** 503.4093mi.

### Session Fastest Lap History

NO	CL	NAME	LAP TIME	TIME OF DAY	LAP	VEHICLE
23	1	Simon CLARK	<b>1:50.206</b>	11:01:39.128	2	Porsche 996 C2
23	1	Simon CLARK	<b>1:49.569</b>	11:03:28.698	3	Porsche 996 C2
23	1	Simon CLARK	<b>1:48.949</b>	11:05:17.646	4	Porsche 996 C2

### Flag History

TYPE	TIME OF DAY
GREEN	10:57:23.407
FINISH	11:17:44.543

### Flag Statistics

TYPE	COUNT	TOTAL LAPS	TOTAL TIME
Green	1	11	23:03.819
Red	0	0	0.000
Safety Car	0	0	0.000
FCY	0	0	0.000

# Petro-Canada Lubricants Porsche Club Championship with Pirelli

## QUALIFYING - RACE 5 - STATISTICS

CLASS : 1

11 Starters

### Fastest Lap History

NO	NAME	LAP TIME	TIME OF DAY	LAP	VEHICLE
23	Simon CLARK	<b>1:50.206</b>	11:01:39.128	2	Porsche 996 C2
23	Simon CLARK	<b>1:49.569</b>	11:03:28.698	3	Porsche 996 C2
23	Simon CLARK	<b>1:48.949</b>	11:05:17.646	4	Porsche 996 C2

# Petro-Canada Lubricants Porsche Club Championship with Pirelli

## QUALIFYING - RACE 5 - STATISTICS

CLASS : 2

8 Starters

### Fastest Lap History

NO	NAME	LAP TIME	TIME OF DAY	LAP	VEHICLE
44	Andrew PORTER	1:57.458	11:01:59.140	2	Porsche Boxster S
91	Colin TESTER	1:55.995	11:02:23.016	2	Porsche Boxster S
70	Angus ARCHER	1:55.243	11:05:55.380	4	Porsche Boxster S
47	James COLEMAN	1:53.318	11:06:09.974	4	Porsche Boxster S
47	James COLEMAN	1:52.829	11:14:16.647	8	Porsche Boxster S

# Petro-Canada Lubricants Porsche Club Championship with Pirelli

## RACE 5 - GRID (25 minutes)

ROW 10	19	1:57.816	<b>10</b> Julian MORRIS	
ROW 9	17	1:55.777	<b>24</b> Carl HAZELTON	18
				1:55.788
				<b>45</b> Paul SEAGRAVE
ROW 8	15	1:55.500	<b>44</b> Andrew PORTER	16
				1:55.558
				<b>88</b> Paul SIMPSON
ROW 7	13	1:54.078	<b>30</b> Chris ASTLEY	14
				1:54.510
				<b>91</b> Colin TESTER
ROW 6	11	1:53.850	<b>17</b> Andrew MUGGERIDGE	12
				1:54.001
				<b>70</b> Angus ARCHER
ROW 5	9	1:52.301	<b>85</b> Richard BAYSTON	10
				1:52.829
				<b>47</b> James COLEMAN
ROW 4	7	1:51.272	<b>16</b> Kevin HARRISON	8
				1:51.428
				<b>62</b> Neil DELARGY
ROW 3	5	1:50.138	<b>2</b> Peter MORRIS	6
				1:50.244
				<b>80</b> Bill CALEY
ROW 2	3	1:49.756	<b>9</b> Chris DYER	4
				1:50.091
				<b>11</b> James CALEY
ROW 1	1	1:48.949	<b>23</b> Simon CLARK	2
				1:49.643
				<b>1</b> Matt KYLE-HENNEY
<b>Pole</b>				

Oulton Park International: 2.6920 miles

These results are provisional until the conclusion of any judicial and technical matters.

Clerk Of Course : Joe East

Stewards :

Timekeeper : Eric Cowcill

# Petro-Canada Lubricants Porsche Club Championship with Pirelli

## RACE 9 - GRID (25 minutes)

ROW 10		1:58.534 19 <b>10</b> Julian MORRIS	
ROW 9	1:56.230 17 <b>24</b> Carl HAZELTON		1:56.508 18 <b>44</b> Andrew PORTER
ROW 8		1:55.995 15 <b>91</b> Colin TESTER	1:56.019 16 <b>45</b> Paul SEAGRAVE
ROW 7	1:55.115 13 <b>30</b> Chris ASTLEY		1:55.623 14 <b>88</b> Paul SIMPSON
ROW 6		1:53.858 11 <b>17</b> Andrew MUGGERIDGE	1:54.615 12 <b>70</b> Angus ARCHER
ROW 5	1:52.365 9 <b>85</b> Richard BAYSTON		1:53.318 10 <b>47</b> James COLEMAN
ROW 4		1:51.924 7 <b>16</b> Kevin HARRISON	1:51.992 8 <b>62</b> Neil DELARGY
ROW 3	1:50.301 5 <b>11</b> James CALEY		1:50.596 6 <b>80</b> Bill CALEY
ROW 2		1:50.222 3 <b>1</b> Matt KYLE-HENNEY	1:50.259 4 <b>9</b> Chris DYER
ROW 1	1:49.312 1 <b>23</b> Simon CLARK		1:50.172 2 <b>2</b> Peter MORRIS
<b>Pole</b>			

Oulton Park International: 2.6920 miles

These results are provisional until the conclusion of any judicial and technical matters.

Clerk Of Course : Joe East

Stewards :

Timekeeper : Eric Cowcill

# Petro-Canada Lubricants Porsche Club Championship with Pirelli

## RACE 5 - CLASSIFICATION

POS	NO	CL	PIC NAME	ENTRY	LAPS	TIME	GAP	DIFF	MPH	BEST	ON
1	9	1	1 Chris DYER	Porsche Cayman S	14	26:10.410			86.39	1:51.484	3
2	23	1	2 Simon CLARK	Porsche 996 C2	14	26:10.572	0.162	0.162	86.38	1:51.289	10
3	11	1	3 James CALEY	Porsche 997 C2S	14	26:11.391	0.981	0.819	86.34	1:51.373	10
4	16	1	4 Kevin HARRISON	Porsche 996 C2	14	26:11.616	1.206	0.225	86.33	1:51.337	13
5	2	1	5 Peter MORRIS	Porsche 997 C2S	14	26:20.535	10.125	8.919	85.84	1:51.354	8
6	80	1	6 Bill CALEY	Porsche Cayman S	14	26:30.552	20.142	10.017	85.30	1:51.441	3
7	85	1	7 Richard BAYSTON	Porsche 996 C2	14	26:44.675	34.265	14.123	84.55	1:52.520	3
8	17	1	8 Andrew MUGGERIDGE	Porsche 996 C2	14	26:55.816	45.406	11.141	83.96	1:53.710	6
9	47	2	1 James COLEMAN	Porsche Boxster S	14	26:56.693	46.283	0.877	83.92	1:53.607	6
10	30	2	2 Chris ASTLEY	Porsche Boxster S	14	26:57.167	46.757	0.474	83.89	1:53.474	6
11	44	2	3 Andrew PORTER	Porsche Boxster S	14	27:16.567	1:06.157	19.400	82.90	1:55.313	11
12	88	2	4 Paul SIMPSON	Porsche Boxster S	14	27:18.537	1:08.127	1.970	82.80	1:55.063	14
13	45	1	9 Paul SEAGRAVE	Porsche 996 C2	14	27:20.393	1:09.983	1.856	82.71	1:55.520	10
14	24	2	5 Carl HAZELTON	Porsche Boxster S	14	27:51.817	1:41.407	31.424	81.15	1:56.809	3
15	10	2	6 Julian MORRIS	Porsche Boxster S	14	27:55.136	1:44.726	3.319	80.99	1:58.136	11
16	91	2	7 Colin TESTER	Porsche Boxster S	14	27:55.486	1:45.076	0.350	80.97	1:55.297	3
17	1	1	10 Matt KYLE-HENNEY	Porsche Cayman S	14	28:01.306	1:50.896	5.820	80.69	1:51.331	7

### NOT CLASSIFIED

DNF	62	1	Neil DELARGY	Porsche 997 C2S	7	14:02.366	7 Laps	7 Laps	80.53	1:53.904	5
DNF	70	2	Angus ARCHER	Porsche Boxster S	6	11:47.443	8 Laps	1 Lap	82.19	1:55.208	6

### FASTEST LAP

	23	1	Simon CLARK	Porsche 996 C2	10	1:51.289		87.08 mph		140.14 kph	
	30	2	Chris ASTLEY	Porsche Boxster S	6	1:53.474		85.40 mph		137.44 kph	

#85 - 10 Second penalty - False start.

Weather / Track : Sunny / Dry

These results are provisional until the conclusion of any judicial and technical matters.

Race Distance: 14 Laps / 37.68 miles

Oulton Park International: 2.6920 miles

Date: 09/07/2022 Start: 14:27 Finish: 14:53

Clerk Of Course : Joe East

Stewards :

Timekeeper : Eric Cowcill

# Petro-Canada Lubricants Porsche Club Championship with Pirelli

## RACE 5 - LAP CHART

LAP 1 @ 14:29:40.578			LAP 2 @ 14:31:32.443			LAP 3 @ 14:33:24.197			LAP 4 @ 14:35:16.025			LAP 5 @ 14:37:07.511		
NO	BEHIND	LAP TIME	NO	BEHIND	LAP TIME	NO	BEHIND	LAP TIME	NO	BEHIND	LAP TIME	NO	BEHIND	LAP TIME
1		1:56.040	1		1:51.865	1		1:51.754	9		1:51.696	9		1:51.486
9	0.463	1:56.503	9	0.402	1:51.804	9	0.132	1:51.484	1	0.757	1:52.585	1	1.130	1:51.859
23	0.830	1:56.870	23	0.557	1:51.592	23	0.529	1:51.726	23	1.152	1:52.451	23	1.290	1:51.624
11	1.874	1:57.914	11	2.211	1:52.202	11	2.043	1:51.586	11	1.782	1:51.567	11	1.846	1:51.550
16	2.530	1:58.570	16	2.861	1:52.196	16	2.543	1:51.436	16	2.245	1:51.530	16	2.217	1:51.458
80	3.190	1:59.230	80	3.623	1:52.298	80	3.310	1:51.441	80	5.238	1:53.756	2	7.707	1:53.728
85	3.452	1:59.492	85	4.394	1:52.807	2	5.094	1:52.200	2	5.465	1:52.199	80	7.959	1:54.207
2	4.144	2:00.184	2	4.648	1:52.369	85	5.160	1:52.520	85	7.161	1:53.829	85	8.664	1:52.989
47	9.187	2:05.227	47	12.003	1:54.681	47	15.391	1:55.142	47	17.817	1:54.254	17	22.391	1:55.704
17	9.400	2:05.440	17	12.473	1:54.938	17	15.720	1:55.001	17	18.173	1:54.281	47	23.548	1:57.217
91	9.887	2:05.927	91	13.739	1:55.717	91	17.282	1:55.297	30	21.171	1:53.977	30	24.372	1:54.687
70	10.647	2:06.687	30	16.287	1:56.961	30	19.022	1:54.489	70	25.324	1:56.040	70	29.262	1:55.424
30	11.191	2:07.231	70	16.861	1:58.079	70	21.112	1:56.005	88	25.601	1:55.408	88	30.093	1:55.978
88	11.564	2:07.604	88	17.269	1:57.570	88	22.021	1:56.506	91	25.785	2:00.331	44	30.356	1:55.813
45	12.358	2:08.398	44	17.569	1:56.396	44	22.259	1:56.444	44	26.029	1:55.598	45	30.929	1:55.579
44	13.038	2:09.078	45	18.205	1:57.712	45	22.929	1:56.478	45	26.836	1:55.735	62	31.295	1:53.904
24	13.375	2:09.415	24	19.461	1:57.951	24	24.516	1:56.809	62	28.877	1:54.347	91	35.773	2:01.474
10	13.520	2:09.560	10	20.214	1:58.559	62	26.358	1:54.044	24	30.777	1:58.089	24	36.364	1:57.073
62	21.978	2:18.018	62	24.068	1:53.955	10	26.767	1:58.307	10	33.601	1:58.662	10	40.890	1:58.775



# Petro-Canada Lubricants Porsche Club Championship with Pirelli

## RACE 5 - LAP CHART

LAP 6 @ 14:38:59.027			LAP 7 @ 14:40:50.826			LAP 8 @ 14:42:43.458			LAP 9 @ 14:44:35.429			LAP 10 @ 14:46:27.657		
NO	BEHIND	LAP TIME	NO	BEHIND	LAP TIME	NO	BEHIND	LAP TIME	NO	BEHIND	LAP TIME	NO	BEHIND	LAP TIME
<b>9</b>		1:51.516	<b>9</b>		1:51.799	<b>9</b>		1:52.632	<b>9</b>		1:51.971	<b>9</b>		1:52.228
<b>1</b>	1.126	1:51.512	<b>1</b>	0.658	1:51.331	<b>1</b>	0.412	1:52.386	<b>1</b>	0.796	1:52.355	<b>1</b>	0.378	1:51.810
<b>23</b>	1.498	1:51.724	<b>23</b>	1.600	1:51.901	<b>11</b>	0.676	1:51.675	<b>11</b>	1.822	1:53.117	<b>11</b>	0.967	1:51.373
<b>11</b>	1.932	1:51.602	<b>11</b>	1.633	1:51.500	<b>23</b>	1.241	1:52.273	<b>23</b>	2.094	1:52.824	<b>23</b>	1.155	1:51.289
<b>16</b>	2.477	1:51.776	<b>16</b>	2.050	1:51.372	<b>16</b>	2.555	1:53.137	<b>16</b>	2.490	1:51.906	<b>16</b>	1.925	1:51.663
<b>2</b>	7.832	1:51.641	<b>2</b>	7.451	1:51.418	<b>2</b>	6.173	1:51.354	<b>2</b>	5.728	1:51.526	<b>2</b>	5.707	1:52.207
<b>80</b>	8.882	1:52.439	<b>80</b>	9.569	1:52.486	<b>80</b>	9.570	1:52.633	<b>80</b>	9.999	1:52.400	<b>80</b>	10.644	1:52.873
<b>85</b>	9.974	1:52.826	<b>85</b>	11.489	1:53.314	<b>85</b>	11.937	1:53.080	<b>85</b>	13.468	1:53.502	<b>85</b>	14.829	1:53.589
<b>17</b>	24.585	1:53.710	<b>17</b>	27.138	1:54.352	<b>17</b>	28.693	1:54.187	<b>17</b>	31.442	1:54.720	<b>17</b>	33.812	1:54.598
<b>47</b>	25.639	1:53.607	<b>47</b>	28.432	1:54.592	<b>47</b>	29.817	1:54.017	<b>47</b>	31.997	1:54.151	<b>47</b>	34.554	1:54.785
<b>30</b>	26.330	1:53.474	<b>30</b>	28.836	1:54.305	<b>30</b>	31.418	1:55.214	<b>30</b>	33.363	1:53.916	<b>30</b>	35.177	1:54.042
<b>70</b>	32.954	1:55.208	<b>44</b>	40.828	1:58.192	<b>44</b>	43.735	1:55.539	<b>44</b>	47.214	1:55.450	<b>44</b>	50.675	1:55.689
<b>88</b>	34.211	1:55.634	<b>45</b>	41.403	1:57.765	<b>88</b>	45.933	1:55.657	<b>88</b>	49.567	1:55.605	<b>88</b>	53.310	1:55.971
<b>44</b>	34.435	1:55.595	<b>88</b>	42.908	2:00.496	<b>45</b>	46.319	1:57.548	<b>45</b>	50.979	1:56.631	<b>45</b>	54.271	1:55.520
<b>62</b>	34.499	1:54.720	<b>24</b>	51.814	2:00.792	<b>24</b>	57.563	1:58.381	<b>24</b>	1:04.150	1:58.558	<b>24</b>	1:10.610	1:58.688
<b>45</b>	35.437	1:56.024	<b>91</b>	54.069	1:59.827	<b>10</b>	1:03.179	2:00.226	<b>10</b>	1:10.629	1:59.421	<b>10</b>	1:17.065	1:58.664
<b>24</b>	42.821	1:57.973	<b>10</b>	55.585	1:59.236	<b>91</b>	1:07.745	2:06.308	<b>91</b>	1:17.113	2:01.339	<b>91</b>	1:24.032	1:59.147
<b>91</b>	46.041	2:01.784	<b>62</b>	56.078	2:13.378 P									
<b>10</b>	48.148	1:58.774												

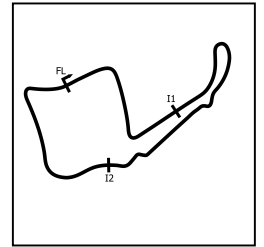
# Petro-Canada Lubricants Porsche Club Championship with Pirelli

## RACE 5 - LAP CHART

LAP 11 @ 14:48:19.797			LAP 12 @ 14:50:11.282			LAP 13 @ 14:52:03.177			LAP 14 @ 14:53:54.948		
NO	BEHIND	LAP TIME	NO	BEHIND	LAP TIME	NO	BEHIND	LAP TIME	NO	BEHIND	LAP TIME
9		1:52.140	9		1:51.485	9		1:51.895	9		1:51.771
11	0.724	1:51.897	23	1.098	1:51.600	23	0.504	1:51.301	23	0.162	1:51.429
23	0.983	1:51.968	11	1.471	1:52.232	11	1.041	1:51.465	11	0.981	1:51.711
16	1.335	1:51.550	16	2.026	1:52.176	16	1.468	1:51.337	16	1.206	1:51.509
2	5.852	1:52.285	2	6.388	1:52.021	2	7.343	1:52.850	2	10.125	1:54.553
80	11.642	1:53.138	80	13.233	1:53.076	80	16.258	1:54.920	80	20.142	1:55.655
85	17.154	1:54.465	85	19.444	1:53.775	85	21.670	1:54.121	85	24.265	1:54.366
1	32.228	2:23.990 P	17	39.466	1:54.680	17	42.612	1:55.041	17	45.406	1:54.565
17	36.271	1:54.599	47	40.468	1:54.901	47	43.369	1:54.796	47	46.283	1:54.685
47	37.052	1:54.638	30	41.268	1:55.358	30	44.240	1:54.867	30	46.757	1:54.288
30	37.395	1:54.358	44	58.225	1:55.862	44	1:02.382	1:56.052	44	1:06.157	1:55.546
44	53.848	1:55.313	88	1:01.017	1:55.879	88	1:04.835	1:55.713	88	1:08.127	1:55.063
88	56.623	1:55.453	45	1:02.159	1:55.663	45	1:05.795	1:55.531	45	1:09.983	1:55.959
45	57.981	1:55.850	24	1:26.646	2:00.112	24	1:34.307	1:59.556	24	1:41.407	1:58.871
24	1:18.019	1:59.549	10	1:30.225	1:58.649	10	1:37.816	1:59.486	10	1:44.726	1:58.681
10	1:23.061	1:58.136	91	1:34.137	1:57.228	91	1:38.638	1:56.396	91	1:45.076	1:58.209
91	1:28.394	1:56.502	1	1:51.068	3:10.325	1	1:50.840	1:51.667	1	1:50.896	1:51.827

# Petro-Canada Lubricants Porsche Club Championship with Pirelli

## RACE 5 - SECTOR ANALYSIS



SECTOR 1 = FL to I1, SECTOR 2 = I1 to I2, SECTOR 3 = I2 to FL, DIFF = Difference To Personal Best Lap, P = Crossed Finish Line in Pit Lane, D = Time Disallowed

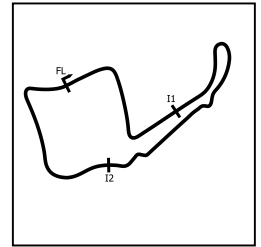
P1		9 1		Chris DYER		Porsche Cayman S	
IDEAL LAP TIME : 1:51.198		BEST LAP TIME : 1:51.484		DIFFERENCE : 0.286			
LAP	SECTOR 1	SECTOR 2	SECTOR 3	LAP TIME	MPH	DIFF	TIME OF DAY
1 -		53.882	30.271	1:56.503	83.18	5.019	14:29:41.041
2 -	27.576	53.652	30.576	1:51.804	86.68	0.320	14:31:32.845
3 -	27.675	53.577	<b>30.232</b>	<b>1:51.484 (1)</b>	<b>86.92</b>		<b>14:33:24.329</b>
4 -	27.575	53.658	30.463	1:51.696	86.76	0.212	14:35:16.025
5 -	27.553	<b>53.508</b>	30.425	1:51.486 (3)	86.92	0.002	14:37:07.511
6 -	27.489	53.620	30.407	1:51.516	86.90	0.032	14:38:59.027
7 -	27.679	53.797	30.323	1:51.799	86.68	0.315	14:40:50.826
8 -	27.679	53.908	31.045	1:52.632	86.04	1.148	14:42:43.458
9 -	27.523	53.938	30.510	1:51.971	86.55	0.487	14:44:35.429
10 -	27.670	53.608	30.950	1:52.228	86.35	0.744	14:46:27.657
11 -	27.799	53.679	30.662	1:52.140	86.42	0.656	14:48:19.797
12 -	27.568	53.531	30.386	1:51.485 (2)	86.92	0.001	14:50:11.282
13 -	<b>27.458</b>	53.817	30.620	1:51.895	86.61	0.411	14:52:03.177
14 -	27.532	53.705	30.534	1:51.771	86.70	0.287	14:53:54.948

P2		23 1		Simon CLARK		Porsche 996 C2	
IDEAL LAP TIME : 1:50.580		BEST LAP TIME : 1:51.289		DIFFERENCE : 0.709			
LAP	SECTOR 1	SECTOR 2	SECTOR 3	LAP TIME	MPH	DIFF	TIME OF DAY
1 -		54.139	<b>30.229</b>	1:56.870	82.92	5.581	14:29:41.408
2 -	27.360	53.867	30.365	1:51.592	86.84	0.303	14:31:33.000
3 -	27.632	53.756	30.338	1:51.726	86.74	0.437	14:33:24.726
4 -	27.751	54.043	30.657	1:52.451	86.18	1.162	14:35:17.177
5 -	<b>27.098</b>	53.843	30.683	1:51.624	86.82	0.335	14:37:08.801
6 -	27.450	53.652	30.622	1:51.724	86.74	0.435	14:39:00.525
7 -	27.141	53.610	31.150	1:51.901	86.60	0.612	14:40:52.426
8 -	28.145	53.696	30.432	1:52.273	86.31	0.984	14:42:44.699
9 -	27.305	54.566	30.953	1:52.824	85.89	1.535	14:44:37.523
10 -	27.496	53.311	30.482	<b>1:51.289 (1)</b>	<b>87.08</b>		<b>14:46:28.812</b>
11 -	27.708	53.725	30.535	1:51.968	86.55	0.679	14:48:20.780
12 -	27.647	53.637	30.316	1:51.600	86.83	0.311	14:50:12.380
13 -	27.495	<b>53.253</b>	30.553	1:51.301 (2)	87.07	0.012	14:52:03.681
14 -	27.165	53.915	30.349	1:51.429 (3)	86.97	0.140	14:53:55.110

P3		11 1		James CALEY		Porsche 997 C2S	
IDEAL LAP TIME : 1:51.131		BEST LAP TIME : 1:51.373		DIFFERENCE : 0.242			
LAP	SECTOR 1	SECTOR 2	SECTOR 3	LAP TIME	MPH	DIFF	TIME OF DAY
1 -		54.479	30.348	1:57.914	82.18	6.541	14:29:42.452
2 -	28.207	53.651	30.344	1:52.202	86.37	0.829	14:31:34.654
3 -	27.661	53.564	30.361	1:51.586	86.85	0.213	14:33:26.240
4 -	27.697	53.317	30.553	1:51.567	86.86	0.194	14:35:17.807
5 -	<b>27.540</b>	53.633	30.377	1:51.550	86.87	0.177	14:37:09.357
6 -	27.696	53.557	30.349	1:51.602	86.83	0.229	14:39:00.959
7 -	27.605	53.457	30.438	1:51.500 (3)	86.91	0.127	14:40:52.459
8 -	27.948	53.391	<b>30.336</b>	1:51.675	86.78	0.302	14:42:44.134
9 -	27.724	54.393	31.000	1:53.117	85.67	1.744	14:44:37.251
10 -	27.573	<b>53.255</b>	30.545	<b>1:51.373 (1)</b>	<b>87.01</b>		<b>14:46:28.624</b>
11 -	27.742	53.529	30.626	1:51.897	86.60	0.524	14:48:20.521
12 -	27.764	53.476	30.992	1:52.232	86.35	0.859	14:50:12.753
13 -	27.654	53.357	30.454	1:51.465 (2)	86.94	0.092	14:52:04.218
14 -	27.562	53.675	30.474	1:51.711	86.75	0.338	14:53:55.929

# Petro-Canada Lubricants Porsche Club Championship with Pirelli

## RACE 5 - SECTOR ANALYSIS



SECTOR 1 = FL to I1, SECTOR 2 = I1 to I2, SECTOR 3 = I2 to FL, DIFF = Difference To Personal Best Lap, P = Crossed Finish Line in Pit Lane, D = Time Disallowed

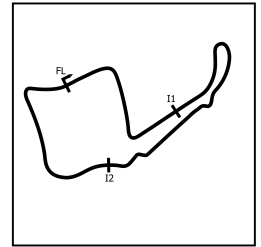
<b>P4 16 1</b>		<b>Kevin HARRISON</b>		<b>Porsche 996 C2</b>			
IDEAL LAP TIME : 1:50.954		BEST LAP TIME : 1:51.337		DIFFERENCE : 0.383			
LAP	SECTOR 1	SECTOR 2	SECTOR 3	LAP TIME	MPH	DIFF	TIME OF DAY
1 -		54.804	30.452	1:58.570	81.73	7.233	14:29:43.108
2 -	27.700	54.079	30.417	1:52.196	86.37	0.859	14:31:35.304
3 -	27.536	53.704	<b>30.196</b>	1:51.436 (3)	86.96	0.099	14:33:26.740
4 -	27.493	53.636	30.401	1:51.530	86.89	0.193	14:35:18.270
5 -	27.398	53.798	30.262	1:51.458	86.95	0.121	14:37:09.728
6 -	27.753	53.626	30.397	1:51.776	86.70	0.439	14:39:01.504
7 -	27.362	53.582	30.428	1:51.372 (2)	87.01	0.035	14:40:52.876
8 -	27.961	54.569	30.607	1:53.137	85.65	1.800	14:42:46.013
9 -	27.308	53.937	30.661	1:51.906	86.60	0.569	14:44:37.919
10 -	27.618	<b>53.468</b>	30.577	1:51.663	86.79	0.326	14:46:29.582
11 -	27.397	53.830	30.323	1:51.550	86.87	0.213	14:48:21.132
12 -	27.642	54.065	30.469	1:52.176	86.39	0.839	14:50:13.308
<b>13 -</b>	27.310	53.793	30.234	<b>1:51.337 (1)</b>	<b>87.04</b>		<b>14:52:04.645</b>
14 -	<b>27.290</b>	53.885	30.334	1:51.509	86.91	0.172	14:53:56.154

<b>P5 2 1</b>		<b>Peter MORRIS</b>		<b>Porsche 997 C2S</b>			
IDEAL LAP TIME : 1:50.989		BEST LAP TIME : 1:51.354		DIFFERENCE : 0.365			
LAP	SECTOR 1	SECTOR 2	SECTOR 3	LAP TIME	MPH	DIFF	TIME OF DAY
1 -		55.273	30.538	2:00.184	80.63	8.830	14:29:44.722
2 -	27.352	54.575	30.442	1:52.369	86.24	1.015	14:31:37.091
3 -	27.701	54.065	30.434	1:52.200	86.37	0.846	14:33:29.291
4 -	27.427	54.036	30.736	1:52.199	86.37	0.845	14:35:21.490
5 -	27.872	54.984	30.872	1:53.728	85.21	2.374	14:37:15.218
6 -	27.685	53.558	30.398	1:51.641	86.80	0.287	14:39:06.859
7 -	<b>27.253</b>	53.869	<b>30.296</b>	1:51.418 (2)	86.98	0.064	14:40:58.277
<b>8 -</b>	27.415	<b>53.440</b>	30.499	<b>1:51.354 (1)</b>	<b>87.03</b>		<b>14:42:49.631</b>
9 -	27.338	53.865	30.323	1:51.526 (3)	86.89	0.172	14:44:41.157
10 -	27.285	54.373	30.549	1:52.207	86.36	0.853	14:46:33.364
11 -	27.439	53.991	30.855	1:52.285	86.30	0.931	14:48:25.649
12 -	27.412	54.062	30.547	1:52.021	86.51	0.667	14:50:17.670
13 -	27.595	54.469	30.786	1:52.850	85.87	1.496	14:52:10.520
14 -	27.818	55.170	31.565	1:54.553	84.60	3.199	14:54:05.073

<b>P6 80 1</b>		<b>Bill CALEY</b>		<b>Porsche Cayman S</b>			
IDEAL LAP TIME : 1:51.441		BEST LAP TIME : 1:51.441		DIFFERENCE : 0.000			
LAP	SECTOR 1	SECTOR 2	SECTOR 3	LAP TIME	MPH	DIFF	TIME OF DAY
1 -		54.963	30.493	1:59.230	81.28	7.789	14:29:43.768
2 -	27.830	54.037	30.431	1:52.298 (2)	86.29	0.857	14:31:36.066
<b>3 -</b>	<b>27.397</b>	<b>53.617</b>	<b>30.427</b>	<b>1:51.441 (1)</b>	<b>86.96</b>		<b>14:33:27.507</b>
4 -	27.528	55.538	30.690	1:53.756	85.19	2.315	14:35:21.263
5 -	28.018	54.779	31.410	1:54.207	84.85	2.766	14:37:15.470
6 -	27.888	53.807	30.744	1:52.439	86.19	0.998	14:39:07.909
7 -	27.700	53.831	30.955	1:52.486	86.15	1.045	14:41:00.395
8 -	27.752	54.025	30.856	1:52.633	86.04	1.192	14:42:53.028
9 -	27.776	53.932	30.692	1:52.400 (3)	86.22	0.959	14:44:45.428
10 -	27.849	54.186	30.838	1:52.873	85.86	1.432	14:46:38.301
11 -	27.990	54.245	30.903	1:53.138	85.65	1.697	14:48:31.439
12 -	27.848	54.211	31.017	1:53.076	85.70	1.635	14:50:24.515
13 -	28.021	55.382	31.517	1:54.920	84.33	3.479	14:52:19.435
14 -	28.668	55.349	31.638	1:55.655	83.79	4.214	14:54:15.090

# Petro-Canada Lubricants Porsche Club Championship with Pirelli

## RACE 5 - SECTOR ANALYSIS



SECTOR 1 = FL to I1, SECTOR 2 = I1 to I2, SECTOR 3 = I2 to FL, DIFF = Difference To Personal Best Lap, P = Crossed Finish Line in Pit Lane, D = Time Disallowed

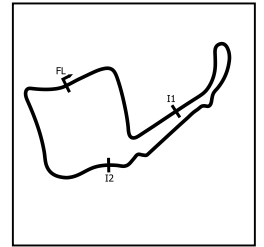
<b>P7 85 1</b>		<b>Richard BAYSTON</b>		Porsche 996 C2			
IDEAL LAP TIME : 1:51.573		BEST LAP TIME : 1:52.520		DIFFERENCE : 0.947			
LAP	SECTOR 1	SECTOR 2	SECTOR 3	LAP TIME	MPH	DIFF	TIME OF DAY
1 -		54.927	<b>30.387</b>	1:59.492	81.10	6.972	14:29:44.030
2 -	27.807	54.200	30.800	1:52.807 (2)	85.91	0.287	14:31:36.837
3 -	<b>27.479</b>	<b>53.707</b>	31.334	<b>1:52.520 (1)</b>	<b>86.12</b>		<b>14:33:29.357</b>
4 -	27.749	54.123	31.957	1:53.829	85.13	1.309	14:35:23.186
5 -	28.345	54.148	30.496	1:52.989	85.77	0.469	14:37:16.175
6 -	27.539	54.342	30.945	1:52.826 (3)	85.89	0.306	14:39:09.001
7 -	28.201	54.085	31.028	1:53.314	85.52	0.794	14:41:02.315
8 -	27.798	54.361	30.921	1:53.080	85.70	0.560	14:42:55.395
9 -	28.136	53.924	31.442	1:53.502	85.38	0.982	14:44:48.897
10 -	27.931	54.389	31.269	1:53.589	85.31	1.069	14:46:42.486
11 -	27.982	55.292	31.191	1:54.465	84.66	1.945	14:48:36.951
12 -	28.092	54.498	31.185	1:53.775	85.17	1.255	14:50:30.726
13 -	28.027	54.828	31.266	1:54.121	84.92	1.601	14:52:24.847
14 -	27.634	55.033	31.699	1:54.366	84.73	1.846	14:54:19.213

<b>P8 17 1</b>		<b>Andrew MUGGERIDGE</b>		Porsche 996 C2			
IDEAL LAP TIME : 1:53.554		BEST LAP TIME : 1:53.710		DIFFERENCE : 0.156			
LAP	SECTOR 1	SECTOR 2	SECTOR 3	LAP TIME	MPH	DIFF	TIME OF DAY
1 -		55.479	34.469	2:05.440	77.25	11.730	14:29:49.978
2 -	28.399	55.116	31.423	1:54.938	84.31	1.228	14:31:44.916
3 -	28.386	55.324	31.291	1:55.001	84.27	1.291	14:33:39.917
4 -	28.003	55.025	31.253	1:54.281 (3)	84.80	0.571	14:35:34.198
5 -	28.051	55.925	31.728	1:55.704	83.75	1.994	14:37:29.902
6 -	28.042	54.593	<b>31.075</b>	<b>1:53.710 (1)</b>	<b>85.22</b>		<b>14:39:23.612</b>
7 -	28.597	<b>54.521</b>	31.234	1:54.352	84.74	0.642	14:41:17.964
8 -	<b>27.958</b>	54.722	31.507	1:54.187 (2)	84.87	0.477	14:43:12.151
9 -	28.303	55.141	31.276	1:54.720	84.47	1.010	14:45:06.871
10 -	28.157	55.008	31.433	1:54.598	84.56	0.888	14:47:01.469
11 -	28.148	55.104	31.347	1:54.599	84.56	0.889	14:48:56.068
12 -	28.220	54.893	31.567	1:54.680	84.50	0.970	14:50:50.748
13 -	28.560	55.170	31.311	1:55.041	84.24	1.331	14:52:45.789
14 -	28.284	54.840	31.441	1:54.565	84.59	0.855	14:54:40.354

<b>P9 47 2</b>		<b>James COLEMAN</b>		Porsche Boxster S			
IDEAL LAP TIME : 1:53.443		BEST LAP TIME : 1:53.607		DIFFERENCE : 0.164			
LAP	SECTOR 1	SECTOR 2	SECTOR 3	LAP TIME	MPH	DIFF	TIME OF DAY
1 -		55.724	32.689	2:05.227	77.38	11.620	14:29:49.765
2 -	28.230	55.005	31.446	1:54.681	84.50	1.074	14:31:44.446
3 -	28.291	55.404	31.447	1:55.142	84.16	1.535	14:33:39.588
4 -	28.113	54.759	31.382	1:54.254	84.82	0.647	14:35:33.842
5 -	27.946	58.059	<b>31.212</b>	1:57.217	82.67	3.610	14:37:31.059
6 -	27.933	<b>54.344</b>	31.330	<b>1:53.607 (1)</b>	<b>85.30</b>		<b>14:39:24.666</b>
7 -	27.895	55.122	31.575	1:54.592	84.57	0.985	14:41:19.258
8 -	<b>27.887</b>	54.561	31.569	1:54.017 (2)	84.99	0.410	14:43:13.275
9 -	28.037	54.688	31.426	1:54.151 (3)	84.89	0.544	14:45:07.426
10 -	28.000	55.237	31.548	1:54.785	84.43	1.178	14:47:02.211
11 -	28.130	54.949	31.559	1:54.638	84.53	1.031	14:48:56.849
12 -	28.265	54.754	31.882	1:54.901	84.34	1.294	14:50:51.750
13 -	28.223	54.892	31.681	1:54.796	84.42	1.189	14:52:46.546
14 -	28.041	54.993	31.651	1:54.685	84.50	1.078	14:54:41.231

# Petro-Canada Lubricants Porsche Club Championship with Pirelli

## RACE 5 - SECTOR ANALYSIS



SECTOR 1 = FL to I1, SECTOR 2 = I1 to I2, SECTOR 3 = I2 to FL, DIFF = Difference To Personal Best Lap, P = Crossed Finish Line in Pit Lane, D = Time Disallowed

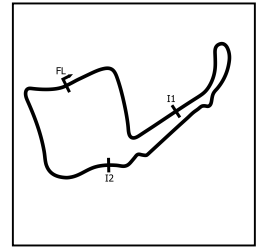
P10 30 2		Chris ASTLEY		Porsche Boxster S			
IDEAL LAP TIME : 1:53.286		BEST LAP TIME : 1:53.474		DIFFERENCE : 0.188			
LAP	SECTOR 1	SECTOR 2	SECTOR 3	LAP TIME	MPH	DIFF	TIME OF DAY
1 -		57.401	32.960	2:07.231	76.17	13.757	14:29:51.769
2 -	28.928	55.709	32.324	1:56.961	82.85	3.487	14:31:48.730
3 -	27.939	54.991	31.559	1:54.489	84.64	1.015	14:33:43.219
4 -	27.893	54.892	<b>31.192</b>	1:53.977 (3)	85.02	0.503	14:35:37.196
5 -	27.886	55.063	31.738	1:54.687	84.50	1.213	14:37:31.883
6 -	27.811	<b>54.360</b>	31.303	<b>1:53.474 (1)</b>	<b>85.40</b>		<b>14:39:25.357</b>
7 -	<b>27.734</b>	54.988	31.583	1:54.305	84.78	0.831	14:41:19.662
8 -	28.621	54.693	31.900	1:55.214	84.11	1.740	14:43:14.876
9 -	27.899	54.482	31.535	1:53.916 (2)	85.07	0.442	14:45:08.792
10 -	27.936	54.573	31.533	1:54.042	84.98	0.568	14:47:02.834
11 -	27.942	54.705	31.711	1:54.358	84.74	0.884	14:48:57.192
12 -	28.546	54.550	32.262	1:55.358	84.01	1.884	14:50:52.550
13 -	27.934	55.322	31.611	1:54.867	84.36	1.393	14:52:47.417
14 -	28.054	54.548	31.686	1:54.288	84.79	0.814	14:54:41.705

P11 44 2		Andrew PORTER		Porsche Boxster S			
IDEAL LAP TIME : 1:53.873		BEST LAP TIME : 1:55.313		DIFFERENCE : 1.440			
LAP	SECTOR 1	SECTOR 2	SECTOR 3	LAP TIME	MPH	DIFF	TIME OF DAY
1 -		58.437	32.975	2:09.078	75.08	13.765	14:29:53.616
2 -	<b>28.097</b>	56.298	32.001	1:56.396	83.26	1.083	14:31:50.012
3 -	28.603	56.242	31.599	1:56.444	83.22	1.131	14:33:46.456
4 -	28.962	55.590	<b>31.046</b>	1:55.598	83.83	0.285	14:35:42.054
5 -	28.936	55.107	31.770	1:55.813	83.68	0.500	14:37:37.867
6 -	28.469	55.630	31.496	1:55.595	83.83	0.282	14:39:33.462
7 -	29.009	<b>54.730</b>	34.453	1:58.192	81.99	2.879	14:41:31.654
8 -	28.383	55.424	31.732	1:55.539 (3)	83.87	0.226	14:43:27.193
9 -	28.234	55.141	32.075	1:55.450 (2)	83.94	0.137	14:45:22.643
10 -	28.328	55.263	32.098	1:55.689	83.77	0.376	14:47:18.332
11 -	28.169	55.398	31.746	<b>1:55.313 (1)</b>	<b>84.04</b>		<b>14:49:13.645</b>
12 -	28.380	55.595	31.887	1:55.862	83.64	0.549	14:51:09.507
13 -	28.338	55.657	32.057	1:56.052	83.50	0.739	14:53:05.559
14 -	28.631	55.418	31.497	1:55.546	83.87	0.233	14:55:01.105

P12 88 2		Paul SIMPSON		Porsche Boxster S			
IDEAL LAP TIME : 1:54.364		BEST LAP TIME : 1:55.063		DIFFERENCE : 0.699			
LAP	SECTOR 1	SECTOR 2	SECTOR 3	LAP TIME	MPH	DIFF	TIME OF DAY
1 -		57.458	33.012	2:07.604	75.94	12.541	14:29:52.142
2 -	28.803	56.433	32.334	1:57.570	82.43	2.507	14:31:49.712
3 -	28.740	56.037	31.729	1:56.506	83.18	1.443	14:33:46.218
4 -	28.392	55.159	31.857	1:55.408 (2)	83.97	0.345	14:35:41.626
5 -	28.754	55.421	31.803	1:55.978	83.56	0.915	14:37:37.604
6 -	28.312	55.245	32.077	1:55.634	83.81	0.571	14:39:33.238
7 -	29.853	55.259	35.384	2:00.496	80.42	5.433	14:41:33.734
8 -	28.293	54.734	32.630	1:55.657	83.79	0.594	14:43:29.391
9 -	28.330	<b>54.658</b>	32.617	1:55.605	83.83	0.542	14:45:24.996
10 -	28.599	55.293	32.079	1:55.971	83.56	0.908	14:47:20.967
11 -	28.501	55.286	<b>31.666</b>	1:55.453 (3)	83.94	0.390	14:49:16.420
12 -	28.637	55.454	31.788	1:55.879	83.63	0.816	14:51:12.299
13 -	28.346	55.313	32.054	1:55.713	83.75	0.650	14:53:08.012
14 -	<b>28.040</b>	55.325	31.698	<b>1:55.063 (1)</b>	<b>84.22</b>		<b>14:55:03.075</b>

# Petro-Canada Lubricants Porsche Club Championship with Pirelli

## RACE 5 - SECTOR ANALYSIS



SECTOR 1 = FL to I1, SECTOR 2 = I1 to I2, SECTOR 3 = I2 to FL, DIFF = Difference To Personal Best Lap, P = Crossed Finish Line in Pit Lane, D = Time Disallowed

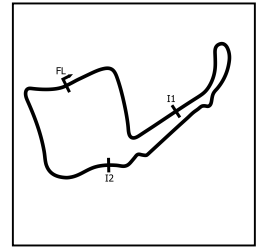
P13 45 1		Paul SEAGRAVE		Porsche 996 C2			
IDEAL LAP TIME : 1:54.255		BEST LAP TIME : 1:55.520		DIFFERENCE : 1.265			
LAP	SECTOR 1	SECTOR 2	SECTOR 3	LAP TIME	MPH	DIFF	TIME OF DAY
1 -		58.280	32.710	2:08.398	75.47	12.878	14:29:52.936
2 -	28.594	57.232	31.886	1:57.712	82.33	2.192	14:31:50.648
3 -	28.436	56.394	31.648	1:56.478	83.20	0.958	14:33:47.126
4 -	28.447	56.133	<b>31.155</b>	1:55.735	83.73	0.215	14:35:42.861
5 -	28.916	55.162	31.501	1:55.579 (3)	83.85	0.059	14:37:38.440
6 -	28.880	55.479	31.665	1:56.024	83.52	0.504	14:39:34.464
7 -	28.306	<b>55.149</b>	34.310	1:57.765	82.29	2.245	14:41:32.229
8 -	<b>27.951</b>	55.846	33.751	1:57.548	82.44	2.028	14:43:29.777
9 -	28.266	55.877	32.488	1:56.631	83.09	1.111	14:45:26.408
<b>10 -</b>	<b>28.232</b>	55.615	31.673	<b>1:55.520 (1)</b>	<b>83.89</b>		<b>14:47:21.928</b>
11 -	28.201	55.807	31.842	1:55.850	83.65	0.330	14:49:17.778
12 -	28.433	55.619	31.611	1:55.663	83.78	0.143	14:51:13.441
13 -	28.600	55.476	31.455	1:55.531 (2)	83.88	0.011	14:53:08.972
14 -	28.024	56.261	31.674	1:55.959	83.57	0.439	14:55:04.931

P14 24 2		Carl HAZELTON		Porsche Boxster S			
IDEAL LAP TIME : 1:56.340		BEST LAP TIME : 1:56.809		DIFFERENCE : 0.469			
LAP	SECTOR 1	SECTOR 2	SECTOR 3	LAP TIME	MPH	DIFF	TIME OF DAY
1 -		58.388	32.824	2:09.415	74.88	12.606	14:29:53.953
2 -	29.250	56.669	32.032	1:57.951 (3)	82.16	1.142	14:31:51.904
<b>3 -</b>	<b>29.131</b>	<b>55.785</b>	<b>31.893</b>	<b>1:56.809 (1)</b>	<b>82.96</b>		<b>14:33:48.713</b>
4 -	<b>28.662</b>	57.277	32.150	1:58.089	82.06	1.280	14:35:46.802
5 -	28.692	56.195	32.186	1:57.073 (2)	82.77	0.264	14:37:43.875
6 -	28.903	56.951	32.119	1:57.973	82.14	1.164	14:39:41.848
7 -	28.680	56.854	35.258	2:00.792	80.23	3.983	14:41:42.640
8 -	28.939	57.059	32.383	1:58.381	81.86	1.572	14:43:41.021
9 -	29.037	57.097	32.424	1:58.558	81.74	1.749	14:45:39.579
10 -	28.680	57.232	32.776	1:58.688	81.65	1.879	14:47:38.267
11 -	29.056	57.637	32.856	1:59.549	81.06	2.740	14:49:37.816
12 -	29.039	58.332	32.741	2:00.112	80.68	3.303	14:51:37.928
13 -	29.146	58.021	32.389	1:59.556	81.06	2.747	14:53:37.484
14 -	28.881	57.374	32.616	1:58.871	81.52	2.062	14:55:36.355

P15 10 2		Julian MORRIS		Porsche Boxster S			
IDEAL LAP TIME : 1:57.327		BEST LAP TIME : 1:58.136		DIFFERENCE : 0.809			
LAP	SECTOR 1	SECTOR 2	SECTOR 3	LAP TIME	MPH	DIFF	TIME OF DAY
1 -		58.600	32.569	2:09.560	74.80	11.424	14:29:54.098
2 -	29.554	57.001	<b>32.004</b>	1:58.559 (3)	81.74	0.423	14:31:52.657
3 -	<b>29.070</b>	56.275	32.962	1:58.307 (2)	81.91	0.171	14:33:50.964
4 -	29.421	56.791	32.450	1:58.662	81.67	0.526	14:35:49.626
5 -	29.384	56.598	32.793	1:58.775	81.59	0.639	14:37:48.401
6 -	29.318	56.690	32.766	1:58.774	81.59	0.638	14:39:47.175
7 -	29.277	56.799	33.160	1:59.236	81.27	1.100	14:41:46.411
8 -	29.694	57.314	33.218	2:00.226	80.60	2.090	14:43:46.637
9 -	29.583	57.039	32.799	1:59.421	81.15	1.285	14:45:46.058
10 -	29.084	56.912	32.668	1:58.664	81.67	0.528	14:47:44.722
<b>11 -</b>	<b>29.218</b>	<b>56.253</b>	32.665	<b>1:58.136 (1)</b>	<b>82.03</b>		<b>14:49:42.858</b>
12 -	29.509	56.683	32.457	1:58.649	81.68	0.513	14:51:41.507
13 -	29.399	57.506	32.581	1:59.486	81.10	1.350	14:53:40.993
14 -	29.199	56.790	32.692	1:58.681	81.65	0.545	14:55:39.674

# Petro-Canada Lubricants Porsche Club Championship with Pirelli

## RACE 5 - SECTOR ANALYSIS



SECTOR 1 = FL to I1, SECTOR 2 = I1 to I2, SECTOR 3 = I2 to FL, DIFF = Difference To Personal Best Lap, P = Crossed Finish Line in Pit Lane, D = Time Disallowed

P16 91 2		Colin TESTER		Porsche Boxster S			
IDEAL LAP TIME : 1:55.297		BEST LAP TIME : 1:55.297		DIFFERENCE : 0.000			
LAP	SECTOR 1	SECTOR 2	SECTOR 3	LAP TIME	MPH	DIFF	TIME OF DAY
1 -		56.226	34.268	2:05.927	76.95	10.630	14:29:50.465
2 -	28.536	55.375	31.806	1:55.717 (2)	83.75	0.420	14:31:46.182
3 -	<b>28.487</b>	<b>55.294</b>	<b>31.516</b>	<b>1:55.297 (1)</b>	<b>84.05</b>		<b>14:33:41.479</b>
4 -	28.538	58.870	32.923	2:00.331	80.53	5.034	14:35:41.810
5 -	29.957	58.689	32.828	2:01.474	79.78	6.177	14:37:43.284
6 -	28.986	59.218	33.580	2:01.784	79.57	6.487	14:39:45.068
7 -	29.191	56.554	34.082	1:59.827	80.87	4.530	14:41:44.895
8 -	29.098	1:03.395	33.815	2:06.308	76.72	11.011	14:43:51.203
9 -	30.734	57.397	33.208	2:01.339	79.86	6.042	14:45:52.542
10 -	29.364	57.269	32.514	1:59.147	81.33	3.850	14:47:51.689
11 -	28.536	55.573	32.393	1:56.502	83.18	1.205	14:49:48.191
12 -	28.982	55.896	32.350	1:57.228	82.67	1.931	14:51:45.419
13 -	28.799	55.432	32.165	1:56.396 (3)	83.26	1.099	14:53:41.815
14 -	28.880	56.677	32.652	1:58.209	81.98	2.912	14:55:40.024

P17 1 1		Matt KYLE-HENNEY		Porsche Cayman S			
IDEAL LAP TIME : 1:50.859		BEST LAP TIME : 1:51.331		DIFFERENCE : 0.472			
LAP	SECTOR 1	SECTOR 2	SECTOR 3	LAP TIME	MPH	DIFF	TIME OF DAY
1 -		53.621	<b>30.419</b>	1:56.040	83.51	4.709	14:29:40.578
2 -	27.433	53.939	30.493	1:51.865	86.63	0.534	14:31:32.443
3 -	27.291	<b>53.281</b>	31.182	1:51.754	86.71	0.423	14:33:24.197
4 -	28.084	53.770	30.731	1:52.585	86.07	1.254	14:35:16.782
5 -	27.229	53.859	30.771	1:51.859	86.63	0.528	14:37:08.641
6 -	27.333	53.623	30.556	1:51.512 (2)	86.90	0.181	14:39:00.153
7 -	27.172	53.695	30.464	<b>1:51.331 (1)</b>	<b>87.04</b>		<b>14:40:51.484</b>
8 -	<b>27.159</b>	54.125	31.102	1:52.386	86.23	1.055	14:42:43.870
9 -		30.861	30.861	1:52.355	86.25	1.024	14:44:36.225
10 -	27.287	53.712	30.811	1:51.810	86.67	0.479	14:46:28.035
11 -			IN PIT	2:23.990 P	67.30	32.659	14:48:52.025
12 -	OUTLAP	54.095	30.715	3:10.325	50.91	1:18.994	14:52:02.350
13 -	27.283	53.696	30.688	1:51.667 (3)	86.78	0.336	14:53:54.017
14 -	27.396	53.462	30.969	1:51.827	86.66	0.496	14:55:45.844

P18 62 1		Neil DELARGY		Porsche 997 C2S			
IDEAL LAP TIME : 1:52.823		BEST LAP TIME : 1:53.904		DIFFERENCE : 1.081			
LAP	SECTOR 1	SECTOR 2	SECTOR 3	LAP TIME	MPH	DIFF	TIME OF DAY
1 -		55.584	47.817	2:18.018	70.21	24.114	14:30:02.556
2 -	28.166	54.850	<b>30.939</b>	1:53.955 (2)	85.04	0.051	14:31:56.511
3 -	<b>27.539</b>	<b>54.345</b>	32.160	1:54.044 (3)	84.97	0.140	14:33:50.555
4 -	27.708	55.551	31.088	1:54.347	84.75	0.443	14:35:44.902
5 -	27.557	55.261	31.086	<b>1:53.904 (1)</b>	<b>85.08</b>		<b>14:37:38.806</b>
6 -	27.793	55.875	31.052	1:54.720	84.47	0.816	14:39:33.526
7 -	28.244	54.430	IN PIT	2:13.378 P	72.66	19.474	14:41:46.904

P19 70 2		Angus ARCHER		Porsche Boxster S			
IDEAL LAP TIME : 1:55.007		BEST LAP TIME : 1:55.208		DIFFERENCE : 0.201			
LAP	SECTOR 1	SECTOR 2	SECTOR 3	LAP TIME	MPH	DIFF	TIME OF DAY
1 -		57.527	32.678	2:06.687	76.49	11.479	14:29:51.225
2 -	29.064	55.855	33.160	1:58.079	82.07	2.871	14:31:49.304
3 -	28.793	55.409	31.803	1:56.005 (3)	83.54	0.797	14:33:45.309
4 -	28.631	55.255	32.154	1:56.040	83.51	0.832	14:35:41.349
5 -	28.709	55.234	<b>31.481</b>	1:55.424 (2)	83.96	0.216	14:37:36.773
6 -	<b>28.430</b>	<b>55.096</b>	31.682	<b>1:55.208 (1)</b>	<b>84.12</b>		<b>14:39:31.981</b>



# Petro-Canada Lubricants Porsche Club Championship with Pirelli

## RACE 5 - STATISTICS

**Competitors Started** 19  
**Planned Start** 2022-07-09 @ 14:30:00.000  
**Actual Start** 2022-07-09 @ 14:27:44.537  
**Finish Time** 2022-07-09 @ 14:53:54.947  
**Track Length** 2.6920mi.  
**Total Laps** 251  
**Total Distance Covered** 675.6991mi.

### Session Fastest Lap History

NO	CL	NAME	LAP TIME	TIME OF DAY	LAP	VEHICLE
1	1	Matt KYLE-HENNEY	1:56.040	14:29:40.597	1	Porsche Cayman S
1	1	Matt KYLE-HENNEY	1:51.865	14:31:32.461	2	Porsche Cayman S
9	1	Chris DYER	1:51.804	14:31:32.855	2	Porsche Cayman S
23	1	Simon CLARK	1:51.592	14:31:33.029	2	Porsche 996 C2
9	1	Chris DYER	1:51.484	14:33:24.329	3	Porsche Cayman S
16	1	Kevin HARRISON	1:51.436	14:33:26.751	3	Porsche 996 C2
1	1	Matt KYLE-HENNEY	1:51.331	14:40:51.502	7	Porsche Cayman S
23	1	Simon CLARK	1:51.289	14:46:28.840	10	Porsche 996 C2

### Session Leader History

NO	CL	NAME	FROM LAP	LAPS LED	DISTANCE	VEHICLE
1	1	Matt KYLE-HENNEY	1	3	8.07 miles	Porsche Cayman S
9	1	Chris DYER	4	11	29.61 miles	Porsche Cayman S

### Flag History

TYPE	TIME OF DAY
GREEN	14:27:44.537
FINISH	14:53:54.947

### Flag Statistics

TYPE	COUNT	TOTAL LAPS	TOTAL TIME
Green	1	14	28:10.769
Red	0	0	0.000
Safety Car	0	0	0.000
FCY	0	0	0.000

# Petro-Canada Lubricants Porsche Club Championship with Pirelli

## RACE 5 - STATISTICS

CLASS : 1

11 Starters

### Fastest Lap History

NO	NAME	LAP TIME	TIME OF DAY	LAP	VEHICLE
1	Matt KYLE-HENNEY	1:56.040	14:29:40.597	1	Porsche Cayman S
1	Matt KYLE-HENNEY	1:51.865	14:31:32.461	2	Porsche Cayman S
9	Chris DYER	1:51.804	14:31:32.855	2	Porsche Cayman S
23	Simon CLARK	1:51.592	14:31:33.029	2	Porsche 996 C2
9	Chris DYER	1:51.484	14:33:24.329	3	Porsche Cayman S
16	Kevin HARRISON	1:51.436	14:33:26.751	3	Porsche 996 C2
1	Matt KYLE-HENNEY	1:51.331	14:40:51.502	7	Porsche Cayman S
23	Simon CLARK	1:51.289	14:46:28.840	10	Porsche 996 C2

### Leader History

NO	NAME	FROM LAP	LAPS LED	DISTANCE	VEHICLE
1	Matt KYLE-HENNEY	1	3	8.07 miles	Porsche Cayman S
9	Chris DYER	4	11	29.61 miles	Porsche Cayman S

# Petro-Canada Lubricants Porsche Club Championship with Pirelli

## RACE 5 - STATISTICS

CLASS : 2

8 Starters

### Fastest Lap History

NO	NAME	LAP TIME	TIME OF DAY	LAP	VEHICLE
47	James COLEMAN	2:05.227	14:29:49.765	1	Porsche Boxster S
47	James COLEMAN	1:54.681	14:31:44.445	2	Porsche Boxster S
30	Chris ASTLEY	1:54.489	14:33:43.248	3	Porsche Boxster S
47	James COLEMAN	1:54.254	14:35:33.841	4	Porsche Boxster S
30	Chris ASTLEY	1:53.977	14:35:37.225	4	Porsche Boxster S
47	James COLEMAN	1:53.607	14:39:24.666	6	Porsche Boxster S
30	Chris ASTLEY	1:53.474	14:39:25.384	6	Porsche Boxster S

### Leader History

NO	NAME	FROM LAP	LAPS LED	DISTANCE	VEHICLE
47	James COLEMAN	1	14	37.68 miles	Porsche Boxster S

# Petro-Canada Lubricants Porsche Club Championship with Pirelli

## RACE 9 - PROVISIONAL CLASSIFICATION \*

POS	NO	CL	PIC NAME	ENTRY	LAPS	TIME	GAP	DIFF	MPH	BEST	ON
1	23	1	1 Simon CLARK	Porsche 996 C2	11	20:32.320			86.50	1:50.548	8
2	9	1	2 Chris DYER	Porsche Cayman S	11	20:36.385	4.065	4.065	86.22	1:50.788	8
3	80	1	3 Bill CALEY	Porsche Cayman S	11	20:41.817	9.497	5.432	85.84	1:51.384	8
4	2	1	4 Peter MORRIS	Porsche 997 C2S	11	20:41.962	9.642	0.145	85.83	1:51.637	8
5	11	1	5 James CALEY	Porsche 997 C2S	11	20:43.319	10.999	1.357	85.74	1:51.670	3
6	85	1	6 Richard BAYSTON	Porsche 996 C2	11	21:09.028	36.708	25.709	84.00	1:54.037	5
7	16	1	7 Kevin HARRISON	Porsche 996 C2	11	21:09.251	36.931	0.223	83.98	1:53.809	2
8	47	2	1 James COLEMAN	Porsche Boxster S	11	21:10.433	38.113	1.182	83.91	1:53.630	3
9	30	2	2 Chris ASTLEY	Porsche Boxster S	11	21:17.137	44.817	6.704	83.47	1:54.250	5
10	91	2	3 Colin TESTER	Porsche Boxster S	11	21:19.636	47.316	2.499	83.30	1:54.664	3
11	44	2	4 Andrew PORTER	Porsche Boxster S	11	21:24.098	51.778	4.462	83.01	1:54.098	9
12	45	1	8 Paul SEAGRAVE	Porsche 996 C2	11	21:25.924	53.604	1.826	82.90	1:54.462	10
13	88	2	5 Paul SIMPSON	Porsche Boxster S	11	21:29.718	57.398	3.794	82.65	1:54.640	10
14	70	2	6 Angus ARCHER	Porsche Boxster S	11	21:34.475	1:02.155	4.757	82.35	1:55.638	11
15	24	2	7 Carl HAZELTON	Porsche Boxster S	11	21:35.416	1:03.096	0.941	82.29	1:55.234	10
16	10	2	8 Julian MORRIS	Porsche Boxster S	11	21:48.533	1:16.213	13.117	81.46	1:56.459	10
17	1	1	9 Matt KYLE-HENNEY	Porsche Cayman S	11	21:54.198	1:21.878	5.665	81.11	1:51.511	3
NOT CLASSIFIED											
DNF	62	1	Neil DELARGY	Porsche 997 C2S	7	13:36.560	4 Laps	4 Laps	83.07	1:53.271	4
DNF	17	1	Andrew MUGGERIDGE	Porsche 996 C2	2	4:00.706	9 Laps	5 Laps	80.52	1:55.944	2
FASTEST LAP											
	23	1	Simon CLARK	Porsche 996 C2	8	1:50.548			87.66 mph	141.08 kph	
	47	2	James COLEMAN	Porsche Boxster S	3	1:53.630			85.28 mph	137.25 kph	

\* Results remain provisional pending technical verification.

Weather / Track : Bright / Dry  
 These results are provisional until the conclusion of any judicial and technical matters.

Race Distance: 11 Laps / 29.61 miles  
 Oulton Park International: 2.6920 miles  
 Date: 09/07/2022 Start: 17:25 Finish: 17:45

Clerk Of Course : Joe East	Stewards :	Timekeeper : Eric Cowcill
----------------------------	------------	---------------------------

# Petro-Canada Lubricants Porsche Club Championship with Pirelli

## RACE 9 - LAP CHART

LAP 1 @ 17:27:20.426			LAP 2 @ 17:29:12.980			LAP 3 @ 17:31:06.374			LAP 4 @ 17:32:59.998			LAP 5 @ 17:34:51.993		
NO	BEHIND	LAP TIME	NO	BEHIND	LAP TIME	NO	BEHIND	LAP TIME	NO	BEHIND	LAP TIME	NO	BEHIND	LAP TIME
2		1:56.102	2		1:52.554	2		1:53.394	23		1:53.130	23		1:51.995
23	0.413	1:56.515	23	0.410	1:52.551	9	0.457	1:52.873	9	0.135	1:53.302	9	0.524	1:52.384
9	1.907	1:58.009	9	0.978	1:51.625	23	0.494	1:53.478	80	0.833	1:52.850	80	1.638	1:52.800
80	3.825	1:59.927	80	3.576	1:52.305	80	1.607	1:51.425	2	1.474	1:55.098	2	2.173	1:52.694
1	5.160	2:01.262	1	5.278	1:52.672	1	3.395	1:51.511	1	2.393	1:52.622	1	2.918	1:52.520
11	5.411	2:01.513	11	5.858	1:53.001	11	4.134	1:51.670	11	2.988	1:52.478	11	3.326	1:52.333
85	7.211	2:03.313	85	8.757	1:54.100	85	9.477	1:54.114	85	11.237	1:55.384	85	13.279	1:54.037
47	7.810	2:03.912	16	9.202	1:53.809	16	9.640	1:53.832	16	11.402	1:55.386	16	13.406	1:53.999
16	7.947	2:04.049	47	10.341	1:55.085	47	10.577	1:53.630	47	12.140	1:55.187	47	15.119	1:54.974
91	8.385	2:04.487	91	11.212	1:55.381	91	12.482	1:54.664	91	14.858	1:56.000	91	18.915	1:56.052
17	8.660	2:04.762	17	12.050	1:55.944	30	16.043	1:56.097	30	16.820	1:54.401	30	19.075	1:54.250
30	9.273	2:05.375	30	13.340	1:56.621	70	18.001	1:56.968	62	18.000	1:53.271	62	19.743	1:53.738
70	10.784	2:06.886	70	14.427	1:56.197	62	18.353	1:56.283	70	21.820	1:57.443	44	27.150	1:56.946
44	11.697	2:07.799	44	15.187	1:56.044	44	19.102	1:57.309	44	22.199	1:56.721	70	27.266	1:57.441
45	11.879	2:07.981	62	15.464	1:55.654	45	20.176	1:56.821	45	24.118	1:57.566	45	27.775	1:55.652
88	12.141	2:08.243	45	16.749	1:57.424	88	20.761	1:56.902	88	24.583	1:57.446	88	28.272	1:55.684
62	12.364	2:08.466	88	17.253	1:57.666	24	23.073	1:57.526	24	26.722	1:57.273	24	31.237	1:56.510
24	13.478	2:09.580	24	18.941	1:58.017	10	24.943	1:58.322	10	29.149	1:57.830	10	34.599	1:57.445
10	13.612	2:09.714	10	20.015	1:58.957									

# Petro-Canada Lubricants Porsche Club Championship with Pirelli

## RACE 9 - LAP CHART

LAP 6 @ 17:36:42.878			LAP 7 @ 17:38:33.543			LAP 8 @ 17:40:24.091			LAP 9 @ 17:42:15.122			LAP 10 @ 17:44:05.770		
NO	BEHIND	LAP TIME	NO	BEHIND	LAP TIME	NO	BEHIND	LAP TIME	NO	BEHIND	LAP TIME	NO	BEHIND	LAP TIME
23		1:50.885	23		1:50.665	23		1:50.548	23		1:51.031	23		1:50.648
9	0.704	1:51.065	9	0.966	1:50.927	9	1.206	1:50.788	9	1.540	1:51.365	9	2.320	1:51.428
80	2.974	1:52.221	80	4.055	1:51.746	80	4.891	1:51.384	80	5.821	1:51.961	80	7.326	1:52.153
2	3.519	1:52.231	2	4.535	1:51.681	2	5.624	1:51.637	2	7.254	1:52.661	2	8.672	1:52.066
1	4.339	1:52.306	11	6.329	1:52.368	11	7.460	1:51.679	11	8.664	1:52.235	11	10.028	1:52.012
11	4.626	1:52.185	85	20.753	1:54.446	85	24.920	1:54.715	85	28.984	1:55.095	85	32.739	1:54.403
85	16.972	1:54.578	16	20.998	1:54.516	16	25.120	1:54.670	16	29.123	1:55.034	16	32.939	1:54.464
16	17.147	1:54.626	1	21.658	2:07.984	47	26.532	1:55.248	47	29.839	1:54.338	47	33.874	1:54.683
47	18.355	1:54.121	47	21.832	1:54.142	1	26.859	1:55.749	1	31.737	1:55.909	30	39.293	1:55.457
30	22.613	1:54.423	30	26.436	1:54.488	30	30.268	1:54.380	30	34.484	1:55.247	91	43.121	1:55.221
62	23.996	1:55.138	62	27.341	1:54.010	91	34.764	1:55.063	91	38.548	1:54.815	1	46.564	2:05.475 P
91	25.287	1:57.257	91	30.249	1:55.627	44	40.879	1:54.853	44	43.946	1:54.098	44	48.134	1:54.836
44	31.597	1:55.332	44	36.574	1:55.642	45	41.616	1:54.873	45	45.538	1:54.953	45	49.352	1:54.462
45	32.462	1:55.572	45	37.291	1:55.494	88	44.217	1:55.395	88	48.717	1:55.531	88	52.709	1:54.640
88	34.284	1:56.897	88	39.370	1:55.751	70	47.441	1:56.775	70	52.189	1:55.779	70	57.391	1:55.850
70	34.313	1:57.932	70	41.214	1:57.566	24	48.778	1:56.279	24	53.802	1:56.055	24	58.388	1:55.234
24	37.068	1:56.716	24	43.047	1:56.644	10	57.798	1:58.086	10	1:03.945	1:57.178	10	1:09.756	1:56.459
10	41.812	1:58.098	10	50.260	1:59.113									

# Petro-Canada Lubricants Porsche Club Championship with Pirelli

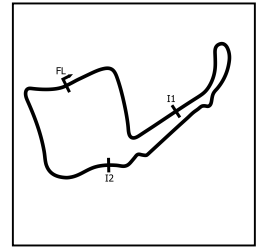
## RACE 9 - LAP CHART

**LAP 11 @ 17:45:56.644**

NO	BEHIND	LAP TIME
<b>23</b>		1:50.874
<b>9</b>	4.065	1:52.619
<b>80</b>	9.497	1:53.045
<b>2</b>	9.642	1:51.844
<b>11</b>	10.999	1:51.845
<b>85</b>	36.708	1:54.843
<b>16</b>	36.931	1:54.866
<b>47</b>	38.113	1:55.113
<b>30</b>	44.817	1:56.398
<b>91</b>	47.316	1:55.069
<b>44</b>	51.778	1:54.518
<b>45</b>	53.604	1:55.126
<b>88</b>	57.398	1:55.563
<b>70</b>	1:02.155	1:55.638
<b>24</b>	1:03.096	1:55.582
<b>10</b>	1:16.213	1:57.331
<b>1</b>	1:21.878	2:26.188

# Petro-Canada Lubricants Porsche Club Championship with Pirelli

## RACE 9 - SECTOR ANALYSIS



SECTOR 1 = FL to I1, SECTOR 2 = I1 to I2, SECTOR 3 = I2 to FL, DIFF = Difference To Personal Best Lap, P = Crossed Finish Line in Pit Lane, D = Time Disallowed

P1		23 1		Simon CLARK		Porsche 996 C2	
IDEAL LAP TIME : 1:50.093		BEST LAP TIME : 1:50.548		DIFFERENCE : 0.455			
LAP	SECTOR 1	SECTOR 2	SECTOR 3	LAP TIME	MPH	DIFF	TIME OF DAY
1 -		54.373	30.326	1:56.515	83.17	5.967	17:27:20.839
2 -	27.677	54.191	30.683	1:52.551	86.10	2.003	17:29:13.390
3 -	27.740	54.523	31.215	1:53.478	85.40	2.930	17:31:06.868
4 -	27.458	55.097	30.575	1:53.130	85.66	2.582	17:32:59.998
5 -	27.764	54.093	30.138	1:51.995	86.53	1.447	17:34:51.993
6 -	27.307	53.290	30.288	1:50.885	87.39	0.337	17:36:42.878
7 -	<b>27.161</b>	53.278	30.226	1:50.665 (3)	87.57	0.117	17:38:33.543
8 -	27.616	<b>52.868</b>	<b>30.064</b>	<b>1:50.548 (1)</b>	<b>87.66</b>		<b>17:40:24.091</b>
9 -	27.480	53.285	30.266	1:51.031	87.28	0.483	17:42:15.122
10 -	27.372	53.171	30.105	1:50.648 (2)	87.58	0.100	17:44:05.770
11 -	27.234	53.252	30.388	1:50.874	87.40	0.326	17:45:56.644

P2		9 1		Chris DYER		Porsche Cayman S	
IDEAL LAP TIME : 1:50.781		BEST LAP TIME : 1:50.788		DIFFERENCE : 0.007			
LAP	SECTOR 1	SECTOR 2	SECTOR 3	LAP TIME	MPH	DIFF	TIME OF DAY
1 -		54.656	30.291	1:58.009	82.12	7.221	17:27:22.333
2 -	27.386	53.959	30.280	1:51.625	86.82	0.837	17:29:13.958
3 -	27.570	54.511	30.792	1:52.873	85.86	2.085	17:31:06.831
4 -	27.830	55.011	30.461	1:53.302	85.53	2.514	17:33:00.133
5 -	28.105	54.059	30.220	1:52.384	86.23	1.596	17:34:52.517
6 -	27.471	<b>53.252</b>	30.342	1:51.065 (3)	87.25	0.277	17:36:43.582
7 -	27.382	53.288	30.257	1:50.927 (2)	87.36	0.139	17:38:34.509
8 -	<b>27.338</b>	53.259	<b>30.191</b>	<b>1:50.788 (1)</b>	<b>87.47</b>		<b>17:40:25.297</b>
9 -	27.409	53.604	30.352	1:51.365	87.02	0.577	17:42:16.662
10 -	27.464	53.657	30.307	1:51.428	86.97	0.640	17:44:08.090
11 -	27.513	53.936	31.170	1:52.619	86.05	1.831	17:46:00.709

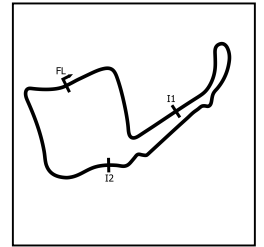
P3		80 1		Bill CALEY		Porsche Cayman S	
IDEAL LAP TIME : 1:51.160		BEST LAP TIME : 1:51.384		DIFFERENCE : 0.224			
LAP	SECTOR 1	SECTOR 2	SECTOR 3	LAP TIME	MPH	DIFF	TIME OF DAY
1 -		55.259	31.167	1:59.927	80.80	8.543	17:27:24.251
2 -	27.890	53.948	30.467	1:52.305	86.29	0.921	17:29:16.556
3 -	<b>27.353</b>	53.692	30.380	1:51.425 (2)	86.97	0.041	17:31:07.981
4 -	27.544	54.774	30.532	1:52.850	85.87	1.466	17:33:00.831
5 -	27.554	54.830	30.416	1:52.800	85.91	1.416	17:34:53.631
6 -	27.496	54.125	30.600	1:52.221	86.35	0.837	17:36:45.852
7 -	27.534	53.806	30.406	1:51.746 (3)	86.72	0.362	17:38:37.598
8 -	27.577	<b>53.513</b>	<b>30.294</b>	<b>1:51.384 (1)</b>	<b>87.00</b>		<b>17:40:28.982</b>
9 -	27.609	53.856	30.496	1:51.961	86.55	0.577	17:42:20.943
10 -	27.757	53.680	30.716	1:52.153	86.41	0.769	17:44:13.096
11 -	27.993	53.881	31.171	1:53.045	85.72	1.661	17:46:06.141

P4		2 1		Peter MORRIS		Porsche 997 C2S	
IDEAL LAP TIME : 1:51.129		BEST LAP TIME : 1:51.637		DIFFERENCE : 0.508			
LAP	SECTOR 1	SECTOR 2	SECTOR 3	LAP TIME	MPH	DIFF	TIME OF DAY
1 -		54.296	30.275	1:56.102	83.47	4.465	17:27:20.426
2 -	27.706	54.371	30.477	1:52.554	86.10	0.917	17:29:12.980
3 -	27.938	54.534	30.922	1:53.394	85.46	1.757	17:31:06.374
4 -	27.694	56.993	30.411	1:55.098	84.20	3.461	17:33:01.472
5 -	27.428	54.915	30.351	1:52.694	85.99	1.057	17:34:54.166
6 -	27.464	54.407	30.360	1:52.231	86.35	0.594	17:36:46.397
7 -	27.500	53.706	30.475	1:51.681 (2)	86.77	0.044	17:38:38.078
8 -	27.473	53.914	<b>30.250</b>	<b>1:51.637 (1)</b>	<b>86.81</b>		<b>17:40:29.715</b>
9 -	<b>27.288</b>	54.774	30.599	1:52.661	86.02	1.024	17:42:22.376
10 -	27.367	54.036	30.663	1:52.066	86.47	0.429	17:44:14.442
11 -	27.906	<b>53.591</b>	30.347	1:51.844 (3)	86.65	0.207	17:46:06.286



# Petro-Canada Lubricants Porsche Club Championship with Pirelli

## RACE 9 - SECTOR ANALYSIS



SECTOR 1 = FL to I1, SECTOR 2 = I1 to I2, SECTOR 3 = I2 to FL, DIFF = Difference To Personal Best Lap, P = Crossed Finish Line in Pit Lane, D = Time Disallowed

P5 11 1 James CALEY		Porsche 997 C2S					
IDEAL LAP TIME : 1:51.372		BEST LAP TIME : 1:51.670		DIFFERENCE : 0.298			
LAP	SECTOR 1	SECTOR 2	SECTOR 3	LAP TIME	MPH	DIFF	TIME OF DAY
1 -		55.315	31.757	2:01.513	79.75	9.843	17:27:25.837
2 -	28.057	54.129	30.815	1:53.001	85.76	1.331	17:29:18.838
3 -	27.585	<b>53.466</b>	30.619	<b>1:51.670 (1)</b>	<b>86.78</b>		<b>17:31:10.508</b>
4 -	27.431	54.481	30.566	1:52.478	86.16	0.808	17:33:02.986
5 -	27.554	54.156	30.623	1:52.333	86.27	0.663	17:34:55.319
6 -	27.604	53.900	30.681	1:52.185	86.38	0.515	17:36:47.504
7 -	27.842	53.996	<b>30.530</b>	1:52.368	86.24	0.698	17:38:39.872
8 -	27.444	53.666	30.569	1:51.679 (2)	86.77	0.009	17:40:31.551
9 -	<b>27.376</b>	54.235	30.624	1:52.235	86.34	0.565	17:42:23.786
10 -	27.587	53.740	30.685	1:52.012	86.52	0.342	17:44:15.798
11 -	27.439	53.691	30.715	1:51.845 (3)	86.64	0.175	17:46:07.643

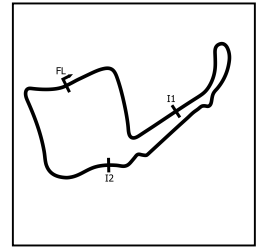
P6 85 1 Richard BAYSTON		Porsche 996 C2					
IDEAL LAP TIME : 1:53.553		BEST LAP TIME : 1:54.037		DIFFERENCE : 0.484			
LAP	SECTOR 1	SECTOR 2	SECTOR 3	LAP TIME	MPH	DIFF	TIME OF DAY
1 -		55.710	31.943	2:03.313	78.59	9.276	17:27:27.637
2 -	28.348	54.840	<b>30.912</b>	1:54.100 (2)	84.93	0.063	17:29:21.737
3 -	<b>28.022</b>	54.632	31.460	1:54.114 (3)	84.92	0.077	17:31:15.851
4 -	28.599	55.375	31.410	1:55.384	83.99	1.347	17:33:11.235
5 -	28.392	54.646	30.999	<b>1:54.037 (1)</b>	<b>84.98</b>		<b>17:35:05.272</b>
6 -	28.469	54.864	31.245	1:54.578	84.58	0.541	17:36:59.850
7 -	28.123	<b>54.619</b>	31.704	1:54.446	84.68	0.409	17:38:54.296
8 -	28.253	55.316	31.146	1:54.715	84.48	0.678	17:40:49.011
9 -	28.594	54.935	31.566	1:55.095	84.20	1.058	17:42:44.106
10 -	28.481	54.785	31.137	1:54.403	84.71	0.366	17:44:38.509
11 -	28.502	55.199	31.142	1:54.843	84.38	0.806	17:46:33.352

P7 16 1 Kevin HARRISON		Porsche 996 C2					
IDEAL LAP TIME : 1:53.139		BEST LAP TIME : 1:53.809		DIFFERENCE : 0.670			
LAP	SECTOR 1	SECTOR 2	SECTOR 3	LAP TIME	MPH	DIFF	TIME OF DAY
1 -		55.541	33.853	2:04.049	78.12	10.240	17:27:28.373
2 -	27.886	54.897	31.026	<b>1:53.809 (1)</b>	<b>85.15</b>		<b>17:29:22.182</b>
3 -	<b>27.698</b>	<b>54.741</b>	31.393	1:53.832 (2)	85.13	0.023	17:31:16.014
4 -	28.759	55.213	31.414	1:55.386	83.99	1.577	17:33:11.400
5 -	28.353	54.946	<b>30.700</b>	1:53.999 (3)	85.01	0.190	17:35:05.399
6 -	28.512	54.978	31.136	1:54.626	84.54	0.817	17:37:00.025
7 -	28.158	54.865	31.493	1:54.516	84.62	0.707	17:38:54.541
8 -	28.171	55.478	31.021	1:54.670	84.51	0.861	17:40:49.211
9 -	28.683	54.899	31.452	1:55.034	84.24	1.225	17:42:44.245
10 -	28.490	54.945	31.029	1:54.464	84.66	0.655	17:44:38.709
11 -	28.725	55.027	31.114	1:54.866	84.37	1.057	17:46:33.575

P8 47 2 James COLEMAN		Porsche Boxster S					
IDEAL LAP TIME : 1:53.484		BEST LAP TIME : 1:53.630		DIFFERENCE : 0.146			
LAP	SECTOR 1	SECTOR 2	SECTOR 3	LAP TIME	MPH	DIFF	TIME OF DAY
1 -		56.554	32.062	2:03.912	78.21	10.282	17:27:28.236
2 -	28.438	55.446	31.201	1:55.085	84.20	1.455	17:29:23.321
3 -	28.066	<b>54.438</b>	<b>31.126</b>	<b>1:53.630 (1)</b>	<b>85.28</b>		<b>17:31:16.951</b>
4 -	28.148	55.614	31.425	1:55.187	84.13	1.557	17:33:12.138
5 -	28.146	55.370	31.458	1:54.974	84.29	1.344	17:35:07.112
6 -	<b>27.920</b>	54.785	31.416	1:54.121 (2)	84.92	0.491	17:37:01.233
7 -	28.052	54.853	31.237	1:54.142 (3)	84.90	0.512	17:38:55.375
8 -	28.500	54.892	31.856	1:55.248	84.09	1.618	17:40:50.623
9 -	28.210	54.892	31.236	1:54.338	84.76	0.708	17:42:44.961
10 -	28.237	55.284	31.162	1:54.683	84.50	1.053	17:44:39.644
11 -	28.194	55.615	31.304	1:55.113	84.18	1.483	17:46:34.757

# Petro-Canada Lubricants Porsche Club Championship with Pirelli

## RACE 9 - SECTOR ANALYSIS



SECTOR 1 = FL to I1, SECTOR 2 = I1 to I2, SECTOR 3 = I2 to FL, DIFF = Difference To Personal Best Lap, P = Crossed Finish Line in Pit Lane, D = Time Disallowed

P9 30 2		Chris ASTLEY		Porsche Boxster S			
IDEAL LAP TIME : 1:53.640		BEST LAP TIME : 1:54.250		DIFFERENCE : 0.610			
LAP	SECTOR 1	SECTOR 2	SECTOR 3	LAP TIME	MPH	DIFF	TIME OF DAY
1 -		57.394	31.735	2:05.375	77.29	11.125	17:27:29.699
2 -	28.295	56.662	31.664	1:56.621	83.10	2.371	17:29:26.320
3 -	29.070	55.272	31.755	1:56.097	83.47	1.847	17:31:22.417
4 -	28.019	54.877	31.505	1:54.401 (3)	84.71	0.151	17:33:16.818
5 -	28.009	54.984	31.257	<b>1:54.250 (1)</b>	<b>84.82</b>		<b>17:35:11.068</b>
6 -	28.389	54.874	<b>31.160</b>	1:54.423	84.69	0.173	17:37:05.491
7 -	<b>27.943</b>	54.818	31.727	1:54.488	84.64	0.238	17:38:59.979
8 -	28.337	<b>54.537</b>	31.506	1:54.380 (2)	84.72	0.130	17:40:54.359
9 -	28.566	55.082	31.599	1:55.247	84.09	0.997	17:42:49.606
10 -	28.010	55.572	31.875	1:55.457	83.93	1.207	17:44:45.063
11 -	28.326	56.031	32.041	1:56.398	83.26	2.148	17:46:41.461

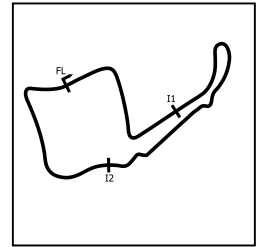
P10 91 2		Colin TESTER		Porsche Boxster S			
IDEAL LAP TIME : 1:54.454		BEST LAP TIME : 1:54.664		DIFFERENCE : 0.210			
LAP	SECTOR 1	SECTOR 2	SECTOR 3	LAP TIME	MPH	DIFF	TIME OF DAY
1 -		56.370	32.257	2:04.487	77.84	9.823	17:27:28.811
2 -	28.434	55.517	31.430	1:55.381	83.99	0.717	17:29:24.192
3 -	28.171	55.134	<b>31.359</b>	<b>1:54.664 (1)</b>	<b>84.51</b>		<b>17:31:18.856</b>
4 -	28.555	55.873	31.572	1:56.000	83.54	1.336	17:33:14.856
5 -	28.574	55.927	31.551	1:56.052	83.50	1.388	17:35:10.908
6 -	29.006	56.450	31.801	1:57.257	82.65	2.593	17:37:08.165
7 -	28.399	55.736	31.492	1:55.627	83.81	0.963	17:39:03.792
8 -	<b>28.149</b>	55.265	31.649	1:55.063 (3)	84.22	0.399	17:40:58.855
9 -	28.224	55.006	31.585	1:54.815 (2)	84.40	0.151	17:42:53.670
10 -	28.244	<b>54.946</b>	32.031	1:55.221	84.11	0.557	17:44:48.891
11 -	28.438	55.097	31.534	1:55.069	84.22	0.405	17:46:43.960

P11 44 2		Andrew PORTER		Porsche Boxster S			
IDEAL LAP TIME : 1:53.935		BEST LAP TIME : 1:54.098		DIFFERENCE : 0.163			
LAP	SECTOR 1	SECTOR 2	SECTOR 3	LAP TIME	MPH	DIFF	TIME OF DAY
1 -		57.606	32.560	2:07.799	75.83	13.701	17:27:32.123
2 -	28.572	55.696	31.776	1:56.044	83.51	1.946	17:29:28.167
3 -	29.304	56.354	31.651	1:57.309	82.61	3.211	17:31:25.476
4 -	28.483	56.388	31.850	1:56.721	83.02	2.623	17:33:22.197
5 -	29.102	55.828	32.016	1:56.946	82.86	2.848	17:35:19.143
6 -	28.098	55.699	31.535	1:55.332	84.02	1.234	17:37:14.475
7 -	28.228	55.586	31.828	1:55.642	83.80	1.544	17:39:10.117
8 -	28.344	55.331	31.178	1:54.853	84.38	0.755	17:41:04.970
9 -	28.036	<b>54.793</b>	31.269	<b>1:54.098 (1)</b>	<b>84.93</b>		<b>17:42:59.068</b>
10 -	28.131	55.529	<b>31.176</b>	1:54.836 (3)	84.39	0.738	17:44:53.904
11 -	<b>27.966</b>	55.092	31.460	1:54.518 (2)	84.62	0.420	17:46:48.422

P12 45 1		Paul SEAGRAVE		Porsche 996 C2			
IDEAL LAP TIME : 1:54.344		BEST LAP TIME : 1:54.462		DIFFERENCE : 0.118			
LAP	SECTOR 1	SECTOR 2	SECTOR 3	LAP TIME	MPH	DIFF	TIME OF DAY
1 -		57.631	33.098	2:07.981	75.72	13.519	17:27:32.305
2 -	29.638	55.934	31.852	1:57.424	82.53	2.962	17:29:29.729
3 -	28.377	56.454	31.990	1:56.821	82.95	2.359	17:31:26.550
4 -	28.482	57.058	32.026	1:57.566	82.43	3.104	17:33:24.116
5 -	28.453	55.311	31.888	1:55.652	83.79	1.190	17:35:19.768
6 -	28.671	55.067	31.834	1:55.572	83.85	1.110	17:37:15.340
7 -	28.649	55.337	31.508	1:55.494	83.91	1.032	17:39:10.834
8 -	28.116	55.393	31.364	1:54.873 (2)	84.36	0.411	17:41:05.707
9 -	28.236	55.339	31.378	1:54.953 (3)	84.30	0.491	17:43:00.660
10 -	28.216	<b>54.966</b>	<b>31.280</b>	<b>1:54.462 (1)</b>	<b>84.66</b>		<b>17:44:55.122</b>
11 -	<b>28.098</b>	55.524	31.504	1:55.126	84.17	0.664	17:46:50.248

# Petro-Canada Lubricants Porsche Club Championship with Pirelli

## RACE 9 - SECTOR ANALYSIS



SECTOR 1 = FL to I1, SECTOR 2 = I1 to I2, SECTOR 3 = I2 to FL, DIFF = Difference To Personal Best Lap, P = Crossed Finish Line in Pit Lane, D = Time Disallowed

P13 88 2		Paul SIMPSON		Porsche Boxster S			
IDEAL LAP TIME : 1:54.640		BEST LAP TIME : 1:54.640		DIFFERENCE : 0.000			
LAP	SECTOR 1	SECTOR 2	SECTOR 3	LAP TIME	MPH	DIFF	TIME OF DAY
1 -		57.161	32.715	2:08.243	75.56	13.603	17:27:32.567
2 -	29.725	55.930	32.011	1:57.666	82.36	3.026	17:29:30.233
3 -	28.355	56.255	32.292	1:56.902	82.90	2.262	17:31:27.135
4 -	28.219	57.074	32.153	1:57.446	82.51	2.806	17:33:24.581
5 -	28.301	55.691	31.692	1:55.684	83.77	1.044	17:35:20.265
6 -	28.850	55.981	32.066	1:56.897	82.90	2.257	17:37:17.162
7 -	28.764	55.353	31.634	1:55.751	83.72	1.111	17:39:12.913
8 -	28.409	55.264	31.722	1:55.395 (2)	83.98	0.755	17:41:08.308
9 -	28.478	55.527	31.526	1:55.531 (3)	83.88	0.891	17:43:03.839
10 -	<b>28.122</b>	<b>55.034</b>	<b>31.484</b>	<b>1:54.640 (1)</b>	<b>84.53</b>		<b>17:44:58.479</b>
11 -	28.513	55.459	31.591	1:55.563	83.86	0.923	17:46:54.042

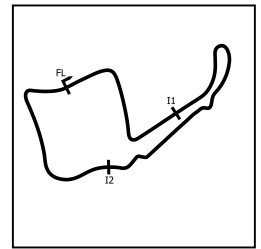
P14 70 2		Angus ARCHER		Porsche Boxster S			
IDEAL LAP TIME : 1:55.553		BEST LAP TIME : 1:55.638		DIFFERENCE : 0.085			
LAP	SECTOR 1	SECTOR 2	SECTOR 3	LAP TIME	MPH	DIFF	TIME OF DAY
1 -		57.346	32.463	2:06.886	76.37	11.248	17:27:31.210
2 -	<b>28.614</b>	55.531	32.052	1:56.197	83.40	0.559	17:29:27.407
3 -	28.804	56.222	31.942	1:56.968	82.85	1.330	17:31:24.375
4 -	29.237	56.340	31.866	1:57.443	82.51	1.805	17:33:21.818
5 -	29.076	55.892	32.473	1:57.441	82.52	1.803	17:35:19.259
6 -	29.086	56.452	32.394	1:57.932	82.17	2.294	17:37:17.191
7 -	29.596	55.973	31.997	1:57.566	82.43	1.928	17:39:14.757
8 -	28.977	55.984	31.814	1:56.775	82.99	1.137	17:41:11.532
9 -	28.793	55.297	<b>31.689</b>	1:55.779 (2)	83.70	0.141	17:43:07.311
10 -	28.741	55.401	31.708	1:55.850 (3)	83.65	0.212	17:45:03.161
11 -	28.694	<b>55.250</b>	31.694	<b>1:55.638 (1)</b>	<b>83.80</b>		<b>17:46:58.799</b>

P15 24 2		Carl HAZELTON		Porsche Boxster S			
IDEAL LAP TIME : 1:55.207		BEST LAP TIME : 1:55.234		DIFFERENCE : 0.027			
LAP	SECTOR 1	SECTOR 2	SECTOR 3	LAP TIME	MPH	DIFF	TIME OF DAY
1 -		58.300	33.062	2:09.580	74.78	14.346	17:27:33.904
2 -	29.458	56.209	32.350	1:58.017	82.11	2.783	17:29:31.921
3 -	28.641	56.562	32.323	1:57.526	82.46	2.292	17:31:29.447
4 -	28.588	56.560	32.125	1:57.273	82.63	2.039	17:33:26.720
5 -	28.694	55.937	31.879	1:56.510	83.18	1.276	17:35:23.230
6 -	28.748	55.913	32.055	1:56.716	83.03	1.482	17:37:19.946
7 -	28.706	56.134	31.804	1:56.644	83.08	1.410	17:39:16.590
8 -	28.659	55.833	31.787	1:56.279	83.34	1.045	17:41:12.869
9 -	28.484	55.848	31.723	1:56.055 (3)	83.50	0.821	17:43:08.924
10 -	<b>28.237</b>	55.333	<b>31.664</b>	<b>1:55.234 (1)</b>	<b>84.10</b>		<b>17:45:04.158</b>
11 -	28.451	<b>55.306</b>	31.825	1:55.582 (2)	83.84	0.348	17:46:59.740

P16 10 2		Julian MORRIS		Porsche Boxster S			
IDEAL LAP TIME : 1:56.449		BEST LAP TIME : 1:56.459		DIFFERENCE : 0.010			
LAP	SECTOR 1	SECTOR 2	SECTOR 3	LAP TIME	MPH	DIFF	TIME OF DAY
1 -		57.774	32.782	2:09.714	74.71	13.255	17:27:34.038
2 -	29.677	56.794	32.486	1:58.957	81.46	2.498	17:29:32.995
3 -	29.505	56.587	32.230	1:58.322	81.90	1.863	17:31:31.317
4 -	29.076	56.523	32.231	1:57.830	82.24	1.371	17:33:29.147
5 -	29.162	56.369	<b>31.914</b>	1:57.445	82.51	0.986	17:35:26.592
6 -	29.230	56.821	32.047	1:58.098	82.06	1.639	17:37:24.690
7 -	28.917	56.365	33.831	1:59.113	81.36	2.654	17:39:23.803
8 -	28.958	56.621	32.507	1:58.086	82.06	1.627	17:41:21.889
9 -	28.868	56.050	32.260	1:57.178 (2)	82.70	0.719	17:43:19.067
10 -	<b>28.730</b>	<b>55.805</b>	31.924	<b>1:56.459 (1)</b>	<b>83.21</b>		<b>17:45:15.526</b>
11 -	29.071	56.236	32.024	1:57.331 (3)	82.59	0.872	17:47:12.857

# Petro-Canada Lubricants Porsche Club Championship with Pirelli

## RACE 9 - SECTOR ANALYSIS



SECTOR 1 = FL to I1, SECTOR 2 = I1 to I2, SECTOR 3 = I2 to FL, DIFF = Difference To Personal Best Lap, P = Crossed Finish Line in Pit Lane, D = Time Disallowed

P17		1 1		Matt KYLE-HENNEY		Porsche Cayman S	
IDEAL LAP TIME : 1:51.332		BEST LAP TIME : 1:51.511		DIFFERENCE : 0.179			
LAP	SECTOR 1	SECTOR 2	SECTOR 3	LAP TIME	MPH	DIFF	TIME OF DAY
1 -		55.275	31.944	2:01.262	79.91	9.751	17:27:25.586
2 -	27.616	54.144	30.912	1:52.672	86.01	1.161	17:29:18.258
3 -	27.417	<b>53.558</b>	<b>30.536</b>	<b>1:51.511 (1)</b>	<b>86.90</b>		<b>17:31:09.769</b>
4 -	<b>27.238</b>	54.820	30.564	1:52.622	86.05	1.111	17:33:02.391
5 -	27.344	54.604	30.572	1:52.520 (3)	86.12	1.009	17:34:54.911
6 -	27.241	54.171	30.894	1:52.306 (2)	86.29	0.795	17:36:47.217
7 -	27.567	55.026	45.391	2:07.984	75.72	16.473	17:38:55.201
8 -	28.980	55.291	31.478	1:55.749	83.72	4.238	17:40:50.950
9 -	28.466	55.690	31.753	1:55.909	83.61	4.398	17:42:46.859
10 -	28.574	58.938	IN PIT	2:05.475 P	77.23	13.964	17:44:52.334
11 -	OUTLAP	58.657	33.864	2:26.188	66.29	34.677	17:47:18.522

P18		62 1		Neil DELARGY		Porsche 997 C2S	
IDEAL LAP TIME : 1:52.907		BEST LAP TIME : 1:53.271		DIFFERENCE : 0.364			
LAP	SECTOR 1	SECTOR 2	SECTOR 3	LAP TIME	MPH	DIFF	TIME OF DAY
1 -		55.409	39.900	2:08.466	75.43	15.195	17:27:32.790
2 -	28.423	55.784	31.447	1:55.654	83.79	2.383	17:29:28.444
3 -	28.227	56.500	31.556	1:56.283	83.34	3.012	17:31:24.727
4 -	28.126	54.482	<b>30.663</b>	<b>1:53.271 (1)</b>	<b>85.55</b>		<b>17:33:17.998</b>
5 -	<b>27.979</b>	54.517	31.242	1:53.738 (2)	85.20	0.467	17:35:11.736
6 -	28.558	55.429	31.151	1:55.138	84.17	1.867	17:37:06.874
7 -	28.842	<b>54.265</b>	30.903	1:54.010 (3)	85.00	0.739	17:39:00.884

P19		17 1		Andrew MUGGERIDGE		Porsche 996 C2	
IDEAL LAP TIME : 1:55.863		BEST LAP TIME : 1:55.944		DIFFERENCE : 0.081			
LAP	SECTOR 1	SECTOR 2	SECTOR 3	LAP TIME	MPH	DIFF	TIME OF DAY
1 -		56.713	31.988	2:04.762 (2)	77.67	8.818	17:27:29.086
2 -	28.551	<b>55.933</b>	<b>31.460</b>	<b>1:55.944 (1)</b>	<b>83.58</b>		<b>17:29:25.030</b>

# Petro-Canada Lubricants Porsche Club Championship with Pirelli

## RACE 9 - STATISTICS

**Competitors Started** 19  
**Planned Start** 2022-07-09 @ 17:15:00.000  
**Actual Start** 2022-07-09 @ 17:25:24.323  
**Finish Time** 2022-07-09 @ 17:45:55.906  
**Track Length** 2.6920mi.  
**Total Laps** 196  
**Total Distance Covered** 527.6375mi.

### Session Fastest Lap History

NO	CL	NAME	LAP TIME	TIME OF DAY	LAP	VEHICLE
2	1	Peter MORRIS	1:56.102	17:27:20.436	1	Porsche 997 C2S
2	1	Peter MORRIS	1:52.554	17:29:12.991	2	Porsche 997 C2S
23	1	Simon CLARK	1:52.551	17:29:13.418	2	Porsche 996 C2
9	1	Chris DYER	1:51.625	17:29:13.967	2	Porsche Cayman S
80	1	Bill CALEY	1:51.425	17:31:08.003	3	Porsche Cayman S
23	1	Simon CLARK	1:50.885	17:36:42.906	6	Porsche 996 C2
23	1	Simon CLARK	1:50.665	17:38:33.571	7	Porsche 996 C2
23	1	Simon CLARK	1:50.548	17:40:24.119	8	Porsche 996 C2

### Session Leader History

NO	CL	NAME	FROM LAP	LAPS LED	DISTANCE	VEHICLE
2	1	Peter MORRIS	1	3	8.07 miles	Porsche 997 C2S
23	1	Simon CLARK	4	8	21.53 miles	Porsche 996 C2

### Flag History

TYPE	TIME OF DAY
GREEN	17:25:24.323
FINISH	17:45:55.906

### Flag Statistics

TYPE	COUNT	TOTAL LAPS	TOTAL TIME
Green	1	11	24:25.583
Red	0	0	0.000
Safety Car	0	0	0.000
FCY	0	0	0.000

# Petro-Canada Lubricants Porsche Club Championship with Pirelli

## RACE 9 - STATISTICS

CLASS : 1

11 Starters

### Fastest Lap History

NO	NAME	LAP TIME	TIME OF DAY	LAP	VEHICLE
2	Peter MORRIS	1:56.102	17:27:20.436	1	Porsche 997 C2S
2	Peter MORRIS	1:52.554	17:29:12.991	2	Porsche 997 C2S
23	Simon CLARK	1:52.551	17:29:13.418	2	Porsche 996 C2
9	Chris DYER	1:51.625	17:29:13.967	2	Porsche Cayman S
80	Bill CALEY	1:51.425	17:31:08.003	3	Porsche Cayman S
23	Simon CLARK	1:50.885	17:36:42.906	6	Porsche 996 C2
23	Simon CLARK	1:50.665	17:38:33.571	7	Porsche 996 C2
23	Simon CLARK	1:50.548	17:40:24.119	8	Porsche 996 C2

### Leader History

NO	NAME	FROM LAP	LAPS LED	DISTANCE	VEHICLE
2	Peter MORRIS	1	3	8.07 miles	Porsche 997 C2S
23	Simon CLARK	4	8	21.53 miles	Porsche 996 C2

# Petro-Canada Lubricants Porsche Club Championship with Pirelli

## RACE 9 - STATISTICS

**CLASS : 2**

8 Starters

### Fastest Lap History

NO	NAME	LAP TIME	TIME OF DAY	LAP	VEHICLE
47	James COLEMAN	<b>2:03.912</b>	17:27:28.235	1	Porsche Boxster S
47	James COLEMAN	<b>1:55.085</b>	17:29:23.321	2	Porsche Boxster S
47	James COLEMAN	<b>1:53.630</b>	17:31:16.951	3	Porsche Boxster S

### Leader History

NO	NAME	FROM LAP	LAPS LED	DISTANCE	VEHICLE
47	James COLEMAN	1	11	29.61 miles	Porsche Boxster S