



**Porsche Club**  
Motorsport



**Oulton Park**

3<sup>rd</sup> July 2021

**Results**



**PORSCHE**  
CLASSIC

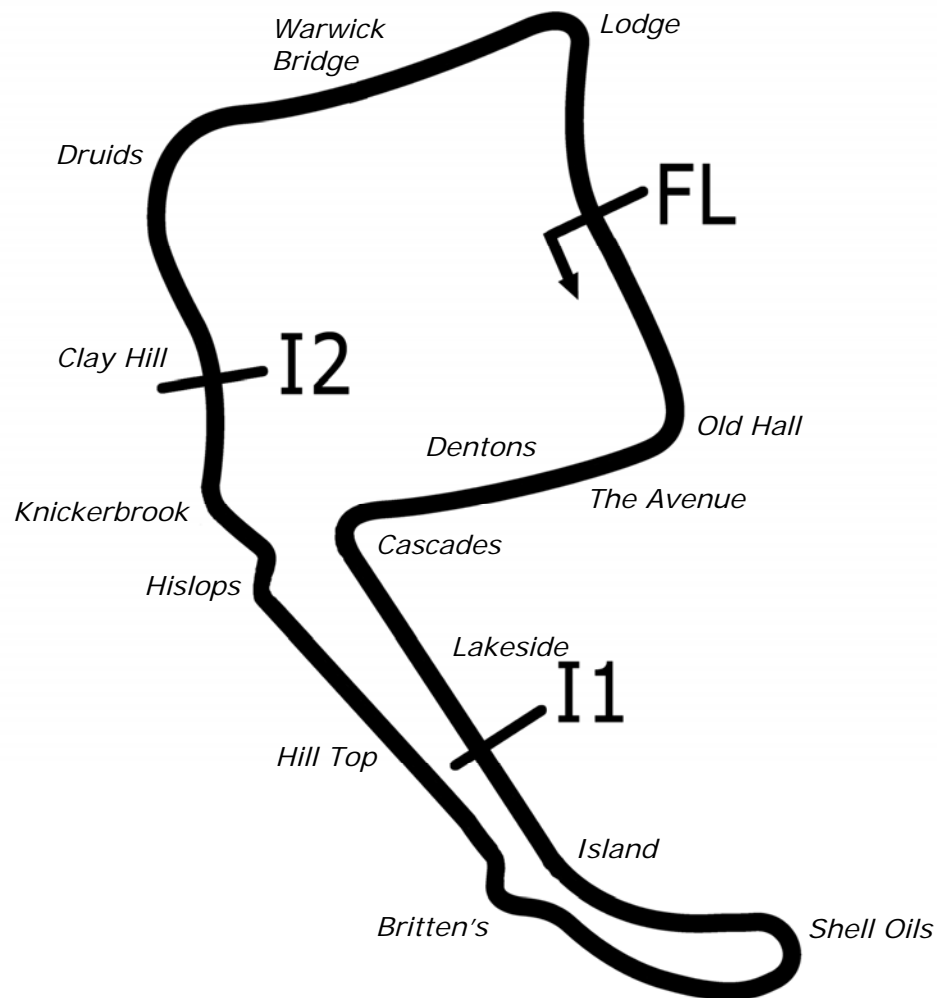


# Oulton Park International

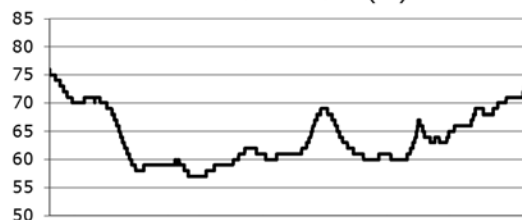


SPORTS TIMING

TIMING SOLUTIONS LTD



Circuit Altitude (m)



Length	2.6920 miles	4332.4 m	
FL		53.17997 N	2.61294 W
I1	1163m	53.17248 N	2.61631 W
I2	3066m	53.17830 N	2.62040 W
Pit Entry	4314m	53.18011 N	2.61306 W
Pit Exit	180m after FL	53.17836 N	2.61232 W
Pit Entry-Pit Exit 199m, 14.3s @50kph, 11.9s @60kph			

All results available at [www.tsl-timing.com](http://www.tsl-timing.com)

# Petro-Canada Lubricants Porsche Club Championship with Pirelli

## PRACTICE - CLASSIFICATION

POS	NO	CL	PIC NAME	ENTRY	TIME	ON	LAPS	GAP	DIFF	MPH
1	2	1	1 Peter MORRIS	Porsche 997 C2S	2:03.070	11	11			78.74
2	23	1	2 Simon CLARK	Porsche Cayman S	2:03.681	12	12	0.611	0.611	78.35
3	11	1	3 James CALEY	Porsche 997 C2S	2:06.051	9	12	2.981	2.370	76.88
4	14	1	4 Mark MCALEER	Porsche 997 C2S	2:06.205	10	11	3.135	0.154	76.79
5	44	1	5 Jake MCALEER	Porsche Cayman S	2:06.846	9	12	3.776	0.641	76.40
6	3	1	6 Richard ELLIS	Porsche 996 C2	2:08.813	11	12	5.743	1.967	75.23
7	9	1	7 Chris DYER	Porsche Cayman S	2:09.575	6	8	6.505	0.762	74.79
8	88	2	1 Paul SIMPSON	Porsche Boxster S	2:10.173	9	9	7.103	0.598	74.44
9	85	1	8 Richard BAYSTON	Porsche 996 C2	2:10.573	7	8	7.503	0.400	74.22
10	25	2	2 Matthew KYLE-HENNEY	Porsche Boxster S	2:10.574	10	11	7.504	0.001	74.22
11	12*	2	3 Bill CALEY	Porsche Boxster S	2:13.180	2	7	10.110	2.606	72.76
12	21	3	1 Alistair NELSON	Porsche Boxster S	2:13.571	10	10	10.501	0.391	72.55
13	33	2	4 Kevin MOLYNEAUX	Porsche Boxster S	2:14.395	6	6	11.325	0.824	72.11
14	8	2	5 Steven MORRISON	Porsche Boxster S	2:14.812	8	9	11.742	0.417	71.88
15	10	2	6 Julian MORRIS	Porsche Boxster S	2:14.850	10	11	11.780	0.038	71.86
16	70	2	7 Angus ARCHER	Porsche Boxster S	2:16.794	6	7	13.724	1.944	70.84
17	17	2	8 Andy MUGGERIDGE	Porsche Boxster S	2:16.861	8	10	13.791	0.067	70.81
18	78*	3	2 Richard FORBER	Porsche Boxster S	2:18.226	2	6	15.156	1.365	70.11
19	55	3	3 Scott ADAMS	Porsche Boxster S	2:19.494	8	9	16.424	1.268	69.47
20	90	3	4 Sarah THOMSON	Porsche Boxster S	2:19.812	5	7	16.742	0.318	69.31
21	45	1	9 Paul SEAGRAVE	Porsche 996 C2	2:20.963	4	5	17.893	1.151	68.75
22	22	3	5 Peter EVANS	Porsche Boxster S	2:21.703	10	10	18.633	0.740	68.39
23	64	2	9 Vince BLACKER	Porsche Boxster S	2:22.813	10	11	19.743	1.110	67.86
24	6	3	6 Mike THOMPSON	Porsche Boxster S	2:23.734	4	6	20.664	0.921	67.42
25	49*	3	7 Steven SHORE	Porsche Boxster S	2:24.152	6	8	21.082	0.418	67.22
26	20	1	10 John ALEXANDER	Porsche Cayman S	2:31.283	9	10	28.213	7.131	64.06
27	94	2	10 Jesse CHAMBERLAIN	Porsche Boxster S	2:36.473	3	4	33.403	5.190	61.93
28	69	2	11 Jon NEWELL	Porsche Boxster S	2:39.843	1	4	36.773	3.370	60.63
29	24	2	12 Carl HAZELTON	Porsche Boxster S			5			
30	48*	2	13 Toby BARLOW	Porsche Boxster S			2			

\*Cars 12, 48, 49 & 78 require working transponders - Regulation Q12.8.1 refers.

Weather / Track : Rain / Wet

These results are provisional until the conclusion of any judicial and technical matters.

Oulton Park International

Circuit Length = 2.6920 miles

Start: 08:30 Flag 09:00 End: 09:02

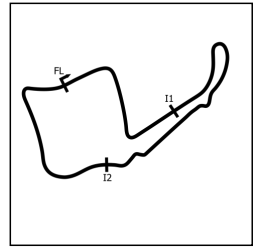
Clerk Of Course : Tony Watts

Stewards :

Timekeeper : Nick Palmer

# Petro-Canada Lubricants Porsche Club Championship with Pirelli

## PRACTICE - SECTOR ANALYSIS



SECTOR 1 = FL to I1, SECTOR 2 = I1 to I2, SECTOR 3 = I2 to FL, DIFF = Difference To Personal Best Lap, P = Crossed Finish Line in Pit Lane, D = Time Disallowed

<b>P1</b>		<b>2 1</b>		<b>Peter MORRIS</b>		Porsche 997 C2S	
IDEAL LAP TIME : 2:03.045		BEST LAP TIME : 2:03.070		DIFFERENCE : 0.025			
LAP	SECTOR 1	SECTOR 2	SECTOR 3	LAP TIME	MPH	DIFF	TIME OF DAY
1 -	34.347	1:02.899	36.623	2:13.869	72.39	10.799	08:39:04.158
2 -	33.834	1:02.469	35.423	2:11.726	73.57	8.656	08:41:15.884
3 -	31.514	1:01.377	36.776	2:09.667	74.73	6.597	08:43:25.551
4 -	31.875	1:01.422	34.057	2:07.354	76.09	4.284	08:45:32.905
5 -	32.731	1:01.089	35.146	2:08.966	75.14	5.896	08:47:41.871
6 -	31.701	1:00.336	34.773	2:06.810	76.42	3.740	08:49:48.681
7 -	31.235	1:00.627	33.939	2:05.801 (2)	77.03	2.731	08:51:54.482
8 -	34.592	1:00.912	IN PIT	2:14.852 P	71.86	11.782	08:54:09.334
9 -	OUTLAP	1:02.390	34.584	2:47.716	57.78	44.646	08:56:57.050
10 -	<b>30.574</b>	1:00.931	34.535	2:06.040 (3)	76.89	2.970	08:59:03.090
11 -	30.599	<b>59.166</b>	<b>33.305</b>	<b>2:03.070 (1)</b>	<b>78.74</b>		<b>09:01:06.160</b>

<b>P2</b>		<b>23 1</b>		<b>Simon CLARK</b>		Porsche Cayman S	
IDEAL LAP TIME : 2:03.681		BEST LAP TIME : 2:03.681		DIFFERENCE : 0.000			
LAP	SECTOR 1	SECTOR 2	SECTOR 3	LAP TIME	MPH	DIFF	TIME OF DAY
1 -	31.911	1:03.039	37.096	2:12.046	73.39	8.365	08:34:56.791
2 -	31.966	1:03.538	37.097	2:12.601	73.08	8.920	08:37:09.392
3 -	32.834	1:04.658	35.967	2:13.459	72.61	9.778	08:39:22.851
4 -	33.902	1:07.557	38.495	2:19.954	69.24	16.273	08:41:42.805
5 -	32.137	1:01.220	34.537	2:07.894	75.77	4.213	08:43:50.699
6 -	32.358	1:00.322	34.583	2:07.263	76.15	3.582	08:45:57.962
7 -	30.992	59.939	34.770	2:05.701 (3)	77.09	2.020	08:48:03.663
8 -	32.747	1:02.690	IN PIT	2:15.929 P	71.29	12.248	08:50:19.592
9 -	OUTLAP	1:02.888	34.530	3:31.828	45.75	1:28.147	08:53:51.420
10 -	32.741	1:01.790	34.178	2:08.709	75.29	5.028	08:56:00.129
11 -	30.955	1:00.561	33.922	2:05.438 (2)	77.25	1.757	08:58:05.567
12 -	<b>30.668</b>	<b>59.475</b>	<b>33.538</b>	<b>2:03.681 (1)</b>	<b>78.35</b>		<b>09:00:09.248</b>

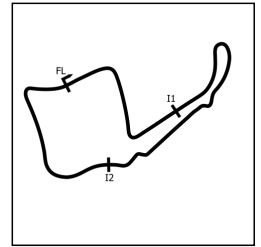
<b>P3</b>		<b>11 1</b>		<b>James CALEY</b>		Porsche 997 C2S	
IDEAL LAP TIME : 2:05.079		BEST LAP TIME : 2:06.051		DIFFERENCE : 0.972			
LAP	SECTOR 1	SECTOR 2	SECTOR 3	LAP TIME	MPH	DIFF	TIME OF DAY
1 -	34.761	1:04.102	36.116	2:14.979	71.79	8.928	08:34:50.255
2 -	32.915	1:06.808	36.197	2:15.920	71.30	9.869	08:37:06.175
3 -	33.597	1:07.859	37.651	2:19.107	69.66	13.056	08:39:25.282
4 -	34.166	1:05.733	IN PIT	2:25.829 P	66.45	19.778	08:41:51.111
5 -	OUTLAP	1:02.919	35.879	3:48.300	42.44	1:42.249	08:45:39.411
6 -	32.204	1:01.988	36.191	2:10.383	74.32	4.332	08:47:49.794
7 -	32.064	1:01.644	34.969	2:08.677	75.31	2.626	08:49:58.471
8 -	31.510	1:00.986	34.887	2:07.383	76.08	1.332	08:52:05.854
9 -	31.285	1:00.536	<b>34.230</b>	<b>2:06.051 (1)</b>	<b>76.88</b>		<b>08:54:11.905</b>
10 -	<b>30.827</b>	1:01.483	34.437	2:06.747 (2)	76.46	0.696	08:56:18.652
11 -	30.939	1:01.528	34.539	2:07.006 (3)	76.30	0.955	08:58:25.658
12 -	33.918	<b>1:00.022</b>	35.678	2:09.618	74.76	3.567	09:00:35.276

Weather / Track : Rain / Wet

Oulton Park International  
 Circuit Length = 2.6920 miles  
 Start: 08:30 Flag 09:00 End: 09:02

# Petro-Canada Lubricants Porsche Club Championship with Pirelli

## PRACTICE - SECTOR ANALYSIS



SECTOR 1 = FL to I1, SECTOR 2 = I1 to I2, SECTOR 3 = I2 to FL, DIFF = Difference To Personal Best Lap, P = Crossed Finish Line in Pit Lane, D = Time Disallowed

P4 14 1		Mark MCALEER		Porsche 997 C2S			
IDEAL LAP TIME : 2:05.660		BEST LAP TIME : 2:06.205		DIFFERENCE : 0.545			
LAP	SECTOR 1	SECTOR 2	SECTOR 3	LAP TIME	MPH	DIFF	TIME OF DAY
1 -	32.979	1:03.080	36.712	2:12.771	72.99	6.566	08:34:55.358
2 -	32.315	1:03.723	36.116	2:12.154	73.33	5.949	08:37:07.512
3 -	34.045	1:04.794	35.672	2:14.511	72.04	8.306	08:39:22.023
4 -	33.799	1:08.015	37.621	2:19.435	69.50	13.230	08:41:41.458
5 -	32.798	1:00.666	34.612	2:08.076 (3)	75.66	1.871	08:43:49.534
6 -	34.920	1:03.556	34.866	2:13.342	72.68	7.137	08:46:02.876
7 -	31.493	1:00.096	34.991	2:06.580 (2)	76.56	0.375	08:48:09.456
8 -	<b>31.407</b>	1:03.022	IN PIT	2:17.761 P	70.34	11.556	08:50:27.217
9 -	OUTLAP	1:02.442	35.383	4:08.837	38.94	2:02.632	08:54:36.054
10 -	31.952	<b>1:00.021</b>	<b>34.232</b>	<b>2:06.205 (1)</b>	<b>76.79</b>		<b>08:56:42.259</b>
11 -	34.444	1:09.282	IN PIT	2:36.996 P	61.72	30.791	08:59:19.255

P5 44 1		Jake MCALEER		Porsche Cayman S			
IDEAL LAP TIME : 2:06.089		BEST LAP TIME : 2:06.846		DIFFERENCE : 0.757			
LAP	SECTOR 1	SECTOR 2	SECTOR 3	LAP TIME	MPH	DIFF	TIME OF DAY
1 -	33.591	1:02.603	37.868	2:14.062	72.28	7.216	08:35:36.620
2 -	32.359	1:01.472	37.125	2:10.956	74.00	4.110	08:37:47.576
3 -	32.733	1:01.241	37.683	2:11.657	73.61	4.811	08:39:59.233
4 -	31.995	1:05.098	35.207	2:12.300	73.25	5.454	08:42:11.533
5 -	33.210	1:05.833	IN PIT	2:24.678 P	66.98	17.832	08:44:36.211
6 -	OUTLAP	1:01.449	34.923	3:38.887	44.27	1:32.041	08:48:15.098
7 -	<b>31.448</b>	1:02.497	34.968	2:08.913 (3)	75.17	2.067	08:50:24.011
8 -	31.989	1:03.476	34.504	2:09.969	74.56	3.123	08:52:33.980
9 -	32.205	<b>1:00.710</b>	<b>33.931</b>	<b>2:06.846 (1)</b>	<b>76.40</b>		<b>08:54:40.826</b>
10 -	32.514	1:00.760	34.286	2:07.560 (2)	75.97	0.714	08:56:48.386
11 -	32.772	1:03.721	IN PIT	2:21.358 P	68.55	14.512	08:59:09.744
12 -	OUTLAP	1:02.506	36.076	3:00.130	53.80	53.284	09:02:09.874

P6 3 1		Richard ELLIS		Porsche 996 C2			
IDEAL LAP TIME : 2:07.854		BEST LAP TIME : 2:08.813		DIFFERENCE : 0.959			
LAP	SECTOR 1	SECTOR 2	SECTOR 3	LAP TIME	MPH	DIFF	TIME OF DAY
1 -	35.733	1:05.162	39.236	2:20.131	69.15	11.318	08:36:15.522
2 -	33.879	1:06.248	37.830	2:17.957	70.24	9.144	08:38:33.479
3 -	34.434	1:04.711	39.219	2:18.364	70.04	9.551	08:40:51.843
4 -	33.889	1:03.524	36.319	2:13.732	72.46	4.919	08:43:05.575
5 -	32.858	1:03.142	35.954	2:11.954	73.44	3.141	08:45:17.529
6 -	32.369	1:03.541	38.505	2:14.415	72.09	5.602	08:47:31.944
7 -	32.408	1:01.530	36.657	2:10.595	74.20	1.782	08:49:42.539
8 -	34.009	1:01.591	35.637	2:11.237	73.84	2.424	08:51:53.776
9 -	35.578	1:01.662	35.347	2:12.587	73.09	3.774	08:54:06.363
10 -	<b>32.108</b>	1:01.668	35.351	2:09.127 (2)	75.05	0.314	08:56:15.490
11 -	32.411	1:01.503	<b>34.899</b>	<b>2:08.813 (1)</b>	<b>75.23</b>		<b>08:58:24.303</b>
12 -	32.719	<b>1:00.847</b>	36.459	2:10.025 (3)	74.53	1.212	09:00:34.328

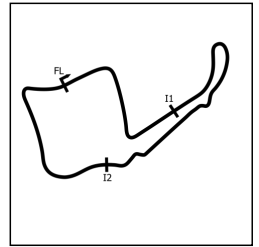
P7 9 1		Chris DYER		Porsche Cayman S			
IDEAL LAP TIME : 2:08.465		BEST LAP TIME : 2:09.575		DIFFERENCE : 1.110			
LAP	SECTOR 1	SECTOR 2	SECTOR 3	LAP TIME	MPH	DIFF	TIME OF DAY
1 -	35.070	1:02.861	36.817	2:14.748	71.92	5.173	08:37:13.976
2 -	33.156	1:03.507	38.070	2:14.733	71.92	5.158	08:39:28.709
3 -	32.536	1:04.470	IN PIT	2:24.456 P	67.08	14.881	08:41:53.165
4 -	OUTLAP	1:02.792	35.770	5:21.830	30.11	3:12.255	08:47:14.995
5 -	33.409	<b>1:01.026</b>	<b>35.462</b>	2:09.897 (2)	74.60	0.322	08:49:24.892
6 -	<b>31.977</b>	1:01.892	35.706	<b>2:09.575 (1)</b>	<b>74.79</b>		<b>08:51:34.467</b>
7 -	31.999	1:02.129	36.320	2:10.448 (3)	74.29	0.873	08:53:44.915
8 -	33.168	1:02.978	IN PIT	2:20.091 P	69.17	10.516	08:56:05.006

Weather / Track : Rain / Wet

Oulton Park International  
Circuit Length = 2.6920 miles  
Start: 08:30 Flag 09:00 End: 09:02

# Petro-Canada Lubricants Porsche Club Championship with Pirelli

## PRACTICE - SECTOR ANALYSIS



SECTOR 1 = FL to I1, SECTOR 2 = I1 to I2, SECTOR 3 = I2 to FL, DIFF = Difference To Personal Best Lap, P = Crossed Finish Line in Pit Lane, D = Time Disallowed

<b>P8 88 2 Paul SIMPSON</b>		<b>Porsche Boxster S</b>					
IDEAL LAP TIME : 2:10.155		BEST LAP TIME : 2:10.173		DIFFERENCE : 0.018			
LAP	SECTOR 1	SECTOR 2	SECTOR 3	LAP TIME	MPH	DIFF	TIME OF DAY
1 -	38.128	1:13.759	40.272	2:32.159	63.69	21.986	08:41:43.442
2 -	36.351	1:05.537	37.857	2:19.745	69.34	9.572	08:44:03.187
3 -	34.059	1:04.589	37.194	2:15.842	71.34	5.669	08:46:19.029
4 -	35.597	1:04.880	36.406	2:16.883	70.79	6.710	08:48:35.912
5 -	33.776	1:03.808	IN PIT	2:18.645 <b>P</b>	69.90	8.472	08:50:54.557
6 -	OUTLAP	1:05.698	36.306	4:43.859	34.14	2:33.686	08:55:38.416
7 -	33.795	1:02.921	35.659	2:12.375 <b>(3)</b>	73.21	2.202	08:57:50.791
8 -	33.091	1:02.798	<b>35.511</b>	2:11.400 <b>(2)</b>	73.75	1.227	09:00:02.191
9 -	<b>32.590</b>	<b>1:02.054</b>	35.529	<b>2:10.173 (1)</b>	<b>74.44</b>		<b>09:02:12.364</b>

<b>P9 85 1 Richard BAYSTON</b>		<b>Porsche 996 C2</b>					
IDEAL LAP TIME : 2:10.555		BEST LAP TIME : 2:10.573		DIFFERENCE : 0.018			
LAP	SECTOR 1	SECTOR 2	SECTOR 3	LAP TIME	MPH	DIFF	TIME OF DAY
1 -	34.307	1:05.333	37.931	2:17.571	70.44	6.998	08:40:44.942
2 -	34.103	1:03.287	37.222	2:14.612 <b>(3)</b>	71.99	4.039	08:42:59.554
3 -	33.660	1:03.123	36.696	2:13.479 <b>(2)</b>	72.60	2.906	08:45:13.033
4 -	34.302	1:04.098	37.009	2:15.409	71.57	4.836	08:47:28.442
5 -	<b>32.524</b>	1:01.997	IN PIT	2:16.548 <b>P</b>	70.97	5.975	08:49:44.990
6 -	OUTLAP	1:04.095	37.186	2:54.178	55.64	43.605	08:52:39.168
7 -	32.542	<b>1:01.683</b>	<b>36.348</b>	<b>2:10.573 (1)</b>	<b>74.22</b>		<b>08:54:49.741</b>
8 -	34.575	1:05.952	IN PIT	2:23.463 <b>P</b>	67.55	12.890	08:57:13.204

<b>P10 25 2 Matthew KYLE-HENNEY</b>		<b>Porsche Boxster S</b>					
IDEAL LAP TIME : 2:09.054		BEST LAP TIME : 2:10.574		DIFFERENCE : 1.520			
LAP	SECTOR 1	SECTOR 2	SECTOR 3	LAP TIME	MPH	DIFF	TIME OF DAY
1 -	33.413	1:03.901	35.887	2:13.201	72.75	2.627	08:34:51.764
2 -	32.928	1:07.551	40.139	2:20.618	68.91	10.044	08:37:12.382
3 -	33.555	1:03.689	IN PIT	2:20.093 <b>P</b>	69.17	9.519	08:39:32.475
4 -	OUTLAP	1:02.731	35.981	3:36.164	44.83	1:25.590	08:43:08.639
5 -	32.117	1:03.038	35.627	2:10.782 <b>(2)</b>	74.10	0.208	08:45:19.421
6 -	32.127	1:02.905	39.626	2:14.658	71.96	4.084	08:47:34.079
7 -	32.920	1:03.092	IN PIT	2:18.049 <b>P</b>	70.20	7.475	08:49:52.128
8 -	OUTLAP	1:04.610	35.868	4:19.633	37.32	2:09.059	08:54:11.761
9 -	33.883	1:02.988	<b>35.468</b>	2:12.339 <b>(3)</b>	73.23	1.765	08:56:24.100
10 -	<b>31.754</b>	<b>1:01.832</b>	36.988	<b>2:10.574 (1)</b>	<b>74.22</b>		<b>08:58:34.674</b>
11 -	32.311	1:04.415	36.285	2:13.011	72.86	2.437	09:00:47.685

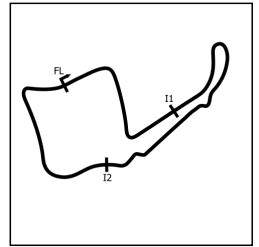
<b>P11 12 2 Bill CALEY</b>		<b>Porsche Boxster S</b>					
IDEAL LAP TIME :		BEST LAP TIME : 2:13.180		DIFFERENCE :			
LAP	SECTOR 1	SECTOR 2	SECTOR 3	LAP TIME	MPH	DIFF	TIME OF DAY
1 -				2:22.382	68.06	9.202	08:35:01.087
2 -				<b>2:13.180 (1)</b>	<b>72.76</b>		<b>08:37:14.267</b>
3 -				2:19.807	69.31	6.627	08:39:34.074
4 -				2:15.957	71.28	2.777	08:41:50.031
5 -				2:15.275 <b>(3)</b>	71.64	2.095	08:44:05.306
6 -				2:14.172 <b>(2)</b>	72.23	0.992	08:46:19.478
7 -			<b>IN PIT</b>	2:27.655 <b>P</b>	65.63	14.475	08:48:47.133

Weather / Track : Rain / Wet

Oulton Park International  
 Circuit Length = 2.6920 miles  
 Start: 08:30 Flag 09:00 End: 09:02

# Petro-Canada Lubricants Porsche Club Championship with Pirelli

## PRACTICE - SECTOR ANALYSIS



SECTOR 1 = FL to I1, SECTOR 2 = I1 to I2, SECTOR 3 = I2 to FL, DIFF = Difference To Personal Best Lap, P = Crossed Finish Line in Pit Lane, D = Time Disallowed

<b>P12 21 3</b>		<b>Alistair NELSON</b>		Porsche Boxster S			
IDEAL LAP TIME : 2:13.346		BEST LAP TIME : 2:13.571		DIFFERENCE : 0.225			
LAP	SECTOR 1	SECTOR 2	SECTOR 3	LAP TIME	MPH	DIFF	TIME OF DAY
1 -	39.872	1:09.321	39.136	2:28.329	65.33	14.758	08:39:33.060
2 -	36.603	1:06.424	37.409	2:20.436	69.00	6.865	08:41:53.496
3 -	36.144	1:07.960	38.336	2:22.440	68.03	8.869	08:44:15.936
4 -	34.924	1:08.042	38.050	2:21.016	68.72	7.445	08:46:36.952
5 -	35.370	1:05.358	IN PIT	2:24.140 <b>P</b>	67.23	10.569	08:49:01.092
6 -	OUTLAP	1:04.815	37.106	3:14.814	49.74	1:01.243	08:52:15.906
7 -	33.593	1:05.527	36.819	2:15.939 <b>(3)</b>	71.29	2.368	08:54:31.845
8 -	33.770	1:05.654	<b>36.261</b>	2:15.685 <b>(2)</b>	71.42	2.114	08:56:47.530
9 -	35.356	1:07.827	38.693	2:21.876	68.30	8.305	08:59:09.406
<b>10 -</b>	<b>33.520</b>	<b>1:03.565</b>	36.486	<b>2:13.571 (1)</b>	<b>72.55</b>		<b>09:01:22.977</b>

<b>P13 33 2</b>		<b>Kevin MOLYNEAUX</b>		Porsche Boxster S			
IDEAL LAP TIME : 2:14.211		BEST LAP TIME : 2:14.395		DIFFERENCE : 0.184			
LAP	SECTOR 1	SECTOR 2	SECTOR 3	LAP TIME	MPH	DIFF	TIME OF DAY
1 -	35.592	1:09.031	40.281	2:24.904	66.88	10.509	08:49:10.015
2 -	34.298	1:05.273	38.616	2:18.187 <b>(3)</b>	70.13	3.792	08:51:28.202
3 -	35.382	1:09.520	36.792	2:21.694	68.39	7.299	08:53:49.896
4 -	35.688	1:04.703	37.813	2:18.204	70.12	3.809	08:56:08.100
5 -	<b>33.765</b>	<b>1:03.907</b>	37.412	2:15.084 <b>(2)</b>	71.74	0.689	08:58:23.184
6 -	33.793	1:04.063	<b>36.539</b>	<b>2:14.395 (1)</b>	<b>72.11</b>		<b>09:00:37.579</b>

<b>P14 8 2</b>		<b>Steven MORRISON</b>		Porsche Boxster S			
IDEAL LAP TIME : 2:14.635		BEST LAP TIME : 2:14.812		DIFFERENCE : 0.177			
LAP	SECTOR 1	SECTOR 2	SECTOR 3	LAP TIME	MPH	DIFF	TIME OF DAY
1 -	OUTLAP	1:08.910	38.324	4:36.578	35.04	2:21.766	08:42:06.677
2 -	36.084	1:14.054	41.080	2:31.218	64.08	16.406	08:44:37.895
3 -	37.605	1:06.988	37.370	2:21.963	68.26	7.151	08:46:59.858
4 -	35.851	1:07.848	37.473	2:21.172	68.64	6.360	08:49:21.030
5 -	34.420	1:05.719	37.457	2:17.596	70.43	2.784	08:51:38.626
6 -	35.277	1:07.220	37.816	2:20.313	69.06	5.501	08:53:58.939
7 -	33.667	<b>1:05.226</b>	36.826	2:15.719 <b>(3)</b>	71.40	0.907	08:56:14.658
8 -	<b>32.663</b>	1:05.403	<b>36.746</b>	<b>2:14.812 (1)</b>	<b>71.88</b>		<b>08:58:29.470</b>
9 -	32.714	1:06.018	36.943	2:15.675 <b>(2)</b>	71.43	0.863	09:00:45.145

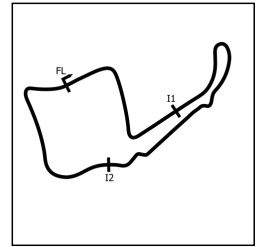
<b>P15 10 2</b>		<b>Julian MORRIS</b>		Porsche Boxster S			
IDEAL LAP TIME : 2:13.904		BEST LAP TIME : 2:14.850		DIFFERENCE : 0.946			
LAP	SECTOR 1	SECTOR 2	SECTOR 3	LAP TIME	MPH	DIFF	TIME OF DAY
1 -	37.892	1:09.976	44.447	2:32.315	63.62	17.465	08:35:23.171
2 -	36.620	1:07.904	40.737	2:25.261	66.71	10.411	08:37:48.432
3 -	36.313	1:07.080	40.659	2:24.052	67.27	9.202	08:40:12.484
4 -	37.862	1:07.938	IN PIT	2:35.740 <b>P</b>	62.22	20.890	08:42:48.224
5 -	OUTLAP	1:09.513	40.567	3:55.331	41.18	1:40.481	08:46:43.555
6 -	36.526	1:08.319	38.784	2:23.629	67.47	8.779	08:49:07.184
7 -	35.322	1:05.605	39.475	2:20.402	69.02	5.552	08:51:27.586
8 -	35.094	1:04.858	39.974	2:19.926	69.26	5.076	08:53:47.512
9 -	34.770	1:06.215	<b>37.358</b>	2:18.343 <b>(3)</b>	70.05	3.493	08:56:05.855
<b>10 -</b>	<b>33.471</b>	1:03.613	37.766	<b>2:14.850 (1)</b>	<b>71.86</b>		<b>08:58:20.705</b>
11 -	33.635	<b>1:03.075</b>	38.990	2:15.700 <b>(2)</b>	71.41	0.850	09:00:36.405

Weather / Track : Rain / Wet

Oulton Park International  
 Circuit Length = 2.6920 miles  
 Start: 08:30 Flag 09:00 End: 09:02

# Petro-Canada Lubricants Porsche Club Championship with Pirelli

## PRACTICE - SECTOR ANALYSIS



SECTOR 1 = FL to I1, SECTOR 2 = I1 to I2, SECTOR 3 = I2 to FL, DIFF = Difference To Personal Best Lap, P = Crossed Finish Line in Pit Lane, D = Time Disallowed

P16 70 2		Angus ARCHER		Porsche Boxster S			
IDEAL LAP TIME : 2:16.401		BEST LAP TIME : 2:16.794		DIFFERENCE : 0.393			
LAP	SECTOR 1	SECTOR 2	SECTOR 3	LAP TIME	MPH	DIFF	TIME OF DAY
1 -	39.451	1:10.033	40.396	2:29.880	64.66	13.086	08:41:22.042
2 -	36.134	1:07.555	39.702	2:23.391 (3)	67.58	6.597	08:43:45.433
3 -	37.171	1:11.655	40.578	2:29.404	64.86	12.610	08:46:14.837
4 -	40.151	1:08.566	39.376	2:28.093	65.44	11.299	08:48:42.930
5 -	34.721	1:04.386	<b>37.968</b>	2:17.075 (2)	70.70	0.281	08:51:00.005
6 -	<b>34.347</b>	<b>1:04.086</b>	38.361	<b>2:16.794 (1)</b>	<b>70.84</b>		<b>08:53:16.799</b>
7 -	35.638	1:06.890	IN PIT	2:31.542 P	63.95	14.748	08:55:48.341

P17 17 2		Andy MUGGERIDGE		Porsche Boxster S			
IDEAL LAP TIME : 2:14.802		BEST LAP TIME : 2:16.861		DIFFERENCE : 2.059			
LAP	SECTOR 1	SECTOR 2	SECTOR 3	LAP TIME	MPH	DIFF	TIME OF DAY
1 -	36.964	1:09.766	41.019	2:27.749	65.59	10.888	08:35:20.598
2 -	35.777	1:07.272	39.577	2:22.626	67.94	5.765	08:37:43.224
3 -	36.893	1:06.183	IN PIT	2:33.153 P	63.27	16.292	08:40:16.377
4 -	OUTLAP	1:33.691	40.385	4:21.784	37.02	2:04.923	08:44:38.161
5 -	34.143	1:05.161	38.835	2:18.139 (3)	70.15	1.278	08:46:56.300
6 -	34.123	1:04.400	38.424	2:16.947 (2)	70.76	0.086	08:49:13.247
7 -	33.985	1:06.561	37.837	2:18.383	70.03	1.522	08:51:31.630
8 -	33.485	1:05.643	37.733	<b>2:16.861 (1)</b>	<b>70.81</b>		<b>08:53:48.491</b>
9 -	34.578	1:06.531	<b>37.722</b>	2:18.831	69.80	1.970	08:56:07.322
10 -	<b>33.003</b>	<b>1:04.077</b>	IN PIT	2:22.056 P	68.22	5.195	08:58:29.378

P18 78 3		Richard FORBER		Porsche Boxster S			
IDEAL LAP TIME :		BEST LAP TIME : 2:18.226		DIFFERENCE :			
LAP	SECTOR 1	SECTOR 2	SECTOR 3	LAP TIME	MPH	DIFF	TIME OF DAY
1 -				2:20.963 (2)	68.75	2.737	08:45:40.885
2 -				<b>2:18.226 (1)</b>	<b>70.11</b>		<b>08:47:59.111</b>
3 -				2:21.196 (3)	68.63	2.970	08:50:20.307
4 -			<i>IN PIT</i>	2:31.058 P	64.15	12.832	08:52:51.365
5 -				4:39.621	34.65	2:21.395	08:57:30.987
6 -				2:34.774	62.61	16.548	09:00:05.761

P19 55 3		Scott ADAMS		Porsche Boxster S			
IDEAL LAP TIME : 2:18.562		BEST LAP TIME : 2:19.494		DIFFERENCE : 0.932			
LAP	SECTOR 1	SECTOR 2	SECTOR 3	LAP TIME	MPH	DIFF	TIME OF DAY
1 -	39.905	1:15.114	42.588	2:37.607	61.49	18.113	08:40:28.630
2 -	37.718	1:12.065	40.299	2:30.082	64.57	10.588	08:42:58.712
3 -	37.720	1:12.112	40.590	2:30.422	64.42	10.928	08:45:29.134
4 -	37.011	1:11.328	40.824	2:29.163	64.97	9.669	08:47:58.297
5 -	38.461	1:14.134	41.710	2:34.305	62.80	14.811	08:50:32.602
6 -	34.802	1:09.597	38.907	2:23.306 (3)	67.62	3.812	08:52:55.908
7 -	34.733	1:07.925	38.735	2:21.393 (2)	68.54	1.899	08:55:17.301
8 -	34.428	1:06.811	<b>38.255</b>	<b>2:19.494 (1)</b>	<b>69.47</b>		<b>08:57:36.795</b>
9 -	<b>34.314</b>	<b>1:05.993</b>	IN PIT	2:28.761 P	65.14	9.267	09:00:05.556

P20 90 3		Sarah THOMSON		Porsche Boxster S			
IDEAL LAP TIME : 2:19.517		BEST LAP TIME : 2:19.812		DIFFERENCE : 0.295			
LAP	SECTOR 1	SECTOR 2	SECTOR 3	LAP TIME	MPH	DIFF	TIME OF DAY
1 -	38.668	1:18.878	42.487	2:40.033	60.55	20.221	08:40:58.979
2 -	37.388	1:11.910	43.968	2:33.266 (3)	63.23	13.454	08:43:32.245
3 -	38.086	1:09.841	IN PIT	2:38.889 P	60.99	19.077	08:46:11.134
4 -	OUTLAP	1:07.388	38.199	6:34.370	24.57	4:14.558	08:52:45.504
5 -	34.912	<b>1:06.524</b>	38.376	<b>2:19.812 (1)</b>	<b>69.31</b>		<b>08:55:05.316</b>
6 -	35.344	1:06.798	<b>38.175</b>	2:20.317 (2)	69.06	0.505	08:57:25.633
7 -	<b>34.818</b>	1:06.957	IN PIT	2:29.505 P	64.82	9.693	08:59:55.138

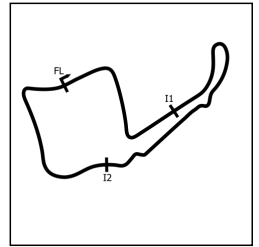
Weather / Track : Rain / Wet

Oulton Park International  
Circuit Length = 2.6920 miles  
Start: 08:30 Flag 09:00 End: 09:02



# Petro-Canada Lubricants Porsche Club Championship with Pirelli

## PRACTICE - SECTOR ANALYSIS



SECTOR 1 = FL to I1, SECTOR 2 = I1 to I2, SECTOR 3 = I2 to FL, DIFF = Difference To Personal Best Lap, P = Crossed Finish Line in Pit Lane, D = Time Disallowed

<b>P21 45 1</b>		<b>Paul SEAGRAVE</b>		Porsche 996 C2			
IDEAL LAP TIME : 2:18.383		BEST LAP TIME : 2:20.963		DIFFERENCE : 2.580			
LAP	SECTOR 1	SECTOR 2	SECTOR 3	LAP TIME	MPH	DIFF	TIME OF DAY
1 -	38.247	1:10.415	<b>37.324</b>	2:25.986	66.38	5.023	08:35:11.159
2 -	34.339	<b>1:06.943</b>	40.897	2:22.179 (3)	68.16	1.216	08:37:33.338
3 -	34.719	1:08.025	38.442	2:21.186 (2)	68.64	0.223	08:39:54.524
<b>4 -</b>	<b>34.116</b>	1:08.452	38.395	<b>2:20.963 (1)</b>	<b>68.75</b>		<b>08:42:15.487</b>
5 -	34.825	1:10.470	IN PIT	2:35.541 P	62.30	14.578	08:44:51.028

<b>P22 22 3</b>		<b>Peter EVANS</b>		Porsche Boxster S			
IDEAL LAP TIME : 2:20.915		BEST LAP TIME : 2:21.703		DIFFERENCE : 0.788			
LAP	SECTOR 1	SECTOR 2	SECTOR 3	LAP TIME	MPH	DIFF	TIME OF DAY
1 -	45.052	1:17.712	45.572	2:48.336	57.57	26.633	08:39:04.484
2 -	43.150	1:15.252	46.616	2:45.018	58.72	23.315	08:41:49.502
3 -	39.376	1:13.685	42.687	2:35.748	62.22	14.045	08:44:25.250
4 -	39.055	1:11.252	42.119	2:32.426	63.58	10.723	08:46:57.676
5 -	37.723	1:11.111	40.535	2:29.369	64.88	7.666	08:49:27.045
6 -	37.053	1:09.269	39.567	2:25.889	66.42	4.186	08:51:52.934
7 -	37.595	1:09.508	40.432	2:27.535	65.68	5.832	08:54:20.469
8 -	35.872	1:08.600	39.857	2:24.329 (3)	67.14	2.626	08:56:44.798
9 -	<b>35.595</b>	1:08.728	39.758	2:24.081 (2)	67.26	2.378	08:59:08.879
<b>10 -</b>	<b>36.383</b>	<b>1:06.894</b>	<b>38.426</b>	<b>2:21.703 (1)</b>	<b>68.39</b>		<b>09:01:30.582</b>

<b>P23 64 2</b>		<b>Vince BLACKER</b>		Porsche Boxster S			
IDEAL LAP TIME : 2:22.594		BEST LAP TIME : 2:22.813		DIFFERENCE : 0.219			
LAP	SECTOR 1	SECTOR 2	SECTOR 3	LAP TIME	MPH	DIFF	TIME OF DAY
1 -	41.731	1:16.255	42.832	2:40.818	60.26	18.005	08:35:40.560
2 -	38.499	1:13.359	42.072	2:33.930	62.95	11.117	08:38:14.490
3 -	37.948	1:11.147	41.073	2:30.168	64.53	7.355	08:40:44.658
4 -	38.533	1:13.385	IN PIT	2:38.331 P	61.20	15.518	08:43:22.989
5 -	OUTLAP	1:10.890	40.782	3:50.908	41.97	1:28.095	08:47:13.897
6 -	37.649	1:09.707	40.543	2:27.899	65.52	5.086	08:49:41.796
7 -	37.447	1:12.037	40.954	2:30.438	64.42	7.625	08:52:12.234
8 -	35.654	1:11.253	39.232	2:26.139	66.31	3.326	08:54:38.373
9 -	<b>35.289</b>	1:10.961	38.447	2:24.697 (3)	66.97	1.884	08:57:03.070
<b>10 -</b>	<b>35.508</b>	<b>1:08.947</b>	<b>38.358</b>	<b>2:22.813 (1)</b>	<b>67.86</b>		<b>08:59:25.883</b>
11 -	35.681	1:09.209	38.569	2:23.459 (2)	67.55	0.646	09:01:49.342

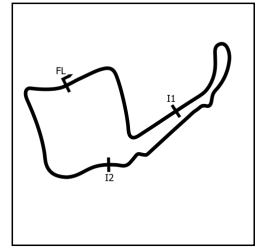
<b>P24 6 3</b>		<b>Mike THOMPSON</b>		Porsche Boxster S			
IDEAL LAP TIME : 2:17.857		BEST LAP TIME : 2:23.734		DIFFERENCE : 5.877			
LAP	SECTOR 1	SECTOR 2	SECTOR 3	LAP TIME	MPH	DIFF	TIME OF DAY
1 -	OUTLAP	1:12.096	40.341	6:28.145	24.96	4:04.411	08:46:42.555
2 -	36.762	1:09.037	41.240	2:27.039 (2)	65.90	3.305	08:49:09.594
3 -	37.391	1:09.685	40.420	2:27.496 (3)	65.70	3.762	08:51:37.090
<b>4 -</b>	<b>36.273</b>	1:07.119	40.342	<b>2:23.734 (1)</b>	<b>67.42</b>		<b>08:54:00.824</b>
5 -	<b>34.866</b>	<b>1:05.693</b>	IN PIT	2:23.341 P	67.61		08:56:24.165
6 -	OUTLAP	1:07.905	<b>37.298</b>	3:50.388	42.06	1:26.654	09:00:14.553

Weather / Track : Rain / Wet

Oulton Park International  
 Circuit Length = 2.6920 miles  
 Start: 08:30 Flag 09:00 End: 09:02

# Petro-Canada Lubricants Porsche Club Championship with Pirelli

## PRACTICE - SECTOR ANALYSIS



SECTOR 1 = FL to I1, SECTOR 2 = I1 to I2, SECTOR 3 = I2 to FL, DIFF = Difference To Personal Best Lap, P = Crossed Finish Line in Pit Lane, D = Time Disallowed

P25 49 3		Steven SHORE		Porsche Boxster S			
IDEAL LAP TIME :		BEST LAP TIME : 2:24.152		DIFFERENCE :			
LAP	SECTOR 1	SECTOR 2	SECTOR 3	LAP TIME	MPH	DIFF	TIME OF DAY
1 -				2:47.539	57.84	23.387	08:39:05.467
2 -				2:35.826	62.19	11.674	08:41:41.293
3 -				5:05.410	31.73	2:41.258	08:46:46.703
4 -				2:27.521	65.69	3.369	08:49:14.224
5 -				2:25.867 (2)	66.43	1.715	08:51:40.091
6 -				<b>2:24.152 (1)</b>	<b>67.22</b>		<b>08:54:04.243</b>
7 -				2:26.899 (3)	65.97	2.747	08:56:31.142
8 -			<b>IN PIT</b>	2:34.219 P	62.84	10.067	08:59:05.361

P26 20 1		John ALEXANDER		Porsche Cayman S			
IDEAL LAP TIME : 2:30.570		BEST LAP TIME : 2:31.283		DIFFERENCE : 0.713			
LAP	SECTOR 1	SECTOR 2	SECTOR 3	LAP TIME	MPH	DIFF	TIME OF DAY
1 -	43.792	1:21.147	48.074	2:53.013	56.01	21.730	08:36:43.052
2 -	43.234	1:22.599	48.541	2:54.374	55.57	23.091	08:39:37.426
3 -	41.154	1:19.542	46.636	2:47.332	57.91	16.049	08:42:24.758
4 -	39.795	1:19.945	44.832	2:44.572	58.88	13.289	08:45:09.330
5 -	39.180	1:17.648	45.958	2:42.786	59.53	11.503	08:47:52.116
6 -	39.563	1:18.617	45.206	2:43.386	59.31	12.103	08:50:35.502
7 -	38.879	1:14.282	43.333	2:36.494 (3)	61.92	5.211	08:53:11.996
8 -	38.017	1:16.463	43.093	2:37.573	61.50	6.290	08:55:49.569
9 -	<b>37.303</b>	<b>1:12.264</b>	41.716	<b>2:31.283 (1)</b>	<b>64.06</b>		<b>08:58:20.852</b>
10 -	39.627	1:15.005	<b>41.003</b>	2:35.635 (2)	62.26	4.352	09:00:56.487

P27 94 2		Jesse CHAMBERLAIN		Porsche Boxster S			
IDEAL LAP TIME : 2:31.688		BEST LAP TIME : 2:36.473		DIFFERENCE : 4.785			
LAP	SECTOR 1	SECTOR 2	SECTOR 3	LAP TIME	MPH	DIFF	TIME OF DAY
1 -	OUTLAP	1:16.048	IN PIT	6:45.417 P	23.90	4:08.944	08:44:40.711
2 -	OUTLAP	1:11.912	<b>42.644</b>	5:29.523	29.41	2:53.050	08:50:10.234
3 -	39.101	1:13.876	43.496	<b>2:36.473 (1)</b>	<b>61.93</b>		<b>08:52:46.707</b>
4 -	<b>37.167</b>	<b>1:11.877</b>	IN PIT	2:34.854 P	62.58		08:55:21.561

P28 69 2		Jon NEWELL		Porsche Boxster S			
IDEAL LAP TIME : 2:39.843		BEST LAP TIME : 2:39.843		DIFFERENCE : 0.000			
LAP	SECTOR 1	SECTOR 2	SECTOR 3	LAP TIME	MPH	DIFF	TIME OF DAY
1 -	<b>41.545</b>	<b>1:14.709</b>	<b>43.589</b>	<b>2:39.843 (1)</b>	<b>60.63</b>		<b>08:38:45.650</b>
2 -	1:15.632	1:18.306	45.796	3:19.734 (3)	48.52	39.891	08:42:05.384
3 -	42.804	1:17.967	45.029	2:45.800 (2)	58.45	5.957	08:44:51.184
4 -	42.365	1:18.982	IN PIT	2:56.368 P	54.94	16.525	08:47:47.552

P29 24 2		Carl HAZELTON		Porsche Boxster S			
IDEAL LAP TIME : 2:25.527		BEST LAP TIME :		DIFFERENCE :			
LAP	SECTOR 1	SECTOR 2	SECTOR 3	LAP TIME	MPH	DIFF	TIME OF DAY
1 -	<b>36.048</b>	<b>1:08.935</b>	IN PIT	2:36.480 P	61.93		08:36:59.124
2 -	OUTLAP	1:10.040	42.713	3:55.259	41.19		08:40:54.383
3 -	39.791	1:12.232	IN PIT	2:44.481 P	58.92		08:43:38.864
4 -	OUTLAP	1:15.445	IN PIT	4:44.009 P	34.12		08:48:22.873
5 -	OUTLAP	1:09.036	IN PIT	5:06.886 P	31.57		08:53:29.759

P30 48 2		Toby BARLOW		Porsche Boxster S			
IDEAL LAP TIME :		BEST LAP TIME :		DIFFERENCE :			
LAP	SECTOR 1	SECTOR 2	SECTOR 3	LAP TIME	MPH	DIFF	TIME OF DAY
1 -			<b>IN PIT</b>	2:28.237 P	65.37		08:42:20.445
2 -			<b>IN PIT</b>	4:20.192 P	37.24		08:46:40.638

Weather / Track : Rain / Wet

Oulton Park International  
 Circuit Length = 2.6920 miles  
 Start: 08:30 Flag 09:00 End: 09:02

# Petro-Canada Lubricants Porsche Club Championship with Pirelli

## PRACTICE - BEST SECTORS

SECTOR 1			SECTOR 2			SECTOR 3			IDEAL / BEST COMPARISON						
POS	NO	NAME	TIME	NO	NAME	TIME	NO	NAME	TIME	POS	NO	NAME	IDEAL	BEST	DIFF
													<b>PERFECT LAP</b>	<b>2:03.045</b>	
1	2	MORRIS	30.574	2	MORRIS	59.166	2	MORRIS	33.305	1	2	MORRIS	2:03.045	2:03.070	0.025
2	23	CLARK	30.668	23	CLARK	59.475	23	CLARK	33.538	2	23	CLARK	2:03.681	2:03.681	0.000
3	11	CALEY	30.827	14	MCALCER	1:00.021	44	MCALCER	33.931	3	11	CALEY	2:05.079	2:06.051	0.972
4	14	MCALCER	31.407	11	CALEY	1:00.022	11	CALEY	34.230	4	14	MCALCER	2:05.660	2:06.205	0.545
5	44	MCALCER	31.448	44	MCALCER	1:00.710	14	MCALCER	34.232	5	44	MCALCER	2:06.089	2:06.846	0.757
6	25	KYLE-HENNEY	31.754	3	ELLIS	1:00.847	3	ELLIS	34.899	6	3	ELLIS	2:07.854	2:08.813	0.959
7	9	DYER	31.977	9	DYER	1:01.026	9	DYER	35.462	7	9	DYER	2:08.465	2:09.575	1.110
8	3	ELLIS	32.108	85	BAYSTON	1:01.683	25	KYLE-HENNEY	35.468	8	25	KYLE-HENNEY	2:09.054	2:10.574	1.520
9	85	BAYSTON	32.524	25	KYLE-HENNEY	1:01.832	88	SIMPSON	35.511	9	88	SIMPSON	2:10.155	2:10.173	0.018
10	88	SIMPSON	32.590	88	SIMPSON	1:02.054	21	NELSON	36.261	10	85	BAYSTON	2:10.555	2:10.573	0.018
11	8	MORRISON	32.663	10	MORRIS	1:03.075	85	BAYSTON	36.348	11	21	NELSON	2:13.346	2:13.571	0.225
12	17	MUGGERIDGE	33.003	21	NELSON	1:03.565	33	MOLYNEAUX	36.539	12	10	MORRIS	2:13.904	2:14.850	0.946
13	10	MORRIS	33.471	33	MOLYNEAUX	1:03.907	8	MORRISON	36.746	13	33	MOLYNEAUX	2:14.211	2:14.395	0.184
14	21	NELSON	33.520	17	MUGGERIDGE	1:04.077	6	THOMPSON	37.298	14	8	MORRISON	2:14.635	2:14.812	0.177
15	33	MOLYNEAUX	33.765	70	ARCHER	1:04.086	45	SEAGRAVE	37.324	15	17	MUGGERIDGE	2:14.802	2:16.861	2.059
16	45	SEAGRAVE	34.116	8	MORRISON	1:05.226	10	MORRIS	37.358	16	70	ARCHER	2:16.401	2:16.794	0.393
17	55	ADAMS	34.314	6	THOMPSON	1:05.693	17	MUGGERIDGE	37.722	17	6	THOMPSON	2:17.857	2:23.734	5.877
18	70	ARCHER	34.347	55	ADAMS	1:05.993	70	ARCHER	37.968	18	45	SEAGRAVE	2:18.383	2:20.963	2.580
19	90	THOMSON	34.818	90	THOMSON	1:06.524	90	THOMSON	38.175	19	55	ADAMS	2:18.562	2:19.494	0.932
20	6	THOMPSON	34.866	22	EVANS	1:06.894	55	ADAMS	38.255	20	90	THOMSON	2:19.517	2:19.812	0.295
21	64	BLACKER	35.289	45	SEAGRAVE	1:06.943	64	BLACKER	38.358	21	22	EVANS	2:20.915	2:21.703	0.788
22	22	EVANS	35.595	24	HAZELTON	1:08.935	22	EVANS	38.426	22	64	BLACKER	2:22.594	2:22.813	0.219
23	24	HAZELTON	36.048	64	BLACKER	1:08.947	24	HAZELTON	40.544	23	24	HAZELTON	2:25.527		
24	94	CHAMBERLAIN	37.167	94	CHAMBERLAIN	1:11.877	20	ALEXANDER	41.003	24	20	ALEXANDER	2:30.570	2:31.283	0.713
25	20	ALEXANDER	37.303	20	ALEXANDER	1:12.264	94	CHAMBERLAIN	42.644	25	94	CHAMBERLAIN	2:31.688	2:36.473	4.785
26	69	NEWELL	41.545	69	NEWELL	1:14.709	69	NEWELL	43.589	26	69	NEWELL	2:39.843	2:39.843	0.000
27										27	49	SHORE		2:24.152	
28										28	78	FORBER		2:18.226	
29										29	48	BARLOW			
30										30	12	CALEY		2:13.180	

Weather / Track : Rain / Wet

Oulton Park International  
 Circuit Length = 2.6920 miles  
 Start: 08:30 Flag 09:00 End: 09:02

Results can be found at [www.tsl-timing.com](http://www.tsl-timing.com)

Printed - 09:03 Saturday, 03 July 2021

# Petro-Canada Lubricants Porsche Club Championship with Pirelli

## PRACTICE - STATISTICS

**Competitors Started** 30  
**Planned Start** 2021-07-03 @ 08:30:00.000  
**Actual Start** 2021-07-03 @ 08:30:05.229  
**Finish Time** 2021-07-03 @ 09:00:05.486  
**Track Length** 2.6920mi.  
**Total Laps** 253  
**Total Distance Covered** 681.0832mi.

### Session Fastest Lap History

NO	CL	NAME	LAP TIME	TIME OF DAY	LAP	VEHICLE
11	1	James CALEY	2:14.979	08:34:50.280	1	Porsche 997 C2S
25	2	Matthew KYLE-HENNEY	2:13.201	08:34:51.795	1	Porsche Boxster S
14	1	Mark MCALEER	2:12.771	08:34:55.389	1	Porsche 997 C2S
23	1	Simon CLARK	2:12.046	08:34:56.820	1	Porsche Cayman S
44	1	Jake MCALEER	2:10.956	08:37:47.602	2	Porsche Cayman S
2	1	Peter MORRIS	2:09.667	08:43:25.561	3	Porsche 997 C2S
14	1	Mark MCALEER	2:08.076	08:43:49.563	5	Porsche 997 C2S
23	1	Simon CLARK	2:07.894	08:43:50.728	5	Porsche Cayman S
2	1	Peter MORRIS	2:07.354	08:45:32.916	4	Porsche 997 C2S
23	1	Simon CLARK	2:07.263	08:45:57.991	6	Porsche Cayman S
23	1	Simon CLARK	2:05.701	08:48:03.692	7	Porsche Cayman S
23	1	Simon CLARK	2:05.438	08:58:05.595	11	Porsche Cayman S
23	1	Simon CLARK	2:03.681	09:00:09.276	12	Porsche Cayman S
2	1	Peter MORRIS	2:03.070	09:01:06.171	11	Porsche 997 C2S

### Flag History

TYPE	TIME OF DAY
GREEN	08:30:05.229
FINISH	09:00:05.486

### Flag Statistics

TYPE	COUNT	TOTAL LAPS	TOTAL TIME
Green	1	12	32:24.792
Red	0	0	0.000
Safety Car	0	0	0.000
FCY	0	0	0.000

Weather / Track : Rain / Wet

# Petro-Canada Lubricants Porsche Club Championship with Pirelli

## PRACTICE - STATISTICS

CLASS : 1

10 Starters

### Fastest Lap History

NO	NAME	LAP TIME	TIME OF DAY	LAP	VEHICLE
11	James CALEY	2:14.979	08:34:50.280	1	Porsche 997 C2S
14	Mark MCALEER	2:12.771	08:34:55.389	1	Porsche 997 C2S
23	Simon CLARK	2:12.046	08:34:56.820	1	Porsche Cayman S
44	Jake MCALEER	2:10.956	08:37:47.602	2	Porsche Cayman S
2	Peter MORRIS	2:09.667	08:43:25.561	3	Porsche 997 C2S
14	Mark MCALEER	2:08.076	08:43:49.563	5	Porsche 997 C2S
23	Simon CLARK	2:07.894	08:43:50.728	5	Porsche Cayman S
2	Peter MORRIS	2:07.354	08:45:32.916	4	Porsche 997 C2S
23	Simon CLARK	2:07.263	08:45:57.991	6	Porsche Cayman S
23	Simon CLARK	2:05.701	08:48:03.692	7	Porsche Cayman S
23	Simon CLARK	2:05.438	08:58:05.595	11	Porsche Cayman S
23	Simon CLARK	2:03.681	09:00:09.276	12	Porsche Cayman S
2	Peter MORRIS	2:03.070	09:01:06.171	11	Porsche 997 C2S

Weather / Track : Rain / Wet

Results can be found at [www.tsl-timing.com](http://www.tsl-timing.com)

Page 2 of 4

Oulton Park International  
Circuit Length = 2.6920 miles  
Start: 08:30 Flag 09:00 End: 09:02

Printed - 09:03 Saturday, 03 July 2021

# Petro-Canada Lubricants Porsche Club Championship with Pirelli

## PRACTICE - STATISTICS

**CLASS : 2**

13 Starters

### Fastest Lap History

NO	NAME	LAP TIME	TIME OF DAY	LAP	VEHICLE
25	Matthew KYLE-HENNEY	2:13.201	08:34:51.795	1	Porsche Boxster S
12	Bill CALEY	2:13.180	08:37:14.267	2	Porsche Boxster S
25	Matthew KYLE-HENNEY	2:10.782	08:45:19.453	5	Porsche Boxster S
25	Matthew KYLE-HENNEY	2:10.574	08:58:34.706	10	Porsche Boxster S
88	Paul SIMPSON	2:10.173	09:02:12.369	9	Porsche Boxster S

Weather / Track : Rain / Wet

Results can be found at [www.tsl-timing.com](http://www.tsl-timing.com)

Page 3 of 4

Oulton Park International  
Circuit Length = 2.6920 miles  
Start: 08:30 Flag 09:00 End: 09:02

Printed - 09:03 Saturday, 03 July 2021

# Petro-Canada Lubricants Porsche Club Championship with Pirelli

## PRACTICE - STATISTICS

**CLASS : 3**

**7 Starters**

### Fastest Lap History

NO	NAME	LAP TIME	TIME OF DAY	LAP	VEHICLE
22	Peter EVANS	<b>2:48.336</b>	08:39:04.514	1	Porsche Boxster S
49	Steven SHORE	<b>2:47.539</b>	08:39:05.467	1	Porsche Boxster S
21	Alistair NELSON	<b>2:28.329</b>	08:39:33.069	1	Porsche Boxster S
21	Alistair NELSON	<b>2:20.436</b>	08:41:53.505	2	Porsche Boxster S
78	Richard FORBER	<b>2:18.226</b>	08:47:59.111	2	Porsche Boxster S
21	Alistair NELSON	<b>2:15.939</b>	08:54:31.855	7	Porsche Boxster S
21	Alistair NELSON	<b>2:15.685</b>	08:56:47.540	8	Porsche Boxster S
21	Alistair NELSON	<b>2:13.571</b>	09:01:22.986	10	Porsche Boxster S

Weather / Track : Rain / Wet

Results can be found at [www.tsl-timing.com](http://www.tsl-timing.com)

Page 4 of 4

Oulton Park International  
Circuit Length = 2.6920 miles  
Start: 08:30 Flag 09:00 End: 09:02

Printed - 09:03 Saturday, 03 July 2021

# Petro-Canada Lubricants Porsche Club Championship with Pirelli

## QUALIFYING - RACE 6 - 2ND FASTEST CLASSIFICATION

POS	NO	CL	PIC NAME	ENTRY	TIME	ON	LAPS	GAP	DIFF	MPH
1	23	1	1 Simon CLARK	Porsche Cayman S	2:01.070	4	7			80.04
2	44	1	2 Jake MCALEER	Porsche Cayman S	2:01.489	2	7	0.419	0.419	79.77
3	11	1	3 James CALEY	Porsche 997 C2S	2:01.617	3	6	0.547	0.128	79.68
4	2	1	4 Peter MORRIS	Porsche 997 C2S	2:01.815	6	6	0.745	0.198	79.55
5	14	1	5 Mark MCALEER	Porsche 997 C2S	2:02.397	4	7	1.327	0.582	79.17
6	9	1	6 Chris DYER	Porsche Cayman S	2:03.459	5	7	2.389	1.062	78.49
7	3	1	7 Richard ELLIS	Porsche 996 C2	2:03.643	5	7	2.573	0.184	78.38
8	85	1	8 Richard BAYSTON	Porsche 996 C2	2:05.701	4	6	4.631	2.058	77.09
9	25	2	1 Matthew KYLE-HENNEY	Porsche Boxster S	2:06.534	5	6	5.464	0.833	76.59
10	88	2	2 Paul SIMPSON	Porsche Boxster S	2:06.671	3	6	5.601	0.137	76.50
11	12*	2	3 Bill CALEY	Porsche Boxster S	2:07.856	4	6	6.786	1.185	75.79
12	17	2	4 Andy MUGGERIDGE	Porsche Boxster S	2:08.281	6	6	7.211	0.425	75.54
13	48	2	5 Toby BARLOW	Porsche Boxster S	2:08.693	4	5	7.623	0.412	75.30
14	94*	2	6 Jesse CHAMBERLAIN	Porsche Boxster S	2:09.212	3	5	8.142	0.519	75.00
15	45	1	9 Paul SEAGRAVE	Porsche 996 C2	2:09.720	6	6	8.650	0.508	74.70
16	78	3	1 Richard FORBER	Porsche Boxster S	2:09.837	5	6	8.767	0.117	74.64
17	70	2	7 Angus ARCHER	Porsche Boxster S	2:10.830	3	5	9.760	0.993	74.07
18	33	2	8 Kevin MOLYNEAUX	Porsche Boxster S	2:11.099	4	5	10.029	0.269	73.92
19	24	2	9 Carl HAZELTON	Porsche Boxster S	2:11.733	3	5	10.663	0.634	73.56
20	8	2	10 Steven MORRISON	Porsche Boxster S	2:12.202	4	5	11.132	0.469	73.30
21	10	2	11 Julian MORRIS	Porsche Boxster S	2:12.564	5	6	11.494	0.362	73.10
22	6	3	2 Mike THOMPSON	Porsche Boxster S	2:14.837	5	6	13.767	2.273	71.87
23	49*	3	3 Steven SHORE	Porsche Boxster S	2:15.501	3	5	14.431	0.664	71.52
24	64	2	12 Vince BLACKER	Porsche Boxster S	2:15.555	5	6	14.485	0.054	71.49
25	21	3	4 Alistair NELSON	Porsche Boxster S	2:15.960	1	6	14.890	0.405	71.28
26	22	3	5 Peter EVANS	Porsche Boxster S	2:17.435	4	6	16.365	1.475	70.51
27	90	3	6 Sarah THOMSON	Porsche Boxster S	2:19.369	3	6	18.299	1.934	69.53
28	55	3	7 Scott ADAMS	Porsche Boxster S	2:20.849	4	5	19.779	1.480	68.80
29	20	1	10 John ALEXANDER	Porsche Cayman S	2:22.501	4	5	21.431	1.652	68.00
30	69	2	13 Jon NEWELL	Porsche Boxster S	2:31.707	3	5	30.637	9.206	63.88

\*Cars 12 & 94 - 1 lap time disallowed, missed chicane.

Weather / Track : Rain / Wet

These results are provisional until the conclusion of any judicial and technical matters.

Oulton Park International

Circuit Length = 2.6920 miles

Start: 10:30 Flag 10:47 End: 10:47

Clerk Of Course : Tony Watts

Stewards :

Timekeeper : Nick Palmer



# Petro-Canada Lubricants Porsche Club Championship with Pirelli

## QUALIFYING - RACE 3 - CLASSIFICATION

POS	NO	CL	PIC NAME	ENTRY	TIME	ON	LAPS	GAP	DIFF	MPH
1	11	1	1 James CALEY	Porsche 997 C2S	2:00.981	4	6			80.10
2	23	1	2 Simon CLARK	Porsche Cayman S	2:01.030	6	7	0.049	0.049	80.07
3	44	1	3 Jake MCALEER	Porsche Cayman S	2:01.272	4	7	0.291	0.242	79.91
4	2	1	4 Peter MORRIS	Porsche 997 C2S	2:01.448	5	6	0.467	0.176	79.79
5	14	1	5 Mark MCALEER	Porsche 997 C2S	2:02.190	3	7	1.209	0.742	79.31
6	9	1	6 Chris DYER	Porsche Cayman S	2:03.337	6	7	2.356	1.147	78.57
7	3	1	7 Richard ELLIS	Porsche 996 C2	2:03.478	4	7	2.497	0.141	78.48
8	85	1	8 Richard BAYSTON	Porsche 996 C2	2:05.227	5	6	4.246	1.749	77.38
9	25	2	1 Matthew KYLE-HENNEY	Porsche Boxster S	2:06.060	6	6	5.079	0.833	76.87
10	88	2	2 Paul SIMPSON	Porsche Boxster S	2:06.115	6	6	5.134	0.055	76.84
11	12*	2	3 Bill CALEY	Porsche Boxster S	2:07.130	3	6	6.149	1.015	76.23
12	94*	2	4 Jesse CHAMBERLAIN	Porsche Boxster S	2:07.423	5	5	6.442	0.293	76.05
13	17	2	5 Andy MUGGERIDGE	Porsche Boxster S	2:07.668	5	6	6.687	0.245	75.91
14	48	2	6 Toby BARLOW	Porsche Boxster S	2:08.048	5	5	7.067	0.380	75.68
15	33	2	7 Kevin MOLYNEAUX	Porsche Boxster S	2:08.762	5	5	7.781	0.714	75.26
16	78	3	1 Richard FORBER	Porsche Boxster S	2:08.872	6	6	7.891	0.110	75.20
17	45	1	9 Paul SEAGRAVE	Porsche 996 C2	2:09.297	5	6	8.316	0.425	74.95
18	8	2	8 Steven MORRISON	Porsche Boxster S	2:09.848	5	5	8.867	0.551	74.63
19	70	2	9 Angus ARCHER	Porsche Boxster S	2:10.528	5	5	9.547	0.680	74.24
20	24	2	10 Carl HAZELTON	Porsche Boxster S	2:11.440	5	5	10.459	0.912	73.73
21	10	2	11 Julian MORRIS	Porsche Boxster S	2:11.957	4	6	10.976	0.517	73.44
22	6	3	2 Mike THOMPSON	Porsche Boxster S	2:14.261	2	6	13.280	2.304	72.18
23	21	3	3 Alistair NELSON	Porsche Boxster S	2:14.320	4	6	13.339	0.059	72.15
24	49*	3	4 Steven SHORE	Porsche Boxster S	2:14.788	5	5	13.807	0.468	71.90
25	64	2	12 Vince BLACKER	Porsche Boxster S	2:14.818	6	6	13.837	0.030	71.88
26	22	3	5 Peter EVANS	Porsche Boxster S	2:16.511	5	6	15.530	1.693	70.99
27	90	3	6 Sarah THOMSON	Porsche Boxster S	2:17.922	4	6	16.941	1.411	70.26
28	55	3	7 Scott ADAMS	Porsche Boxster S	2:18.063	3	5	17.082	0.141	70.19
29	20	1	10 John ALEXANDER	Porsche Cayman S	2:20.647	5	5	19.666	2.584	68.90
30	69	2	13 Jon NEWELL	Porsche Boxster S	2:31.541	4	5	30.560	10.894	63.95

\*Cars 12 & 94 - 1 lap time disallowed, missed chicane.

Weather / Track : Rain / Wet

These results are provisional until the conclusion of any judicial and technical matters.

Oulton Park International

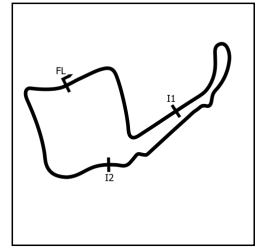
Circuit Length = 2.6920 miles

Start: 10:30 Flag 10:47 End: 10:47

Clerk Of Course : Tony Watts	Stewards :	Timekeeper : Nick Palmer
------------------------------	------------	--------------------------

# Petro-Canada Lubricants Porsche Club Championship with Pirelli

## QUALIFYING - RACE 3 - SECTOR ANALYSIS



SECTOR 1 = FL to I1, SECTOR 2 = I1 to I2, SECTOR 3 = I2 to FL, DIFF = Difference To Personal Best Lap, P = Crossed Finish Line in Pit Lane, D = Time Disallowed

P1		11 1		James CALEY		Porsche 997 C2S	
IDEAL LAP TIME : 2:00.965		BEST LAP TIME : 2:00.981		DIFFERENCE : 0.016			
LAP	SECTOR 1	SECTOR 2	SECTOR 3	LAP TIME	MPH	DIFF	TIME OF DAY
1 -	30.562	59.198	33.690	2:03.450 (3)	78.50	2.469	10:34:28.634
2 -	30.470	59.846	35.724	2:06.040	76.89	5.059	10:36:34.674
3 -	29.888	58.280	33.449	2:01.617 (2)	79.68	0.636	10:38:36.291
4 -	29.624	<b>58.213</b>	<b>33.144</b>	<b>2:00.981 (1)</b>	<b>80.10</b>		<b>10:40:37.272</b>
5 -	29.834	1:04.983	IN PIT	2:16.450 P	71.02	15.469	10:42:53.722
6 -	OUTLAP	1:05.880	34.032	2:41.829	59.88	40.848	10:45:35.551

P2		23 1		Simon CLARK		Porsche Cayman S	
IDEAL LAP TIME : 2:00.572		BEST LAP TIME : 2:01.030		DIFFERENCE : 0.458			
LAP	SECTOR 1	SECTOR 2	SECTOR 3	LAP TIME	MPH	DIFF	TIME OF DAY
1 -	30.033	58.840	33.753	2:02.626	79.03	1.596	10:34:25.213
2 -	30.015	59.085	33.264	2:02.364 (3)	79.20	1.334	10:36:27.577
3 -	29.877	1:00.068	<b>33.095</b>	2:03.040	78.76	2.010	10:38:30.617
4 -	29.396	58.496	33.178	2:01.070 (2)	80.04	0.040	10:40:31.687
5 -	33.608	1:16.748	49.674	2:40.030	60.55	39.000	10:43:11.717
6 -	29.553	<b>58.185</b>	33.292	<b>2:01.030 (1)</b>	<b>80.07</b>		<b>10:45:12.747</b>
7 -	<b>29.292</b>	59.947	IN PIT	2:36.328 P	61.99	35.298	10:47:49.075

P3		44 1		Jake MCALEER		Porsche Cayman S	
IDEAL LAP TIME : 2:00.611		BEST LAP TIME : 2:01.272		DIFFERENCE : 0.661			
LAP	SECTOR 1	SECTOR 2	SECTOR 3	LAP TIME	MPH	DIFF	TIME OF DAY
1 -	30.742	59.170	33.279	2:03.191	78.66	1.919	10:34:27.505
2 -	29.840	58.498	33.151	2:01.489 (2)	79.77	0.217	10:36:28.994
3 -	29.917	59.256	33.183	2:02.356 (3)	79.20	1.084	10:38:31.350
4 -	30.034	58.350	<b>32.888</b>	<b>2:01.272 (1)</b>	<b>79.91</b>		<b>10:40:32.622</b>
5 -	32.096	1:03.233	36.155	2:11.484	73.70	10.212	10:42:44.106
6 -	30.733	1:01.259	36.169	2:08.161	75.61	6.889	10:44:52.267
7 -	<b>29.750</b>	<b>57.973</b>	IN PIT	2:20.370 P	69.04	19.098	10:47:12.637

P4		2 1		Peter MORRIS		Porsche 997 C2S	
IDEAL LAP TIME : 2:01.025		BEST LAP TIME : 2:01.448		DIFFERENCE : 0.423			
LAP	SECTOR 1	SECTOR 2	SECTOR 3	LAP TIME	MPH	DIFF	TIME OF DAY
1 -	32.541	1:01.070	35.775	2:09.386	74.90	7.938	10:35:09.067
2 -	30.951	1:00.134	33.581	2:04.666	77.73	3.218	10:37:13.733
3 -	30.255	58.849	33.357	2:02.461 (3)	79.13	1.013	10:39:16.194
4 -	<b>29.743</b>	1:00.211	33.466	2:03.420	78.52	1.972	10:41:19.614
5 -	30.166	<b>58.642</b>	<b>32.640</b>	<b>2:01.448 (1)</b>	<b>79.79</b>		<b>10:43:21.062</b>
6 -	29.886	58.925	33.004	2:01.815 (2)	79.55	0.367	10:45:22.877

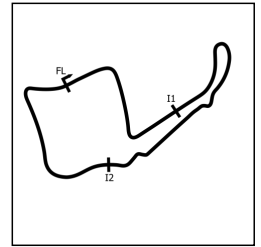
P5		14 1		Mark MCALEER		Porsche 997 C2S	
IDEAL LAP TIME : 2:01.576		BEST LAP TIME : 2:02.190		DIFFERENCE : 0.614			
LAP	SECTOR 1	SECTOR 2	SECTOR 3	LAP TIME	MPH	DIFF	TIME OF DAY
1 -	30.386	59.656	33.677	2:03.719 (3)	78.33	1.529	10:34:19.529
2 -	30.417	59.628	33.756	2:03.801	78.28	1.611	10:36:23.330
3 -	30.135	58.950	<b>33.105</b>	<b>2:02.190 (1)</b>	<b>79.31</b>		<b>10:38:25.520</b>
4 -	<b>29.970</b>	58.991	33.436	2:02.397 (2)	79.17	0.207	10:40:27.917
5 -	31.751	1:02.800	34.776	2:09.327	74.93	7.137	10:42:37.244
6 -	32.200	1:03.854	35.263	2:11.317	73.80	9.127	10:44:48.561
7 -	30.020	<b>58.501</b>	IN PIT	2:19.854 P	69.29	17.664	10:47:08.415

Weather / Track : Rain / Wet

Oulton Park International  
 Circuit Length = 2.6920 miles  
 Start: 10:30 Flag 10:47 End: 10:47

# Petro-Canada Lubricants Porsche Club Championship with Pirelli

## QUALIFYING - RACE 3 - SECTOR ANALYSIS



SECTOR 1 = FL to I1, SECTOR 2 = I1 to I2, SECTOR 3 = I2 to FL, DIFF = Difference To Personal Best Lap, P = Crossed Finish Line in Pit Lane, D = Time Disallowed

P6		9 1		Chris DYER		Porsche Cayman S	
IDEAL LAP TIME : 2:03.088		BEST LAP TIME : 2:03.337		DIFFERENCE : 0.249			
LAP	SECTOR 1	SECTOR 2	SECTOR 3	LAP TIME	MPH	DIFF	TIME OF DAY
1 -	32.695	1:00.442	34.733	2:07.870	75.79	4.533	10:34:37.471
2 -	31.679	59.714	34.159	2:05.552	77.18	2.215	10:36:43.023
3 -	30.255	59.727	33.841	2:03.823 (3)	78.26	0.486	10:38:46.846
4 -	31.462	1:00.367	33.901	2:05.730	77.08	2.393	10:40:52.576
5 -	<b>30.050</b>	<b>59.308</b>	34.101	2:03.459 (2)	78.49	0.122	10:42:56.035
6 -	30.206	59.401	<b>33.730</b>	<b>2:03.337 (1)</b>	<b>78.57</b>		<b>10:44:59.372</b>
7 -	30.312	1:00.663	IN PIT	2:28.319 P	65.34	24.982	10:47:27.691

P7		3 1		Richard ELLIS		Porsche 996 C2	
IDEAL LAP TIME : 2:03.239		BEST LAP TIME : 2:03.478		DIFFERENCE : 0.239			
LAP	SECTOR 1	SECTOR 2	SECTOR 3	LAP TIME	MPH	DIFF	TIME OF DAY
1 -	31.500	59.913	34.659	2:06.072	76.87	2.594	10:34:32.649
2 -	31.072	59.709	34.644	2:05.425	77.26	1.947	10:36:38.074
3 -	30.666	59.130	34.225	2:04.021 (3)	78.14	0.543	10:38:42.095
4 -	30.399	<b>59.070</b>	<b>34.009</b>	<b>2:03.478 (1)</b>	<b>78.48</b>		<b>10:40:45.573</b>
5 -	<b>30.160</b>	59.234	34.249	2:03.643 (2)	78.38	0.165	10:42:49.216
6 -	31.288	59.417	34.940	2:05.645	77.13	2.167	10:44:54.861
7 -	33.401	59.694	IN PIT	2:30.044 P	64.58	26.566	10:47:24.905

P8		85 1		Richard BAYSTON		Porsche 996 C2	
IDEAL LAP TIME : 2:04.903		BEST LAP TIME : 2:05.227		DIFFERENCE : 0.324			
LAP	SECTOR 1	SECTOR 2	SECTOR 3	LAP TIME	MPH	DIFF	TIME OF DAY
1 -	33.606	1:04.109	39.234	2:16.949	70.76	11.722	10:35:22.900
2 -	31.875	1:00.752	35.111	2:07.738	75.86	2.511	10:37:30.638
3 -	30.984	1:02.073	42.202	2:15.259	71.64	10.032	10:39:45.897
4 -	31.025	1:00.178	34.498	2:05.701 (2)	77.09	0.474	10:41:51.598
5 -	<b>30.911</b>	<b>59.775</b>	34.541	<b>2:05.227 (1)</b>	<b>77.38</b>		<b>10:43:56.825</b>
6 -	31.443	1:01.137	<b>34.217</b>	2:06.797 (3)	76.43	1.570	10:46:03.622

P9		25 2		Matthew KYLE-HENNEY		Porsche Boxster S	
IDEAL LAP TIME : 2:05.900		BEST LAP TIME : 2:06.060		DIFFERENCE : 0.160			
LAP	SECTOR 1	SECTOR 2	SECTOR 3	LAP TIME	MPH	DIFF	TIME OF DAY
1 -	35.412	1:03.909	35.477	2:14.798	71.89	8.738	10:34:44.047
2 -	31.544	1:01.811	35.134	2:08.489	75.42	2.429	10:36:52.536
3 -	31.990	1:01.633	34.905	2:08.528	75.40	2.468	10:39:01.064
4 -	31.315	1:01.828	34.873	2:08.016 (3)	75.70	1.956	10:41:09.080
5 -	<b>31.103</b>	1:00.740	34.691	2:06.534 (2)	76.59	0.474	10:43:15.614
6 -	31.263	<b>1:00.244</b>	<b>34.553</b>	<b>2:06.060 (1)</b>	<b>76.87</b>		<b>10:45:21.674</b>

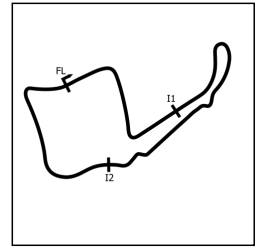
P10		88 2		Paul SIMPSON		Porsche Boxster S	
IDEAL LAP TIME : 2:05.640		BEST LAP TIME : 2:06.115		DIFFERENCE : 0.475			
LAP	SECTOR 1	SECTOR 2	SECTOR 3	LAP TIME	MPH	DIFF	TIME OF DAY
1 -	32.227	1:02.962	35.786	2:10.975	73.99	4.860	10:34:56.773
2 -	32.595	1:02.478	35.146	2:10.219	74.42	4.104	10:37:06.992
3 -	31.078	1:00.859	34.734	2:06.671 (2)	76.50	0.556	10:39:13.663
4 -	<b>31.046</b>	1:02.800	<b>34.285</b>	2:08.131 (3)	75.63	2.016	10:41:21.794
5 -	32.247	1:03.338	35.524	2:11.109	73.91	4.994	10:43:32.903
6 -	31.251	<b>1:00.309</b>	34.555	<b>2:06.115 (1)</b>	<b>76.84</b>		<b>10:45:39.018</b>

Weather / Track : Rain / Wet

Oulton Park International  
Circuit Length = 2.6920 miles  
Start: 10:30 Flag 10:47 End: 10:47

# Petro-Canada Lubricants Porsche Club Championship with Pirelli

## QUALIFYING - RACE 3 - SECTOR ANALYSIS



SECTOR 1 = FL to I1, SECTOR 2 = I1 to I2, SECTOR 3 = I2 to FL, DIFF = Difference To Personal Best Lap, P = Crossed Finish Line in Pit Lane, D = Time Disallowed

P11 12 2		Bill CALEY		Porsche Boxster S			
IDEAL LAP TIME : 2:06.628		BEST LAP TIME : 2:07.130		DIFFERENCE : 0.502			
LAP	SECTOR 1	SECTOR 2	SECTOR 3	LAP TIME	MPH	DIFF	TIME OF DAY
1 -	32.427	1:01.624	35.263	2:09.314 (3)	74.94	2.184	10:34:36.803
2 -	34.123	1:01.915	35.191	2:11.229	73.85	4.099	10:36:48.032
3 -	31.675	<b>1:00.700</b>	<b>34.755</b>	<b>2:07.130 (1)</b>	<b>76.23</b>		<b>10:38:55.162</b>
4 -	31.707	1:01.165	34.984	2:07.856 (2)	75.79	0.726	10:41:03.018
5 -	<b>31.173</b>	1:09.480	35.431	<del>2:16.084</del> D	71.21	8.954	10:43:19.102
6 -	31.577	1:05.516	40.760	2:17.853	70.30	10.723	10:45:36.955

P12 94 2		Jesse CHAMBERLAIN		Porsche Boxster S			
IDEAL LAP TIME : 2:07.423		BEST LAP TIME : 2:07.423		DIFFERENCE : 0.000			
LAP	SECTOR 1	SECTOR 2	SECTOR 3	LAP TIME	MPH	DIFF	TIME OF DAY
1 -	32.432	1:07.053	38.275	<del>2:17.760</del> D	70.34	10.337	10:35:10.034
2 -	32.361	1:03.738	37.386	2:13.485	72.60	6.062	10:37:23.519
3 -	32.171	1:02.214	34.827	2:09.212 (2)	75.00	1.789	10:39:32.731
4 -	31.557	1:03.344	36.784	2:11.685 (3)	73.59	4.262	10:41:44.416
5 -	<b>31.342</b>	<b>1:01.340</b>	<b>34.741</b>	<b>2:07.423 (1)</b>	<b>76.05</b>		<b>10:43:51.839</b>

P13 17 2		Andy MUGGERIDGE		Porsche Boxster S			
IDEAL LAP TIME : 2:07.534		BEST LAP TIME : 2:07.668		DIFFERENCE : 0.134			
LAP	SECTOR 1	SECTOR 2	SECTOR 3	LAP TIME	MPH	DIFF	TIME OF DAY
1 -	34.042	1:06.683	37.770	2:18.495	69.97	10.827	10:35:08.935
2 -	32.847	1:03.881	37.021	2:13.749	72.45	6.081	10:37:22.684
3 -	31.892	1:01.820	35.604	2:09.316 (3)	74.94	1.648	10:39:32.000
4 -	31.924	1:03.317	36.539	2:11.780	73.54	4.112	10:41:43.780
5 -	31.673	<b>1:00.898</b>	<b>35.097</b>	<b>2:07.668 (1)</b>	<b>75.91</b>		<b>10:43:51.448</b>
6 -	31.669	1:01.208	35.404	2:08.281 (2)	75.54	0.613	10:45:59.729

P14 48 2		Toby BARLOW		Porsche Boxster S			
IDEAL LAP TIME : 2:07.688		BEST LAP TIME : 2:08.048		DIFFERENCE : 0.360			
LAP	SECTOR 1	SECTOR 2	SECTOR 3	LAP TIME	MPH	DIFF	TIME OF DAY
1 -	OUTLAP	1:04.636	37.860	2:31.719	63.87	23.671	10:35:35.475
2 -	32.990	1:02.785	35.191	2:10.966	73.99	2.918	10:37:46.441
3 -	31.789	1:01.852	35.061	2:08.702 (3)	75.30	0.654	10:39:55.143
4 -	<b>31.475</b>	1:01.615	35.603	2:08.693 (2)	75.30	0.645	10:42:03.836
5 -	31.835	<b>1:01.296</b>	<b>34.917</b>	<b>2:08.048 (1)</b>	<b>75.68</b>		<b>10:44:11.884</b>

P15 33 2		Kevin MOLYNEAUX		Porsche Boxster S			
IDEAL LAP TIME : 2:08.618		BEST LAP TIME : 2:08.762		DIFFERENCE : 0.144			
LAP	SECTOR 1	SECTOR 2	SECTOR 3	LAP TIME	MPH	DIFF	TIME OF DAY
1 -	32.122	1:03.696	40.402	2:16.220	71.14	7.458	10:35:43.673
2 -	31.970	1:04.496	38.473	2:14.939	71.81	6.177	10:37:58.612
3 -	35.379	1:02.769	36.115	2:14.263 (3)	72.18	5.501	10:40:12.875
4 -	32.285	1:02.740	36.074	2:11.099 (2)	73.92	2.337	10:42:23.974
5 -	31.572	1:01.591	<b>35.599</b>	<b>2:08.762 (1)</b>	<b>75.26</b>		<b>10:44:32.736</b>

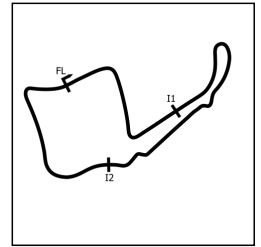
P16 78 3		Richard FORBER		Porsche Boxster S			
IDEAL LAP TIME : 2:08.822		BEST LAP TIME : 2:08.872		DIFFERENCE : 0.050			
LAP	SECTOR 1	SECTOR 2	SECTOR 3	LAP TIME	MPH	DIFF	TIME OF DAY
1 -	34.377	1:04.097	36.248	2:14.722	71.93	5.850	10:35:13.883
2 -	32.431	1:03.925	36.042	2:12.398	73.19	3.526	10:37:26.281
3 -	32.588	1:03.213	35.485	2:11.286	73.81	2.414	10:39:37.567
4 -	32.093	1:02.246	35.740	2:10.079 (3)	74.50	1.207	10:41:47.646
5 -	31.765	<b>1:02.173</b>	35.899	2:09.837 (2)	74.64	0.965	10:43:57.483
6 -	<b>31.724</b>	1:02.223	<b>34.925</b>	<b>2:08.872 (1)</b>	<b>75.20</b>		<b>10:46:06.355</b>

Weather / Track : Rain / Wet

Oulton Park International  
 Circuit Length = 2.6920 miles  
 Start: 10:30 Flag 10:47 End: 10:47

# Petro-Canada Lubricants Porsche Club Championship with Pirelli

## QUALIFYING - RACE 3 - SECTOR ANALYSIS



SECTOR 1 = FL to I1, SECTOR 2 = I1 to I2, SECTOR 3 = I2 to FL, DIFF = Difference To Personal Best Lap, P = Crossed Finish Line in Pit Lane, D = Time Disallowed

<b>P17 45 1</b>		<b>Paul SEAGRAVE</b>		Porsche 996 C2			
IDEAL LAP TIME : 2:09.100		BEST LAP TIME : 2:09.297		DIFFERENCE : 0.197			
LAP	SECTOR 1	SECTOR 2	SECTOR 3	LAP TIME	MPH	DIFF	TIME OF DAY
1 -	33.748	1:05.901	36.660	2:16.309	71.09	7.012	10:35:11.830
2 -	33.203	1:04.159	36.209	2:13.571	72.55	4.274	10:37:25.401
3 -	32.360	1:03.007	35.798	2:11.165	73.88	1.868	10:39:36.566
4 -	32.111	1:02.266	35.755	2:10.132 (3)	74.47	0.835	10:41:46.698
5 -	32.108	<b>1:01.922</b>	<b>35.267</b>	<b>2:09.297 (1)</b>	<b>74.95</b>		<b>10:43:55.995</b>
6 -	<b>31.911</b>	1:02.382	35.427	2:09.720 (2)	74.70	0.423	10:46:05.715

<b>P18 8 2</b>		<b>Steven MORRISON</b>		Porsche Boxster S			
IDEAL LAP TIME : 2:09.244		BEST LAP TIME : 2:09.848		DIFFERENCE : 0.604			
LAP	SECTOR 1	SECTOR 2	SECTOR 3	LAP TIME	MPH	DIFF	TIME OF DAY
1 -	33.240	1:04.955	36.642	2:14.837	71.87	4.989	10:35:39.538
2 -	34.751	1:05.476	38.526	2:18.753	69.84	8.905	10:37:58.291
3 -	33.860	1:03.638	36.588	2:14.086 (3)	72.27	4.238	10:40:12.377
4 -	32.257	1:02.848	37.097	2:12.202 (2)	73.30	2.354	10:42:24.579
5 -	31.799	1:02.546	<b>35.503</b>	<b>2:09.848 (1)</b>	<b>74.63</b>		<b>10:44:34.427</b>

<b>P19 70 2</b>		<b>Angus ARCHER</b>		Porsche Boxster S			
IDEAL LAP TIME : 2:10.091		BEST LAP TIME : 2:10.528		DIFFERENCE : 0.437			
LAP	SECTOR 1	SECTOR 2	SECTOR 3	LAP TIME	MPH	DIFF	TIME OF DAY
1 -	33.131	1:04.870	37.657	2:15.658	71.43	5.130	10:35:36.743
2 -	35.460	1:04.320	36.678	2:16.458	71.02	5.930	10:37:53.201
3 -	32.614	<b>1:01.861</b>	36.355	2:10.830 (2)	74.07	0.302	10:40:04.031
4 -	32.600	1:02.129	36.294	2:11.023 (3)	73.96	0.495	10:42:15.054
5 -	32.201	1:02.162	<b>36.165</b>	<b>2:10.528 (1)</b>	<b>74.24</b>		<b>10:44:25.582</b>

<b>P20 24 2</b>		<b>Carl HAZELTON</b>		Porsche Boxster S			
IDEAL LAP TIME : 2:11.440		BEST LAP TIME : 2:11.440		DIFFERENCE : 0.000			
LAP	SECTOR 1	SECTOR 2	SECTOR 3	LAP TIME	MPH	DIFF	TIME OF DAY
1 -	35.186	1:06.386	38.856	2:20.428	69.01	8.988	10:35:33.404
2 -	34.346	1:04.217	36.208	2:14.771	71.90	3.331	10:37:48.175
3 -	32.592	1:02.987	36.154	2:11.733 (2)	73.56	0.293	10:39:59.908
4 -	32.604	1:03.036	36.299	2:11.939 (3)	73.45	0.499	10:42:11.847
5 -	<b>32.566</b>	<b>1:02.841</b>	<b>36.033</b>	<b>2:11.440 (1)</b>	<b>73.73</b>		<b>10:44:23.287</b>

<b>P21 10 2</b>		<b>Julian MORRIS</b>		Porsche Boxster S			
IDEAL LAP TIME : 2:10.604		BEST LAP TIME : 2:11.957		DIFFERENCE : 1.353			
LAP	SECTOR 1	SECTOR 2	SECTOR 3	LAP TIME	MPH	DIFF	TIME OF DAY
1 -	33.594	1:04.706	38.243	2:16.543	70.97	4.586	10:35:06.317
2 -	33.945	1:04.684	38.439	2:17.068	70.70	5.111	10:37:23.385
3 -	34.137	1:05.795	37.033	2:16.965	70.75	5.008	10:39:40.350
4 -	32.629	1:02.742	36.586	<b>2:11.957 (1)</b>	<b>73.44</b>		<b>10:41:52.307</b>
5 -	33.108	1:03.247	<b>36.209</b>	2:12.564 (2)	73.10	0.607	10:44:04.871
6 -	<b>32.200</b>	<b>1:02.195</b>	39.083	2:13.478 (3)	72.60	1.521	10:46:18.349

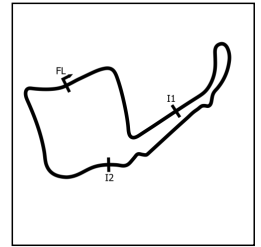
<b>P22 6 3</b>		<b>Mike THOMPSON</b>		Porsche Boxster S			
IDEAL LAP TIME : 2:13.406		BEST LAP TIME : 2:14.261		DIFFERENCE : 0.855			
LAP	SECTOR 1	SECTOR 2	SECTOR 3	LAP TIME	MPH	DIFF	TIME OF DAY
1 -	33.660	1:04.677	36.903	2:15.240 (3)	71.66	0.979	10:35:50.369
2 -	33.699	<b>1:03.977</b>	<b>36.585</b>	<b>2:14.261 (1)</b>	<b>72.18</b>		<b>10:38:04.630</b>
3 -	33.211	1:06.968	38.953	2:19.132	69.65	4.871	10:40:23.762
4 -	34.754	1:04.263	36.772	2:15.789	71.37	1.528	10:42:39.551
5 -	<b>32.844</b>	1:04.601	37.392	2:14.837 (2)	71.87	0.576	10:44:54.388
6 -	34.352	1:05.371	IN PIT	2:46.010 P	58.37	31.749	10:47:40.398

Weather / Track : Rain / Wet

Oulton Park International  
Circuit Length = 2.6920 miles  
Start: 10:30 Flag 10:47 End: 10:47

# Petro-Canada Lubricants Porsche Club Championship with Pirelli

## QUALIFYING - RACE 3 - SECTOR ANALYSIS



SECTOR 1 = FL to I1, SECTOR 2 = I1 to I2, SECTOR 3 = I2 to FL, DIFF = Difference To Personal Best Lap, P = Crossed Finish Line in Pit Lane, D = Time Disallowed

P23 21 3		Alistair NELSON		Porsche Boxster S			
IDEAL LAP TIME : 2:12.979		BEST LAP TIME : 2:14.320		DIFFERENCE : 1.341			
LAP	SECTOR 1	SECTOR 2	SECTOR 3	LAP TIME	MPH	DIFF	TIME OF DAY
1 -	33.437	1:04.955	37.568	2:15.960 (2)	71.28	1.640	10:35:38.563
2 -	34.855	1:07.867	40.249	2:22.971	67.78	8.651	10:38:01.534
3 -	34.928	1:10.883	38.656	2:24.467	67.08	10.147	10:40:26.001
4 -	32.771	1:04.746	<b>36.803</b>	<b>2:14.320 (1)</b>	<b>72.15</b>		<b>10:42:40.321</b>
5 -	35.598	1:05.213	42.111	2:22.922 (3)	67.80	8.602	10:45:03.243
6 -	<b>32.519</b>	<b>1:03.657</b>	IN PIT	2:42.006 P	59.82	27.686	10:47:45.249

P24 49 3		Steven SHORE		Porsche Boxster S			
IDEAL LAP TIME :		BEST LAP TIME : 2:14.788		DIFFERENCE :			
LAP	SECTOR 1	SECTOR 2	SECTOR 3	LAP TIME	MPH	DIFF	TIME OF DAY
1 -				2:18.009	70.22	3.221	10:35:16.352
2 -				2:16.843	70.82	2.055	10:37:33.195
3 -				2:15.501 (2)	71.52	0.713	10:39:48.696
4 -				2:15.832 (3)	71.34	1.044	10:42:04.528
5 -				<b>2:14.788 (1)</b>	<b>71.90</b>		<b>10:44:19.316</b>

P25 64 2		Vince BLACKER		Porsche Boxster S			
IDEAL LAP TIME : 2:13.925		BEST LAP TIME : 2:14.818		DIFFERENCE : 0.893			
LAP	SECTOR 1	SECTOR 2	SECTOR 3	LAP TIME	MPH	DIFF	TIME OF DAY
1 -	34.404	1:06.372	37.474	2:18.250	70.09	3.432	10:34:56.591
2 -	34.254	1:04.953	<b>36.536</b>	2:15.743	71.39	0.925	10:37:12.334
3 -	33.762	1:04.975	36.988	2:15.725 (3)	71.40	0.907	10:39:28.059
4 -	33.817	1:05.014	38.452	2:17.283	70.59	2.465	10:41:45.342
5 -	33.877	1:04.548	37.130	2:15.555 (2)	71.49	0.737	10:44:00.897
6 -	<b>33.325</b>	<b>1:04.064</b>	37.429	<b>2:14.818 (1)</b>	<b>71.88</b>		<b>10:46:15.715</b>

P26 22 3		Peter EVANS		Porsche Boxster S			
IDEAL LAP TIME : 2:15.879		BEST LAP TIME : 2:16.511		DIFFERENCE : 0.632			
LAP	SECTOR 1	SECTOR 2	SECTOR 3	LAP TIME	MPH	DIFF	TIME OF DAY
1 -	37.331	1:07.297	38.326	2:22.954	67.79	6.443	10:35:35.368
2 -	36.889	1:07.238	38.582	2:22.709	67.90	6.198	10:37:58.077
3 -	35.878	1:07.923	38.012	2:21.813 (3)	68.33	5.302	10:40:19.890
4 -	35.355	1:04.796	<b>37.284</b>	2:17.435 (2)	70.51	0.924	10:42:37.325
5 -	<b>34.008</b>	<b>1:04.587</b>	37.916	<b>2:16.511 (1)</b>	<b>70.99</b>		<b>10:44:53.836</b>
6 -	34.376	1:04.719	IN PIT	2:43.121 P	59.41	26.610	10:47:36.957

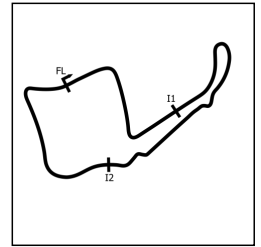
P27 90 3		Sarah THOMSON		Porsche Boxster S			
IDEAL LAP TIME : 2:14.162		BEST LAP TIME : 2:17.922		DIFFERENCE : 3.760			
LAP	SECTOR 1	SECTOR 2	SECTOR 3	LAP TIME	MPH	DIFF	TIME OF DAY
1 -	36.180	1:09.131	38.043	2:23.354	67.60	5.432	10:35:37.732
2 -	38.520	1:06.009	38.605	2:23.134	67.70	5.212	10:38:00.866
3 -	34.182	1:07.601	37.586	2:19.369 (2)	69.53	1.447	10:40:20.235
4 -	35.367	1:05.073	<b>37.482</b>	<b>2:17.922 (1)</b>	<b>70.26</b>		<b>10:42:38.157</b>
5 -	33.955	1:07.485	39.310	2:20.750 (3)	68.85	2.828	10:44:58.907
6 -	<b>33.026</b>	<b>1:03.654</b>	IN PIT	2:44.250 P	59.00	26.328	10:47:43.157

P28 55 3		Scott ADAMS		Porsche Boxster S			
IDEAL LAP TIME : 2:16.629		BEST LAP TIME : 2:18.063		DIFFERENCE : 1.434			
LAP	SECTOR 1	SECTOR 2	SECTOR 3	LAP TIME	MPH	DIFF	TIME OF DAY
1 -	34.790	1:12.102	38.715	2:25.607 (3)	66.55	7.544	10:35:32.809
2 -	42.740	1:13.582	39.615	2:35.937	62.14	17.874	10:38:08.746
3 -	33.763	<b>1:06.081</b>	38.219	<b>2:18.063 (1)</b>	<b>70.19</b>		<b>10:40:26.809</b>
4 -	35.344	1:07.912	<b>37.593</b>	2:20.849 (2)	68.80	2.786	10:42:47.658
5 -	34.454	1:13.092	41.683	2:29.229	64.94	11.166	10:45:16.887

Weather / Track : Rain / Wet

Oulton Park International  
Circuit Length = 2.6920 miles  
Start: 10:30 Flag 10:47 End: 10:47

**Petro-Canada Lubricants Porsche Club Championship with Pirelli**  
**QUALIFYING - RACE 3 - SECTOR ANALYSIS**



SECTOR 1 = FL to I1, SECTOR 2 = I1 to I2, SECTOR 3 = I2 to FL, DIFF = Difference To Personal Best Lap, P = Crossed Finish Line in Pit Lane, D = Time Disallowed

<b>P29 20 1</b>		<b>John ALEXANDER</b>		Porsche Cayman S			
IDEAL LAP TIME : 2:19.632		BEST LAP TIME : 2:20.647		DIFFERENCE : 1.015			
LAP	SECTOR 1	SECTOR 2	SECTOR 3	LAP TIME	MPH	DIFF	TIME OF DAY
1 -	37.653	1:10.738	39.459	2:27.850	65.54	7.203	10:35:32.026
2 -	36.073	1:10.017	39.046	2:25.136 (3)	66.77	4.489	10:37:57.162
3 -	35.298	1:11.935	39.053	2:26.286	66.24	5.639	10:40:23.448
4 -	35.355	1:08.631	38.515	2:22.501 (2)	68.00	1.854	10:42:45.949
5 -	34.890	<b>1:07.408</b>	<b>38.349</b>	<b>2:20.647 (1)</b>	<b>68.90</b>		<b>10:45:06.596</b>

<b>P30 69 2</b>		<b>Jon NEWELL</b>		Porsche Boxster S			
IDEAL LAP TIME : 2:29.306		BEST LAP TIME : 2:31.541		DIFFERENCE : 2.235			
LAP	SECTOR 1	SECTOR 2	SECTOR 3	LAP TIME	MPH	DIFF	TIME OF DAY
1 -	39.512	1:11.635	42.334	2:33.481	63.14	1.940	10:36:10.828
2 -	38.680	1:13.875	42.174	2:34.729	62.63	3.188	10:38:45.557
3 -	<b>37.479</b>	1:12.688	41.540	2:31.707 (2)	63.88	0.166	10:41:17.264
4 -	37.527	1:12.693	<b>41.321</b>	<b>2:31.541 (1)</b>	<b>63.95</b>		<b>10:43:48.805</b>
5 -	38.614	<b>1:10.506</b>	42.647	2:31.767 (3)	63.85	0.226	10:46:20.572

# Petro-Canada Lubricants Porsche Club Championship with Pirelli

## QUALIFYING - RACE 3 - BEST SECTORS

SECTOR 1				SECTOR 2				SECTOR 3				IDEAL / BEST COMPARISON			
POS	NO	NAME	TIME	NO	NAME	TIME	NO	NAME	TIME	POS	NO	NAME	IDEAL	BEST	DIFF
													<b>PERFECT LAP</b>	<b>1:59.905</b>	
1	23	CLARK	29.292	44	MCALÉER	57.973	2	MORRIS	32.640	1	23	CLARK	2:00.572	2:01.030	0.458
2	11	CALEY	29.608	23	CLARK	58.185	44	MCALÉER	32.888	2	44	MCALÉER	2:00.611	2:01.272	0.661
3	2	MORRIS	29.743	11	CALEY	58.213	23	CLARK	33.095	3	11	CALEY	2:00.965	2:00.981	0.016
4	44	MCALÉER	29.750	14	MCALÉER	58.501	14	MCALÉER	33.105	4	2	MORRIS	2:01.025	2:01.448	0.423
5	14	MCALÉER	29.970	2	MORRIS	58.642	11	CALEY	33.144	5	14	MCALÉER	2:01.576	2:02.190	0.614
6	9	DYER	30.050	3	ELLIS	59.070	9	DYER	33.730	6	9	DYER	2:03.088	2:03.337	0.249
7	3	ELLIS	30.160	9	DYER	59.308	3	ELLIS	34.009	7	3	ELLIS	2:03.239	2:03.478	0.239
8	85	BAYSTON	30.911	85	BAYSTON	59.775	85	BAYSTON	34.217	8	85	BAYSTON	2:04.903	2:05.227	0.324
9	88	SIMPSON	31.046	25	KYLE-HENNEY	1:00.244	88	SIMPSON	34.285	9	88	SIMPSON	2:05.640	2:06.115	0.475
10	25	KYLE-HENNEY	31.103	88	SIMPSON	1:00.309	25	KYLE-HENNEY	34.553	10	25	KYLE-HENNEY	2:05.900	2:06.060	0.160
11	12	CALEY	31.173	12	CALEY	1:00.700	94	CHAMBERLAIN	34.741	11	12	CALEY	2:06.628	2:07.130	0.502
12	94	CHAMBERLAIN	31.342	17	MUGGERIDGE	1:00.898	12	CALEY	34.755	12	94	CHAMBERLAIN	2:07.423	2:07.423	0.000
13	33	MOLYNEAUX	31.451	48	BARLOW	1:01.296	48	BARLOW	34.917	13	17	MUGGERIDGE	2:07.534	2:07.668	0.134
14	48	BARLOW	31.475	94	CHAMBERLAIN	1:01.340	78	FORBER	34.925	14	48	BARLOW	2:07.688	2:08.048	0.360
15	8	MORRISON	31.492	33	MOLYNEAUX	1:01.568	17	MUGGERIDGE	35.097	15	33	MOLYNEAUX	2:08.618	2:08.762	0.144
16	17	MUGGERIDGE	31.539	70	ARCHER	1:01.861	45	SEAGRAVE	35.267	16	78	FORBER	2:08.822	2:08.872	0.050
17	78	FORBER	31.724	45	SEAGRAVE	1:01.922	8	MORRISON	35.503	17	45	SEAGRAVE	2:09.100	2:09.297	0.197
18	45	SEAGRAVE	31.911	78	FORBER	1:02.173	33	MOLYNEAUX	35.599	18	8	MORRISON	2:09.244	2:09.848	0.604
19	70	ARCHER	32.065	10	MORRIS	1:02.195	24	HAZELTON	36.033	19	70	ARCHER	2:10.091	2:10.528	0.437
20	10	MORRIS	32.200	8	MORRISON	1:02.249	70	ARCHER	36.165	20	10	MORRIS	2:10.604	2:11.957	1.353
21	21	NELSON	32.519	24	HAZELTON	1:02.841	10	MORRIS	36.209	21	24	HAZELTON	2:11.440	2:11.440	0.000
22	24	HAZELTON	32.566	90	THOMSON	1:03.654	64	BLACKER	36.536	22	21	NELSON	2:12.979	2:14.320	1.341
23	6	THOMPSON	32.844	21	NELSON	1:03.657	6	THOMPSON	36.585	23	6	THOMPSON	2:13.406	2:14.261	0.855
24	55	ADAMS	32.955	6	THOMPSON	1:03.977	21	NELSON	36.803	24	64	BLACKER	2:13.925	2:14.818	0.893
25	90	THOMSON	33.026	64	BLACKER	1:04.064	22	EVANS	37.284	25	90	THOMSON	2:14.162	2:17.922	3.760
26	64	BLACKER	33.325	22	EVANS	1:04.587	90	THOMSON	37.482	26	22	EVANS	2:15.879	2:16.511	0.632
27	20	ALEXANDER	33.875	55	ADAMS	1:06.081	55	ADAMS	37.593	27	55	ADAMS	2:16.629	2:18.063	1.434
28	22	EVANS	34.008	20	ALEXANDER	1:07.408	20	ALEXANDER	38.349	28	20	ALEXANDER	2:19.632	2:20.647	1.015
29	69	NEWELL	37.479	69	NEWELL	1:10.506	69	NEWELL	41.321	29	69	NEWELL	2:29.306	2:31.541	2.235
30										30	49	SHORE		2:14.788	

Weather / Track : Rain / Wet

Results can be found at [www.tsl-timing.com](http://www.tsl-timing.com)

Oulton Park International  
 Circuit Length = 2.6920 miles  
 Start: 10:30 Flag 10:47 End: 10:47

Printed - 10:49 Saturday, 03 July 2021



# Petro-Canada Lubricants Porsche Club Championship with Pirelli

## QUALIFYING - RACE 3 - STATISTICS

**Competitors Started** 30  
**Planned Start** 2021-07-03 @ 10:35:00.000  
**Actual Start** 2021-07-03 @ 10:30:03.944  
**Finish Time** 2021-07-03 @ 10:47:06.204  
**Track Length** 2.6920mi.  
**Total Laps** 175  
**Total Distance Covered** 471.1049mi.

### Session Fastest Lap History

NO	CL	NAME	LAP TIME	TIME OF DAY	LAP	VEHICLE
14	1	Mark MCALEER	2:03.719	10:34:19.558	1	Porsche 997 C2S
23	1	Simon CLARK	2:02.626	10:34:25.241	1	Porsche Cayman S
23	1	Simon CLARK	2:02.364	10:36:27.605	2	Porsche Cayman S
44	1	Jake MCALEER	2:01.489	10:36:29.017	2	Porsche Cayman S
23	1	Simon CLARK	2:01.070	10:40:31.714	4	Porsche Cayman S
11	1	James CALEY	2:00.981	10:40:37.296	4	Porsche 997 C2S

### Flag History

TYPE	TIME OF DAY
GREEN	10:30:03.944
RED	10:46:25.125
FINISH	10:47:06.204

### Flag Statistics

TYPE	COUNT	TOTAL LAPS	TOTAL TIME
Green	1	6	16:21.180
Red	1	0	41.078
Safety Car	0	0	0.000
FCY	0	0	0.000

# Petro-Canada Lubricants Porsche Club Championship with Pirelli

## QUALIFYING - RACE 3 - STATISTICS

CLASS : 1

10 Starters

### Fastest Lap History

NO	NAME	LAP TIME	TIME OF DAY	LAP	VEHICLE
14	Mark MCALEER	2:03.719	10:34:19.558	1	Porsche 997 C2S
23	Simon CLARK	2:02.626	10:34:25.241	1	Porsche Cayman S
23	Simon CLARK	2:02.364	10:36:27.605	2	Porsche Cayman S
44	Jake MCALEER	2:01.489	10:36:29.017	2	Porsche Cayman S
23	Simon CLARK	2:01.070	10:40:31.714	4	Porsche Cayman S
11	James CALEY	2:00.981	10:40:37.296	4	Porsche 997 C2S

Weather / Track : Rain / Wet

Results can be found at [www.tsl-timing.com](http://www.tsl-timing.com)

Page 2 of 4

Oulton Park International  
Circuit Length = 2.6920 miles  
Start: 10:30 Flag 10:47 End: 10:47

Printed - 10:48 Saturday, 03 July 2021

# Petro-Canada Lubricants Porsche Club Championship with Pirelli

## QUALIFYING - RACE 3 - STATISTICS

CLASS : 2

13 Starters

### Fastest Lap History

NO	NAME	LAP TIME	TIME OF DAY	LAP	VEHICLE
12	Bill CALEY	2:09.314	10:34:36.871	1	Porsche Boxster S
25	Matthew KYLE-HENNEY	2:08.489	10:36:52.567	2	Porsche Boxster S
12	Bill CALEY	2:07.130	10:38:55.231	3	Porsche Boxster S
88	Paul SIMPSON	2:06.671	10:39:13.668	3	Porsche Boxster S
25	Matthew KYLE-HENNEY	2:06.534	10:43:15.645	5	Porsche Boxster S
25	Matthew KYLE-HENNEY	2:06.060	10:45:21.705	6	Porsche Boxster S

Weather / Track : Rain / Wet

Results can be found at [www.tsl-timing.com](http://www.tsl-timing.com)

Page 3 of 4

Oulton Park International  
Circuit Length = 2.6920 miles  
Start: 10:30 Flag 10:47 End: 10:47

Printed - 10:48 Saturday, 03 July 2021

# Petro-Canada Lubricants Porsche Club Championship with Pirelli

## QUALIFYING - RACE 3 - STATISTICS

**CLASS : 3**

**7 Starters**

### Fastest Lap History

NO	NAME	LAP TIME	TIME OF DAY	LAP	VEHICLE
78	Richard FORBER	<b>2:14.722</b>	10:35:13.892	1	Porsche Boxster S
78	Richard FORBER	<b>2:12.398</b>	10:37:26.291	2	Porsche Boxster S
78	Richard FORBER	<b>2:11.286</b>	10:39:37.577	3	Porsche Boxster S
78	Richard FORBER	<b>2:10.079</b>	10:41:47.655	4	Porsche Boxster S
78	Richard FORBER	<b>2:09.837</b>	10:43:57.492	5	Porsche Boxster S
78	Richard FORBER	<b>2:08.872</b>	10:46:06.364	6	Porsche Boxster S

Weather / Track : Rain / Wet

Results can be found at [www.tsl-timing.com](http://www.tsl-timing.com)

Page 4 of 4

Oulton Park International  
Circuit Length = 2.6920 miles  
Start: 10:30 Flag 10:47 End: 10:47

Printed - 10:48 Saturday, 03 July 2021

# Petro-Canada Lubricants Porsche Club Championship with Pirelli

## RACE 3 - GRID (25 minutes) - AMENDED

ROW 18	35	<b>55</b> 2:18.063 Scott ADAMS	36	<b>32</b> William HESLOP
ROW 17	33	<b>22</b> 2:16.511 Peter EVANS	34	<b>90</b> 2:17.922 Sarah THOMSON
ROW 16	31	<b>21</b> 2:14.320 Alistair NELSON	32	<b>49</b> 2:14.788 Steven SHORE
ROW 15	29	<b>78</b> 2:08.872 Richard FORBER	30	<b>6</b> 2:14.261 Mike THOMPSON
ROW 14				
ROW 13				
ROW 12	23	<b>69</b> 2:31.541 Jon NEWELL		
ROW 11	21	<b>64</b> 2:14.818 Vince BLACKER	22	<b>20</b> 2:20.647 John ALEXANDER
ROW 10	19	<b>24</b> 2:11.440 Carl HAZELTON	20	<b>10</b> 2:11.957 Julian MORRIS
ROW 9	17	<b>8</b> 2:09.848 Steven MORRISON	18	<b>70</b> 2:10.528 Angus ARCHER
ROW 8	15	<b>33</b> 2:08.762 Kevin MOLYNEAUX	16	<b>45</b> 2:09.297 Paul SEAGRAVE
ROW 7	13	<b>17</b> 2:07.668 Andy MUGGERIDGE	14	<b>48</b> 2:08.048 Toby BARLOW
ROW 6	11	<b>12</b> 2:07.130 Bill CALEY	12	<b>94</b> 2:07.423 Jesse CHAMBERLAIN
ROW 5	9	<b>25</b> 2:06.060 Matthew KYLE-HENNEY	10	<b>88</b> 2:06.115 Paul SIMPSON
ROW 4	7	<b>3</b> 2:03.478 Richard ELLIS	8	<b>85</b> 2:05.227 Richard BAYSTON
ROW 3	5	<b>14</b> 2:02.190 Mark MCALEER	6	<b>9</b> 2:03.337 Chris DYER
ROW 2	3	<b>44</b> 2:01.272 Jake MCALEER	4	<b>2</b> 2:01.448 Peter MORRIS
ROW 1	1	<b>11</b> 2:00.981 James CALEY	2	<b>23</b> 2:01.030 Simon CLARK
		<b>Pole</b>		

Car 32 to start race from the back of the grid.


These results are provisional until the conclusion of any judicial and technical matters.

Oulton Park International  
Circuit Length = 2.6920 miles

Clerk Of Course : Tony Watts	Stewards :	Timekeeper : Nick Palmer
------------------------------	------------	--------------------------

# Petro-Canada Lubricants Porsche Club Championship with Pirelli

## RACE 3 - GRID (25 minutes)

ROW 18	35	55	2:18.063 Scott ADAMS	
ROW 17	33	22	2:16.511 Peter EVANS	34
ROW 16		31	21	2:14.320 Alistair NELSON
ROW 15	29	78	2:08.872 Richard FORBER	30
ROW 14				
ROW 13				
ROW 12		23	69	2:31.541 Jon NEWELL
ROW 11	21	64	2:14.818 Vince BLACKER	22
ROW 10		19	24	2:11.440 Carl HAZELTON
ROW 9	17	8	2:09.848 Steven MORRISON	18
ROW 8		15	33	2:08.762 Kevin MOLYNEAUX
ROW 7	13	17	2:07.668 Andy MUGGERIDGE	14
ROW 6		11	12	2:07.130 Bill CALEY
ROW 5	9	25	2:06.060 Matthew KYLE-HENNEY	10
ROW 4		7	3	2:03.478 Richard ELLIS
ROW 3	5	14	2:02.190 Mark MCALEER	6
ROW 2		3	44	2:01.272 Jake MCALEER
ROW 1	1	11	2:00.981 James CALEY	2
			<b>Pole</b>	
				

These results are provisional until the conclusion of any judicial and technical matters.

Oulton Park International  
Circuit Length = 2.6920 miles

Clerk Of Course : Tony Watts	Stewards :	Timekeeper : Nick Palmer
------------------------------	------------	--------------------------

# Petro-Canada Lubricants Porsche Club Championship with Pirelli

## RACE 6 - GRID (25 minutes)

ROW 17	33	55	2:20.849 Scott ADAMS	34	32	William HESLOP	
ROW 16		31	22	2:17.435 Peter EVANS	32	90	2:19.369 Sarah THOMSON
ROW 15	29	49	2:15.501 Steven SHORE	30	21	2:15.960 Alistair NELSON	
ROW 14		27	78	2:09.837 Richard FORBER	28	6	2:14.837 Mike THOMPSON
ROW 13							
ROW 12							
ROW 11	21	20	2:22.501 John ALEXANDER	22	69	2:31.707 Jon NEWELL	
ROW 10		19	10	2:12.564 Julian MORRIS	20	64	2:15.555 Vince BLACKER
ROW 9	17	24	2:11.733 Carl HAZELTON	18	8	2:12.202 Steven MORRISON	
ROW 8		15	70	2:10.830 Angus ARCHER	16	33	2:11.099 Kevin MOLYNEAUX
ROW 7	13	94	2:09.212 Jesse CHAMBERLAIN	14	45	2:09.720 Paul SEAGRAVE	
ROW 6		11	17	2:08.281 Andy MUGGERIDGE	12	48	2:08.693 Toby BARLOW
ROW 5	9	25	2:06.534 Matthew KYLE-HENNEY	10	12	2:07.856 Bill CALEY	
ROW 4		7	3	2:03.643 Richard ELLIS	8	85	2:05.701 Richard BAYSTON
ROW 3	5	14	2:02.397 Mark MCALEER	6	9	2:03.459 Chris DYER	
ROW 2		3	11	2:01.617 James CALEY	4	2	2:01.815 Peter MORRIS
ROW 1	1	23	2:01.070 Simon CLARK	2	44	2:01.489 Jake MCALEER	
			<b>Pole</b>				

Car 88 - Withdrawn.

These results are provisional until the conclusion of any judicial and technical matters.

Oulton Park International  
Circuit Length = 2.6920 miles

Clerk Of Course : Tony Watts	Stewards :	Timekeeper : Nick Palmer
------------------------------	------------	--------------------------

# Petro-Canada Lubricants Porsche Club Championship with Pirelli

## RACE 3 - CLASSIFICATION

POS	NO	CL	PIC NAME	ENTRY	LAPS	TIME	GAP	DIFF	MPH	BEST	ON
1	23	1	1 Simon CLARK	Porsche Cayman S	10	18:46.199			86.05	1:50.666	6
2	2	1	2 Peter MORRIS	Porsche 997 C2S	10	18:52.135	5.936	5.936	85.60	1:51.277	6
3	44	1	3 Jake MCALEER	Porsche Cayman S	10	18:54.037	7.838	1.902	85.45	1:50.688	6
4	14	1	4 Mark MCALEER	Porsche 997 C2S	10	18:56.912	10.713	2.875	85.24	1:51.589	5
5	85	1	5 Richard BAYSTON	Porsche 996 C2	10	19:09.403	23.204	12.491	84.31	1:53.157	3
6	3	1	6 Richard ELLIS	Porsche 996 C2	10	19:10.017	23.818	0.614	84.27	1:53.135	4
7	48	2	1 Toby BARLOW	Porsche Boxster S	10	19:22.762	36.563	12.745	83.34	1:54.096	9
8	25	2	2 Matthew KYLE-HENNEY	Porsche Boxster S	10	19:28.457	42.258	5.695	82.94	1:54.881	5
9	94	2	3 Jesse CHAMBERLAIN	Porsche Boxster S	10	19:30.471	44.272	2.014	82.79	1:55.293	9
10	9	1	7 Chris DYER	Porsche Cayman S	10	19:30.973	44.774	0.502	82.76	1:53.002	4
11	33	2	4 Kevin MOLYNEAUX	Porsche Boxster S	10	19:34.502	48.303	3.529	82.51	1:55.715	8
12	45	1	8 Paul SEAGRAVE	Porsche 996 C2	10	19:41.306	55.107	6.804	82.03	1:56.332	3
13	17	2	5 Andy MUGGERIDGE	Porsche Boxster S	10	19:41.902	55.703	0.596	81.99	1:55.343	4
14	70	2	6 Angus ARCHER	Porsche Boxster S	10	19:59.828	1:13.629	17.926	80.77	1:57.313	10
15	78	3	1 Richard FORBER	Porsche Boxster S	10	20:02.842	1:16.643	3.014	80.57	1:57.952	5
16	32	3	2 William HESLOP	Porsche Boxster S	10	20:10.446	1:24.247	7.604	80.06	1:57.968	10
17	24	2	7 Carl HAZELTON	Porsche Boxster S	10	20:25.882	1:39.683	15.436	79.05	1:58.993	8
18	21	3	3 Alistair NELSON	Porsche Boxster S	10	20:29.194	1:42.995	3.312	78.84	1:59.587	9
19	6	3	4 Mike THOMPSON	Porsche Boxster S	10	20:36.005	1:49.806	6.811	78.40	2:01.297	8
20	20*	1	9 John ALEXANDER	Porsche Cayman S	10	20:50.195	2:03.996	14.190	77.51	2:02.025	4
21	49*	3	5 Steven SHORE	Porsche Boxster S	9	18:55.581	1 Lap	1 Lap	76.80	2:03.088	3
22	64	2	8 Vince BLACKER	Porsche Boxster S	9	19:05.779	1 Lap	10.198	76.12	2:03.016	7
23	22	3	6 Peter EVANS	Porsche Boxster S	9	19:18.874	1 Lap	13.095	75.26	2:05.987	8
24	55	3	7 Scott ADAMS	Porsche Boxster S	9	19:19.678	1 Lap	0.804	75.21	2:05.373	5
25	90	3	8 Sarah THOMSON	Porsche Boxster S	9	19:24.354	1 Lap	4.676	74.90	2:05.651	5
26	11	1	10 James CALEY	Porsche 997 C2S	9	19:38.503	1 Lap	14.149	74.01	1:52.924	2
27	8	2	9 Steven MORRISON	Porsche Boxster S	8	19:00.444	2 Laps	1 Lap	67.98	2:06.704	6

### NOT CLASSIFIED

DNF	88	2	Paul SIMPSON	Porsche Boxster S	10	19:35.617	49.418	0.000	82.43	1:55.037	5
DNF	69	2	Jon NEWELL	Porsche Boxster S	9	19:20.402	1 Lap	1 Lap	75.16	2:04.920	5
DNF	10	2	Julian MORRIS	Porsche Boxster S	6	12:23.931	4 Laps	3 Laps	78.16	2:00.734	5
DNF	12	2	Bill CALEY	Porsche Boxster S	0						

### FASTEST LAP

	23	1	Simon CLARK	Porsche Cayman S	6	1:50.666		87.57 mph		140.93 kph	
	48	2	Toby BARLOW	Porsche Boxster S	9	1:54.096		84.93 mph		136.69 kph	
	78	3	Richard FORBER	Porsche Boxster S	5	1:57.952		82.16 mph		132.22 kph	

\*Car 49 requires a working transponder - Regulation Q12.8.1 refers.  
Cars 69 & 88 not running at the showing of the red flag.

Oulton Park International: 2.6920 miles

Race Distance: 10 Laps / 26.92 miles

Start: 13:31 Flag 13:50 End: 13:55

Weather / Track : Cloudy / Damp

These results are provisional until the conclusion of any judicial and technical matters.

Clerk Of Course : Tony Watts	Stewards :	Timekeeper : Nick Palmer
------------------------------	------------	--------------------------



# Petro-Canada Lubricants Porsche Club Championship with Pirelli

## RACE 3 - LAP CHART

LAP 1 @ 13:33:33.941			LAP 2 @ 13:35:26.865			LAP 3 @ 13:37:17.944			LAP 4 @ 13:39:09.183			LAP 5 @ 13:41:00.929		
NO	BEHIND	LAP TIME	NO	BEHIND	LAP TIME	NO	BEHIND	LAP TIME	NO	BEHIND	LAP TIME	NO	BEHIND	LAP TIME
11		1:58.923	11		1:52.924	23		1:50.869	23		1:51.239	23		1:51.746
23	0.366	1:59.289	23	0.210	1:52.768	2	1.795	1:52.398	2	1.879	1:51.323	2	1.628	1:51.495
2	0.845	1:59.768	2	0.476	1:52.555	44	2.806	1:52.799	44	3.418	1:51.851	44	2.729	1:51.057
44	1.281	2:00.204	44	1.086	1:52.729	85	5.983	1:53.157	14	8.761	1:53.857	14	8.604	1:51.589
85	2.854	2:01.777	85	3.905	1:53.975	14	6.143	1:53.188	85	9.212	1:54.468	85	11.473	1:54.007
14	3.021	2:01.944	14	4.034	1:53.937	3	7.765	1:54.114	3	9.661	1:53.135	3	11.838	1:53.923
3	3.973	2:02.896	3	4.730	1:53.681	9	8.500	1:54.502	9	10.263	1:53.002	9	12.114	1:53.597
9	4.116	2:03.039	9	5.077	1:53.885	11	9.789	2:00.868 P	94	19.049	1:55.557	88	22.627	1:55.037
94	6.328	2:05.251	94	10.169	1:56.765	94	14.731	1:55.641	88	19.336	1:55.629	94	22.718	1:55.415
88	7.846	2:06.769	88	10.788	1:55.866	88	14.946	1:55.237	48	19.753	1:55.369	48	23.133	1:55.126
45	8.142	2:07.065	48	11.401	1:55.848	48	15.623	1:55.301	25	22.348	1:55.427	25	25.483	1:54.881
48	8.477	2:07.400	45	12.268	1:57.050	45	17.521	1:56.332	45	23.480	1:57.198	33	29.257	1:57.102
25	9.269	2:08.192	25	12.908	1:56.563	25	18.160	1:56.331	33	23.901	1:56.365	45	30.424	1:58.690
33	9.524	2:08.447	33	13.811	1:57.211	33	18.775	1:56.043	17	24.708	1:55.343	17	31.678	1:58.716
17	11.970	2:10.893	17	15.394	1:56.348	17	20.604	1:56.289	78	37.273	1:58.662	11	1 Lap	4:12.180
78	14.251	2:13.174	78	21.556	2:00.229	78	29.850	1:59.373	70	38.804	1:57.736	78	43.479	1:57.952
10	15.558	2:14.481	10	25.790	2:03.156	70	32.307	1:57.521	32	45.072	2:00.583	70	45.107	1:58.049
70	16.336	2:15.259	70	25.865	2:02.453	32	35.728	2:00.558	10	47.478	2:01.693	32	52.821	1:59.495
32	16.394	2:15.317	32	26.249	2:02.779	10	37.024	2:02.313	6	49.008	2:01.768	10	56.466	2:00.734
6	17.006	2:15.929	6	27.325	2:03.243	6	38.479	2:02.233	24	49.745	2:01.861	24	58.695	2:00.696
49	17.627	2:16.550	24	28.367	2:03.160	24	39.123	2:01.835	21	49.876	2:00.688	6	59.625	2:02.363
24	18.131	2:17.054	49	29.512	2:04.809	21	40.427	2:01.600	49	53.539	2:03.257	21	59.869	2:01.739
21	18.767	2:17.690	21	29.906	2:04.063	49	41.521	2:03.088	20	54.498	2:02.025	8	1 Lap	3:39.278
20	21.305	2:20.228	20	32.653	2:04.272	20	43.712	2:02.138	64	1:08.723	2:05.399	20	1:04.945	2:02.193
22	22.566	2:21.489	22	37.561	2:07.919	22	53.987	2:07.505	22	1:09.932	2:07.184	49	1:06.687	2:04.894
64	23.572	2:22.495	64	38.048	2:07.400	64	54.563	2:07.594	55	1:12.612	2:06.578	64	1:21.376	2:04.399
55	26.674	2:25.597	55	41.424	2:07.674	55	57.273	2:06.928	90	1:13.350	2:06.172	22	1:24.665	2:06.479
8	26.907	2:25.830	8	42.015	2:08.032	90	58.417	2:06.894	69	1:14.571	2:06.913	55	1:26.239	2:05.373
90	27.328	2:26.251	90	42.602	2:08.198	69	58.897	2:06.083				90	1:27.255	2:05.651
69	28.367	2:27.290	69	43.893	2:08.450	8	1:05.417	2:14.481 P				69	1:27.745	2:04.920

Weather / Track : Cloudy / Damp

Oulton Park International  
 Circuit Length = 2.6920 miles  
 Start: 13:31 Flag 13:50 End: 13:55

# Petro-Canada Lubricants Porsche Club Championship with Pirelli

## RACE 3 - LAP CHART

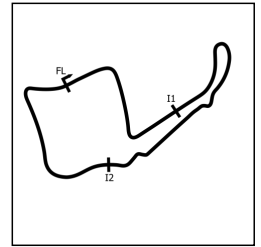
LAP 6 @ 13:42:51.595			LAP 7 @ 13:44:42.822			LAP 8 @ 13:46:36.462			LAP 9 @ 13:48:28.601			LAP 10 @ 13:50:21.217		
NO	BEHIND	LAP TIME	NO	BEHIND	LAP TIME	NO	BEHIND	LAP TIME	NO	BEHIND	LAP TIME	NO	BEHIND	LAP TIME
23		1:50.666	23		1:51.227	23		1:53.640	23		1:52.139	23		1:52.616
2	2.239	1:51.277	2	3.320	1:52.308	2	3.146	1:53.466	2	5.226	1:54.219	2	5.936	1:53.326
44	2.751	1:50.688	44	3.915	1:52.391	22	1 Lap	2:07.111	44	7.477	1:56.050	44	7.838	1:52.977
14	10.445	1:52.507	14	10.898	1:51.680	44	3.566	1:53.291	64	1 Lap	2:07.438	49	1 Lap	2:04.857
85	14.609	1:53.802	85	17.871	1:54.489	55	1 Lap	2:07.992	14	10.719	1:53.838	14	10.713	1:52.610
3	15.041	1:53.869	3	18.319	1:54.505	69	1 Lap	2:07.440	22	1 Lap	2:05.987	8	2 Laps	2:07.478
9	15.604	1:54.156	9	18.546	1:54.169	90	1 Lap	2:07.315	55	1 Lap	2:05.608	64	1 Lap	2:04.452
48	28.201	1:55.734	48	31.209	1:54.235	14	9.020	1:51.762	69	1 Lap	2:05.644	85	23.204	1:54.652
94	28.853	1:56.801	94	33.228	1:55.602	85	18.800	1:54.569	85	21.168	1:54.507	3	23.818	1:54.921
25	29.912	1:55.095	25	34.237	1:55.552	3	19.154	1:54.475	3	21.513	1:54.498	22	1 Lap	2:08.105
33	34.649	1:56.058	33	39.165	1:55.743	9	19.735	1:54.829	9	22.529	1:54.933	55	1 Lap	2:07.780
45	37.027	1:57.269	88	41.871	1:56.037	48	32.065	1:54.496	90	1 Lap	2:08.488	69	1 Lap	2:08.006
88	37.061	2:05.100	45	42.500	1:56.700	94	35.151	1:55.563	48	34.022	1:54.096	48	36.563	1:55.157
17	37.736	1:56.724	17	43.333	1:56.824	25	35.530	1:54.933	94	38.305	1:55.293	90	1 Lap	2:07.267
11	1 Lap	1:53.980	11	1 Lap	1:56.556	33	41.240	1:55.715	25	38.510	1:55.119	25	42.258	1:56.364
78	51.529	1:58.716	70	58.141	1:57.589	88	43.596	1:55.365	33	44.899	1:55.798	94	44.272	1:58.583
70	51.779	1:57.338	78	59.545	1:59.243	45	45.631	1:56.771	88	46.575	1:55.118	9	44.774	2:14.861
32	1:01.054	1:58.899	32	1:08.205	1:58.378	17	46.389	1:56.696	45	50.184	1:56.692	33	48.303	1:56.020
10	1:07.354	2:01.554	24	1:18.502	2:02.245	11	1 Lap	1:56.614	17	51.181	1:56.931	88	49.418	1:55.459
24	1:07.484	1:59.455	21	1:19.860	2:01.154	70	1:02.549	1:58.048	11	1 Lap	1:53.125	11	1 Lap	1:53.333
21	1:09.933	2:00.730	6	1:22.220	2:01.923	78	1:04.207	1:58.302	70	1:08.932	1:58.522	45	55.107	1:57.539
6	1:11.524	2:02.565	20	1:30.310	2:03.804	32	1:12.918	1:58.353	78	1:10.783	1:58.715	17	55.703	1:57.138
20	1:17.733	2:03.454	8	1 Lap	2:06.704	24	1:23.855	1:58.993	32	1:18.895	1:58.116	70	1:13.629	1:57.313
8	1 Lap	2:09.673	49	1:37.614	2:04.773	21	1:27.346	2:01.126	24	1:32.555	2:00.839	78	1:16.643	1:58.476
49	1:24.068	2:08.047	64	1:46.085	2:03.016	6	1:29.877	2:01.297	21	1:34.794	1:59.587	32	1:24.247	1:57.968
64	1:34.296	2:03.586				20	1:40.321	2:03.651	6	1:39.409	2:01.671	24	1:39.683	1:59.744
22	1:41.094	2:07.095				49	1:49.280	2:05.306	20	1:50.657	2:02.475	21	1:42.995	2:00.817
55	1:41.721	2:06.148				8	1 Lap	2:08.968				6	1:49.806	2:03.013
69	1:42.735	2:05.656										20	2:03.996	2:05.955
90	1:44.707	2:08.118												

Weather / Track : Cloudy / Damp

Oulton Park International  
 Circuit Length = 2.6920 miles  
 Start: 13:31 Flag 13:50 End: 13:55

# Petro-Canada Lubricants Porsche Club Championship with Pirelli

## RACE 3 - SECTOR ANALYSIS



SECTOR 1 = FL to I1, SECTOR 2 = I1 to I2, SECTOR 3 = I2 to FL, DIFF = Difference To Personal Best Lap, P = Crossed Finish Line in Pit Lane, D = Time Disallowed

P1 23 1		Simon CLARK		Porsche Cayman S			
IDEAL LAP TIME : 1:50.510		BEST LAP TIME : 1:50.666		DIFFERENCE : 0.156			
LAP	SECTOR 1	SECTOR 2	SECTOR 3	LAP TIME	MPH	DIFF	TIME OF DAY
1 -		54.547	31.114	1:59.289	81.24	8.623	13:33:34.307
2 -	27.733	54.185	30.850	1:52.768	85.94	2.102	13:35:27.075
3 -	27.710	<b>52.955</b>	<b>30.204</b>	1:50.869 (2)	87.41	0.203	13:37:17.944
4 -	27.460	53.430	30.349	1:51.239	87.12	0.573	13:39:09.183
5 -	27.587	53.622	30.537	1:51.746	86.72	1.080	13:41:00.929
6 -	<b>27.351</b>	53.031	30.284	<b>1:50.666 (1)</b>	<b>87.57</b>		<b>13:42:51.595</b>
7 -	27.590	53.120	30.517	1:51.227 (3)	87.13	0.561	13:44:42.822
8 -	27.562	55.212	30.866	1:53.640	85.28	2.974	13:46:36.462
9 -	27.474	54.345	30.320	1:52.139	86.42	1.473	13:48:28.601
10 -	28.182	53.851	30.583	1:52.616	86.05	1.950	13:50:21.217

P2 2 1		Peter MORRIS		Porsche 997 C2S			
IDEAL LAP TIME : 1:51.026		BEST LAP TIME : 1:51.277		DIFFERENCE : 0.251			
LAP	SECTOR 1	SECTOR 2	SECTOR 3	LAP TIME	MPH	DIFF	TIME OF DAY
1 -		55.115	30.809	1:59.768	80.91	8.491	13:33:34.786
2 -	27.739	54.457	30.359	1:52.555	86.10	1.278	13:35:27.341
3 -	28.162	53.861	30.375	1:52.398	86.22	1.121	13:37:19.739
4 -	<b>27.562</b>	53.601	30.160	1:51.323 (2)	87.05	0.046	13:39:11.062
5 -	27.595	53.750	<b>30.150</b>	1:51.495 (3)	86.92	0.218	13:41:02.557
6 -	27.670	<b>53.314</b>	30.293	<b>1:51.277 (1)</b>	<b>87.09</b>		<b>13:42:53.834</b>
7 -	27.957	53.961	30.390	1:52.308	86.29	1.031	13:44:46.142
8 -	27.718	54.274	31.474	1:53.466	85.41	2.189	13:46:39.608
9 -	27.744	54.291	32.184	1:54.219	84.84	2.942	13:48:33.827
10 -	27.820	54.449	31.057	1:53.326	85.51	2.049	13:50:27.153

P3 44 1		Jake MCALEER		Porsche Cayman S			
IDEAL LAP TIME : 1:50.613		BEST LAP TIME : 1:50.688		DIFFERENCE : 0.075			
LAP	SECTOR 1	SECTOR 2	SECTOR 3	LAP TIME	MPH	DIFF	TIME OF DAY
1 -		55.041	30.559	2:00.204	80.62	9.516	13:33:35.222
2 -	27.713	54.680	30.336	1:52.729	85.96	2.041	13:35:27.951
3 -	27.763	53.966	31.070	1:52.799	85.91	2.111	13:37:20.750
4 -	27.472	53.685	30.694	1:51.851 (3)	86.64	1.163	13:39:12.601
5 -	27.464	53.319	30.274	1:51.057 (2)	87.26	0.369	13:41:03.658
6 -	27.376	<b>53.104</b>	<b>30.208</b>	<b>1:50.688 (1)</b>	<b>87.55</b>		<b>13:42:54.346</b>
7 -	27.779	54.152	30.460	1:52.391	86.22	1.703	13:44:46.737
8 -	<b>27.301</b>	54.357	31.633	1:53.291	85.54	2.603	13:46:40.028
9 -	27.548	54.356	34.146	1:56.050	83.50	5.362	13:48:36.078
10 -	27.974	53.952	31.051	1:52.977	85.78	2.289	13:50:29.055

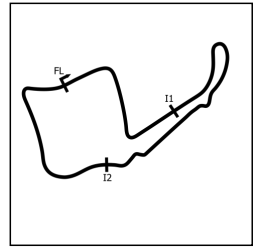
P4 14 1		Mark MCALEER		Porsche 997 C2S			
IDEAL LAP TIME : 1:51.204		BEST LAP TIME : 1:51.589		DIFFERENCE : 0.385			
LAP	SECTOR 1	SECTOR 2	SECTOR 3	LAP TIME	MPH	DIFF	TIME OF DAY
1 -		55.672	30.994	2:01.944	79.47	10.355	13:33:36.962
2 -	28.641	54.564	30.732	1:53.937	85.05	2.348	13:35:30.899
3 -	28.420	54.077	30.691	1:53.188	85.62	1.599	13:37:24.087
4 -	28.509	54.164	31.184	1:53.857	85.11	2.268	13:39:17.944
5 -	27.610	53.695	30.284	<b>1:51.589 (1)</b>	<b>86.84</b>		<b>13:41:09.533</b>
6 -	<b>27.478</b>	54.844	<b>30.185</b>	1:52.507	86.13	0.918	13:43:02.040
7 -	27.756	<b>53.541</b>	30.383	1:51.680 (2)	86.77	0.091	13:44:53.720
8 -	27.716	53.779	30.267	1:51.762 (3)	86.71	0.173	13:46:45.482
9 -	27.981	55.442	30.415	1:53.838	85.13	2.249	13:48:39.320
10 -	28.058	53.793	30.759	1:52.610	86.06	1.021	13:50:31.930

Weather / Track : Cloudy / Damp

Oulton Park International  
Circuit Length = 2.6920 miles  
Start: 13:31 Flag 13:50 End: 13:55

# Petro-Canada Lubricants Porsche Club Championship with Pirelli

## RACE 3 - SECTOR ANALYSIS



SECTOR 1 = FL to I1, SECTOR 2 = I1 to I2, SECTOR 3 = I2 to FL, DIFF = Difference To Personal Best Lap, P = Crossed Finish Line in Pit Lane, D = Time Disallowed

<b>P5 85 1</b>		<b>Richard BAYSTON</b>		Porsche 996 C2			
IDEAL LAP TIME : 1:52.878		BEST LAP TIME : 1:53.157		DIFFERENCE : 0.279			
LAP	SECTOR 1	SECTOR 2	SECTOR 3	LAP TIME	MPH	DIFF	TIME OF DAY
1 -		55.498	31.306	2:01.777	79.58	8.620	13:33:36.795
2 -	28.322	54.702	<b>30.951</b>	1:53.975 (3)	85.03	0.818	13:35:30.770
<b>3 -</b>	28.094	<b>54.065</b>	30.998	<b>1:53.157 (1)</b>	<b>85.64</b>		<b>13:37:23.927</b>
4 -	28.116	54.447	31.905	1:54.468	84.66	1.311	13:39:18.395
5 -	27.972	54.602	31.433	1:54.007	85.00	0.850	13:41:12.402
6 -	27.995	54.435	31.372	1:53.802 (2)	85.15	0.645	13:43:06.204
7 -	28.099	54.715	31.675	1:54.489	84.64	1.332	13:45:00.693
8 -	28.154	55.163	31.252	1:54.569	84.58	1.412	13:46:55.262
9 -	<b>27.862</b>	55.090	31.555	1:54.507	84.63	1.350	13:48:49.769
10 -	28.584	54.690	31.378	1:54.652	84.52	1.495	13:50:44.421

<b>P6 3 1</b>		<b>Richard ELLIS</b>		Porsche 996 C2			
IDEAL LAP TIME : 1:52.641		BEST LAP TIME : 1:53.135		DIFFERENCE : 0.494			
LAP	SECTOR 1	SECTOR 2	SECTOR 3	LAP TIME	MPH	DIFF	TIME OF DAY
1 -		55.701	31.191	2:02.896	78.85	9.761	13:33:37.914
2 -	28.279	54.536	30.866	1:53.681 (2)	85.24	0.546	13:35:31.595
3 -	28.162	55.279	<b>30.673</b>	1:54.114	84.92	0.979	13:37:25.709
<b>4 -</b>	27.944	<b>54.055</b>	31.136	<b>1:53.135 (1)</b>	<b>85.66</b>		<b>13:39:18.844</b>
5 -	<b>27.913</b>	54.539	31.471	1:53.923	85.06	0.788	13:41:12.767
6 -	28.057	54.362	31.450	1:53.869 (3)	85.10	0.734	13:43:06.636
7 -	28.034	54.591	31.880	1:54.505	84.63	1.370	13:45:01.141
8 -	28.299	54.816	31.360	1:54.475	84.65	1.340	13:46:55.616
9 -	27.928	55.070	31.500	1:54.498	84.64	1.363	13:48:50.114
10 -	28.850	55.088	30.983	1:54.921	84.33	1.786	13:50:45.035

<b>P7 48 2</b>		<b>Toby BARLOW</b>		Porsche Boxster S			
IDEAL LAP TIME : 1:53.743		BEST LAP TIME : 1:54.096		DIFFERENCE : 0.353			
LAP	SECTOR 1	SECTOR 2	SECTOR 3	LAP TIME	MPH	DIFF	TIME OF DAY
1 -		57.226	32.145	2:07.400	76.06	13.304	13:33:42.418
2 -	28.730	55.344	31.774	1:55.848	83.65	1.752	13:35:38.266
3 -	28.228	55.344	31.729	1:55.301	84.05	1.205	13:37:33.567
4 -	28.399	55.282	31.688	1:55.369	84.00	1.273	13:39:28.936
5 -	28.300	55.280	31.546	1:55.126	84.17	1.030	13:41:24.062
6 -	28.435	54.985	32.314	1:55.734	83.73	1.638	13:43:19.796
7 -	<b>28.073</b>	54.462	31.700	1:54.235 (2)	84.83	0.139	13:45:14.031
8 -	28.241	54.594	31.661	1:54.496 (3)	84.64	0.400	13:47:08.527
<b>9 -</b>	28.426	<b>54.210</b>	<b>31.460</b>	<b>1:54.096 (1)</b>	<b>84.93</b>		<b>13:49:02.623</b>
10 -	28.375	54.299	32.483	1:55.157	84.15	1.061	13:50:57.780

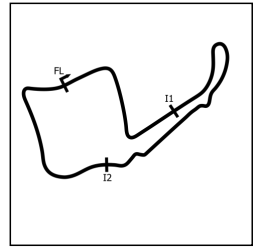
<b>P8 25 2</b>		<b>Matthew KYLE-HENNEY</b>		Porsche Boxster S			
IDEAL LAP TIME : 1:54.822		BEST LAP TIME : 1:54.881		DIFFERENCE : 0.059			
LAP	SECTOR 1	SECTOR 2	SECTOR 3	LAP TIME	MPH	DIFF	TIME OF DAY
1 -		57.474	32.375	2:08.192	75.59	13.311	13:33:43.210
2 -	29.057	55.645	31.861	1:56.563	83.14	1.682	13:35:39.773
3 -	28.621	55.798	31.912	1:56.331	83.30	1.450	13:37:36.104
4 -	28.345	55.326	31.756	1:55.427	83.96	0.546	13:39:31.531
<b>5 -</b>	<b>28.194</b>	55.016	<b>31.671</b>	<b>1:54.881 (1)</b>	<b>84.35</b>		<b>13:41:26.412</b>
6 -	28.299	54.976	31.820	1:55.095 (3)	84.20	0.214	13:43:21.507
7 -	28.477	55.024	32.051	1:55.552	83.86	0.671	13:45:17.059
8 -	28.248	<b>54.957</b>	31.728	1:54.933 (2)	84.32	0.052	13:47:11.992
9 -	28.350	54.994	31.775	1:55.119	84.18	0.238	13:49:07.111
10 -	28.666	55.662	32.036	1:56.364	83.28	1.483	13:51:03.475

Weather / Track : Cloudy / Damp

Oulton Park International  
Circuit Length = 2.6920 miles  
Start: 13:31 Flag 13:50 End: 13:55

# Petro-Canada Lubricants Porsche Club Championship with Pirelli

## RACE 3 - SECTOR ANALYSIS



SECTOR 1 = FL to I1, SECTOR 2 = I1 to I2, SECTOR 3 = I2 to FL, DIFF = Difference To Personal Best Lap, P = Crossed Finish Line in Pit Lane, D = Time Disallowed

<b>P9 94 2</b>		<b>Jesse CHAMBERLAIN</b>		Porsche Boxster S			
IDEAL LAP TIME : 1:54.847		BEST LAP TIME : 1:55.293		DIFFERENCE : 0.446			
LAP	SECTOR 1	SECTOR 2	SECTOR 3	LAP TIME	MPH	DIFF	TIME OF DAY
1 -		56.725	<b>31.666</b>	2:05.251	77.37	9.958	13:33:40.269
2 -	28.887	55.877	32.001	1:56.765	82.99	1.472	13:35:37.034
3 -	28.541	55.157	31.943	1:55.641	83.80	0.348	13:37:32.675
4 -	28.622	55.137	31.798	1:55.557 (3)	83.86	0.264	13:39:28.232
5 -	<b>28.202</b>	55.098	32.115	1:55.415 (2)	83.96	0.122	13:41:23.647
6 -	29.253	55.328	32.220	1:56.801	82.97	1.508	13:43:20.448
7 -	28.333	55.378	31.891	1:55.602	83.83	0.309	13:45:16.050
8 -	28.502	55.116	31.945	1:55.563	83.86	0.270	13:47:11.613
9 -	28.400	<b>54.979</b>	31.914	<b>1:55.293 (1)</b>	<b>84.05</b>		<b>13:49:06.906</b>
10 -	28.463	58.130	31.990	1:58.583	81.72	3.290	13:51:05.489

<b>P10 9 1</b>		<b>Chris DYER</b>		Porsche Cayman S			
IDEAL LAP TIME : 1:52.641		BEST LAP TIME : 1:53.002		DIFFERENCE : 0.361			
LAP	SECTOR 1	SECTOR 2	SECTOR 3	LAP TIME	MPH	DIFF	TIME OF DAY
1 -		56.602	30.897	2:03.039	78.76	10.037	13:33:38.057
2 -	28.320	54.806	<b>30.759</b>	1:53.885 (3)	85.09	0.883	13:35:31.942
3 -	28.089	55.382	31.031	1:54.502	84.63	1.500	13:37:26.444
4 -	<b>27.698</b>	<b>54.184</b>	31.120	<b>1:53.002 (1)</b>	<b>85.76</b>		<b>13:39:19.446</b>
5 -	27.861	54.392	31.344	1:53.597 (2)	85.31	0.595	13:41:13.043
6 -	28.363	54.702	31.091	1:54.156	84.89	1.154	13:43:07.199
7 -	27.930	54.871	31.368	1:54.169	84.88	1.167	13:45:01.368
8 -	28.398	55.259	31.172	1:54.829	84.39	1.827	13:46:56.197
9 -	28.144	54.623	32.166	1:54.933	84.32	1.931	13:48:51.130
10 -	28.309	56.119	50.433	2:14.861	71.86	21.859	13:51:05.991

<b>P11 33 2</b>		<b>Kevin MOLYNEAUX</b>		Porsche Boxster S			
IDEAL LAP TIME : 1:55.014		BEST LAP TIME : 1:55.715		DIFFERENCE : 0.701			
LAP	SECTOR 1	SECTOR 2	SECTOR 3	LAP TIME	MPH	DIFF	TIME OF DAY
1 -		58.052	31.951	2:08.447	75.44	12.732	13:33:43.465
2 -	29.027	56.342	31.842	1:57.211	82.68	1.496	13:35:40.676
3 -	28.699	55.725	<b>31.619</b>	1:56.043	83.51	0.328	13:37:36.719
4 -	28.650	55.613	32.102	1:56.365	83.28	0.650	13:39:33.084
5 -	28.744	56.515	31.843	1:57.102	82.75	1.387	13:41:30.186
6 -	28.547	55.369	32.142	1:56.058	83.50	0.343	13:43:26.244
7 -	28.718	<b>54.998</b>	32.027	1:55.743 (2)	83.73	0.028	13:45:21.987
8 -	28.660	55.229	31.826	<b>1:55.715 (1)</b>	<b>83.75</b>		<b>13:47:17.702</b>
9 -	28.589	55.294	31.915	1:55.798 (3)	83.69	0.083	13:49:13.500
10 -	<b>28.397</b>	55.724	31.899	1:56.020	83.53	0.305	13:51:09.520

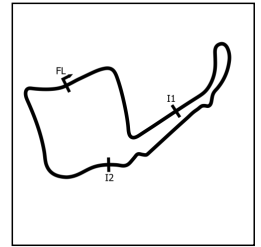
<b>P12 45 1</b>		<b>Paul SEAGRAVE</b>		Porsche 996 C2			
IDEAL LAP TIME : 1:55.770		BEST LAP TIME : 1:56.332		DIFFERENCE : 0.562			
LAP	SECTOR 1	SECTOR 2	SECTOR 3	LAP TIME	MPH	DIFF	TIME OF DAY
1 -		57.273	32.206	2:07.065	76.27	10.733	13:33:42.083
2 -	29.208	55.987	31.855	1:57.050	82.79	0.718	13:35:39.133
3 -	28.518	56.157	31.657	<b>1:56.332 (1)</b>	<b>83.30</b>		<b>13:37:35.465</b>
4 -	28.549	56.671	31.978	1:57.198	82.69	0.866	13:39:32.663
5 -	28.783	58.032	31.875	1:58.690	81.65	2.358	13:41:31.353
6 -	28.539	56.168	32.562	1:57.269	82.64	0.937	13:43:28.622
7 -	29.403	<b>55.676</b>	<b>31.621</b>	1:56.700 (3)	83.04	0.368	13:45:25.322
8 -	<b>28.473</b>	56.297	32.001	1:56.771	82.99	0.439	13:47:22.093
9 -	28.744	56.179	31.769	1:56.692 (2)	83.05	0.360	13:49:18.785
10 -	28.655	57.017	31.867	1:57.539	82.45	1.207	13:51:16.324

Weather / Track : Cloudy / Damp

Oulton Park International  
 Circuit Length = 2.6920 miles  
 Start: 13:31 Flag 13:50 End: 13:55

# Petro-Canada Lubricants Porsche Club Championship with Pirelli

## RACE 3 - SECTOR ANALYSIS



SECTOR 1 = FL to I1, SECTOR 2 = I1 to I2, SECTOR 3 = I2 to FL, DIFF = Difference To Personal Best Lap, P = Crossed Finish Line in Pit Lane, D = Time Disallowed

<b>P13 17 2</b>		<b>Andy MUGGERIDGE</b>		Porsche Boxster S			
IDEAL LAP TIME : 1:55.069		BEST LAP TIME : 1:55.343		DIFFERENCE : 0.274			
LAP	SECTOR 1	SECTOR 2	SECTOR 3	LAP TIME	MPH	DIFF	TIME OF DAY
1 -		59.423	32.624	2:10.893	74.03	15.550	13:33:45.911
2 -	28.643	55.470	32.235	1:56.348 (3)	83.29	1.005	13:35:42.259
3 -	28.678	55.668	31.943	1:56.289 (2)	83.33	0.946	13:37:38.548
<b>4 -</b>	<b>28.407</b>	<b>55.003</b>	31.933	<b>1:55.343 (1)</b>	<b>84.02</b>		<b>13:39:33.891</b>
5 -	28.523	57.952	32.241	1:58.716	81.63	3.373	13:41:32.607
6 -	28.746	55.363	32.615	1:56.724	83.02	1.381	13:43:29.331
7 -	29.140	55.820	<b>31.864</b>	1:56.824	82.95	1.481	13:45:26.155
8 -	<b>28.202</b>	56.283	32.211	1:56.696	83.04	1.353	13:47:22.851
9 -	28.644	56.075	32.212	1:56.931	82.88	1.588	13:49:19.782
10 -	29.164	56.100	31.874	1:57.138	82.73	1.795	13:51:16.920

<b>P14 70 2</b>		<b>Angus ARCHER</b>		Porsche Boxster S			
IDEAL LAP TIME : 1:56.697		BEST LAP TIME : 1:57.313		DIFFERENCE : 0.616			
LAP	SECTOR 1	SECTOR 2	SECTOR 3	LAP TIME	MPH	DIFF	TIME OF DAY
1 -		1:00.958	34.085	2:15.259	71.64	17.946	13:33:50.277
2 -	30.303	58.116	34.034	2:02.453	79.14	5.140	13:35:52.730
3 -	29.455	<b>55.571</b>	32.495	1:57.521 (3)	82.46	0.208	13:37:50.251
4 -	29.390	55.996	32.350	1:57.736	82.31	0.423	13:39:47.987
5 -	29.590	55.968	32.491	1:58.049	82.09	0.736	13:41:46.036
6 -	<b>28.897</b>	55.762	32.679	1:57.338 (2)	82.59	0.025	13:43:43.374
7 -	29.115	56.245	<b>32.229</b>	1:57.589	82.41	0.276	13:45:40.963
8 -	29.145	56.496	32.407	1:58.048	82.09	0.735	13:47:39.011
9 -	29.110	55.634	33.778	1:58.522	81.76	1.209	13:49:37.533
<b>10 -</b>	<b>29.026</b>	<b>55.933</b>	<b>32.354</b>	<b>1:57.313 (1)</b>	<b>82.61</b>		<b>13:51:34.846</b>

<b>P15 78 3</b>		<b>Richard FORBER</b>		Porsche Boxster S			
IDEAL LAP TIME : 1:57.929		BEST LAP TIME : 1:57.952		DIFFERENCE : 0.023			
LAP	SECTOR 1	SECTOR 2	SECTOR 3	LAP TIME	MPH	DIFF	TIME OF DAY
1 -		59.445	33.529	2:13.174	72.77	15.222	13:33:48.192
2 -	29.344	57.962	32.923	2:00.229	80.60	2.277	13:35:48.421
3 -	29.171	57.149	33.053	1:59.373	81.18	1.421	13:37:47.794
4 -	29.170	56.704	32.788	1:58.662	81.67	0.710	13:39:46.456
<b>5 -</b>	<b>28.898</b>	<b>56.444</b>	32.610	<b>1:57.952 (1)</b>	<b>82.16</b>		<b>13:41:44.408</b>
6 -	29.048	56.899	32.769	1:58.716	81.63	0.764	13:43:43.124
7 -	29.042	57.434	32.767	1:59.243	81.27	1.291	13:45:42.367
8 -	29.111	56.488	32.703	1:58.302 (2)	81.92	0.350	13:47:40.669
9 -	28.980	57.131	32.604	1:58.715	81.63	0.763	13:49:39.384
10 -	28.944	56.945	<b>32.587</b>	1:58.476 (3)	81.79	0.524	13:51:37.860

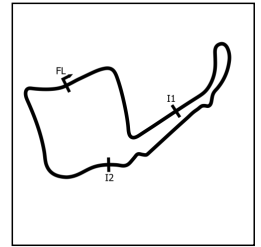
<b>P16 32 3</b>		<b>William HESLOP</b>		Porsche Boxster S			
IDEAL LAP TIME : 1:57.863		BEST LAP TIME : 1:57.968		DIFFERENCE : 0.105			
LAP	SECTOR 1	SECTOR 2	SECTOR 3	LAP TIME	MPH	DIFF	TIME OF DAY
1 -		1:00.721	33.640	2:15.317	71.61	17.349	13:33:50.335
2 -	30.894	58.374	33.511	2:02.779	78.93	4.811	13:35:53.114
3 -	30.194	57.700	32.664	2:00.558	80.38	2.590	13:37:53.672
4 -	29.990	57.698	32.895	2:00.583	80.37	2.615	13:39:54.255
5 -	29.539	56.987	32.969	1:59.495	81.10	1.527	13:41:53.750
6 -	29.622	56.457	32.820	1:58.899	81.50	0.931	13:43:52.649
7 -	29.301	<b>56.287</b>	32.790	1:58.378	81.86	0.410	13:45:51.027
8 -	29.406	56.348	32.599	1:58.353 (3)	81.88	0.385	13:47:49.380
9 -	29.326	56.471	<b>32.319</b>	1:58.116 (2)	82.04	0.148	13:49:47.496
<b>10 -</b>	<b>29.257</b>	<b>56.363</b>	<b>32.348</b>	<b>1:57.968 (1)</b>	<b>82.15</b>		<b>13:51:45.464</b>

Weather / Track : Cloudy / Damp

Oulton Park International  
 Circuit Length = 2.6920 miles  
 Start: 13:31 Flag 13:50 End: 13:55

# Petro-Canada Lubricants Porsche Club Championship with Pirelli

## RACE 3 - SECTOR ANALYSIS



SECTOR 1 = FL to I1, SECTOR 2 = I1 to I2, SECTOR 3 = I2 to FL, DIFF = Difference To Personal Best Lap, P = Crossed Finish Line in Pit Lane, D = Time Disallowed

<b>P17 24 2</b>		<b>Carl HAZELTON</b>		Porsche Boxster S			
IDEAL LAP TIME : 1:58.695		BEST LAP TIME : 1:58.993		DIFFERENCE : 0.298			
LAP	SECTOR 1	SECTOR 2	SECTOR 3	LAP TIME	MPH	DIFF	TIME OF DAY
1 -		1:01.366	34.112	2:17.054	70.71	18.061	13:33:52.072
2 -	30.795	59.120	33.245	2:03.160	78.68	4.167	13:35:55.232
3 -	29.698	58.478	33.659	2:01.835	79.54	2.842	13:37:57.067
4 -	29.727	58.332	33.802	2:01.861	79.52	2.868	13:39:58.928
5 -	29.406	58.339	32.951	2:00.696	80.29	1.703	13:41:59.624
6 -	<b>29.013</b>	57.137	33.305	1:59.455 (2)	81.12	0.462	13:43:59.079
7 -	30.296	59.320	<b>32.629</b>	2:02.245	79.27	3.252	13:46:01.324
<b>8 -</b>	29.023	<b>57.053</b>	32.917	<b>1:58.993 (1)</b>	<b>81.44</b>		<b>13:48:00.317</b>
9 -	29.375	58.231	33.233	2:00.839	80.20	1.846	13:50:01.156
10 -	29.748	57.250	32.746	1:59.744 (3)	80.93	0.751	13:52:00.900

<b>P18 21 3</b>		<b>Alistair NELSON</b>		Porsche Boxster S			
IDEAL LAP TIME : 1:59.463		BEST LAP TIME : 1:59.587		DIFFERENCE : 0.124			
LAP	SECTOR 1	SECTOR 2	SECTOR 3	LAP TIME	MPH	DIFF	TIME OF DAY
1 -		1:02.215	33.540	2:17.690	70.38	18.103	13:33:52.708
2 -	30.396	59.931	33.736	2:04.063	78.11	4.476	13:35:56.771
3 -	30.027	58.655	32.918	2:01.600	79.69	2.013	13:37:58.371
4 -	<b>29.355</b>	57.896	33.437	2:00.688 (2)	80.30	1.101	13:39:59.059
5 -	30.080	58.078	33.581	2:01.739	79.60	2.152	13:42:00.798
6 -	29.834	58.166	32.730	2:00.730 (3)	80.27	1.143	13:44:01.528
7 -	29.776	58.417	32.961	2:01.154	79.99	1.567	13:46:02.682
8 -	29.981	58.277	32.868	2:01.126	80.01	1.539	13:48:03.808
<b>9 -</b>	29.479	<b>57.476</b>	<b>32.632</b>	<b>1:59.587 (1)</b>	<b>81.03</b>		<b>13:50:03.395</b>
10 -	29.462	57.986	33.369	2:00.817	80.21	1.230	13:52:04.212

<b>P19 6 3</b>		<b>Mike THOMPSON</b>		Porsche Boxster S			
IDEAL LAP TIME : 2:01.082		BEST LAP TIME : 2:01.297		DIFFERENCE : 0.215			
LAP	SECTOR 1	SECTOR 2	SECTOR 3	LAP TIME	MPH	DIFF	TIME OF DAY
1 -		1:01.624	33.796	2:15.929	71.29	14.632	13:33:50.947
2 -	30.786	58.923	33.534	2:03.243	78.63	1.946	13:35:54.190
3 -	30.232	58.596	33.405	2:02.233	79.28	0.936	13:37:56.423
4 -	30.101	58.387	33.280	2:01.768 (3)	79.58	0.471	13:39:58.191
5 -	<b>29.781</b>	59.134	33.448	2:02.363	79.20	1.066	13:42:00.554
6 -	29.997	59.284	33.284	2:02.565	79.07	1.268	13:44:03.119
7 -	30.128	58.715	<b>33.080</b>	2:01.923	79.48	0.626	13:46:05.042
<b>8 -</b>	29.984	<b>58.221</b>	33.092	<b>2:01.297 (1)</b>	<b>79.89</b>		<b>13:48:06.339</b>
9 -	29.962	58.509	33.200	2:01.671 (2)	79.65	0.374	13:50:08.010
10 -	30.266	59.050	33.697	2:03.013	78.78	1.716	13:52:11.023

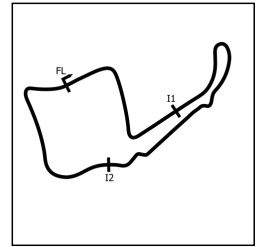
<b>P20 20 1</b>		<b>John ALEXANDER</b>		Porsche Cayman S			
IDEAL LAP TIME : 2:01.540		BEST LAP TIME : 2:02.025		DIFFERENCE : 0.485			
LAP	SECTOR 1	SECTOR 2	SECTOR 3	LAP TIME	MPH	DIFF	TIME OF DAY
1 -		1:02.970	34.364	2:20.228	69.11	18.203	13:33:55.246
2 -	30.674	59.566	34.032	2:04.272	77.98	2.247	13:35:59.518
3 -	30.145	<b>58.590</b>	33.403	2:02.138 (2)	79.34	0.113	13:38:01.656
<b>4 -</b>	<b>29.949</b>	59.075	<b>33.001</b>	<b>2:02.025 (1)</b>	<b>79.42</b>		<b>13:40:03.681</b>
5 -	30.056	58.670	33.467	2:02.193 (3)	79.31	0.168	13:42:05.874
6 -	30.165	59.526	33.763	2:03.454	78.50	1.429	13:44:09.328
7 -	30.406	59.593	33.805	2:03.804	78.27	1.779	13:46:13.132
8 -	30.677	59.367	33.607	2:03.651	78.37	1.626	13:48:16.783
9 -	30.553	58.779	33.143	2:02.475	79.12	0.450	13:50:19.258
10 -	31.151	58.744	36.060	2:05.955	76.94	3.930	13:52:25.213

Weather / Track : Cloudy / Damp

Oulton Park International  
 Circuit Length = 2.6920 miles  
 Start: 13:31 Flag 13:50 End: 13:55

# Petro-Canada Lubricants Porsche Club Championship with Pirelli

## RACE 3 - SECTOR ANALYSIS



SECTOR 1 = FL to I1, SECTOR 2 = I1 to I2, SECTOR 3 = I2 to FL, DIFF = Difference To Personal Best Lap, P = Crossed Finish Line in Pit Lane, D = Time Disallowed

P21 49 3		Steven SHORE		Porsche Boxster S			
IDEAL LAP TIME :		BEST LAP TIME : 2:03.088		DIFFERENCE :			
LAP	SECTOR 1	SECTOR 2	SECTOR 3	LAP TIME	MPH	DIFF	TIME OF DAY
1 -				2:16.550	70.97	13.462	13:33:51.568
2 -				2:04.809	77.64	1.721	13:35:56.377
3 -				<b>2:03.088 (1)</b>	<b>78.73</b>		<b>13:37:59.465</b>
4 -				2:03.257 (2)	78.62	0.169	13:40:02.722
5 -				2:04.894	77.59	1.806	13:42:07.616
6 -				2:08.047	75.68	4.959	13:44:15.663
7 -				2:04.773 (3)	77.67	1.685	13:46:20.436
8 -				2:05.306	77.34	2.218	13:48:25.742
9 -				2:04.857	77.61	1.769	13:50:30.599

P22 64 2		Vince BLACKER		Porsche Boxster S			
IDEAL LAP TIME : 2:03.016		BEST LAP TIME : 2:03.016		DIFFERENCE : 0.000			
LAP	SECTOR 1	SECTOR 2	SECTOR 3	LAP TIME	MPH	DIFF	TIME OF DAY
1 -		1:03.477	35.130	2:22.495	68.01	19.479	13:33:57.513
2 -	31.864	1:00.268	35.268	2:07.400	76.06	4.384	13:36:04.913
3 -	32.100	1:00.839	34.655	2:07.594	75.95	4.578	13:38:12.507
4 -	31.526	59.625	34.248	2:05.399	77.28	2.383	13:40:17.906
5 -	30.937	59.288	34.174	2:04.399 (3)	77.90	1.383	13:42:22.305
6 -	30.626	59.375	33.585	2:03.586 (2)	78.41	0.570	13:44:25.891
7 -	<b>30.619</b>	<b>58.913</b>	<b>33.484</b>	<b>2:03.016 (1)</b>	<b>78.78</b>		<b>13:46:28.907</b>
8 -	30.866	1:00.592	35.980	2:07.438	76.04	4.422	13:48:36.345
9 -	31.368	59.265	33.819	2:04.452	77.87	1.436	13:50:40.797

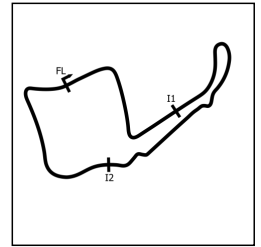
P23 22 3		Peter EVANS		Porsche Boxster S			
IDEAL LAP TIME : 2:05.601		BEST LAP TIME : 2:05.987		DIFFERENCE : 0.386			
LAP	SECTOR 1	SECTOR 2	SECTOR 3	LAP TIME	MPH	DIFF	TIME OF DAY
1 -		1:02.452	35.122	2:21.489	68.49	15.502	13:33:56.507
2 -	31.412	1:01.044	35.463	2:07.919	75.76	1.932	13:36:04.426
3 -	31.832	1:01.223	<b>34.450</b>	2:07.505	76.00	1.518	13:38:11.931
4 -	31.230	1:01.200	34.754	2:07.184	76.19	1.197	13:40:19.115
5 -	<b>30.938</b>	1:00.925	34.616	2:06.479 (2)	76.62	0.492	13:42:25.594
6 -	31.609	1:00.724	34.762	2:07.095 (3)	76.25	1.108	13:44:32.689
7 -	31.393	1:00.506	35.212	2:07.111	76.24	1.124	13:46:39.800
8 -	31.150	<b>1:00.213</b>	34.624	<b>2:05.987 (1)</b>	<b>76.92</b>		<b>13:48:45.787</b>
9 -	31.571	1:01.831	34.703	2:08.105	75.65	2.118	13:50:53.892

P24 55 3		Scott ADAMS		Porsche Boxster S			
IDEAL LAP TIME : 2:05.099		BEST LAP TIME : 2:05.373		DIFFERENCE : 0.274			
LAP	SECTOR 1	SECTOR 2	SECTOR 3	LAP TIME	MPH	DIFF	TIME OF DAY
1 -		1:04.125	36.164	2:25.597	66.56	20.224	13:34:00.615
2 -	31.765	1:01.224	34.685	2:07.674	75.90	2.301	13:36:08.289
3 -	31.215	1:01.250	34.463	2:06.928	76.35	1.555	13:38:15.217
4 -	31.379	1:00.717	34.482	2:06.578	76.56	1.205	13:40:21.795
5 -	30.946	<b>1:00.009</b>	34.418	<b>2:05.373 (1)</b>	<b>77.29</b>		<b>13:42:27.168</b>
6 -	<b>30.911</b>	1:00.389	34.848	2:06.148 (3)	76.82	0.775	13:44:33.316
7 -	31.165	1:01.010	35.817	2:07.992	75.71	2.619	13:46:41.308
8 -	31.098	1:00.331	<b>34.179</b>	2:05.608 (2)	77.15	0.235	13:48:46.916
9 -	31.040	1:01.785	34.955	2:07.780	75.84	2.407	13:50:54.696



# Petro-Canada Lubricants Porsche Club Championship with Pirelli

## RACE 3 - SECTOR ANALYSIS



SECTOR 1 = FL to I1, SECTOR 2 = I1 to I2, SECTOR 3 = I2 to FL, DIFF = Difference To Personal Best Lap, P = Crossed Finish Line in Pit Lane, D = Time Disallowed

P25 90 3 Sarah THOMSON		Porsche Boxster S					
IDEAL LAP TIME : 2:05.309		BEST LAP TIME : 2:05.651		DIFFERENCE : 0.342			
LAP	SECTOR 1	SECTOR 2	SECTOR 3	LAP TIME	MPH	DIFF	TIME OF DAY
1 -		1:04.581	36.761	2:26.251	66.26	20.600	13:34:01.269
2 -	31.943	1:01.084	35.171	2:08.198	75.59	2.547	13:36:09.467
3 -	31.498	1:00.638	34.758	2:06.894 (3)	76.37	1.243	13:38:16.361
4 -	31.381	1:00.505	<b>34.286</b>	2:06.172 (2)	76.81	0.521	13:40:22.533
5 -	31.230	<b>1:00.069</b>	34.352	<b>2:05.651 (1)</b>	<b>77.12</b>		<b>13:42:28.184</b>
6 -	32.427	1:00.642	35.049	2:08.118	75.64	2.467	13:44:36.302
7 -	<b>30.954</b>	1:01.324	35.037	2:07.315	76.12	1.664	13:46:43.617
8 -	32.257	1:01.149	35.082	2:08.488	75.42	2.837	13:48:52.105
9 -	31.474	1:00.729	35.064	2:07.267	76.14	1.616	13:50:59.372

P26 11 1 James CALEY		Porsche 997 C2S					
IDEAL LAP TIME : 1:52.372		BEST LAP TIME : 1:52.924		DIFFERENCE : 0.552			
LAP	SECTOR 1	SECTOR 2	SECTOR 3	LAP TIME	MPH	DIFF	TIME OF DAY
1 -		54.472	30.984	1:58.923	81.49	5.999	13:33:33.941
2 -	27.966	54.095	30.863	<b>1:52.924 (1)</b>	<b>85.82</b>		<b>13:35:26.865</b>
3 -	28.196	<b>53.728</b>	IN PIT	2:00.868 P	80.18	7.944	13:37:27.733
4 -	OUTLAP	55.286	31.290	4:12.180	38.43	2:19.256	13:41:39.913
5 -	28.215	54.978	30.787	1:53.980	85.02	1.056	13:43:33.893
6 -	28.653	56.568	31.335	1:56.556	83.14	3.632	13:45:30.449
7 -	29.595	55.886	31.133	1:56.614	83.10	3.690	13:47:27.063
8 -	28.076	54.303	<b>30.746</b>	1:53.125 (2)	85.66	0.201	13:49:20.188
9 -	<b>27.898</b>	54.494	30.941	1:53.333 (3)	85.51	0.409	13:51:13.521

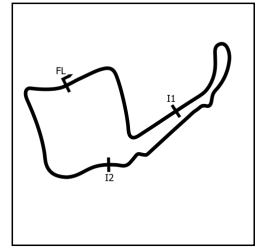
P27 8 2 Steven MORRISON		Porsche Boxster S					
IDEAL LAP TIME : 2:03.249		BEST LAP TIME : 2:06.704		DIFFERENCE : 3.455			
LAP	SECTOR 1	SECTOR 2	SECTOR 3	LAP TIME	MPH	DIFF	TIME OF DAY
1 -		59.026	47.948	2:25.830	66.45	19.126	13:34:00.848
2 -	33.024	1:01.098	<b>33.910</b>	2:08.032 (3)	75.69	1.328	13:36:08.880
3 -	<b>30.918</b>	<b>58.421</b>	IN PIT	2:14.481 P	72.06	7.777	13:38:23.361
4 -	OUTLAP	1:05.374	37.916	3:39.278	44.19	1:32.574	13:42:02.639
5 -	31.715	1:02.210	35.748	2:09.673	74.73	2.969	13:44:12.312
6 -	30.932	1:01.663	34.109	<b>2:06.704 (1)</b>	<b>76.48</b>		<b>13:46:19.016</b>
7 -	31.028	1:02.072	35.868	2:08.968	75.14	2.264	13:48:27.984
8 -	32.028	1:00.756	34.694	2:07.478 (2)	76.02	0.774	13:50:35.462

P28 88 2 Paul SIMPSON		Porsche Boxster S					
IDEAL LAP TIME : 1:54.737		BEST LAP TIME : 1:55.037		DIFFERENCE : 0.300			
LAP	SECTOR 1	SECTOR 2	SECTOR 3	LAP TIME	MPH	DIFF	TIME OF DAY
1 -		57.426	32.255	2:06.769	76.44	11.732	13:33:41.787
2 -	28.645	55.771	<b>31.450</b>	1:55.866	83.64	0.829	13:35:37.653
3 -	28.462	55.228	31.547	1:55.237 (3)	84.09	0.200	13:37:32.890
4 -	28.752	55.044	31.833	1:55.629	83.81	0.592	13:39:28.519
5 -	<b>28.329</b>	55.235	31.473	<b>1:55.037 (1)</b>	<b>84.24</b>		<b>13:41:23.556</b>
6 -	28.609	55.089	41.402	2:05.100	77.46	10.063	13:43:28.656
7 -	28.919	55.349	31.769	1:56.037	83.51	1.000	13:45:24.693
8 -	28.505	55.237	31.623	1:55.365	84.00	0.328	13:47:20.058
9 -	28.360	<b>54.958</b>	31.800	1:55.118 (2)	84.18	0.081	13:49:15.176
10 -	28.599	55.077	31.783	1:55.459	83.93	0.422	13:51:10.635

Weather / Track : Cloudy / Damp

Oulton Park International  
 Circuit Length = 2.6920 miles  
 Start: 13:31 Flag 13:50 End: 13:55

**Petro-Canada Lubricants Porsche Club Championship with Pirelli**  
**RACE 3 - SECTOR ANALYSIS**



SECTOR 1 = FL to I1, SECTOR 2 = I1 to I2, SECTOR 3 = I2 to FL, DIFF = Difference To Personal Best Lap, P = Crossed Finish Line in Pit Lane, D = Time Disallowed

<b>P29 69 2</b>		<b>Jon NEWELL</b>		<b>Porsche Boxster S</b>			
IDEAL LAP TIME : 2:04.197		BEST LAP TIME : 2:04.920		DIFFERENCE : 0.723			
LAP	SECTOR 1	SECTOR 2	SECTOR 3	LAP TIME	MPH	DIFF	TIME OF DAY
1 -		1:04.320	36.491	2:27.290	65.79	22.370	13:34:02.308
2 -	32.681	1:01.133	34.636	2:08.450	75.44	3.530	13:36:10.758
3 -	30.943	1:00.993	34.147	2:06.083	76.86	1.163	13:38:16.841
4 -	31.842	1:00.385	34.686	2:06.913	76.36	1.993	13:40:23.754
<b>5 -</b>	<b>30.438</b>	1:00.735	33.747	<b>2:04.920 (1)</b>	<b>77.58</b>		<b>13:42:28.674</b>
6 -	31.092	<b>1:00.088</b>	34.476	2:05.656 (3)	77.12	0.736	13:44:34.330
7 -	30.803	1:00.927	35.710	2:07.440	76.04	2.520	13:46:41.770
8 -	31.357	1:00.616	<b>33.671</b>	2:05.644 (2)	77.13	0.724	13:48:47.414
9 -	31.073	1:01.772	35.161	2:08.006	75.70	3.086	13:50:55.420

<b>P30 10 2</b>		<b>Julian MORRIS</b>		<b>Porsche Boxster S</b>			
IDEAL LAP TIME : 2:00.734		BEST LAP TIME : 2:00.734		DIFFERENCE : 0.000			
LAP	SECTOR 1	SECTOR 2	SECTOR 3	LAP TIME	MPH	DIFF	TIME OF DAY
1 -		1:00.472	34.138	2:14.481	72.06	13.747	13:33:49.499
2 -	30.491	58.589	34.076	2:03.156	78.69	2.422	13:35:52.655
3 -	30.233	58.796	33.284	2:02.313	79.23	1.579	13:37:54.968
4 -	30.005	58.356	33.332	2:01.693 (3)	79.63	0.959	13:39:56.661
<b>5 -</b>	<b>29.697</b>	<b>57.931</b>	<b>33.106</b>	<b>2:00.734 (1)</b>	<b>80.26</b>		<b>13:41:57.395</b>
6 -	29.706	58.008	33.840	2:01.554 (2)	79.72	0.820	13:43:58.949

# Petro-Canada Lubricants Porsche Club Championship with Pirelli

## RACE 3 - BEST SECTORS

SECTOR 1			SECTOR 2			SECTOR 3			IDEAL / BEST COMPARISON						
POS	NO	NAME	TIME	NO	NAME	TIME	NO	NAME	TIME	POS	NO	NAME	IDEAL	BEST	DIFF
												<b>PERFECT LAP</b>	<b>1:50.406</b>		
1	44	MCAL EER	27.301	23	CLARK	52.955	2	MORRIS	30.150	1	23	CLARK	1:50.510	1:50.666	0.156
2	23	CLARK	27.351	44	MCAL EER	53.104	14	MCAL EER	30.185	2	44	MCAL EER	1:50.613	1:50.688	0.075
3	14	MCAL EER	27.478	2	MORRIS	53.314	23	CLARK	30.204	3	2	MORRIS	1:51.026	1:51.277	0.251
4	2	MORRIS	27.562	14	MCAL EER	53.541	44	MCAL EER	30.208	4	14	MCAL EER	1:51.204	1:51.589	0.385
5	9	DYER	27.698	11	CALEY	53.728	3	ELLIS	30.673	5	11	CALEY	1:52.372	1:52.924	0.552
6	85	BAYSTON	27.862	3	ELLIS	54.055	11	CALEY	30.746	6	3	ELLIS	1:52.641	1:53.135	0.494
7	11	CALEY	27.898	85	BAYSTON	54.065	9	DYER	30.759	7	9	DYER	1:52.641	1:53.002	0.361
8	3	ELLIS	27.913	9	DYER	54.184	85	BAYSTON	30.951	8	85	BAYSTON	1:52.878	1:53.157	0.279
9	48	BARLOW	28.073	48	BARLOW	54.210	88	SIMPSON	31.450	9	48	BARLOW	1:53.743	1:54.096	0.353
10	25	KYLE-HENNEY	28.194	25	KYLE-HENNEY	54.957	48	BARLOW	31.460	10	88	SIMPSON	1:54.737	1:55.037	0.300
11	94	CHAMBERLAIN	28.202	88	SIMPSON	54.958	33	MOLYNEAUX	31.619	11	25	KYLE-HENNEY	1:54.822	1:54.881	0.059
12	17	MUGGERIDGE	28.202	94	CHAMBERLAIN	54.979	45	SEAGRAVE	31.621	12	94	CHAMBERLAIN	1:54.847	1:55.293	0.446
13	88	SIMPSON	28.329	33	MOLYNEAUX	54.998	94	CHAMBERLAIN	31.666	13	33	MOLYNEAUX	1:55.014	1:55.715	0.701
14	33	MOLYNEAUX	28.397	17	MUGGERIDGE	55.003	25	KYLE-HENNEY	31.671	14	17	MUGGERIDGE	1:55.069	1:55.343	0.274
15	45	SEAGRAVE	28.473	70	ARCHER	55.571	17	MUGGERIDGE	31.864	15	45	SEAGRAVE	1:55.770	1:56.332	0.562
16	70	ARCHER	28.897	45	SEAGRAVE	55.676	70	ARCHER	32.229	16	70	ARCHER	1:56.697	1:57.313	0.616
17	78	FORBER	28.898	32	HESLOP	56.287	32	HESLOP	32.319	17	32	HESLOP	1:57.863	1:57.968	0.105
18	24	HAZELTON	29.013	78	FORBER	56.444	78	FORBER	32.587	18	78	FORBER	1:57.929	1:57.952	0.023
19	32	HESLOP	29.257	24	HAZELTON	57.053	24	HAZELTON	32.629	19	24	HAZELTON	1:58.695	1:58.993	0.298
20	21	NELSON	29.355	21	NELSON	57.476	21	NELSON	32.632	20	21	NELSON	1:59.463	1:59.587	0.124
21	10	MORRIS	29.697	10	MORRIS	57.931	20	ALEXANDER	33.001	21	10	MORRIS	2:00.734	2:00.734	0.000
22	6	THOMPSON	29.781	6	THOMPSON	58.221	6	THOMPSON	33.080	22	6	THOMPSON	2:01.082	2:01.297	0.215
23	20	ALEXANDER	29.949	8	MORRISON	58.421	10	MORRIS	33.106	23	20	ALEXANDER	2:01.540	2:02.025	0.485
24	69	NEWELL	30.438	20	ALEXANDER	58.590	64	BLACKER	33.484	24	64	BLACKER	2:03.016	2:03.016	0.000
25	64	BLACKER	30.619	64	BLACKER	58.913	69	NEWELL	33.671	25	8	MORRISON	2:03.249	2:06.704	3.455
26	55	ADAMS	30.911	55	ADAMS	1:00.009	8	MORRISON	33.910	26	69	NEWELL	2:04.197	2:04.920	0.723
27	8	MORRISON	30.918	90	THOMSON	1:00.069	55	ADAMS	34.179	27	55	ADAMS	2:05.099	2:05.373	0.274
28	22	EVANS	30.938	69	NEWELL	1:00.088	90	THOMSON	34.286	28	90	THOMSON	2:05.309	2:05.651	0.342
29	90	THOMSON	30.954	22	EVANS	1:00.213	22	EVANS	34.450	29	22	EVANS	2:05.601	2:05.987	0.386
30										30	49	SHORE		2:03.088	
31															

Weather / Track : Cloudy / Damp

Oulton Park International  
 Circuit Length = 2.6920 miles  
 Start: 13:31 Flag 13:50 End: 13:55

Results can be found at [www.tsl-timing.com](http://www.tsl-timing.com)

Printed - 14:00 Saturday, 03 July 2021

# Petro-Canada Lubricants Porsche Club Championship with Pirelli

## RACE 3 - STATISTICS

**Competitors Started** 30  
**Planned Start** 2021-07-03 @ 13:05:00.000  
**Actual Start** 2021-07-03 @ 13:31:35.017  
**Finish Time** 2021-07-03 @ 13:50:19.259  
**Track Length** 2.6920mi.  
**Total Laps** 287  
**Total Distance Covered** 772.6121mi.

### Session Fastest Lap History

NO	CL	NAME	LAP TIME	TIME OF DAY	LAP	VEHICLE
11	1	James CALEY	1:58.923	13:33:33.965	1	Porsche 997 C2S
11	1	James CALEY	1:52.924	13:35:26.889	2	Porsche 997 C2S
23	1	Simon CLARK	1:52.768	13:35:27.101	2	Porsche Cayman S
2	1	Peter MORRIS	1:52.555	13:35:27.351	2	Porsche 997 C2S
23	1	Simon CLARK	1:50.869	13:37:17.971	3	Porsche Cayman S
23	1	Simon CLARK	1:50.666	13:42:51.622	6	Porsche Cayman S

### Session Leader History

NO	CL	NAME	FROM LAP	LAPS LED	DISTANCE	VEHICLE
11	1	James CALEY	1	2	5.38 miles	Porsche 997 C2S
23	1	Simon CLARK	3	8	21.53 miles	Porsche Cayman S

### Flag History

TYPE	TIME OF DAY
GREEN	13:31:35.017
FINISH	13:50:19.259

### Flag Statistics

TYPE	COUNT	TOTAL LAPS	TOTAL TIME
Green	1	10	23:52.309
Red	0	0	0.000
Safety Car	0	0	0.000
FCY	0	0	0.000

Weather / Track : Cloudy / Damp

Results can be found at [www.tsl-timing.com](http://www.tsl-timing.com)

Page 1 of 4

Oulton Park International  
Circuit Length = 2.6920 miles  
Start: 13:31 Flag 13:50 End: 13:55

Printed - 14:00 Saturday, 03 July 2021

# Petro-Canada Lubricants Porsche Club Championship with Pirelli

## RACE 3 - STATISTICS

CLASS : 1

10 Starters

### Fastest Lap History

NO	NAME	LAP TIME	TIME OF DAY	LAP	VEHICLE
11	James CALEY	<b>1:58.923</b>	13:33:33.965	1	Porsche 997 C2S
11	James CALEY	<b>1:52.924</b>	13:35:26.889	2	Porsche 997 C2S
23	Simon CLARK	<b>1:52.768</b>	13:35:27.101	2	Porsche Cayman S
2	Peter MORRIS	<b>1:52.555</b>	13:35:27.351	2	Porsche 997 C2S
23	Simon CLARK	<b>1:50.869</b>	13:37:17.971	3	Porsche Cayman S
23	Simon CLARK	<b>1:50.666</b>	13:42:51.622	6	Porsche Cayman S

### Leader History

NO	NAME	FROM LAP	LAPS LED	DISTANCE	VEHICLE
11	James CALEY	1	2	5.38 miles	Porsche 997 C2S
23	Simon CLARK	3	8	21.53 miles	Porsche Cayman S

# Petro-Canada Lubricants Porsche Club Championship with Pirelli

## RACE 3 - STATISTICS

CLASS : 2

12 Starters

### Fastest Lap History

NO	NAME	LAP TIME	TIME OF DAY	LAP	VEHICLE
94	Jesse CHAMBERLAIN	2:05.251	13:33:40.313	1	Porsche Boxster S
94	Jesse CHAMBERLAIN	1:56.765	13:35:37.078	2	Porsche Boxster S
88	Paul SIMPSON	1:55.866	13:35:37.657	2	Porsche Boxster S
48	Toby BARLOW	1:55.848	13:35:38.269	2	Porsche Boxster S
94	Jesse CHAMBERLAIN	1:55.641	13:37:32.720	3	Porsche Boxster S
88	Paul SIMPSON	1:55.237	13:37:32.894	3	Porsche Boxster S
88	Paul SIMPSON	1:55.037	13:41:23.559	5	Porsche Boxster S
25	Matthew KYLE-HENNEY	1:54.881	13:41:26.442	5	Porsche Boxster S
48	Toby BARLOW	1:54.235	13:45:14.034	7	Porsche Boxster S
48	Toby BARLOW	1:54.096	13:49:02.626	9	Porsche Boxster S

### Leader History

NO	NAME	FROM LAP	LAPS LED	DISTANCE	VEHICLE
94	Jesse CHAMBERLAIN	1	4	10.76 miles	Porsche Boxster S
88	Paul SIMPSON	5	1	2.69 miles	Porsche Boxster S
48	Toby BARLOW	6	5	13.46 miles	Porsche Boxster S

Weather / Track : Cloudy / Damp

Results can be found at [www.tsl-timing.com](http://www.tsl-timing.com)

Page 3 of 4

Oulton Park International  
Circuit Length = 2.6920 miles  
Start: 13:31 Flag 13:50 End: 13:55

Printed - 14:00 Saturday, 03 July 2021

# Petro-Canada Lubricants Porsche Club Championship with Pirelli

## RACE 3 - STATISTICS

**CLASS : 3**

**8 Starters**

### Fastest Lap History

NO	NAME	LAP TIME	TIME OF DAY	LAP	VEHICLE
78	Richard FORBER	<b>2:13.174</b>	13:33:48.202	1	Porsche Boxster S
78	Richard FORBER	<b>2:00.229</b>	13:35:48.430	2	Porsche Boxster S
78	Richard FORBER	<b>1:59.373</b>	13:37:47.804	3	Porsche Boxster S
78	Richard FORBER	<b>1:58.662</b>	13:39:46.466	4	Porsche Boxster S
78	Richard FORBER	<b>1:57.952</b>	13:41:44.417	5	Porsche Boxster S

### Leader History

NO	NAME	FROM LAP	LAPS LED	DISTANCE	VEHICLE
78	Richard FORBER	1	10	26.92 miles	Porsche Boxster S

# Petro-Canada Lubricants Porsche Club Championship with Pirelli

## RACE 6 - CLASSIFICATION

POS	NO	CL	PIC NAME	ENTRY	LAPS	TIME	GAP	DIFF	MPH	BEST	ON
1	23	1	1 Simon CLARK	Porsche Cayman S	10	20:59.632			76.93	1:51.211	7
2	44	1	2 Jake MCALEER	Porsche Cayman S	10	21:00.348	0.716	0.716	76.89	1:50.973	9
3	14	1	3 Mark MCALEER	Porsche 997 C2S	10	21:01.854	2.222	1.506	76.80	1:51.169	9
4	2	1	4 Peter MORRIS	Porsche 997 C2S	10	21:04.366	4.734	2.512	76.64	1:51.675	9
5	11	1	5 James CALEY	Porsche 997 C2S	10	21:04.956	5.324	0.590	76.61	1:51.680	9
6	85	1	6 Richard BAYSTON	Porsche 996 C2	10	21:16.906	17.274	11.950	75.89	1:53.846	8
7	3	1	7 Richard ELLIS	Porsche 996 C2	10	21:17.353	17.721	0.447	75.87	1:53.377	8
8	25	2	1 Matthew KYLE-HENNEY	Porsche Boxster S	10	21:21.528	21.896	4.175	75.62	1:54.792	8
9	94	2	2 Jesse CHAMBERLAIN	Porsche Boxster S	10	21:22.038	22.406	0.510	75.59	1:55.074	10
10	17	2	3 Andy MUGGERIDGE	Porsche Boxster S	10	21:22.564	22.932	0.526	75.56	1:54.732	10
11	48	2	4 Toby BARLOW	Porsche Boxster S	10	21:23.110	23.478	0.546	75.52	1:55.044	10
12	33	2	5 Kevin MOLYNEAUX	Porsche Boxster S	10	21:25.119	25.487	2.009	75.41	1:54.778	10
13	45	1	8 Paul SEAGRAVE	Porsche 996 C2	10	21:31.819	32.187	6.700	75.02	1:56.426	3
14	70	2	6 Angus ARCHER	Porsche Boxster S	10	21:32.279	32.647	0.460	74.99	1:56.336	9
15	12	2	7 Bill CALEY	Porsche Boxster S	10	21:34.059	34.427	1.780	74.89	1:56.606	9
16	78	3	1 Richard FORBER	Porsche Boxster S	10	21:36.554	36.922	2.495	74.74	1:57.209	10
17	32	3	2 William HESLOP	Porsche Boxster S	10	21:40.156	40.524	3.602	74.53	1:57.498	10
18	24	2	8 Carl HAZELTON	Porsche Boxster S	10	21:46.524	46.892	6.368	74.17	1:58.949	8
19	8	2	9 Steven MORRISON	Porsche Boxster S	10	21:53.330	53.698	6.806	73.79	2:00.179	7
20	10	2	10 Julian MORRIS	Porsche Boxster S	10	21:53.833	54.201	0.503	73.76	2:00.644	9
21	21	3	3 Alistair NELSON	Porsche Boxster S	10	21:54.865	55.233	1.032	73.70	1:59.547	8
22	6	3	4 Mike THOMPSON	Porsche Boxster S	10	21:57.095	57.463	2.230	73.58	2:01.385	8
23	64	2	11 Vince BLACKER	Porsche Boxster S	10	21:57.821	58.189	0.726	73.54	2:00.810	10
24	20	1	9 John ALEXANDER	Porsche Cayman S	10	22:05.749	1:06.117	7.928	73.10	2:00.692	10
25	55	3	5 Scott ADAMS	Porsche Boxster S	10	22:20.803	1:21.171	15.054	72.27	2:04.794	10
26	22	3	6 Peter EVANS	Porsche Boxster S	10	22:21.448	1:21.816	0.645	72.24	2:04.855	10
27	69	2	12 Jon NEWELL	Porsche Boxster S	10	22:41.367	1:41.735	19.919	71.18	2:05.255	7

### NOT CLASSIFIED

DNF	90	3	Sarah THOMSON	Porsche Boxster S	10	22:59.397	1:59.765	18.030	70.25	2:05.719	8
DNF	9	1	Chris DYER	Porsche Cayman S	7	15:40.938	3 Laps	3 Laps	72.09	1:54.664	2
DNF	49	3	Steven SHORE	Porsche Boxster S	1	2:14.285	9 Laps	6 Laps	72.16	2:14.285	1

### FASTEST LAP

44	1	Jake MCALEER	Porsche Cayman S	9	1:50.973	87.33 mph	140.54 kph
17	2	Andy MUGGERIDGE	Porsche Boxster S	10	1:54.732	84.46 mph	135.93 kph
78	3	Richard FORBER	Porsche Boxster S	10	1:57.209	82.68 mph	133.06 kph

Car 90 not running at the showing of the red flag.

Weather / Track : Bright / Dry

These results are provisional until the conclusion of any judicial and technical matters.

Oulton Park International: 2.6920 miles

Race Distance: 10 Laps / 26.92 miles

Start: 16:16 Flag 16:37 End: 16:43

Clerk Of Course : Tony Watts	Stewards :	Timekeeper : Nick Palmer
------------------------------	------------	--------------------------



# Petro-Canada Lubricants Porsche Club Championship with Pirelli

## RACE 6 - LAP CHART

LAP 1 @ 16:18:05.438			LAP 2 @ 16:19:57.281			LAP 3 @ 16:21:49.545			LAP 4 @ 16:23:43.609			LAP 5 @ 16:26:53.562		
NO	BEHIND	LAP TIME	NO	BEHIND	LAP TIME	NO	BEHIND	LAP TIME	NO	BEHIND	LAP TIME	NO	BEHIND	LAP TIME
23		1:57.103	23		1:51.843	23		1:52.264	23		1:54.064	23		3:09.953
44	1.768	1:58.871	44	1.777	1:51.852	44	1.609	1:52.096	44	1.610	1:54.065	44	1.008	3:09.351
2	2.020	1:59.123	2	2.460	1:52.283	2	2.893	1:52.697	2	3.178	1:54.349	2	1.995	3:08.770
11	2.745	1:59.848	14	3.484	1:52.288	14	3.219	1:51.999	14	3.762	1:54.607	14	2.595	3:08.786
14	3.039	2:00.142	11	4.118	1:53.216	11	4.291	1:52.437	11	4.443	1:54.216	11	3.472	3:08.982
9	4.674	2:01.777	9	7.495	1:54.664	9	10.457	1:55.226	9	12.956	1:56.563	9	4.982	3:01.979
85	5.830	2:02.933	85	9.186	1:55.199	85	12.519	1:55.597	85	16.028	1:57.573	85	6.055	2:59.980
3	6.226	2:03.329	3	9.621	1:55.238	3	12.826	1:55.469	3	17.137	1:58.375	3	6.736	2:59.552
25	7.139	2:04.242	25	10.997	1:55.701	25	14.686	1:55.953	25	18.085	1:57.463	25	7.716	2:59.584
94	7.829	2:04.932	94	11.756	1:55.770	94	17.451	1:57.959	94	19.430	1:56.043	94	8.502	2:59.025
17	8.502	2:05.605	17	12.532	1:55.873	17	18.056	1:57.788	17	20.561	1:56.569	17	8.912	2:58.304
48	9.095	2:06.198	48	13.121	1:55.869	48	18.186	1:57.329	48	21.846	1:57.724	48	9.895	2:58.002
45	9.735	2:06.838	45	15.010	1:57.118	45	19.172	1:56.426	45	22.685	1:57.577	45	11.217	2:58.485
12	11.762	2:08.865	33	16.895	1:56.852	33	21.114	1:56.483	33	24.219	1:57.169	33	11.866	2:57.600
33	11.886	2:08.989	12	20.842	2:00.923	70	27.070	1:58.058	70	33.331	2:00.325	70	12.790	2:49.412
70	12.385	2:09.488	70	21.276	2:00.734	78	28.823	1:59.534	78	34.755	1:59.996	78	13.357	2:48.555
78	14.239	2:11.342	78	21.553	1:59.157	12	29.655	2:01.077	12	37.077	2:01.486	12	14.206	2:47.082
24	14.493	2:11.596	24	22.962	2:00.312	24	31.550	2:00.852	24	40.271	2:02.785	24	14.955	2:44.637
49	17.182	2:14.285	32	25.850	2:00.065	32	32.165	1:58.579	32	40.787	2:02.686	32	15.258	2:44.424
10	17.361	2:14.464	8	28.316	2:02.718	8	37.581	2:01.529	8	52.791	2:09.274	8	15.976	2:33.138
8	17.441	2:14.544	10	29.723	2:04.205	10	39.118	2:01.659	10	53.217	2:08.163	10	16.657	2:33.393
32	17.628	2:14.731	6	31.431	2:05.058	6	41.974	2:02.807	6	53.985	2:06.075	6	17.404	2:33.372
6	18.216	2:15.319	21	31.909	2:03.020	21	42.518	2:02.873	21	55.304	2:06.850	21	17.838	2:32.487
64	19.972	2:17.075	64	34.183	2:06.054	64	46.140	2:04.221	64	56.677	2:04.601	64	19.297	2:32.573
21	20.732	2:17.835	22	37.407	2:07.730	22	52.185	2:07.042	22	1:05.301	2:07.180	22	19.685	2:24.337
22	21.520	2:18.623	20	37.911	2:07.227	20	53.019	2:07.372	20	1:06.578	2:07.623	20	21.095	2:24.470
20	22.527	2:19.630	69	41.978	2:08.536	69	57.628	2:07.914	69	1:16.544	2:12.980	69	22.474	2:15.883
69	25.285	2:22.388	55	44.237	2:09.784	55	1:00.341	2:08.368	55	1:20.462	2:14.185	55	26.002	2:15.493
55	26.296	2:23.399	90	45.388	2:10.144	90	1:01.945	2:08.821	90	1:20.928	2:13.047	90	26.842	2:15.867
90	27.087	2:24.190												

Weather / Track : Bright / Dry

Oulton Park International  
 Circuit Length = 2.6920 miles  
 Start: 16:16 Flag 16:37 End: 16:43

# Petro-Canada Lubricants Porsche Club Championship with Pirelli

## RACE 6 - LAP CHART

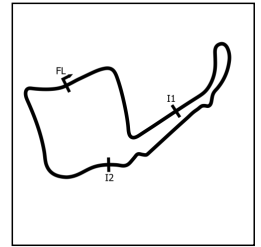
LAP 6 @ 16:29:42.546			LAP 7 @ 16:31:33.757			LAP 8 @ 16:33:25.100			LAP 9 @ 16:35:16.643			LAP 10 @ 16:37:07.967		
NO	BEHIND	LAP TIME	NO	BEHIND	LAP TIME	NO	BEHIND	LAP TIME	NO	BEHIND	LAP TIME	NO	BEHIND	LAP TIME
23		2:48.984	23		1:51.211	23		1:51.343	23		1:51.543	23		1:51.324
44	0.696	2:48.672	44	1.424	1:51.939	44	1.521	1:51.440	44	0.951	1:50.973	44	0.716	1:51.089
2	1.332	2:48.321	2	2.369	1:52.248	14	2.558	1:51.379	14	2.184	1:51.169	14	2.222	1:51.362
SC	5 Laps	2:51.492 P	14	2.522	1:51.786	2	4.031	1:53.005	2	4.163	1:51.675	2	4.734	1:51.895
14	1.947	2:48.336	11	3.610	1:51.895	11	4.730	1:52.463	11	4.867	1:51.680	11	5.324	1:51.781
11	2.926	2:48.438	85	7.861	1:54.971	85	10.364	1:53.846	85	13.454	1:54.633	85	17.274	1:55.144
9	3.809	2:47.811	3	9.346	1:55.644	3	11.380	1:53.377	3	13.860	1:54.023	3	17.721	1:55.185
85	4.101	2:47.030	25	10.410	1:55.681	25	13.859	1:54.792	25	17.625	1:55.309	25	21.896	1:55.595
3	4.913	2:47.161	94	11.189	1:56.036	94	14.925	1:55.079	94	18.656	1:55.274	94	22.406	1:55.074
25	5.940	2:47.208	17	11.865	1:56.012	17	15.464	1:54.942	17	19.524	1:55.603	17	22.932	1:54.732
94	6.364	2:46.846	48	12.305	1:55.998	48	16.014	1:55.052	48	19.758	1:55.287	48	23.478	1:55.044
17	7.064	2:47.136	45	13.924	1:56.948	33	18.471	1:55.525	33	22.033	1:55.105	33	25.487	1:54.778
48	7.518	2:46.607	33	14.289	1:56.010	45	19.398	1:56.817	45	25.632	1:57.777	45	32.187	1:57.879
45	8.187	2:45.954	9	15.516	2:02.918 P	70	21.905	1:57.685	70	26.698	1:56.336	70	32.647	1:57.273
33	9.490	2:46.608	70	15.563	1:56.833	12	23.964	1:57.090	12	29.027	1:56.606	12	34.427	1:56.724
70	9.941	2:46.135	78	17.409	1:57.455	78	25.020	1:58.954	78	31.037	1:57.560	78	36.922	1:57.209
78	11.165	2:46.792	12	18.217	1:57.824	32	27.111	1:57.605	32	34.350	1:58.782	32	40.524	1:57.498
12	11.604	2:46.382	32	20.849	1:58.017	24	29.549	1:58.949	24	37.810	1:59.804	24	46.892	2:00.406
24	13.558	2:47.587	24	21.943	1:59.596	8	33.931	2:01.837	8	43.705	2:01.317	8	53.698	2:01.317
32	14.043	2:47.769	8	23.437	2:00.179	21	35.087	1:59.547	10	44.291	2:00.644	10	54.201	2:01.234
8	14.469	2:47.477	10	25.139	2:00.921	10	35.190	2:01.394	21	44.823	2:01.279	21	55.233	2:01.734
10	15.429	2:47.756	6	26.701	2:01.771	6	36.743	2:01.385	6	47.238	2:02.038	6	57.463	2:01.549
6	16.141	2:47.721	21	26.883	2:01.492	64	37.793	2:01.046	64	48.703	2:02.453	64	58.189	2:00.810
21	16.602	2:47.748	64	28.090	2:01.412	20	45.706	2:03.702	20	56.749	2:02.586	20	1:06.117	2:00.692
64	17.889	2:47.576	20	33.347	2:04.945	69	53.848	2:10.382	55	1:07.701	2:05.116	55	1:21.171	2:04.794
22	18.817	2:48.116	69	34.809	2:05.255	55	54.128	2:05.653	22	1:08.285	2:05.222	22	1:21.816	2:04.855
20	19.613	2:47.502	55	39.818	2:08.430	22	54.606	2:05.452	69	1:19.441	2:17.136	69	1:41.735	2:13.618
69	20.765	2:47.275	22	40.497	2:12.891	90	56.093	2:05.719	90	1:23.218	2:18.668	90	1:59.765	2:27.871
55	22.599	2:45.581	90	41.717	2:08.851									
90	24.077	2:46.219												

Weather / Track : Bright / Dry

Oulton Park International  
 Circuit Length = 2.6920 miles  
 Start: 16:16 Flag 16:37 End: 16:43

# Petro-Canada Lubricants Porsche Club Championship with Pirelli

## RACE 6 - SECTOR ANALYSIS



SECTOR 1 = FL to I1, SECTOR 2 = I1 to I2, SECTOR 3 = I2 to FL, DIFF = Difference To Personal Best Lap, P = Crossed Finish Line in Pit Lane, D = Time Disallowed

P1 23 1		Simon CLARK		Porsche Cayman S			
IDEAL LAP TIME : 1:50.871		BEST LAP TIME : 1:51.211		DIFFERENCE : 0.340			
LAP	SECTOR 1	SECTOR 2	SECTOR 3	LAP TIME	MPH	DIFF	TIME OF DAY
1 -		53.555	30.586	1:57.103	82.75	5.892	16:18:05.438
2 -	27.868	53.637	30.338	1:51.843	86.65	0.632	16:19:57.281
3 -	27.849	54.045	30.370	1:52.264	86.32	1.053	16:21:49.545
4 -	27.781	53.281	33.002	1:54.064	84.96	2.853	16:23:43.609
5 -	39.095	1:35.170	55.688	3:09.953	51.01	1:18.742	16:26:53.562
6 -	57.755	1:12.607	38.622	2:48.984	57.35	57.773	16:29:42.546
7 -	27.677	<b>53.050</b>	30.484	<b>1:51.211 (1)</b>	<b>87.14</b>		<b>16:31:33.757</b>
8 -	<b>27.542</b>	53.522	<b>30.279</b>	1:51.343 (3)	87.04	0.132	16:33:25.100
9 -	27.578	53.597	30.368	1:51.543	86.88	0.332	16:35:16.643
10 -	27.618	53.355	30.351	1:51.324 (2)	87.05	0.113	16:37:07.967

P2 44 1		Jake MCALEER		Porsche Cayman S			
IDEAL LAP TIME : 1:50.760		BEST LAP TIME : 1:50.973		DIFFERENCE : 0.213			
LAP	SECTOR 1	SECTOR 2	SECTOR 3	LAP TIME	MPH	DIFF	TIME OF DAY
1 -		54.439	30.791	1:58.871	81.52	7.898	16:18:07.206
2 -	27.874	53.235	30.743	1:51.852	86.64	0.879	16:19:59.058
3 -	27.751	53.748	30.597	1:52.096	86.45	1.123	16:21:51.154
4 -	27.589	53.378	33.098	1:54.065	84.96	3.092	16:23:45.219
5 -	38.756	1:34.741	55.854	3:09.351	51.18	1:18.378	16:26:54.570
6 -	57.739	1:12.334	38.599	2:48.672	57.45	57.699	16:29:43.242
7 -	27.672	53.511	30.756	1:51.939	86.57	0.966	16:31:35.181
8 -	27.669	53.224	30.547	1:51.440 (3)	86.96	0.467	16:33:26.621
9 -	27.507	<b>53.007</b>	<b>30.459</b>	<b>1:50.973 (1)</b>	<b>87.33</b>		<b>16:35:17.594</b>
10 -	<b>27.294</b>	53.298	30.497	1:51.089 (2)	87.23	0.116	16:37:08.683

P3 14 1		Mark MCALEER		Porsche 997 C2S			
IDEAL LAP TIME : 1:50.961		BEST LAP TIME : 1:51.169		DIFFERENCE : 0.208			
LAP	SECTOR 1	SECTOR 2	SECTOR 3	LAP TIME	MPH	DIFF	TIME OF DAY
1 -		54.669	30.691	2:00.142	80.66	8.973	16:18:08.477
2 -	27.936	53.881	30.471	1:52.288	86.30	1.119	16:20:00.765
3 -	<b>27.390</b>	54.065	30.544	1:51.999	86.53	0.830	16:21:52.764
4 -	27.689	53.861	33.057	1:54.607	84.56	3.438	16:23:47.371
5 -	38.179	1:34.901	55.706	3:08.786	51.33	1:17.617	16:26:56.157
6 -	57.477	1:12.454	38.405	2:48.336	57.57	57.167	16:29:44.493
7 -	27.592	53.820	30.374	1:51.786	86.69	0.617	16:31:36.279
8 -	27.808	<b>53.320</b>	<b>30.251</b>	1:51.379 (3)	87.01	0.210	16:33:27.658
9 -	27.443	53.366	30.360	<b>1:51.169 (1)</b>	<b>87.17</b>		<b>16:35:18.827</b>
10 -	27.476	53.488	30.398	1:51.362 (2)	87.02	0.193	16:37:10.189

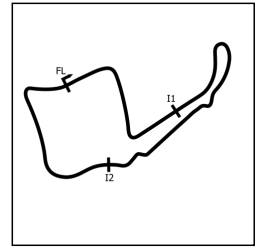
P4 2 1		Peter MORRIS		Porsche 997 C2S			
IDEAL LAP TIME : 1:51.402		BEST LAP TIME : 1:51.675		DIFFERENCE : 0.273			
LAP	SECTOR 1	SECTOR 2	SECTOR 3	LAP TIME	MPH	DIFF	TIME OF DAY
1 -		54.666	30.537	1:59.123	81.35	7.448	16:18:07.458
2 -	27.883	<b>53.779</b>	30.621	1:52.283	86.31	0.608	16:19:59.741
3 -	27.848	54.436	30.413	1:52.697	85.99	1.022	16:21:52.438
4 -	27.622	54.091	32.636	1:54.349	84.75	2.674	16:23:46.787
5 -	37.937	1:35.120	55.713	3:08.770	51.33	1:17.095	16:26:55.557
6 -	57.315	1:12.642	38.364	2:48.321	57.57	56.646	16:29:43.878
7 -	27.837	54.002	30.409	1:52.248 (3)	86.33	0.573	16:31:36.126
8 -	28.407	54.258	30.340	1:53.005	85.75	1.330	16:33:29.131
9 -	27.701	53.846	<b>30.128</b>	<b>1:51.675 (1)</b>	<b>86.78</b>		<b>16:35:20.806</b>
10 -	<b>27.495</b>	53.889	30.511	1:51.895 (2)	86.61	0.220	16:37:12.701

Weather / Track : Bright / Dry

Oulton Park International  
 Circuit Length = 2.6920 miles  
 Start: 16:16 Flag 16:37 End: 16:43

# Petro-Canada Lubricants Porsche Club Championship with Pirelli

## RACE 6 - SECTOR ANALYSIS



SECTOR 1 = FL to I1, SECTOR 2 = I1 to I2, SECTOR 3 = I2 to FL, DIFF = Difference To Personal Best Lap, P = Crossed Finish Line in Pit Lane, D = Time Disallowed

P5 11 1		James CALEY		Porsche 997 C2S			
IDEAL LAP TIME : 1:51.137		BEST LAP TIME : 1:51.680		DIFFERENCE : 0.543			
LAP	SECTOR 1	SECTOR 2	SECTOR 3	LAP TIME	MPH	DIFF	TIME OF DAY
1 -		54.862	30.658	1:59.848	80.86	8.168	16:18:08.183
2 -	27.734	54.181	31.301	1:53.216	85.60	1.536	16:20:01.399
3 -	27.456	54.282	30.699	1:52.437	86.19	0.757	16:21:53.836
4 -	27.695	53.515	33.006	1:54.216	84.85	2.536	16:23:48.052
5 -	38.335	1:34.837	55.810	3:08.982	51.28	1:17.302	16:26:57.034
6 -	57.783	1:11.859	38.796	2:48.438	57.53	56.758	16:29:45.472
7 -	27.584	53.685	30.626	1:51.895 (3)	86.61	0.215	16:31:37.367
8 -	27.512	54.364	30.587	1:52.463	86.17	0.783	16:33:29.830
9 -	27.395	53.770	30.515	1:51.680 (1)	86.77		16:35:21.510
10 -	27.734	53.227	30.820	1:51.781 (2)	86.69	0.101	16:37:13.291

P6 85 1		Richard BAYSTON		Porsche 996 C2			
IDEAL LAP TIME : 1:53.592		BEST LAP TIME : 1:53.846		DIFFERENCE : 0.254			
LAP	SECTOR 1	SECTOR 2	SECTOR 3	LAP TIME	MPH	DIFF	TIME OF DAY
1 -		55.411	31.999	2:02.933	78.83	9.087	16:18:11.268
2 -	28.135	55.455	31.609	1:55.199	84.12	1.353	16:20:06.467
3 -	28.296	55.512	31.789	1:55.597	83.83	1.751	16:22:02.064
4 -	28.438	55.438	33.697	1:57.573	82.42	3.727	16:23:59.637
5 -	30.562	1:33.166	56.252	2:59.980	53.84	1:06.134	16:26:59.617
6 -	57.791	1:11.204	38.035	2:47.030	58.02	53.184	16:29:46.647
7 -	29.068	54.781	31.122	1:54.971 (3)	84.29	1.125	16:31:41.618
8 -	28.216	54.335	31.295	1:53.846 (1)	85.12		16:33:35.464
9 -	28.354	54.513	31.766	1:54.633 (2)	84.54	0.787	16:35:30.097
10 -	28.464	54.867	31.813	1:55.144	84.16	1.298	16:37:25.241

P7 3 1		Richard ELLIS		Porsche 996 C2			
IDEAL LAP TIME : 1:53.377		BEST LAP TIME : 1:53.377		DIFFERENCE : 0.000			
LAP	SECTOR 1	SECTOR 2	SECTOR 3	LAP TIME	MPH	DIFF	TIME OF DAY
1 -		55.437	31.943	2:03.329	78.58	9.952	16:18:11.664
2 -	28.229	55.240	31.769	1:55.238	84.09	1.861	16:20:06.902
3 -	28.158	55.480	31.831	1:55.469	83.92	2.092	16:22:02.371
4 -	28.427	55.487	34.461	1:58.375	81.86	4.998	16:24:00.746
5 -	30.729	1:32.583	56.240	2:59.552	53.97	1:06.175	16:27:00.298
6 -	57.763	1:11.161	38.237	2:47.161	57.97	53.784	16:29:47.459
7 -	28.770	55.094	31.780	1:55.644	83.80	2.267	16:31:43.103
8 -	28.154	54.104	31.119	1:53.377 (1)	85.47		16:33:36.480
9 -	28.185	54.123	31.715	1:54.023 (2)	84.99	0.646	16:35:30.503
10 -	28.523	54.631	32.031	1:55.185 (3)	84.13	1.808	16:37:25.688

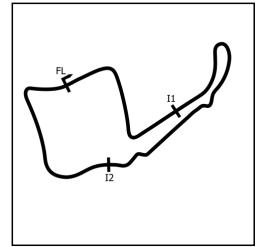
P8 25 2		Matthew KYLE-HENNEY		Porsche Boxster S			
IDEAL LAP TIME : 1:54.735		BEST LAP TIME : 1:54.792		DIFFERENCE : 0.057			
LAP	SECTOR 1	SECTOR 2	SECTOR 3	LAP TIME	MPH	DIFF	TIME OF DAY
1 -		56.010	31.962	2:04.242	78.00	9.450	16:18:12.577
2 -	28.393	55.367	31.941	1:55.701	83.76	0.909	16:20:08.278
3 -	28.385	55.738	31.830	1:55.953	83.57	1.161	16:22:04.231
4 -	28.600	55.513	33.350	1:57.463	82.50	2.671	16:24:01.694
5 -	30.535	1:32.522	56.527	2:59.584	53.96	1:04.792	16:27:01.278
6 -	58.201	1:10.721	38.286	2:47.208	57.95	52.416	16:29:48.486
7 -	28.671	55.157	31.853	1:55.681	83.77	0.889	16:31:44.167
8 -	28.299	54.805	31.688	1:54.792 (1)	84.42		16:33:38.959
9 -	28.605	55.073	31.631	1:55.309 (2)	84.04	0.517	16:35:34.268
10 -	28.536	55.116	31.943	1:55.595 (3)	83.83	0.803	16:37:29.863

Weather / Track : Bright / Dry

Oulton Park International  
Circuit Length = 2.6920 miles  
Start: 16:16 Flag 16:37 End: 16:43

# Petro-Canada Lubricants Porsche Club Championship with Pirelli

## RACE 6 - SECTOR ANALYSIS



SECTOR 1 = FL to I1, SECTOR 2 = I1 to I2, SECTOR 3 = I2 to FL, DIFF = Difference To Personal Best Lap, P = Crossed Finish Line in Pit Lane, D = Time Disallowed

P9 94 2		Jesse CHAMBERLAIN		Porsche Boxster S			
IDEAL LAP TIME : 1:54.937		BEST LAP TIME : 1:55.074		DIFFERENCE : 0.137			
LAP	SECTOR 1	SECTOR 2	SECTOR 3	LAP TIME	MPH	DIFF	TIME OF DAY
1 -		56.432	31.919	2:04.932	77.57	9.858	16:18:13.267
2 -	28.583	55.361	31.826	1:55.770	83.71	0.696	16:20:09.037
3 -	28.674	57.205	32.080	1:57.959	82.15	2.885	16:22:06.996
4 -	28.476	55.170	32.397	1:56.043	83.51	0.969	16:24:03.039
5 -	30.214	1:32.360	56.451	2:59.025	54.13	1:03.951	16:27:02.064
6 -	58.336	1:10.361	38.149	2:46.846	58.08	51.772	16:29:48.910
7 -	28.664	55.684	31.688	1:56.036	83.51	0.962	16:31:44.946
8 -	28.370	55.145	31.564	1:55.079 (2)	84.21	0.005	16:33:40.025
9 -	28.261	55.112	31.901	1:55.274 (3)	84.07	0.200	16:35:35.299
10 -	28.352	55.128	31.594	1:55.074 (1)	84.21		16:37:30.373

P10 17 2		Andy MUGGERIDGE		Porsche Boxster S			
IDEAL LAP TIME : 1:54.455		BEST LAP TIME : 1:54.732		DIFFERENCE : 0.277			
LAP	SECTOR 1	SECTOR 2	SECTOR 3	LAP TIME	MPH	DIFF	TIME OF DAY
1 -		56.624	32.028	2:05.605	77.15	10.873	16:18:13.940
2 -	28.079	55.719	32.075	1:55.873	83.63	1.141	16:20:09.813
3 -	28.488	56.926	32.374	1:57.788	82.27	3.056	16:22:07.601
4 -	28.404	55.239	32.926	1:56.569	83.13	1.837	16:24:04.170
5 -	29.726	1:32.425	56.153	2:58.304	54.35	1:03.572	16:27:02.474
6 -	58.591	1:10.414	38.131	2:47.136	57.98	52.404	16:29:49.610
7 -	28.196	55.892	31.924	1:56.012	83.53	1.280	16:31:45.622
8 -	28.311	55.018	31.613	1:54.942 (2)	84.31	0.210	16:33:40.564
9 -	28.435	55.268	31.900	1:55.603 (3)	83.83	0.871	16:35:36.167
10 -	28.179	54.763	31.790	1:54.732 (1)	84.46		16:37:30.899

P11 48 2		Toby BARLOW		Porsche Boxster S			
IDEAL LAP TIME : 1:54.940		BEST LAP TIME : 1:55.044		DIFFERENCE : 0.104			
LAP	SECTOR 1	SECTOR 2	SECTOR 3	LAP TIME	MPH	DIFF	TIME OF DAY
1 -		56.975	32.052	2:06.198	76.79	11.154	16:18:14.533
2 -	28.316	55.620	31.933	1:55.869	83.64	0.825	16:20:10.402
3 -	28.372	56.726	32.231	1:57.329	82.59	2.285	16:22:07.731
4 -	28.571	55.623	33.530	1:57.724	82.32	2.680	16:24:05.455
5 -	29.769	1:31.786	56.447	2:58.002	54.44	1:02.958	16:27:03.457
6 -	58.422	1:10.430	37.755	2:46.607	58.16	51.563	16:29:50.064
7 -	28.277	55.807	31.914	1:55.998	83.54	0.954	16:31:46.062
8 -	28.323	55.118	31.611	1:55.052 (2)	84.23	0.008	16:33:41.114
9 -	28.331	55.142	31.814	1:55.287 (3)	84.06	0.243	16:35:36.401
10 -	28.211	55.150	31.683	1:55.044 (1)	84.23		16:37:31.445

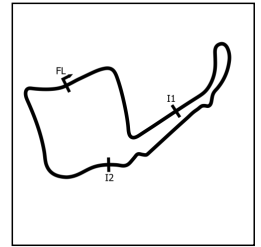
P12 33 2		Kevin MOLYNEAUX		Porsche Boxster S			
IDEAL LAP TIME : 1:54.669		BEST LAP TIME : 1:54.778		DIFFERENCE : 0.109			
LAP	SECTOR 1	SECTOR 2	SECTOR 3	LAP TIME	MPH	DIFF	TIME OF DAY
1 -		58.304	32.843	2:08.989	75.13	14.211	16:18:17.324
2 -	28.899	56.060	31.893	1:56.852	82.93	2.074	16:20:14.176
3 -	28.573	56.048	31.862	1:56.483	83.19	1.705	16:22:10.659
4 -	28.586	55.483	33.100	1:57.169	82.71	2.391	16:24:07.828
5 -	29.135	1:32.068	56.397	2:57.600	54.56	1:02.822	16:27:05.428
6 -	58.592	1:09.915	38.101	2:46.608	58.16	51.830	16:29:52.036
7 -	28.413	55.587	32.010	1:56.010	83.53	1.232	16:31:48.046
8 -	28.456	55.476	31.593	1:55.525 (3)	83.88	0.747	16:33:43.571
9 -	28.239	55.031	31.835	1:55.105 (2)	84.19	0.327	16:35:38.676
10 -	28.169	54.907	31.702	1:54.778 (1)	84.43		16:37:33.454

Weather / Track : Bright / Dry

Oulton Park International  
Circuit Length = 2.6920 miles  
Start: 16:16 Flag 16:37 End: 16:43

# Petro-Canada Lubricants Porsche Club Championship with Pirelli

## RACE 6 - SECTOR ANALYSIS



SECTOR 1 = FL to I1, SECTOR 2 = I1 to I2, SECTOR 3 = I2 to FL, DIFF = Difference To Personal Best Lap, P = Crossed Finish Line in Pit Lane, D = Time Disallowed

P13 45 1		Paul SEAGRAVE		Porsche 996 C2			
IDEAL LAP TIME : 1:56.033		BEST LAP TIME : 1:56.426		DIFFERENCE : 0.393			
LAP	SECTOR 1	SECTOR 2	SECTOR 3	LAP TIME	MPH	DIFF	TIME OF DAY
1 -		57.057	32.244	2:06.838	76.40	10.412	16:18:15.173
2 -	28.700	56.463	<b>31.955</b>	1:57.118	82.74	0.692	16:20:12.291
3 -	<b>28.389</b>	55.962	32.075	<b>1:56.426 (1)</b>	<b>83.24</b>		<b>16:22:08.717</b>
4 -	28.621	<b>55.689</b>	<b>33.267</b>	1:57.577	82.42	1.151	16:24:06.294
5 -	29.592	1:32.246	<b>56.647</b>	<b>2:58.485</b>	54.29	1:02.059	<b>16:27:04.779</b>
6 -	58.177	1:10.132	37.645	2:45.954	58.39	49.528	16:29:50.733
7 -	28.672	56.285	31.991	1:56.948 (3)	82.86	0.522	16:31:47.681
8 -	28.612	56.244	31.961	1:56.817 (2)	82.96	0.391	16:33:44.498
9 -	28.980	56.451	32.346	1:57.777	82.28	1.351	16:35:42.275
10 -	29.093	56.635	32.151	1:57.879	82.21	1.453	16:37:40.154

P14 70 2		Angus ARCHER		Porsche Boxster S			
IDEAL LAP TIME : 1:55.957		BEST LAP TIME : 1:56.336		DIFFERENCE : 0.379			
LAP	SECTOR 1	SECTOR 2	SECTOR 3	LAP TIME	MPH	DIFF	TIME OF DAY
1 -		58.321	32.897	2:09.488	74.84	13.152	16:18:17.823
2 -	29.654	57.678	33.402	2:00.734	80.26	4.398	16:20:18.557
3 -	29.463	56.041	<b>32.554</b>	<b>1:58.058</b>	82.08	1.722	<b>16:22:16.615</b>
4 -	<b>30.709</b>	<b>56.503</b>	33.113	2:00.325	80.54	3.989	16:24:16.940
5 -	29.788	1:23.082	<b>56.542</b>	<b>2:49.412</b>	57.20	53.076	<b>16:27:06.352</b>
6 -	<b>58.616</b>	1:09.636	37.883	2:46.135	58.33	49.799	16:29:52.487
7 -	28.903	55.750	32.180	1:56.833 (2)	82.95	0.497	16:31:49.320
8 -	<b>28.782</b>	56.878	32.025	1:57.685	82.34	1.349	16:33:47.005
9 -	29.161	<b>55.160</b>	<b>32.015</b>	<b>1:56.336 (1)</b>	<b>83.30</b>		<b>16:35:43.341</b>
10 -	28.946	56.002	32.325	1:57.273 (3)	82.63	0.937	16:37:40.614

P15 12 2		Bill CALEY		Porsche Boxster S			
IDEAL LAP TIME : 1:56.600		BEST LAP TIME : 1:56.606		DIFFERENCE : 0.006			
LAP	SECTOR 1	SECTOR 2	SECTOR 3	LAP TIME	MPH	DIFF	TIME OF DAY
1 -		58.218	32.897	2:08.865	75.20	12.259	16:18:17.200
2 -	30.156	57.786	32.981	2:00.923	80.14	4.317	16:20:18.123
3 -	29.946	58.290	<b>32.841</b>	<b>2:01.077</b>	80.04	4.471	<b>16:22:19.200</b>
4 -	<b>30.459</b>	<b>57.945</b>	<b>33.082</b>	2:01.486	79.77	4.880	16:24:20.686
5 -	29.971	1:20.573	<b>56.538</b>	<b>2:47.082</b>	58.00	50.476	<b>16:27:07.768</b>
6 -	<b>1:00.015</b>	1:09.182	37.185	2:46.382	58.24	49.776	16:29:54.150
7 -	29.445	56.179	32.200	1:57.824	82.25	1.218	16:31:51.974
8 -	28.911	55.907	32.272	1:57.090 (3)	82.76	0.484	16:33:49.064
9 -	<b>28.895</b>	<b>55.740</b>	31.971	<b>1:56.606 (1)</b>	<b>83.11</b>		<b>16:35:45.670</b>
10 -	28.925	55.834	<b>31.965</b>	1:56.724 (2)	83.02	0.118	16:37:42.394

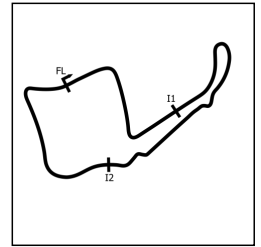
P16 78 3		Richard FORBER		Porsche Boxster S			
IDEAL LAP TIME : 1:57.169		BEST LAP TIME : 1:57.209		DIFFERENCE : 0.040			
LAP	SECTOR 1	SECTOR 2	SECTOR 3	LAP TIME	MPH	DIFF	TIME OF DAY
1 -		59.177	33.046	2:11.342	73.78	14.133	16:18:19.677
2 -	29.188	57.107	32.862	1:59.157	81.33	1.948	16:20:18.834
3 -	29.450	57.440	<b>32.644</b>	<b>1:59.534</b>	81.07	2.325	<b>16:22:18.368</b>
4 -	<b>29.064</b>	<b>57.719</b>	33.213	1:59.996	80.76	2.787	16:24:18.364
5 -	29.411	1:22.623	<b>56.521</b>	<b>2:48.555</b>	57.49	51.346	<b>16:27:06.919</b>
6 -	<b>59.829</b>	1:08.947	38.016	2:46.792	58.10	49.583	16:29:53.711
7 -	<b>28.730</b>	56.295	32.430	1:57.455 (2)	82.51	0.246	16:31:51.166
8 -	28.890	56.432	33.632	1:58.954	81.47	1.745	16:33:50.120
9 -	29.036	56.154	32.370	1:57.560 (3)	82.43	0.351	16:35:47.680
10 -	28.770	<b>56.086</b>	<b>32.353</b>	<b>1:57.209 (1)</b>	<b>82.68</b>		<b>16:37:44.889</b>

Weather / Track : Bright / Dry

Oulton Park International  
Circuit Length = 2.6920 miles  
Start: 16:16 Flag 16:37 End: 16:43

# Petro-Canada Lubricants Porsche Club Championship with Pirelli

## RACE 6 - SECTOR ANALYSIS



SECTOR 1 = FL to I1, SECTOR 2 = I1 to I2, SECTOR 3 = I2 to FL, DIFF = Difference To Personal Best Lap, P = Crossed Finish Line in Pit Lane, D = Time Disallowed

P17 32 3		William HESLOP		Porsche Boxster S			
IDEAL LAP TIME : 1:57.345		BEST LAP TIME : 1:57.498		DIFFERENCE : 0.153			
LAP	SECTOR 1	SECTOR 2	SECTOR 3	LAP TIME	MPH	DIFF	TIME OF DAY
1 -		59.213	33.885	2:14.731	71.93	17.233	16:18:23.066
2 -	30.321	57.022	32.722	2:00.065	80.71	2.567	16:20:23.131
3 -	29.338	56.562	32.679	1:58.579	81.72	1.081	16:22:21.710
4 -	30.749	58.699	33.238	2:02.686	78.99	5.188	16:24:24.396
5 -	30.072	1:18.058	56.294	2:44.424	58.94	46.926	16:27:08.820
6 -	1:00.478	1:09.446	37.845	2:47.769	57.76	50.271	16:29:56.589
7 -	29.212	55.883	32.922	1:58.017 (3)	82.11	0.519	16:31:54.606
8 -	29.158	56.101	32.346	1:57.605 (2)	82.40	0.107	16:33:52.211
9 -	29.158	56.004	33.620	1:58.782	81.58	1.284	16:35:50.993
10 -	29.311	55.879	32.308	1:57.498 (1)	82.48		16:37:48.491

P18 24 2		Carl HAZELTON		Porsche Boxster S			
IDEAL LAP TIME : 1:58.643		BEST LAP TIME : 1:58.949		DIFFERENCE : 0.306			
LAP	SECTOR 1	SECTOR 2	SECTOR 3	LAP TIME	MPH	DIFF	TIME OF DAY
1 -		59.087	33.646	2:11.596	73.64	12.647	16:18:19.931
2 -	29.512	57.684	33.116	2:00.312	80.55	1.363	16:20:20.243
3 -	29.856	57.882	33.114	2:00.852	80.19	1.903	16:22:21.095
4 -	29.634	58.326	34.825	2:02.785	78.92	3.836	16:24:23.880
5 -	30.026	1:17.964	56.647	2:44.637	58.86	45.688	16:27:08.517
6 -	1:00.225	1:09.694	37.668	2:47.587	57.82	48.638	16:29:56.104
7 -	29.132	57.652	32.812	1:59.596 (2)	81.03	0.647	16:31:55.700
8 -	28.915	56.916	33.118	1:58.949 (1)	81.47		16:33:54.649
9 -	29.529	57.178	33.097	1:59.804 (3)	80.89	0.855	16:35:54.453
10 -	29.966	57.190	33.250	2:00.406	80.48	1.457	16:37:54.859

P19 8 2		Steven MORRISON		Porsche Boxster S			
IDEAL LAP TIME : 1:59.937		BEST LAP TIME : 2:00.179		DIFFERENCE : 0.242			
LAP	SECTOR 1	SECTOR 2	SECTOR 3	LAP TIME	MPH	DIFF	TIME OF DAY
1 -		59.818	34.042	2:14.544	72.03	14.365	16:18:22.879
2 -	30.802	58.777	33.139	2:02.718	78.97	2.539	16:20:25.597
3 -	29.585	58.542	33.402	2:01.529	79.74	1.350	16:22:27.126
4 -	33.174	1:01.463	34.637	2:09.274	74.96	9.095	16:24:36.400
5 -	31.459	1:05.682	55.997	2:33.138	63.28	32.959	16:27:09.538
6 -	1:00.453	1:10.129	36.895	2:47.477	57.86	47.298	16:29:57.015
7 -	29.720	57.213	33.246	2:00.179 (1)	80.64		16:31:57.194
8 -	30.141	58.089	33.607	2:01.837	79.54	1.658	16:33:59.031
9 -	29.966	57.976	33.375	2:01.317 (2)	79.88	1.138	16:36:00.348
10 -	29.978	58.187	33.152	2:01.317 (2)	79.88	1.138	16:38:01.665

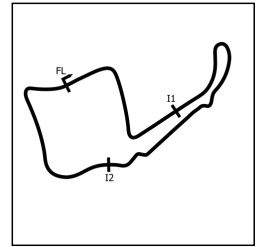
P20 10 2		Julian MORRIS		Porsche Boxster S			
IDEAL LAP TIME : 1:59.926		BEST LAP TIME : 2:00.644		DIFFERENCE : 0.718			
LAP	SECTOR 1	SECTOR 2	SECTOR 3	LAP TIME	MPH	DIFF	TIME OF DAY
1 -		1:00.114	34.752	2:14.464	72.07	13.820	16:18:22.799
2 -	31.140	59.487	33.578	2:04.205	78.02	3.561	16:20:27.004
3 -	30.098	58.656	32.905	2:01.659	79.65	1.015	16:22:28.663
4 -	32.109	1:01.739	34.315	2:08.163	75.61	7.519	16:24:36.826
5 -	31.480	1:06.202	55.711	2:33.393	63.17	32.749	16:27:10.219
6 -	1:00.737	1:10.407	36.612	2:47.756	57.77	47.112	16:29:57.975
7 -	29.891	58.134	32.896	2:00.921 (2)	80.14	0.277	16:31:58.896
8 -	30.005	57.782	33.607	2:01.394	79.83	0.750	16:34:00.290
9 -	30.303	57.139	33.202	2:00.644 (1)	80.32		16:36:00.934
10 -	30.109	57.974	33.151	2:01.234 (3)	79.93	0.590	16:38:02.168

Weather / Track : Bright / Dry

Oulton Park International  
 Circuit Length = 2.6920 miles  
 Start: 16:16 Flag 16:37 End: 16:43

# Petro-Canada Lubricants Porsche Club Championship with Pirelli

## RACE 6 - SECTOR ANALYSIS



SECTOR 1 = FL to I1, SECTOR 2 = I1 to I2, SECTOR 3 = I2 to FL, DIFF = Difference To Personal Best Lap, P = Crossed Finish Line in Pit Lane, D = Time Disallowed

P21 21 3		Alistair NELSON		Porsche Boxster S			
IDEAL LAP TIME : 1:59.394		BEST LAP TIME : 1:59.547		DIFFERENCE : 0.153			
LAP	SECTOR 1	SECTOR 2	SECTOR 3	LAP TIME	MPH	DIFF	TIME OF DAY
1 -		1:02.162	33.991	2:17.835	70.31	18.288	16:18:26.170
2 -	30.438	59.816	32.766	2:03.020	78.77	3.473	16:20:29.190
3 -	29.572	59.434	33.867	2:02.873	78.87	3.326	16:22:32.063
4 -	31.003	1:01.302	34.545	2:06.850	76.39	7.303	16:24:38.913
5 -	30.166	1:06.386	55.935	2:32.487	63.55	32.940	16:27:11.400
6 -	1:01.150	1:09.770	36.828	2:47.748	57.77	48.201	16:29:59.148
7 -	29.431	58.669	33.392	2:01.492 (3)	79.76	1.945	16:32:00.640
8 -	29.351	57.347	32.849	1:59.547 (1)	81.06		16:34:00.187
9 -	30.804	57.779	32.696	2:01.279 (2)	79.90	1.732	16:36:01.466
10 -	29.889	58.891	32.954	2:01.734	79.61	2.187	16:38:03.200

P22 6 3		Mike THOMPSON		Porsche Boxster S			
IDEAL LAP TIME : 2:00.859		BEST LAP TIME : 2:01.385		DIFFERENCE : 0.526			
LAP	SECTOR 1	SECTOR 2	SECTOR 3	LAP TIME	MPH	DIFF	TIME OF DAY
1 -		1:00.787	33.320	2:15.319	71.61	13.934	16:18:23.654
2 -	30.667	1:00.966	33.425	2:05.058	77.49	3.673	16:20:28.712
3 -	29.983	59.208	33.616	2:02.807	78.91	1.422	16:22:31.519
4 -	30.581	1:01.169	34.325	2:06.075	76.86	4.690	16:24:37.594
5 -	31.236	1:06.166	55.970	2:33.372	63.18	31.987	16:27:10.966
6 -	1:00.657	1:10.376	36.688	2:47.721	57.78	46.336	16:29:58.687
7 -	29.533	58.546	33.692	2:01.771 (3)	79.58	0.386	16:32:00.458
8 -	30.059	58.265	33.061	2:01.385 (1)	79.83		16:34:01.843
9 -	30.002	58.924	33.112	2:02.038	79.41	0.653	16:36:03.881
10 -	29.746	58.572	33.231	2:01.549 (2)	79.73	0.164	16:38:05.430

P23 64 2		Vince BLACKER		Porsche Boxster S			
IDEAL LAP TIME : 2:00.810		BEST LAP TIME : 2:00.810		DIFFERENCE : 0.000			
LAP	SECTOR 1	SECTOR 2	SECTOR 3	LAP TIME	MPH	DIFF	TIME OF DAY
1 -		1:01.717	34.181	2:17.075	70.70	16.265	16:18:25.410
2 -	31.158	1:01.013	33.883	2:06.054	76.88	5.244	16:20:31.464
3 -	30.788	59.418	34.015	2:04.221	78.01	3.411	16:22:35.685
4 -	30.748	59.862	33.991	2:04.601	77.77	3.791	16:24:40.286
5 -	30.620	1:05.194	56.759	2:32.573	63.51	31.763	16:27:12.859
6 -	1:00.482	1:10.441	36.653	2:47.576	57.83	46.766	16:30:00.435
7 -	30.066	57.999	33.347	2:01.412 (3)	79.82	0.602	16:32:01.847
8 -	30.051	57.870	33.125	2:01.046 (2)	80.06	0.236	16:34:02.893
9 -	30.073	59.021	33.359	2:02.453	79.14	1.643	16:36:05.346
10 -	29.868	57.840	33.102	2:00.810 (1)	80.21		16:38:06.156

P24 20 1		John ALEXANDER		Porsche Cayman S			
IDEAL LAP TIME : 2:00.692		BEST LAP TIME : 2:00.692		DIFFERENCE : 0.000			
LAP	SECTOR 1	SECTOR 2	SECTOR 3	LAP TIME	MPH	DIFF	TIME OF DAY
1 -		1:02.131	34.725	2:19.630	69.40	18.938	16:18:27.965
2 -	30.487	1:02.328	34.412	2:07.227	76.17	6.535	16:20:35.192
3 -	31.068	1:01.885	34.419	2:07.372	76.08	6.680	16:22:42.564
4 -	32.085	1:00.761	34.777	2:07.623	75.93	6.931	16:24:50.187
5 -	30.713	1:00.762	52.995	2:24.470	67.08	23.778	16:27:14.657
6 -	1:01.703	1:10.968	34.831	2:47.502	57.85	46.810	16:30:02.159
7 -	30.547	1:00.193	34.205	2:04.945	77.56	4.253	16:32:07.104
8 -	30.789	59.152	33.761	2:03.702 (3)	78.34	3.010	16:34:10.806
9 -	30.321	58.603	33.662	2:02.586 (2)	79.05	1.894	16:36:13.392
10 -	29.712	57.923	33.057	2:00.692 (1)	80.29		16:38:14.084

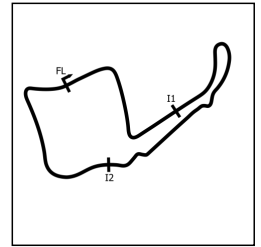
Weather / Track : Bright / Dry

Oulton Park International  
Circuit Length = 2.6920 miles  
Start: 16:16 Flag 16:37 End: 16:43



# Petro-Canada Lubricants Porsche Club Championship with Pirelli

## RACE 6 - SECTOR ANALYSIS



SECTOR 1 = FL to I1, SECTOR 2 = I1 to I2, SECTOR 3 = I2 to FL, DIFF = Difference To Personal Best Lap, P = Crossed Finish Line in Pit Lane, D = Time Disallowed

P25 55 3		Scott ADAMS		Porsche Boxster S			
IDEAL LAP TIME : 2:04.464		BEST LAP TIME : 2:04.794		DIFFERENCE : 0.330			
LAP	SECTOR 1	SECTOR 2	SECTOR 3	LAP TIME	MPH	DIFF	TIME OF DAY
1 -		1:03.497	35.508	2:23.399	67.58	18.605	16:18:31.734
2 -	31.684	1:03.026	35.074	2:09.784	74.67	4.990	16:20:41.518
3 -	31.499	1:01.441	35.428	2:08.368	75.49	3.574	16:22:49.886
4 -	32.669	1:04.467	37.049	2:14.185	72.22	9.391	16:25:04.071
5 -	32.803	1:03.818	38.872	2:15.493	71.52	10.699	16:27:19.564
6 -	59.108	1:10.583	35.890	2:45.581	58.52	40.787	16:30:05.145
7 -	31.344	1:02.560	34.526	2:08.430	75.45	3.636	16:32:13.575
8 -	30.927	59.916	34.810	2:05.653 (3)	77.12	0.859	16:34:19.228
9 -	31.330	59.578	34.208	2:05.116 (2)	77.45	0.322	16:36:24.344
10 -	30.678	59.694	34.422	2:04.794 (1)	77.65		16:38:29.138

P26 22 3		Peter EVANS		Porsche Boxster S			
IDEAL LAP TIME : 2:03.967		BEST LAP TIME : 2:04.855		DIFFERENCE : 0.888			
LAP	SECTOR 1	SECTOR 2	SECTOR 3	LAP TIME	MPH	DIFF	TIME OF DAY
1 -		1:01.972	34.975	2:18.623	69.91	13.768	16:18:26.958
2 -	31.063	1:01.438	35.229	2:07.730	75.87	2.875	16:20:34.688
3 -	31.401	1:00.700	34.941	2:07.042	76.28	2.187	16:22:41.730
4 -	32.239	1:00.275	34.666	2:07.180	76.20	2.325	16:24:48.910
5 -	31.243	1:00.255	52.839	2:24.337	67.14	19.482	16:27:13.247
6 -	1:01.035	1:10.767	36.314	2:48.116	57.64	43.261	16:30:01.363
7 -	30.423	1:07.761	34.707	2:12.891	72.92	8.036	16:32:14.254
8 -	30.665	1:00.430	34.357	2:05.452 (3)	77.25	0.597	16:34:19.706
9 -	31.591	59.775	33.856	2:05.222 (2)	77.39	0.367	16:36:24.928
10 -	30.594	59.688	34.573	2:04.855 (1)	77.62		16:38:29.783

P27 69 2		Jon NEWELL		Porsche Boxster S			
IDEAL LAP TIME : 2:05.255		BEST LAP TIME : 2:05.255		DIFFERENCE : 0.000			
LAP	SECTOR 1	SECTOR 2	SECTOR 3	LAP TIME	MPH	DIFF	TIME OF DAY
1 -		1:03.662	34.935	2:22.388	68.06	17.133	16:18:30.723
2 -	30.860	1:03.102	34.574	2:08.536 (3)	75.39	3.281	16:20:39.259
3 -	31.048	1:01.649	35.217	2:07.914 (2)	75.76	2.659	16:22:47.173
4 -	31.685	1:04.581	36.714	2:12.980	72.87	7.725	16:25:00.153
5 -	32.766	1:03.175	39.942	2:15.883	71.32	10.628	16:27:16.036
6 -	1:01.192	1:10.928	35.155	2:47.275	57.93	42.020	16:30:03.311
7 -	30.484	1:00.260	34.511	2:05.255 (1)	77.37		16:32:08.566
8 -	31.582	1:01.868	36.932	2:10.382	74.33	5.127	16:34:18.948
9 -	35.287	1:05.368	36.481	2:17.136	70.66	11.881	16:36:36.084
10 -	32.051	1:05.316	36.251	2:13.618	72.52	8.363	16:38:49.702

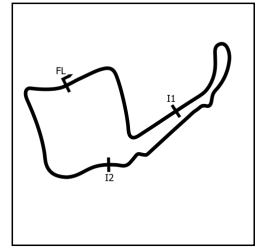
P28 90 3		Sarah THOMSON		Porsche Boxster S			
IDEAL LAP TIME : 2:05.510		BEST LAP TIME : 2:05.719		DIFFERENCE : 0.209			
LAP	SECTOR 1	SECTOR 2	SECTOR 3	LAP TIME	MPH	DIFF	TIME OF DAY
1 -		1:03.635	35.242	2:24.190	67.21	18.471	16:18:32.525
2 -	31.604	1:03.114	35.426	2:10.144	74.46	4.425	16:20:42.669
3 -	31.658	1:01.908	35.255	2:08.821 (2)	75.23	3.102	16:22:51.490
4 -	32.462	1:03.817	36.768	2:13.047	72.84	7.328	16:25:04.537
5 -	32.955	1:03.983	38.929	2:15.867	71.32	10.148	16:27:20.404
6 -	59.340	1:10.443	36.436	2:46.219	58.30	40.500	16:30:06.623
7 -	31.733	1:02.550	34.568	2:08.851 (3)	75.21	3.132	16:32:15.474
8 -	31.123	1:00.271	34.325	2:05.719 (1)	77.08		16:34:21.193
9 -	32.272	1:12.280	34.116	2:18.668	69.88	12.949	16:36:39.861
10 -	48.779	1:03.468	35.624	2:27.871	65.53	22.152	16:39:07.732

Weather / Track : Bright / Dry

Oulton Park International  
Circuit Length = 2.6920 miles  
Start: 16:16 Flag 16:37 End: 16:43

# Petro-Canada Lubricants Porsche Club Championship with Pirelli

## RACE 6 - SECTOR ANALYSIS



SECTOR 1 = FL to I1, SECTOR 2 = I1 to I2, SECTOR 3 = I2 to FL, DIFF = Difference To Personal Best Lap, P = Crossed Finish Line in Pit Lane, D = Time Disallowed

<b>P29</b>		<b>9 1</b>		<b>Chris DYER</b>		Porsche Cayman S	
IDEAL LAP TIME : 1:54.527		BEST LAP TIME : 1:54.664		DIFFERENCE : 0.137			
LAP	SECTOR 1	SECTOR 2	SECTOR 3	LAP TIME	MPH	DIFF	TIME OF DAY
1 -		55.258	<b>31.296</b>	2:01.777	79.58	7.113	16:18:10.112
2 -	<b>28.184</b>	<b>55.047</b>	31.433	<b>1:54.664 (1)</b>	<b>84.51</b>		<b>16:20:04.776</b>
3 -	28.302	55.225	31.699	1:55.226 (2)	84.10	0.562	16:22:00.002
4 -	<b>28.309</b>	<b>55.465</b>	<b>32.789</b>	<b>1:56.563 (3)</b>	83.14	1.899	<b>16:23:56.565</b>
5 -	<b>31.049</b>	<b>1:34.749</b>	<b>56.181</b>	<b>3:01.979</b>	53.25	1:07.315	<b>16:26:58.544</b>
6 -	<b>57.927</b>	<b>1:11.466</b>	38.418	2:47.811	57.75	53.147	16:29:46.355
7 -	29.227	55.417	IN PIT	2:02.918 P	78.84	8.254	16:31:49.273

<b>P30</b>		<b>49 3</b>		<b>Steven SHORE</b>		Porsche Boxster S	
IDEAL LAP TIME : 2:05.058		BEST LAP TIME : 2:14.285		DIFFERENCE : 9.227			
LAP	SECTOR 1	SECTOR 2	SECTOR 3	LAP TIME	MPH	DIFF	TIME OF DAY
1 -		<b>59.983</b>	<b>34.194</b>	<b>2:14.285 (1)</b>	<b>72.16</b>		<b>16:18:22.620</b>

Weather / Track : Bright / Dry

# Petro-Canada Lubricants Porsche Club Championship with Pirelli

## RACE 6 - BEST SECTORS

SECTOR 1			SECTOR 2			SECTOR 3			IDEAL / BEST COMPARISON						
POS	NO	NAME	TIME	NO	NAME	TIME	NO	NAME	TIME	POS	NO	NAME	IDEAL	BEST	DIFF
													<b>PERFECT LAP</b>	<b>1:50.429</b>	
1	44	MCALÉER	27.294	44	MCALÉER	53.007	2	MORRIS	30.128	1	44	MCALÉER	1:50.760	1:50.973	0.213
2	14	MCALÉER	27.390	23	CLARK	53.050	14	MCALÉER	30.251	2	23	CLARK	1:50.871	1:51.211	0.340
3	11	CALEY	27.395	11	CALEY	53.227	23	CLARK	30.279	3	14	MCALÉER	1:50.961	1:51.169	0.208
4	2	MORRIS	27.495	14	MCALÉER	53.320	44	MCALÉER	30.459	4	11	CALEY	1:51.137	1:51.680	0.543
5	23	CLARK	27.542	2	MORRIS	53.779	11	CALEY	30.515	5	2	MORRIS	1:51.402	1:51.675	0.273
6	17	MUGGERIDGE	28.079	3	ELLIS	54.104	3	ELLIS	31.119	6	3	ELLIS	1:53.377	1:53.377	0.000
7	85	BAYSTON	28.135	85	BAYSTON	54.335	85	BAYSTON	31.122	7	85	BAYSTON	1:53.592	1:53.846	0.254
8	3	ELLIS	28.154	17	MUGGERIDGE	54.763	9	DYER	31.296	8	17	MUGGERIDGE	1:54.455	1:54.732	0.277
9	33	MOLYNEAUX	28.169	25	KYLE-HENNEY	54.805	94	CHAMBERLAIN	31.564	9	9	DYER	1:54.527	1:54.664	0.137
10	9	DYER	28.184	33	MOLYNEAUX	54.907	33	MOLYNEAUX	31.593	10	33	MOLYNEAUX	1:54.669	1:54.778	0.109
11	48	BARLOW	28.211	9	DYER	55.047	48	BARLOW	31.611	11	25	KYLE-HENNEY	1:54.735	1:54.792	0.057
12	94	CHAMBERLAIN	28.261	94	CHAMBERLAIN	55.112	17	MUGGERIDGE	31.613	12	94	CHAMBERLAIN	1:54.937	1:55.074	0.137
13	25	KYLE-HENNEY	28.299	48	BARLOW	55.118	25	KYLE-HENNEY	31.631	13	48	BARLOW	1:54.940	1:55.044	0.104
14	45	SEAGRAVE	28.389	70	ARCHER	55.160	45	SEAGRAVE	31.955	14	70	ARCHER	1:55.957	1:56.336	0.379
15	78	FORBER	28.730	45	SEAGRAVE	55.689	12	CALEY	31.965	15	45	SEAGRAVE	1:56.033	1:56.426	0.393
16	70	ARCHER	28.782	12	CALEY	55.740	70	ARCHER	32.015	16	12	CALEY	1:56.600	1:56.606	0.006
17	12	CALEY	28.895	32	HESLOP	55.879	32	HESLOP	32.308	17	78	FORBER	1:57.169	1:57.209	0.040
18	24	HAZELTON	28.915	78	FORBER	56.086	78	FORBER	32.353	18	32	HESLOP	1:57.345	1:57.498	0.153
19	32	HESLOP	29.158	24	HAZELTON	56.916	21	NELSON	32.696	19	24	HAZELTON	1:58.643	1:58.949	0.306
20	21	NELSON	29.351	10	MORRIS	57.139	24	HAZELTON	32.812	20	21	NELSON	1:59.394	1:59.547	0.153
21	6	THOMPSON	29.533	8	MORRISON	57.213	10	MORRIS	32.896	21	10	MORRIS	1:59.926	2:00.644	0.718
22	8	MORRISON	29.585	21	NELSON	57.347	20	ALEXANDER	33.057	22	8	MORRISON	1:59.937	2:00.179	0.242
23	20	ALEXANDER	29.712	64	BLACKER	57.840	6	THOMPSON	33.061	23	20	ALEXANDER	2:00.692	2:00.692	0.000
24	64	BLACKER	29.868	20	ALEXANDER	57.923	64	BLACKER	33.102	24	64	BLACKER	2:00.810	2:00.810	0.000
25	10	MORRIS	29.891	6	THOMPSON	58.265	8	MORRISON	33.139	25	6	THOMPSON	2:00.859	2:01.385	0.526
26	22	EVANS	30.423	55	ADAMS	59.578	22	EVANS	33.856	26	22	EVANS	2:03.967	2:04.855	0.888
27	69	NEWELL	30.484	22	EVANS	59.688	90	THOMSON	34.116	27	55	ADAMS	2:04.464	2:04.794	0.330
28	55	ADAMS	30.678	49	SHORE	59.983	49	SHORE	34.194	28	49	SHORE	2:05.058	2:14.285	9.227
29	49	SHORE	30.881	69	NEWELL	1:00.260	55	ADAMS	34.208	29	69	NEWELL	2:05.255	2:05.255	0.000
30	90	THOMSON	31.123	90	THOMSON	1:00.271	69	NEWELL	34.511	30	90	THOMSON	2:05.510	2:05.719	0.209

Weather / Track : Bright / Dry

Results can be found at [www.tsl-timing.com](http://www.tsl-timing.com)

Oulton Park International  
 Circuit Length = 2.6920 miles  
 Start: 16:16 Flag 16:37 End: 16:43

Printed - 16:44 Saturday, 03 July 2021

# Petro-Canada Lubricants Porsche Club Championship with Pirelli

## RACE 6 - STATISTICS

**Competitors Started** 30  
**Planned Start** 2021-07-03 @ 15:55:00.000  
**Actual Start** 2021-07-03 @ 16:16:08.334  
**Finish Time** 2021-07-03 @ 16:37:07.966  
**Track Length** 2.6920mi.  
**Total Laps** 289  
**Total Distance Covered** 777.9962mi.

### Session Fastest Lap History

NO	CL	NAME	LAP TIME	TIME OF DAY	LAP	VEHICLE
23	1	Simon CLARK	1:57.103	16:18:05.465	1	Porsche Cayman S
23	1	Simon CLARK	1:51.843	16:19:57.308	2	Porsche Cayman S
23	1	Simon CLARK	1:51.211	16:31:33.785	7	Porsche Cayman S
44	1	Jake MCALEER	1:50.973	16:35:17.617	9	Porsche Cayman S

### Session Leader History

NO	CL	NAME	FROM LAP	LAPS LED	DISTANCE	VEHICLE
23	1	Simon CLARK	1	10	26.92 miles	Porsche Cayman S

### Flag History

TYPE	TIME OF DAY
GREEN	16:16:08.334
SAFETY	16:22:16.123
GREEN	16:29:42.010
FINISH	16:37:07.966

### Flag Statistics

TYPE	COUNT	TOTAL LAPS	TOTAL TIME
Green	2	8	20:11.783
Red	0	0	0.000
Safety Car	1	2	7:25.887
FCY	0	0	0.000

# Petro-Canada Lubricants Porsche Club Championship with Pirelli

## RACE 6 - STATISTICS

**CLASS : 1**

10 Starters

### Fastest Lap History

NO	NAME	LAP TIME	TIME OF DAY	LAP	VEHICLE
23	Simon CLARK	1:57.103	16:18:05.465	1	Porsche Cayman S
23	Simon CLARK	1:51.843	16:19:57.308	2	Porsche Cayman S
23	Simon CLARK	1:51.211	16:31:33.785	7	Porsche Cayman S
44	Jake MCALEER	1:50.973	16:35:17.617	9	Porsche Cayman S

### Leader History

NO	NAME	FROM LAP	LAPS LED	DISTANCE	VEHICLE
23	Simon CLARK	1	10	26.92 miles	Porsche Cayman S

# Petro-Canada Lubricants Porsche Club Championship with Pirelli

## RACE 6 - STATISTICS

CLASS : 2

12 Starters

### Fastest Lap History

NO	NAME	LAP TIME	TIME OF DAY	LAP	VEHICLE
25	Matthew KYLE-HENNEY	2:04.242	16:18:12.607	1	Porsche Boxster S
25	Matthew KYLE-HENNEY	1:55.701	16:20:08.308	2	Porsche Boxster S
25	Matthew KYLE-HENNEY	1:55.681	16:31:44.197	7	Porsche Boxster S
25	Matthew KYLE-HENNEY	1:54.792	16:33:38.989	8	Porsche Boxster S
17	Andy MUGGERIDGE	1:54.732	16:37:30.927	10	Porsche Boxster S

### Leader History

NO	NAME	FROM LAP	LAPS LED	DISTANCE	VEHICLE
25	Matthew KYLE-HENNEY	1	10	26.92 miles	Porsche Boxster S

Weather / Track : Bright / Dry

Results can be found at [www.tsl-timing.com](http://www.tsl-timing.com)

Page 3 of 4

Oulton Park International  
Circuit Length = 2.6920 miles  
Start: 16:16 Flag 16:37 End: 16:43

Printed - 16:45 Saturday, 03 July 2021

# Petro-Canada Lubricants Porsche Club Championship with Pirelli

## RACE 6 - STATISTICS

CLASS : 3

8 Starters

### Fastest Lap History

NO	NAME	LAP TIME	TIME OF DAY	LAP	VEHICLE
78	Richard FORBER	<b>2:11.342</b>	16:18:19.687	1	Porsche Boxster S
78	Richard FORBER	<b>1:59.157</b>	16:20:18.843	2	Porsche Boxster S
32	William HESLOP	<b>1:58.579</b>	16:22:21.742	3	Porsche Boxster S
78	Richard FORBER	<b>1:57.455</b>	16:31:51.176	7	Porsche Boxster S
78	Richard FORBER	<b>1:57.209</b>	16:37:44.899	10	Porsche Boxster S

### Leader History

NO	NAME	FROM LAP	LAPS LED	DISTANCE	VEHICLE
78	Richard FORBER	1	10	26.92 miles	Porsche Boxster S

Weather / Track : Bright / Dry

Results can be found at [www.tsl-timing.com](http://www.tsl-timing.com)

Page 4 of 4

Oulton Park International  
Circuit Length = 2.6920 miles  
Start: 16:16 Flag 16:37 End: 16:43

Printed - 16:45 Saturday, 03 July 2021