



**Porsche Club**  
Motorsport



**Snetterton 300**  
**October 7<sup>th</sup> 2023**  
**Results**

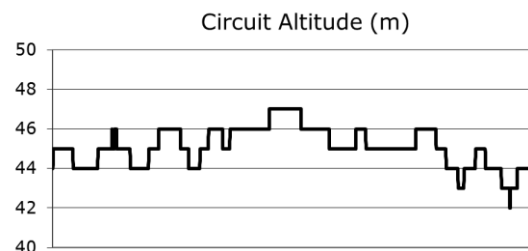
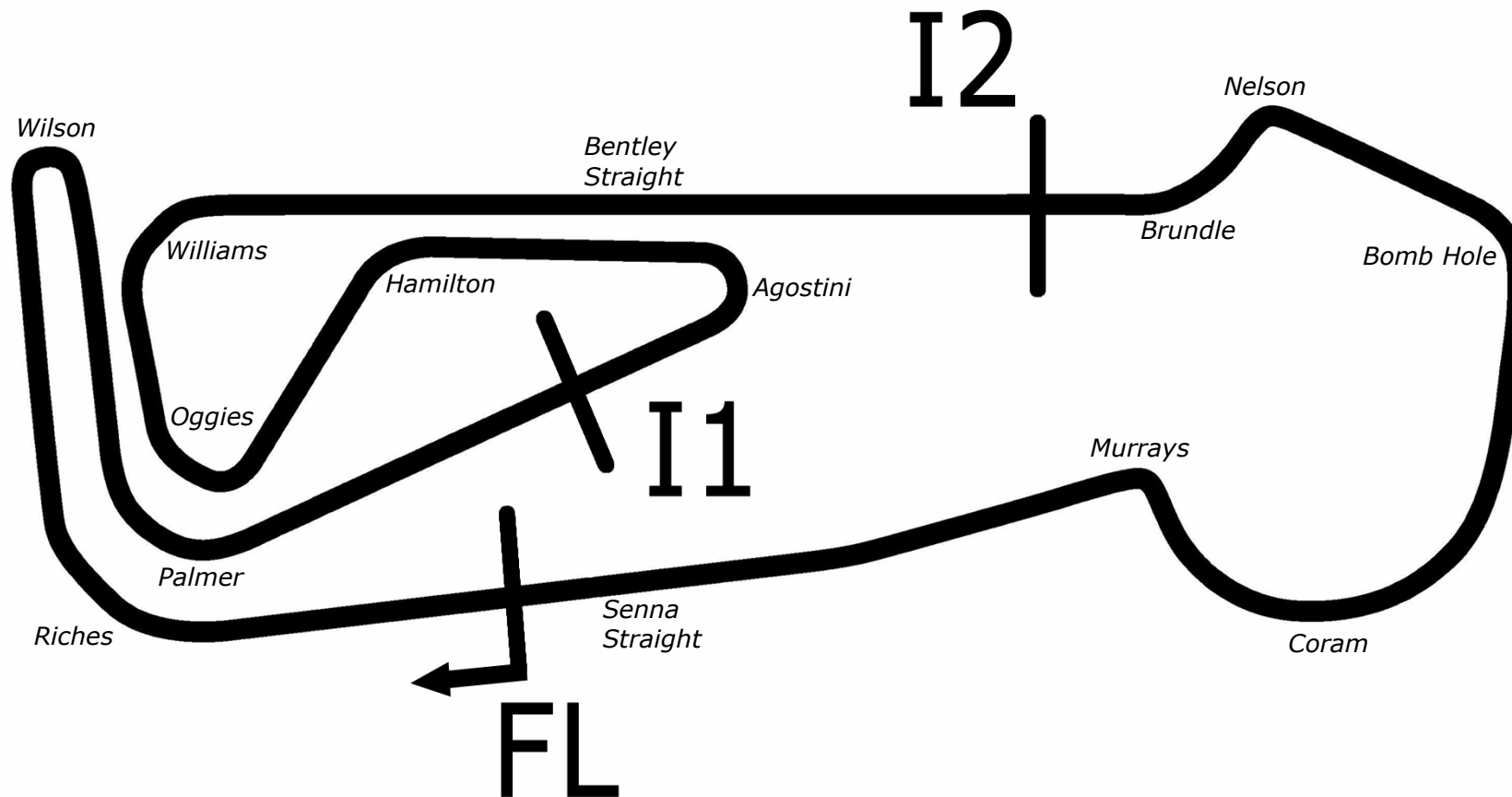


# Snetterton 300



SPORTS TIMING

TIMING SOLUTIONS LTD



Length	2.9689 miles	4778.0 m	
FL		52.46340 N	0.94476 E
I1	1545m	52.46487 N	0.94466 E
I2	3198m	52.46617 N	0.94964 E
Pit Entry	4572m	52.46364 N	0.94774 E
Pit Exit	40m after FL	52.46338 N	0.94420 E
Pit Entry-Pit Exit 246m, 17.7s @50kph, 14.7s @60kph			

All results available at [www.tsl-timing.com](http://www.tsl-timing.com)

# Porsche Club Championship with Pirelli

## QUALIFYING - RACE 8 - 2ND FASTEST CLASSIFICATION

POS	NO	CL	PIC NAME	ENTRY	TIME	ON	LAPS	GAP	DIFF	MPH
1	80	1	1 Bill CALEY	Porsche Cayman	2:03.713	9	10			86.39
2	14	1	2 Mark MCALEER	Porsche 997	2:04.038	4	10	0.325	0.325	86.16
3	11	1	3 James CALEY	Porsche 997	2:04.058	9	10	0.345	0.020	86.15
4	2	1	4 Peter MORRIS	Porsche 997	2:05.848	9	10	2.135	1.790	84.92
5	9	1	5 Chris DYER	Porsche Cayman	2:06.359	9	10	2.646	0.511	84.58
6	74	1	6 Jim BRYAN	Porsche 996	2:07.967	5	9	4.254	1.608	83.52
7	22	1	7 Peter EVANS	Porsche 996	2:08.071	3	10	4.358	0.104	83.45
8	88	2	1 Paul SIMPSON	Porsche Boxster S	2:08.560	8	10	4.847	0.489	83.13
9	69	2	2 Oliver CHATHAM	Porsche Boxster S	2:09.242	5	9	5.529	0.682	82.69
10	4	1	8 Andy TOON	Porsche Cayman	2:09.875	9	9	6.162	0.633	82.29
11	52	2	3 Darren LABBETT	Porsche Boxster S	2:09.975	5	10	6.262	0.100	82.23
12	24	2	4 Carl HAZELTON	Porsche Boxster S	2:10.848	9	10	7.135	0.873	81.68
13	10*	2	5 Julian MORRIS	Porsche Boxster S	2:11.006	6	8	7.293	0.158	81.58
14	70	2	6 Angus ARCHER	Porsche Boxster S	2:11.652	5	9	7.939	0.646	81.18
15	45	1	9 Paul SEAGRAVE	Porsche996	2:12.119	4	5	8.406	0.467	80.89
16	5	2	7 Brian RICHARDSON	Porsche Boxster S	2:15.929	9	9	12.216	3.810	78.62
17	89	1	10 Tom ATHERTON	Porsche Cayman	2:20.632	2	7	16.919	4.703	76.00

\*Car 10 requires a working transponder - Regulation Q12.8.1 refers.

Weather / Track : Bright / Dry

These results are provisional until the conclusion of any judicial and technical matters.

Snetterton 300: 2.9689 miles

Date: 07/10/2023 Start: 10:57 Finish: 11:23

Clerk Of Course : Andy Stevens

Stewards :

Timekeeper : Nick Palmer

**Porsche Club Championship with Pirelli**  
**QUALIFYING - RACE 4 - CLASSIFICATION**

POS	NO	CL	PIC NAME	ENTRY	TIME	ON	LAPS	GAP	DIFF	MPH
1	80	1	1 Bill CALEY	Porsche Cayman	2:03.595	10	10			86.47
2	14	1	2 Mark MCALEER	Porsche 997	2:03.881	5	10	0.286	0.286	86.27
3	11	1	3 James CALEY	Porsche 997	2:03.922	10	10	0.327	0.041	86.24
4	2	1	4 Peter MORRIS	Porsche 997	2:05.178	10	10	1.583	1.256	85.38
5	9	1	5 Chris DYER	Porsche Cayman	2:05.865	5	10	2.270	0.687	84.91
6	74	1	6 Jim BRYAN	Porsche 996	2:06.956	9	9	3.361	1.091	84.18
7	22	1	7 Peter EVANS	Porsche 996	2:07.645	8	10	4.050	0.689	83.73
8	88	2	1 Paul SIMPSON	Porsche Boxster S	2:08.011	9	10	4.416	0.366	83.49
9	69	2	2 Oliver CHATHAM	Porsche Boxster S	2:08.026	9	9	4.431	0.015	83.48
10	4	1	8 Andy TOON	Porsche Cayman	2:09.175	3	9	5.580	1.149	82.74
11	24	2	3 Carl HAZELTON	Porsche Boxster S	2:09.803	10	10	6.208	0.628	82.34
12	52	2	4 Darren LABBETT	Porsche Boxster S	2:09.830	10	10	6.235	0.027	82.32
13	10*	2	5 Julian MORRIS	Porsche Boxster S	2:09.938	8	8	6.343	0.108	82.25
14	70	2	6 Angus ARCHER	Porsche Boxster S	2:11.118	9	9	7.523	1.180	81.51
15	45	1	9 Paul SEAGRAVE	Porsche996	2:11.921	5	5	8.326	0.803	81.01
16	5	2	7 Brian RICHARDSON	Porsche Boxster S	2:15.254	8	9	11.659	3.333	79.02
17	89	1	10 Tom ATHERTON	Porsche Cayman	2:18.098	7	7	14.503	2.844	77.39

\*Car 10 requires a working transponder - Regulation Q12.8.1 refers.

Weather / Track : Bright / Dry

These results are provisional until the conclusion of any judicial and technical matters.

Snetterton 300: 2.9689 miles

Date: 07/10/2023 Start: 10:57 Finish: 11:23

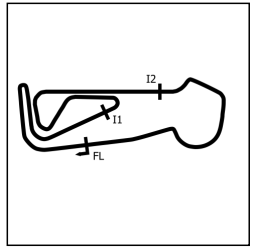
Clerk Of Course : Andy Stevens

Stewards :

Timekeeper : Nick Palmer

# Porsche Club Championship with Pirelli

## QUALIFYING - RACE 4 - SECTOR ANALYSIS



SECTOR 1 = FL to I1, SECTOR 2 = I1 to I2, SECTOR 3 = I2 to FL, DIFF = Difference To Personal Best Lap, P = Crossed Finish Line in Pit Lane, D = Time Disallowed

P1 80 1		Bill CALEY		Porsche Cayman			
IDEAL LAP TIME : 2:03.431		BEST LAP TIME : 2:03.595		DIFFERENCE : 0.164			
LAP	SECTOR 1	SECTOR 2	SECTOR 3	LAP TIME	MPH	DIFF	TIME OF DAY
1 -	OUTLAP	56.341	48.059	2:38.319	67.50	34.724	11:00:22.916
2 -	39.724	44.445	42.517	2:06.686	84.36	3.091	11:02:29.602
3 -	40.272	46.081	43.484	2:09.837	82.31	6.242	11:04:39.439
4 -	<b>38.725</b>	43.931	41.513	2:04.169	86.07	0.574	11:06:43.608
5 -	39.001	50.723	IN PIT	3:05.634	<b>P</b> 57.57	1:02.039	11:09:49.242
6 -	OUTLAP	57.593	IN PIT	7:16.329	<b>P</b> 24.49	5:12.734	11:17:05.571
7 -	OUTLAP	45.247	43.094	2:14.165	79.66	10.570	11:19:19.736
8 -	39.021	44.169	<b>41.100</b>	2:04.290	85.99	0.695	11:21:24.026
9 -	38.819	43.739	41.155	2:03.713	(2) 86.39	0.118	11:23:27.739
10 -	38.785	<b>43.606</b>	41.204	<b>2:03.595</b>	(1) <b>86.47</b>		<b>11:25:31.334</b>

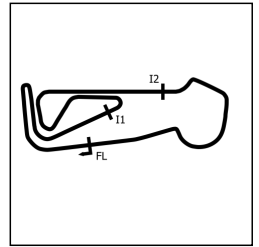
P2 14 1		Mark MCALEER		Porsche 997			
IDEAL LAP TIME : 2:03.714		BEST LAP TIME : 2:03.881		DIFFERENCE : 0.167			
LAP	SECTOR 1	SECTOR 2	SECTOR 3	LAP TIME	MPH	DIFF	TIME OF DAY
1 -	OUTLAP	52.126	49.641	2:34.134	69.34	30.253	11:00:05.493
2 -	43.089	47.355	44.581	2:15.025	79.15	11.144	11:02:20.518
3 -	39.492	44.142	41.993	2:05.627	85.07	1.746	11:04:26.145
4 -	<b>38.822</b>	43.700	41.516	2:04.038	(2) 86.16	0.157	11:06:30.183
5 -	38.989	<b>43.407</b>	<b>41.485</b>	<b>2:03.881</b>	(1) <b>86.27</b>		<b>11:08:34.064</b>
6 -	41.356	48.077	IN PIT	8:25.123	<b>P</b> 21.15	6:21.242	11:16:59.187
7 -	OUTLAP	49.278	43.517	2:25.823	73.29	21.942	11:19:25.010
8 -	39.107	43.510	41.678	2:04.295	(3) 85.98	0.414	11:21:29.305
9 -	40.224	44.467	44.967	2:09.658	82.43	5.777	11:23:38.963
10 -	39.791	44.219	42.691	2:06.701	84.35	2.820	11:25:45.664

P3 11 1		James CALEY		Porsche 997			
IDEAL LAP TIME : 2:03.678		BEST LAP TIME : 2:03.922		DIFFERENCE : 0.244			
LAP	SECTOR 1	SECTOR 2	SECTOR 3	LAP TIME	MPH	DIFF	TIME OF DAY
1 -	OUTLAP	54.858	49.838	2:38.166	67.57	34.244	11:00:25.342
2 -	48.796	58.690	46.004	2:33.490	69.63	29.568	11:02:58.832
3 -	39.737	43.925	<b>41.297</b>	2:04.959	85.53	1.037	11:05:03.791
4 -	39.341	43.735	44.462	2:07.538	83.80	3.616	11:07:11.329
5 -	39.258	<b>43.732</b>	41.447	2:04.437	85.89	0.515	11:09:15.766
6 -	39.235	52.735	IN PIT	7:45.362	<b>P</b> 22.96	5:41.440	11:17:01.128
7 -	OUTLAP	45.162	42.436	2:15.530	78.86	11.608	11:19:16.658
8 -	38.962	43.735	41.616	2:04.313	(3) 85.97	0.391	11:21:20.971
9 -	<b>38.649</b>	43.988	41.421	2:04.058	(2) 86.15	0.136	11:23:25.029
10 -	38.788	43.738	41.396	<b>2:03.922</b>	(1) <b>86.24</b>		<b>11:25:28.951</b>

P4 2 1		Peter MORRIS		Porsche 997			
IDEAL LAP TIME : 2:04.934		BEST LAP TIME : 2:05.178		DIFFERENCE : 0.244			
LAP	SECTOR 1	SECTOR 2	SECTOR 3	LAP TIME	MPH	DIFF	TIME OF DAY
1 -	OUTLAP	52.754	47.389	2:34.331	69.25	29.153	11:00:26.041
2 -	42.537	47.399	44.793	2:14.729	79.33	9.551	11:02:40.770
3 -	39.358	44.785	<b>41.768</b>	2:05.911	(3) 84.88	0.733	11:04:46.681
4 -	39.612	44.551	42.834	2:06.997	84.16	1.819	11:06:53.678
5 -	40.393	45.489	43.507	2:09.389	82.60	4.211	11:09:03.067
6 -	39.149	46.049	IN PIT	8:05.517	<b>P</b> 22.01	6:00.339	11:17:08.584
7 -	OUTLAP	46.747	43.421	2:14.126	79.68	8.948	11:19:22.710
8 -	39.229	44.443	42.475	2:06.147	84.72	0.969	11:21:28.857
9 -	39.255	44.413	42.180	2:05.848	(2) 84.92	0.670	11:23:34.705
10 -	<b>38.811</b>	<b>44.355</b>	42.012	<b>2:05.178</b>	(1) <b>85.38</b>		<b>11:25:39.883</b>

# Porsche Club Championship with Pirelli

## QUALIFYING - RACE 4 - SECTOR ANALYSIS



SECTOR 1 = FL to I1, SECTOR 2 = I1 to I2, SECTOR 3 = I2 to FL, DIFF = Difference To Personal Best Lap, P = Crossed Finish Line in Pit Lane, D = Time Disallowed

P5		9 1		Chris DYER		Porsche Cayman	
IDEAL LAP TIME : 2:05.463		BEST LAP TIME : 2:05.865		DIFFERENCE : 0.402			
LAP	SECTOR 1	SECTOR 2	SECTOR 3	LAP TIME	MPH	DIFF	TIME OF DAY
1 -	OUTLAP	52.905	48.070	2:33.441	69.65	27.576	11:00:23.955
2 -	41.292	45.387	43.262	2:09.941	82.25	4.076	11:02:33.896
3 -	40.244	44.686	42.515	2:07.445	83.86	1.580	11:04:41.341
4 -	40.398	44.409	41.698	2:06.505 (3)	84.48	0.640	11:06:47.846
5 -	40.033	<b>44.240</b>	<b>41.592</b>	<b>2:05.865 (1)</b>	<b>84.91</b>		<b>11:08:53.711</b>
6 -	<b>39.631</b>	45.643	IN PIT	8:17.400 P	21.48	6:11.535	11:17:11.111
7 -	OUTLAP	46.176	43.633	2:15.898	78.64	10.033	11:19:27.009
8 -	40.570	44.673	41.868	2:07.111	84.08	1.246	11:21:34.120
9 -	39.837	44.904	41.618	2:06.359 (2)	84.58	0.494	11:23:40.479
10 -	39.815	44.496	42.425	2:06.736	84.33	0.871	11:25:47.215

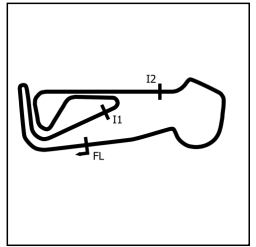
P6		74 1		Jim BRYAN		Porsche 996	
IDEAL LAP TIME : 2:06.815		BEST LAP TIME : 2:06.956		DIFFERENCE : 0.141			
LAP	SECTOR 1	SECTOR 2	SECTOR 3	LAP TIME	MPH	DIFF	TIME OF DAY
1 -	OUTLAP	52.013	49.965	2:31.287	70.64	24.331	11:00:09.876
2 -	42.460	46.279	44.039	2:12.778	80.49	5.822	11:02:22.654
3 -	40.944	45.381	43.368	2:09.693	82.41	2.737	11:04:32.347
4 -	40.452	44.833	43.308	2:08.593	83.11	1.637	11:06:40.940
5 -	39.637	45.239	43.091	2:07.967 (2)	83.52	1.011	11:08:48.907
6 -	<b>39.601</b>	45.035	IN PIT	8:46.919 P	20.28	6:39.963	11:17:35.826
7 -	OUTLAP	47.370	48.632	2:21.739	75.40	14.783	11:19:57.565
8 -	39.926	45.186	43.425	2:08.537 (3)	83.15	1.581	11:22:06.102
9 -	39.742	<b>44.508</b>	<b>42.706</b>	<b>2:06.956 (1)</b>	<b>84.18</b>		<b>11:24:13.058</b>

P7		22 1		Peter EVANS		Porsche 996	
IDEAL LAP TIME : 2:07.324		BEST LAP TIME : 2:07.645		DIFFERENCE : 0.321			
LAP	SECTOR 1	SECTOR 2	SECTOR 3	LAP TIME	MPH	DIFF	TIME OF DAY
1 -	OUTLAP	51.318	50.886	2:33.862	69.46	26.217	11:00:11.585
2 -	42.084	46.504	44.579	2:13.167	80.26	5.522	11:02:24.752
3 -	39.856	45.135	43.080	2:08.071 (2)	83.45	0.426	11:04:32.823
4 -	40.837	45.610	<b>42.726</b>	2:09.173 (3)	82.74	1.528	11:06:41.996
5 -	40.268	45.756	43.468	2:09.492	82.53	1.847	11:08:51.488
6 -	39.940	45.566	IN PIT	8:11.478 P	21.74	6:03.833	11:17:02.966
7 -	OUTLAP	46.520	43.908	2:18.002	77.44	10.357	11:19:20.968
8 -	<b>39.810</b>	44.959	42.876	<b>2:07.645 (1)</b>	<b>83.73</b>		<b>11:21:28.613</b>
9 -	40.634	<b>44.788</b>	44.728	2:10.150	82.12	2.505	11:23:38.763
10 -	40.681	45.012	43.712	2:09.405	82.59	1.760	11:25:48.168

P8		88 2		Paul SIMPSON		Porsche Boxster S	
IDEAL LAP TIME : 2:07.975		BEST LAP TIME : 2:08.011		DIFFERENCE : 0.036			
LAP	SECTOR 1	SECTOR 2	SECTOR 3	LAP TIME	MPH	DIFF	TIME OF DAY
1 -	OUTLAP	55.385	50.337	2:38.731	67.33	30.720	11:00:27.444
2 -	42.663	47.706	45.144	2:15.513	78.87	7.502	11:02:42.957
3 -	40.880	46.698	43.717	2:11.295	81.40	3.284	11:04:54.252
4 -	40.901	45.914	42.702	2:09.517 (3)	82.52	1.506	11:07:03.769
5 -	40.509	45.675	43.455	2:09.639	82.44	1.628	11:09:13.408
6 -	40.947	54.014	IN PIT	7:51.298 P	22.67	5:43.287	11:17:04.706
7 -	OUTLAP	46.671	45.123	2:19.055	76.86	11.044	11:19:23.761
8 -	<b>40.247</b>	45.683	42.630	2:08.560 (2)	83.13	0.549	11:21:32.321
9 -	40.283	<b>45.256</b>	<b>42.472</b>	<b>2:08.011 (1)</b>	<b>83.49</b>		<b>11:23:40.332</b>
10 -	42.728	47.586	44.805	2:15.119	79.10	7.108	11:25:55.451

# Porsche Club Championship with Pirelli

## QUALIFYING - RACE 4 - SECTOR ANALYSIS



SECTOR 1 = FL to I1, SECTOR 2 = I1 to I2, SECTOR 3 = I2 to FL, DIFF = Difference To Personal Best Lap, P = Crossed Finish Line in Pit Lane, D = Time Disallowed

P9		69 2		Oliver CHATHAM		Porsche Boxster S	
IDEAL LAP TIME : 2:08.026		BEST LAP TIME : 2:08.026		DIFFERENCE : 0.000			
LAP	SECTOR 1	SECTOR 2	SECTOR 3	LAP TIME	MPH	DIFF	TIME OF DAY
1 -	OUTLAP	50.663	50.181	2:30.518	71.00	22.492	11:00:06.755
2 -	42.219	48.149	44.314	2:14.682	79.35	6.656	11:02:21.437
3 -	40.408	46.017	43.845	2:10.270	82.04	2.244	11:04:31.707
4 -	41.651	47.135	43.253	2:12.039	80.94	4.013	11:06:43.746
5 -	40.538	45.508	43.196	2:09.242 (2)	82.69	1.216	11:08:52.988
6 -	41.642	48.521	IN PIT	8:45.314 P	20.34	6:37.288	11:17:38.302
7 -	OUTLAP	52.468	46.712	2:24.528	73.95	16.502	11:20:02.830
8 -	40.579	45.461	43.208	2:09.248 (3)	82.69	1.222	11:22:12.078
9 -	<b>40.308</b>	<b>45.110</b>	<b>42.608</b>	<b>2:08.026 (1)</b>	<b>83.48</b>		<b>11:24:20.104</b>

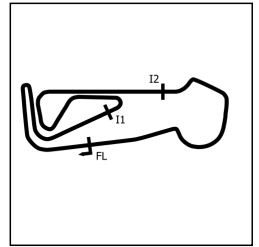
P10		4 1		Andy TOON		Porsche Cayman	
IDEAL LAP TIME : 2:09.104		BEST LAP TIME : 2:09.175		DIFFERENCE : 0.071			
LAP	SECTOR 1	SECTOR 2	SECTOR 3	LAP TIME	MPH	DIFF	TIME OF DAY
1 -	OUTLAP	54.130	46.768	2:34.538	69.16	25.363	11:00:27.993
2 -	43.231	51.869	46.927	2:22.027	75.25	12.852	11:02:50.020
3 -	<b>40.568</b>	<b>45.068</b>	43.539	<b>2:09.175 (1)</b>	<b>82.74</b>		<b>11:04:59.195</b>
4 -	41.025	45.278	44.434	2:10.737	81.75	1.562	11:07:09.932
5 -	41.589	45.532	43.558	2:10.679 (3)	81.78	1.504	11:09:20.611
6 -	42.737	54.323	IN PIT	7:52.812 P	22.60	5:43.637	11:17:13.423
7 -	OUTLAP	50.515	47.385	2:28.403	72.02	19.228	11:19:41.826
8 -	41.310	46.199	43.527	2:11.036	81.56	1.861	11:21:52.862
9 -	41.116	45.291	<b>43.468</b>	2:09.875 (2)	82.29	0.700	11:24:02.737

P11		24 2		Carl HAZELTON		Porsche Boxster S	
IDEAL LAP TIME : 2:09.803		BEST LAP TIME : 2:09.803		DIFFERENCE : 0.000			
LAP	SECTOR 1	SECTOR 2	SECTOR 3	LAP TIME	MPH	DIFF	TIME OF DAY
1 -	OUTLAP	52.979	51.560	2:37.892	67.69	28.089	11:00:11.450
2 -	44.104	47.361	45.292	2:16.757	78.15	6.954	11:02:28.207
3 -	41.653	47.369	44.980	2:14.002	79.76	4.199	11:04:42.209
4 -	41.164	45.883	44.280	2:11.327	81.38	1.524	11:06:53.536
5 -	41.498	46.563	44.262	2:12.323	80.77	2.520	11:09:05.859
6 -	41.004	46.185	IN PIT	8:00.803 P	22.22	5:51.000	11:17:06.662
7 -	OUTLAP	48.998	44.186	2:20.209	76.22	10.406	11:19:26.871
8 -	41.369	45.704	44.223	2:11.296 (3)	81.40	1.493	11:21:38.167
9 -	41.326	45.889	43.633	2:10.848 (2)	81.68	1.045	11:23:49.015
10 -	<b>40.513</b>	<b>45.677</b>	<b>43.613</b>	<b>2:09.803 (1)</b>	<b>82.34</b>		<b>11:25:58.818</b>

P12		52 2		Darren LABBETT		Porsche Boxster S	
IDEAL LAP TIME : 2:09.440		BEST LAP TIME : 2:09.830		DIFFERENCE : 0.390			
LAP	SECTOR 1	SECTOR 2	SECTOR 3	LAP TIME	MPH	DIFF	TIME OF DAY
1 -	OUTLAP	49.787	46.815	2:27.007	72.70	17.177	10:59:56.106
2 -	42.161	46.504	43.958	2:12.623	80.58	2.793	11:02:08.729
3 -	41.083	46.117	43.733	2:10.933	81.63	1.103	11:04:19.662
4 -	41.138	45.852	43.737	2:10.727	81.75	0.897	11:06:30.389
5 -	40.989	45.501	43.485	2:09.975 (2)	82.23	0.145	11:08:40.364
6 -	40.664	<b>45.484</b>	IN PIT	8:22.020 P	21.29	6:12.190	11:17:02.384
7 -	OUTLAP	49.402	46.133	2:26.482	72.96	16.652	11:19:28.866
8 -	40.936	45.873	<b>43.473</b>	2:10.282 (3)	82.03	0.452	11:21:39.148
9 -	40.740	45.912	43.694	2:10.346	81.99	0.516	11:23:49.494
10 -	<b>40.483</b>	45.702	43.645	<b>2:09.830 (1)</b>	<b>82.32</b>		<b>11:25:59.324</b>

# Porsche Club Championship with Pirelli

## QUALIFYING - RACE 4 - SECTOR ANALYSIS



SECTOR 1 = FL to I1, SECTOR 2 = I1 to I2, SECTOR 3 = I2 to FL, DIFF = Difference To Personal Best Lap, P = Crossed Finish Line in Pit Lane, D = Time Disallowed

P13 10 2		Julian MORRIS		Porsche Boxster S			
IDEAL LAP TIME :		BEST LAP TIME : 2:09.938		DIFFERENCE :			
LAP	SECTOR 1	SECTOR 2	SECTOR 3	LAP TIME	MPH	DIFF	TIME OF DAY
1 -				2:16.981	78.02	7.043	11:02:29.118
2 -				2:13.949	79.79	4.011	11:04:43.067
3 -				2:12.463	80.68	2.525	11:06:55.530
4 -				2:12.929	80.40	2.991	11:09:08.459
5 -				10:20.688	17.21	8:10.750	11:19:29.147
6 -				2:11.006 (2)	81.58	1.068	11:21:40.153
7 -				2:11.033 (3)	81.56	1.095	11:23:51.186
8 -				<b>2:09.938 (1)</b>	<b>82.25</b>		<b>11:26:01.124</b>

P14 70 2		Angus ARCHER		Porsche Boxster S			
IDEAL LAP TIME : 2:11.048		BEST LAP TIME : 2:11.118		DIFFERENCE : 0.070			
LAP	SECTOR 1	SECTOR 2	SECTOR 3	LAP TIME	MPH	DIFF	TIME OF DAY
1 -	OUTLAP	52.125	50.480	2:33.384	69.68	22.266	11:00:13.265
2 -	43.346	47.918	48.787	2:20.051	76.31	8.933	11:02:33.316
3 -	42.291	47.210	44.249	2:13.750	79.91	2.632	11:04:47.066
4 -	42.058	46.416	43.883	2:12.357	80.75	1.239	11:06:59.423
5 -	41.642	46.339	43.671	2:11.652 (2)	81.18	0.534	11:09:11.075
6 -	47.384	54.828	IN PIT	8:07.008 P	21.94	5:55.890	11:17:18.083
7 -	OUTLAP	49.624	49.274	2:26.380	73.01	15.262	11:19:44.463
8 -	41.675	<b>46.081</b>	44.471	2:12.227 (3)	80.83	1.109	11:21:56.690
9 -	<b>41.473</b>	46.151	<b>43.494</b>	<b>2:11.118 (1)</b>	<b>81.51</b>		<b>11:24:07.808</b>

P15 45 1		Paul SEAGRAVE		Porsche996			
IDEAL LAP TIME : 2:10.827		BEST LAP TIME : 2:11.921		DIFFERENCE : 1.094			
LAP	SECTOR 1	SECTOR 2	SECTOR 3	LAP TIME	MPH	DIFF	TIME OF DAY
1 -	OUTLAP	52.842	50.317	2:37.293	67.95	25.372	11:00:09.478
2 -	43.711	47.222	46.344	2:17.277	77.85	5.356	11:02:26.755
3 -	41.925	47.675	44.314	2:13.914 (3)	79.81	1.993	11:04:40.669
4 -	41.897	<b>45.958</b>	44.264	2:12.119 (2)	80.89	0.198	11:06:52.788
5 -	<b>40.880</b>	47.052	<b>43.989</b>	<b>2:11.921 (1)</b>	<b>81.01</b>		<b>11:09:04.709</b>

P16 5 2		Brian RICHARDSON		Porsche Boxster S			
IDEAL LAP TIME : 2:14.859		BEST LAP TIME : 2:15.254		DIFFERENCE : 0.395			
LAP	SECTOR 1	SECTOR 2	SECTOR 3	LAP TIME	MPH	DIFF	TIME OF DAY
1 -	OUTLAP	54.112	49.586	2:37.239	67.97	21.985	11:00:31.691
2 -	43.361	49.176	47.263	2:19.800	76.45	4.546	11:02:51.491
3 -	42.846	47.800	46.878	2:17.524	77.71	2.270	11:05:09.015
4 -	42.494	48.037	46.193	2:16.724 (3)	78.17	1.470	11:07:25.739
5 -	42.892	48.037	46.201	2:17.130	77.94	1.876	11:09:42.869
6 -	47.656	1:00.559	IN PIT	7:33.958 P	23.54	5:18.704	11:17:16.827
7 -	OUTLAP	51.150	48.826	2:29.542	71.47	14.288	11:19:46.369
8 -	42.386	47.299	<b>45.569</b>	<b>2:15.254 (1)</b>	<b>79.02</b>		<b>11:22:01.623</b>
9 -	<b>42.058</b>	<b>47.232</b>	46.639	2:15.929 (2)	78.62	0.675	11:24:17.552

P17 89 1		Tom ATHERTON		Porsche Cayman			
IDEAL LAP TIME : 2:17.530		BEST LAP TIME : 2:18.098		DIFFERENCE : 0.568			
LAP	SECTOR 1	SECTOR 2	SECTOR 3	LAP TIME	MPH	DIFF	TIME OF DAY
1 -	OUTLAP	51.890	50.682	2:32.571	70.05	14.473	11:00:14.199
2 -	43.793	48.234	48.605	2:20.632 (2)	76.00	2.534	11:02:34.831
3 -	44.320	49.739	47.958	2:22.017 (3)	75.25	3.919	11:04:56.848
4 -	43.702	49.557	IN PIT	3:17.852 P	54.02	59.754	11:08:14.700
5 -	OUTLAP	49.361	IN PIT	8:57.299 P	19.89	6:39.201	11:17:11.999
6 -	OUTLAP	<b>48.093</b>	<b>46.165</b>	2:21.754	75.39	3.656	11:19:33.753
7 -	<b>43.272</b>	48.165	46.661	<b>2:18.098 (1)</b>	<b>77.39</b>		<b>11:21:51.851</b>



# Porsche Club Championship with Pirelli

## QUALIFYING - RACE 4 - BEST SECTORS

SECTOR 1			SECTOR 2			SECTOR 3			IDEAL / BEST COMPARISON						
POS	NO	NAME	TIME	NO	NAME	TIME	NO	NAME	TIME	POS	NO	NAME	IDEAL	BEST	DIFF
													<b>PERFECT LAP</b>	<b>2:03.156</b>	
1	11	CALEY	38.649	14	MCALÉER	43.407	80	CALEY	41.100	1	80	CALEY	2:03.431	2:03.595	0.164
2	80	CALEY	38.725	80	CALEY	43.606	11	CALEY	41.297	2	11	CALEY	2:03.678	2:03.922	0.244
3	2	MORRIS	38.811	11	CALEY	43.732	14	MCALÉER	41.485	3	14	MCALÉER	2:03.714	2:03.881	0.167
4	14	MCALÉER	38.822	9	DYER	44.240	9	DYER	41.592	4	2	MORRIS	2:04.934	2:05.178	0.244
5	74	BRYAN	39.601	2	MORRIS	44.355	2	MORRIS	41.768	5	9	DYER	2:05.463	2:05.865	0.402
6	9	DYER	39.631	74	BRYAN	44.508	88	SIMPSON	42.472	6	74	BRYAN	2:06.815	2:06.956	0.141
7	22	EVANS	39.810	22	EVANS	44.788	69	CHATHAM	42.608	7	22	EVANS	2:07.324	2:07.645	0.321
8	88	SIMPSON	40.247	4	TOON	45.068	74	BRYAN	42.706	8	88	SIMPSON	2:07.975	2:08.011	0.036
9	69	CHATHAM	40.308	69	CHATHAM	45.110	22	EVANS	42.726	9	69	CHATHAM	2:08.026	2:08.026	0.000
10	52	LABBETT	40.483	88	SIMPSON	45.256	4	TOON	43.468	10	4	TOON	2:09.104	2:09.175	0.071
11	24	HAZELTON	40.513	52	LABBETT	45.484	52	LABBETT	43.473	11	52	LABBETT	2:09.440	2:09.830	0.390
12	4	TOON	40.568	24	HAZELTON	45.677	70	ARCHER	43.494	12	24	HAZELTON	2:09.803	2:09.803	0.000
13	45	SEAGRAVE	40.880	45	SEAGRAVE	45.958	24	HAZELTON	43.613	13	45	SEAGRAVE	2:10.827	2:11.921	1.094
14	70	ARCHER	41.473	70	ARCHER	46.081	45	SEAGRAVE	43.989	14	70	ARCHER	2:11.048	2:11.118	0.070
15	5	RICHARDSON	42.058	5	RICHARDSON	47.232	5	RICHARDSON	45.569	15	5	RICHARDSON	2:14.859	2:15.254	0.395
16	89	ATHERTON	43.272	89	ATHERTON	48.093	89	ATHERTON	46.165	16	89	ATHERTON	2:17.530	2:18.098	0.568
17										17	10	MORRIS		2:09.938	

# Porsche Club Championship with Pirelli

## QUALIFYING - RACE 4 - STATISTICS

**Competitors Started** 17  
**Planned Start** 2023-10-07 @ 10:55:00.000  
**Actual Start** 2023-10-07 @ 10:57:23.273  
**Finish Time** 2023-10-07 @ 11:23:53.913  
**Track Length** 2.9689mi.  
**Total Laps** 155  
**Total Distance Covered** 460.1812mi.

### Session Fastest Lap History

NO	CL	NAME	LAP TIME	TIME OF DAY	LAP	VEHICLE
52	2	Darren LABBETT	<b>2:12.623</b>	11:02:08.736	2	Porsche Boxster S
80	1	Bill CALEY	<b>2:06.686</b>	11:02:29.617	2	Porsche Cayman
14	1	Mark MCALEER	<b>2:05.627</b>	11:04:26.165	3	Porsche 997
11	1	James CALEY	<b>2:04.959</b>	11:05:03.808	3	Porsche 997
14	1	Mark MCALEER	<b>2:04.038</b>	11:06:30.204	4	Porsche 997
14	1	Mark MCALEER	<b>2:03.881</b>	11:08:34.085	5	Porsche 997
80	1	Bill CALEY	<b>2:03.713</b>	11:23:27.753	9	Porsche Cayman
80	1	Bill CALEY	<b>2:03.595</b>	11:25:31.349	10	Porsche Cayman

### Flag History

TYPE	TIME OF DAY
GREEN	10:57:23.273
RED	11:10:08.231
GREEN	11:16:53.093
FINISH	11:23:53.913

### Flag Statistics

TYPE	COUNT	TOTAL LAPS	TOTAL TIME
Green	2	10	22:05.752
Red	1	0	6:44.861
Safety Car	0	0	0.000
FCY	0	0	0.000

# Porsche Club Championship with Pirelli

## QUALIFYING - RACE 4 - STATISTICS

CLASS : 1

10 Starters

### Fastest Lap History

NO	NAME	LAP TIME	TIME OF DAY	LAP	VEHICLE
14	Mark MCALEER	<b>2:15.025</b>	11:02:20.539	2	Porsche 997
74	Jim BRYAN	<b>2:12.778</b>	11:02:22.659	2	Porsche 996
80	Bill CALEY	<b>2:06.686</b>	11:02:29.617	2	Porsche Cayman
14	Mark MCALEER	<b>2:05.627</b>	11:04:26.165	3	Porsche 997
11	James CALEY	<b>2:04.959</b>	11:05:03.808	3	Porsche 997
14	Mark MCALEER	<b>2:04.038</b>	11:06:30.204	4	Porsche 997
14	Mark MCALEER	<b>2:03.881</b>	11:08:34.085	5	Porsche 997
80	Bill CALEY	<b>2:03.713</b>	11:23:27.753	9	Porsche Cayman
80	Bill CALEY	<b>2:03.595</b>	11:25:31.349	10	Porsche Cayman

# Porsche Club Championship with Pirelli

## QUALIFYING - RACE 4 - STATISTICS


CLASS : 2

7 Starters

### Fastest Lap History

NO	NAME	LAP TIME	TIME OF DAY	LAP	VEHICLE
52	Darren LABBETT	<b>2:12.623</b>	11:02:08.736	2	Porsche Boxster S
52	Darren LABBETT	<b>2:10.933</b>	11:04:19.669	3	Porsche Boxster S
69	Oliver CHATHAM	<b>2:10.270</b>	11:04:31.726	3	Porsche Boxster S
88	Paul SIMPSON	<b>2:09.517</b>	11:07:03.764	4	Porsche Boxster S
69	Oliver CHATHAM	<b>2:09.242</b>	11:08:53.008	5	Porsche Boxster S
88	Paul SIMPSON	<b>2:08.560</b>	11:21:32.317	8	Porsche Boxster S
88	Paul SIMPSON	<b>2:08.011</b>	11:23:40.328	9	Porsche Boxster S

**Porsche Club Championship with Pirelli**  
**RACE 4 - GRID (25 minutes)**

ROW 9	17	2:18.098	<b>89</b> Tom ATHERTON	
ROW 8		2:11.921	15 <b>45</b> Paul SEAGRAVE	16 2:15.254 <b>5</b> Brian RICHARDSON
ROW 7	13	2:09.938	<b>10</b> Julian MORRIS	14 2:11.118 <b>70</b> Angus ARCHER
ROW 6		2:09.803	11 <b>24</b> Carl HAZELTON	12 2:09.830 <b>52</b> Darren LABBETT
ROW 5	9	2:08.026	<b>69</b> Oliver CHATHAM	10 2:09.175 <b>4</b> Andy TOON
ROW 4		2:07.645	7 <b>22</b> Peter EVANS	8 2:08.011 <b>88</b> Paul SIMPSON
ROW 3	5	2:05.865	<b>9</b> Chris DYER	6 2:06.956 <b>74</b> Jim BRYAN
ROW 2		2:03.922	3 <b>11</b> James CALEY	4 2:05.178 <b>2</b> Peter MORRIS
ROW 1	1	2:03.595	<b>80</b> Bill CALEY	2 2:03.881 <b>14</b> Mark MCALEER
<b>Pole</b>				
				

Snetterton 300: 2.9689 miles


These results are provisional until the conclusion of any judicial and technical matters.

Clerk Of Course : Andy Stevens

Stewards :

Timekeeper : Nick Palmer

**Porsche Club Championship with Pirelli**  
**RACE 8 - GRID (25 minutes)**

ROW 9	17	2:20.632	<b>89</b> Tom ATHERTON	
ROW 8		2:12.119	15 <b>45</b> Paul SEAGRAVE	16 2:15.929 <b>5</b> Brian RICHARDSON
ROW 7	13	2:11.006	<b>10</b> Julian MORRIS	14 2:11.652 <b>70</b> Angus ARCHER
ROW 6		2:09.975	11 <b>52</b> Darren LABBETT	12 2:10.848 <b>24</b> Carl HAZELTON
ROW 5	9	2:09.242	<b>69</b> Oliver CHATHAM	10 2:09.875 <b>4</b> Andy TOON
ROW 4		2:08.071	7 <b>22</b> Peter EVANS	8 2:08.560 <b>88</b> Paul SIMPSON
ROW 3	5	2:06.359	<b>9</b> Chris DYER	6 2:07.967 <b>74</b> Jim BRYAN
ROW 2		2:04.058	3 <b>11</b> James CALEY	4 2:05.848 <b>2</b> Peter MORRIS
ROW 1	1	2:03.713	<b>80</b> Bill CALEY	2 2:04.038 <b>14</b> Mark MCALEER
<b>Pole</b>				
				

Snetterton 300: 2.9689 miles

These results are provisional until the conclusion of any judicial and technical matters.

Clerk Of Course : Andy Stevens

Stewards :

Timekeeper : Nick Palmer

**Porsche Club Championship with Pirelli**  
**RACE 4 - CLASSIFICATION - AMENDED**

POS	NO	CL	PIC NAME	ENTRY	LAPS	TIME	GAP	DIFF	MPH	BEST	ON
1	14	1	1 Mark MCALEER	Porsche 997	12	25:06.344			85.14	2:03.950	5
2	80	1	2 Bill CALEY	Porsche Cayman	12	25:10.625	4.281	4.281	84.90	2:04.058	4
3	11	1	3 James CALEY	Porsche 997	12	25:29.394	23.050	18.769	83.86	2:05.713	3
4	74	1	4 Jim BRYAN	Porsche 996	12	25:39.513	33.169	10.119	83.31	2:06.284	10
5	2	1	5 Peter MORRIS	Porsche 997	12	25:39.699	33.355	0.186	83.29	2:05.613	6
6	9	1	6 Chris DYER	Porsche Cayman	12	25:41.165	34.821	1.466	83.22	2:06.933	8
7	4	1	7 Andy TOON	Porsche Cayman	12	25:42.311	35.967	1.146	83.15	2:06.988	8
8	88	2	1 Paul SIMPSON	Porsche Boxster S	12	26:12.853	1:06.509	30.542	81.54	2:07.677	10
9	70	2	2 Angus ARCHER	Porsche Boxster S	12	26:22.667	1:16.323	9.814	81.03	2:09.570	5
10	22	1	8 Peter EVANS	Porsche 996	12	26:24.912	1:18.568	2.245	80.92	2:09.020	9
11	52	2	3 Darren LABBETT	Porsche Boxster S	12	26:25.637	1:19.293	0.725	80.88	2:10.626	4
12	45	1	9 Paul SEAGRAVE	Porsche996	12	26:26.013	1:19.669	0.376	80.86	2:09.188	10
13	10	2	4 Julian MORRIS	Porsche Boxster S	12	26:26.433	1:20.089	0.420	80.84	2:09.469	9
14	5	2	5 Brian RICHARDSON	Porsche Boxster S	11	25:22.070	1 Lap	1 Lap	77.24	2:15.420	3
15	89	1	10 Tom ATHERTON	Porsche Cayman	11	27:39.927	1 Lap	2:17.857	70.82	2:18.792	2

NOT CLASSIFIED

DNF	24	2	Carl HAZELTON	Porsche Boxster S	1	2:24.192	11 Laps	10 Laps	74.12	2:24.192	1
DQ	69*	2	Oliver CHATHAM	Porsche Boxster S							

FASTEST LAP

14	1	Mark MCALEER	Porsche 997	5	2:03.950	86.22 mph	138.77 kph
88	2	Paul SIMPSON	Porsche Boxster S	10	2:07.677	83.71 mph	134.72 kph

\*Car 69 - Disqualified from results of race - Eligibility - Failed post race Scrutineering

Weather / Track : Cloudy / Dry

These results are provisional until the conclusion of any judicial and technical matters.

Race Distance: 12 Laps / 35.62 miles

Snetterton 300: 2.9689 miles

Date: 07/10/2023 Start: 13:23 Finish: 13:48

Clerk Of Course : Andy Stevens

Stewards :

Timekeeper : Nick Palmer

# Porsche Club Championship with Pirelli

## RACE 4 - LAP CHART

LAP 1 @ 13:25:36.110			LAP 2 @ 13:27:41.200			LAP 3 @ 13:29:45.521			LAP 4 @ 13:31:49.839			LAP 5 @ 13:33:53.789		
NO	BEHIND	LAP TIME	NO	BEHIND	LAP TIME	NO	BEHIND	LAP TIME	NO	BEHIND	LAP TIME	NO	BEHIND	LAP TIME
14		2:13.061	14		2:05.090	14		2:04.321	14		2:04.318	14		2:03.950
80	0.973	2:14.034	80	1.485	2:05.602	80	1.945	2:04.781	80	1.685	2:04.058	80	1.903	2:04.168
11	1.800	2:14.861	11	2.743	2:06.033	11	4.135	2:05.713	11	5.872	2:06.055	11	8.394	2:06.472
74	4.118	2:17.179	74	8.028	2:09.000	74	11.672	2:07.965	74	14.608	2:07.254	74	17.816	2:07.158
9	4.447	2:17.508	9	8.290	2:08.933	9	12.094	2:08.125	9	15.084	2:07.308	9	18.273	2:07.139
4	4.787	2:17.848	4	8.748	2:09.051	4	12.483	2:08.056	4	15.405	2:07.240	4	18.618	2:07.163
88	5.847	2:18.908	88	11.697	2:10.940	88	17.573	2:10.197	2	21.792	2:06.264	2	23.531	2:05.689
69	6.103	2:19.164	69	11.743	2:10.730	69	17.837	2:10.415	88	23.272	2:10.017	69	28.869	2:09.338
52	9.484	2:22.545	52	15.527	2:11.133	2	19.846	2:07.152	69	23.481	2:09.962	88	29.477	2:10.155
24	11.131	2:24.192	2	17.015	2:09.404	52	22.269	2:11.063	52	28.577	2:10.626	52	35.347	2:10.720
70	11.602	2:24.663	70	18.052	2:11.540	70	23.965	2:10.234	70	30.227	2:10.580	70	35.847	2:09.570
10	12.045	2:25.106	10	22.801	2:15.846	45	28.828	2:10.214	45	35.391	2:10.881	22	43.689	2:12.031
2	12.701	2:25.762	45	22.935	2:15.140	22	30.676	2:11.549	22	35.608	2:09.250	45	44.724	2:13.283
45	12.885	2:25.946	22	23.448	2:09.891	10	32.209	2:13.729	10	39.221	2:11.330	10	45.446	2:10.175
5	15.133	2:28.194	5	25.731	2:15.688	5	36.830	2:15.420	5	48.711	2:16.199	5	1:02.240	2:17.479
22	18.647	2:31.708	89	34.838	2:18.792	89	53.290	2:22.773	89	1:10.377	2:21.405	89	1:27.233	2:20.806
89	21.136	2:34.197												



# Porsche Club Championship with Pirelli

## RACE 4 - LAP CHART

LAP 6 @ 13:35:57.789			LAP 7 @ 13:38:01.925			LAP 8 @ 13:40:06.998			LAP 9 @ 13:42:11.942			LAP 10 @ 13:44:17.027		
NO	BEHIND	LAP TIME	NO	BEHIND	LAP TIME	NO	BEHIND	LAP TIME	NO	BEHIND	LAP TIME	NO	BEHIND	LAP TIME
14		2:04.000	14		2:04.136	14		2:05.073	14		2:04.944	14		2:05.085
80	2.546	2:04.643	80	2.964	2:04.554	80	3.250	2:05.359	80	3.421	2:05.115	80	3.925	2:05.589
11	11.123	2:06.729	11	13.497	2:06.510	11	16.045	2:07.621	11	18.349	2:07.248	11	20.563	2:07.299
74	21.259	2:07.443	74	24.341	2:07.218	89	1 Lap	2:41.100	74	28.811	2:07.591	74	30.010	2:06.284
9	21.786	2:07.513	9	24.774	2:07.124	74	26.164	2:06.896	9	29.184	2:07.494	2	30.792	2:06.268
4	22.144	2:07.526	4	25.395	2:07.387	9	26.634	2:06.933	2	29.609	2:07.066	9	31.503	2:07.404
2	25.144	2:05.613	2	26.927	2:05.919	4	27.310	2:06.988	4	30.425	2:08.059	4	32.929	2:07.589
69	33.656	2:08.787	69	38.606	2:09.086	2	27.487	2:05.633	69	46.070	2:08.327	69	48.990	2:08.005
88	34.098	2:08.621	88	39.079	2:09.117	69	42.687	2:09.154	88	46.985	2:08.682	88	49.577	2:07.677
52	43.370	2:12.023	52	50.041	2:10.807	88	43.247	2:09.241	89	1 Lap	2:38.064	52	1:08.091	2:11.645
70	43.565	2:11.718	70	50.459	2:11.030	52	55.759	2:10.791	52	1:01.531	2:10.716	70	1:08.519	2:11.745
22	49.869	2:10.180	22	55.029	2:09.296	70	56.025	2:10.639	70	1:01.859	2:10.778	22	1:08.821	2:10.203
45	50.657	2:09.933	45	55.883	2:09.362	22	59.627	2:09.671	22	1:03.703	2:09.020	45	1:10.040	2:09.188
10	51.256	2:09.810	10	56.654	2:09.534	45	1:01.325	2:10.515	45	1:05.937	2:09.556	10	1:11.092	2:09.766
5	1:16.738	2:18.498	5	1:31.356	2:18.754	10	1:01.886	2:10.305	10	1:06.411	2:09.469	89	1 Lap	2:39.467
89	1:46.978	2:23.745				5	1:45.453	2:19.170	5	1:58.667	2:18.158			

# Porsche Club Championship with Pirelli

## RACE 4 - LAP CHART

LAP 11 @ 13:46:22.031			LAP 12 @ 13:48:29.393		
NO	BEHIND	LAP TIME	NO	BEHIND	LAP TIME
14		2:05.004	14		2:07.362
80	5.095	2:06.174	80	4.281	2:06.548
5	1 Lap	2:16.940	5	1 Lap	2:17.570
11	22.397	2:06.838	11	23.050	2:08.015
74	32.621	2:07.615	74	33.169	2:07.910
2	32.823	2:07.035	2	33.355	2:07.894
9	34.517	2:08.018	9	34.821	2:07.666
4	35.408	2:07.483	4	35.967	2:07.921
69	52.402	2:08.416	69	56.381	2:11.341
88	1:03.962	2:19.389	88	1:06.509	2:09.909
70	1:14.008	2:10.493	70	1:16.323	2:09.677
52	1:15.303	2:12.216	22	1:18.568	2:10.597
22	1:15.333	2:11.516	52	1:19.293	2:11.352
45	1:16.403	2:11.367	45	1:19.669	2:10.628
10	1:16.945	2:10.857	10	1:20.089	2:10.506
89	1 Lap	2:37.998	89	1 Lap	2:41.580

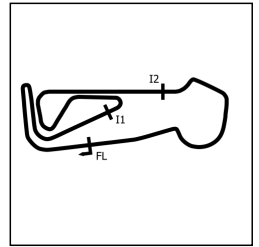
# Porsche Club Championship with Pirelli

## RACE 4 - POSITION CHART

No	Name	Lap													
		Pos	1	2	3	4	5	6	7	8	9	10	11	12	
80	CALEY	1	14	14	14	14	14	14	14	14	14	14	14	14	14
14	MCALEER	2	80	80	80	80	80	80	80	80	80	80	80	80	80
11	CALEY	3	11	11	11	11	11	11	11	11	11	11	11	11	11
2	MORRIS	4	74	74	74	74	74	74	74	74	74	74	74	74	74
9	DYER	5	9	9	9	9	9	9	9	9	9	2	2	2	2
74	BRYAN	6	4	4	4	4	4	4	4	4	2	9	9	9	9
22	EVANS	7	88	88	88	2	2	2	2	2	4	4	4	4	4
88	SIMPSON	8	69	69	69	88	69	69	69	69	69	69	69	69	69
69	CHATHAM	9	52	52	2	69	88	88	88	88	88	88	88	88	88
4	TOON	10	24	2	52	52	52	52	52	52	52	52	70	70	70
24	HAZELTON	11	70	70	70	70	70	70	70	70	70	70	52	22	22
52	LABBETT	12	10	10	45	45	22	22	22	22	22	22	22	22	52
10	MORRIS	13	2	45	22	22	45	45	45	45	45	45	45	45	45
70	ARCHER	14	45	22	10	10	10	10	10	10	10	10	10	10	10
45	SEAGRAVE	15	5	5	5	5	5	5	5	5	5	5	5	5	5
5	RICHARDSON	16	22	89	89	89	89	89	89	89	89	89	89	89	89
89	ATHERTON	17	89												

# Porsche Club Championship with Pirelli

## RACE 4 - SECTOR ANALYSIS



SECTOR 1 = FL to I1, SECTOR 2 = I1 to I2, SECTOR 3 = I2 to FL, DIFF = Difference To Personal Best Lap, P = Crossed Finish Line in Pit Lane, D = Time Disallowed

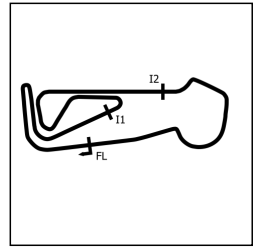
P1		14 1		Mark MCALEER		Porsche 997	
IDEAL LAP TIME : 2:03.430		BEST LAP TIME : 2:03.950		DIFFERENCE : 0.520			
LAP	SECTOR 1	SECTOR 2	SECTOR 3	LAP TIME	MPH	DIFF	TIME OF DAY
1 -		44.623	42.490	2:13.061	80.32	9.111	13:25:36.110
2 -	39.288	44.139	41.663	2:05.090	85.44	1.140	13:27:41.200
3 -	39.143	43.964	41.214	2:04.321	85.97	0.371	13:29:45.521
4 -	38.787	43.841	41.690	2:04.318	85.97	0.368	13:31:49.839
5 -	38.828	43.961	<b>41.161</b>	<b>2:03.950 (1)</b>	<b>86.22</b>		<b>13:33:53.789</b>
6 -	<b>38.713</b>	<b>43.556</b>	41.731	2:04.000 (2)	86.19	0.050	13:35:57.789
7 -	38.942	43.856	41.338	2:04.136 (3)	86.09	0.186	13:38:01.925
8 -	39.004	44.323	41.746	2:05.073	85.45	1.123	13:40:06.998
9 -	39.175	44.067	41.702	2:04.944	85.54	0.994	13:42:11.942
10 -	39.031	43.903	42.151	2:05.085	85.44	1.135	13:44:17.027
11 -	38.924	44.322	41.758	2:05.004	85.50	1.054	13:46:22.031
12 -	39.541	44.646	43.175	2:07.362	83.91	3.412	13:48:29.393

P2		80 1		Bill CALEY		Porsche Cayman	
IDEAL LAP TIME : 2:03.988		BEST LAP TIME : 2:04.058		DIFFERENCE : 0.070			
LAP	SECTOR 1	SECTOR 2	SECTOR 3	LAP TIME	MPH	DIFF	TIME OF DAY
1 -		44.791	42.336	2:14.034	79.74	9.976	13:25:37.083
2 -	39.281	44.649	41.672	2:05.602	85.09	1.544	13:27:42.685
3 -	39.251	44.095	41.435	2:04.781	85.65	0.723	13:29:47.466
4 -	<b>38.804</b>	44.076	<b>41.178</b>	<b>2:04.058 (1)</b>	<b>86.15</b>		<b>13:31:51.524</b>
5 -	38.929	<b>44.006</b>	41.233	2:04.168 (2)	86.07	0.110	13:33:55.692
6 -	38.850	44.209	41.584	2:04.643	85.74	0.585	13:36:00.335
7 -	38.870	44.237	41.447	2:04.554 (3)	85.81	0.496	13:38:04.889
8 -	39.242	44.602	41.515	2:05.359	85.25	1.301	13:40:10.248
9 -	39.169	44.382	41.564	2:05.115	85.42	1.057	13:42:15.363
10 -	39.373	44.332	41.884	2:05.589	85.10	1.531	13:44:20.952
11 -	39.350	44.267	42.557	2:06.174	84.70	2.116	13:46:27.126
12 -	39.515	44.788	42.245	2:06.548	84.45	2.490	13:48:33.674

P3		11 1		James CALEY		Porsche 997	
IDEAL LAP TIME : 2:05.571		BEST LAP TIME : 2:05.713		DIFFERENCE : 0.142			
LAP	SECTOR 1	SECTOR 2	SECTOR 3	LAP TIME	MPH	DIFF	TIME OF DAY
1 -		45.207	42.502	2:14.861	79.25	9.148	13:25:37.910
2 -	39.345	44.418	42.270	2:06.033 (2)	84.80	0.320	13:27:43.943
3 -	<b>39.311</b>	44.436	<b>41.966</b>	<b>2:05.713 (1)</b>	<b>85.01</b>		<b>13:29:49.656</b>
4 -	39.469	<b>44.294</b>	42.292	2:06.055 (3)	84.78	0.342	13:31:55.711
5 -	39.461	44.618	42.393	2:06.472	84.50	0.759	13:34:02.183
6 -	39.459	44.506	42.764	2:06.729	84.33	1.016	13:36:08.912
7 -	39.546	44.346	42.618	2:06.510	84.48	0.797	13:38:15.422
8 -	39.468	44.691	43.462	2:07.621	83.74	1.908	13:40:23.043
9 -	39.702	44.855	42.691	2:07.248	83.99	1.535	13:42:30.291
10 -	39.466	44.812	43.021	2:07.299	83.96	1.586	13:44:37.590
11 -	39.530	44.435	42.873	2:06.838	84.26	1.125	13:46:44.428
12 -	39.925	44.873	43.217	2:08.015	83.49	2.302	13:48:52.443

# Porsche Club Championship with Pirelli

## RACE 4 - SECTOR ANALYSIS



SECTOR 1 = FL to I1, SECTOR 2 = I1 to I2, SECTOR 3 = I2 to FL, DIFF = Difference To Personal Best Lap, P = Crossed Finish Line in Pit Lane, D = Time Disallowed

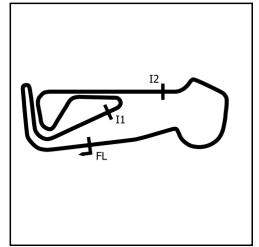
P4		74 1		Jim BRYAN		Porsche 996	
IDEAL LAP TIME : 2:06.284		BEST LAP TIME : 2:06.284		DIFFERENCE : 0.000			
LAP	SECTOR 1	SECTOR 2	SECTOR 3	LAP TIME	MPH	DIFF	TIME OF DAY
1 -		45.969	43.422	2:17.179	77.91	10.895	13:25:40.228
2 -	40.151	45.228	43.621	2:09.000	82.85	2.716	13:27:49.228
3 -	39.899	45.127	42.939	2:07.965	83.52	1.681	13:29:57.193
4 -	39.612	44.791	42.851	2:07.254	83.99	0.970	13:32:04.447
5 -	39.642	44.895	42.621	2:07.158 (3)	84.05	0.874	13:34:11.605
6 -	39.695	44.867	42.881	2:07.443	83.86	1.159	13:36:19.048
7 -	39.590	44.802	42.826	2:07.218	84.01	0.934	13:38:26.266
8 -	39.495	44.739	42.662	2:06.896 (2)	84.22	0.612	13:40:33.162
9 -	40.135	44.635	42.821	2:07.591	83.76	1.307	13:42:40.753
10 -	<b>39.314</b>	<b>44.386</b>	<b>42.584</b>	<b>2:06.284 (1)</b>	<b>84.63</b>		<b>13:44:47.037</b>
11 -	39.514	44.426	43.675	2:07.615	83.75	1.331	13:46:54.652
12 -	39.915	44.961	43.034	2:07.910	83.55	1.626	13:49:02.562

P5		2 1		Peter MORRIS		Porsche 997	
IDEAL LAP TIME : 2:05.120		BEST LAP TIME : 2:05.613		DIFFERENCE : 0.493			
LAP	SECTOR 1	SECTOR 2	SECTOR 3	LAP TIME	MPH	DIFF	TIME OF DAY
1 -		46.220	43.853	2:25.762	73.32	20.149	13:25:48.811
2 -	40.589	45.188	43.627	2:09.404	82.59	3.791	13:27:58.215
3 -	39.551	45.341	42.260	2:07.152	84.05	1.539	13:30:05.367
4 -	39.167	44.933	42.164	2:06.264	84.64	0.651	13:32:11.631
5 -	39.064	44.501	42.124	2:05.689 (3)	85.03	0.076	13:34:17.320
6 -	39.011	44.253	42.349	<b>2:05.613 (1)</b>	<b>85.08</b>		<b>13:36:22.933</b>
7 -	39.409	44.583	<b>41.927</b>	2:05.919	84.88	0.306	13:38:28.852
8 -	<b>38.990</b>	44.535	42.108	2:05.633 (2)	85.07	0.020	13:40:34.485
9 -	39.720	44.590	42.756	2:07.066	84.11	1.453	13:42:41.551
10 -	39.680	44.412	42.176	2:06.268	84.64	0.655	13:44:47.819
11 -	39.222	<b>44.203</b>	43.610	2:07.035	84.13	1.422	13:46:54.854
12 -	40.046	44.829	43.019	2:07.894	83.56	2.281	13:49:02.748

P6		9 1		Chris DYER		Porsche Cayman	
IDEAL LAP TIME : 2:06.418		BEST LAP TIME : 2:06.933		DIFFERENCE : 0.515			
LAP	SECTOR 1	SECTOR 2	SECTOR 3	LAP TIME	MPH	DIFF	TIME OF DAY
1 -		46.070	43.376	2:17.508	77.72	10.575	13:25:40.557
2 -	40.476	44.844	43.613	2:08.933	82.89	2.000	13:27:49.490
3 -	40.078	44.896	43.151	2:08.125	83.41	1.192	13:29:57.615
4 -	39.603	44.865	42.840	2:07.308	83.95	0.375	13:32:04.923
5 -	<b>39.576</b>	44.921	42.642	2:07.139 (3)	84.06	0.206	13:34:12.062
6 -	39.691	44.642	43.180	2:07.513	83.81	0.580	13:36:19.575
7 -	39.618	44.842	42.664	2:07.124 (2)	84.07	0.191	13:38:26.699
8 -	39.658	44.778	42.497	<b>2:06.933 (1)</b>	<b>84.20</b>		<b>13:40:33.632</b>
9 -	40.035	44.691	42.768	2:07.494	83.83	0.561	13:42:41.126
10 -	39.762	<b>44.556</b>	43.086	2:07.404	83.89	0.471	13:44:48.530
11 -	40.091	45.641	<b>42.286</b>	2:08.018	83.48	1.085	13:46:56.548
12 -	39.909	44.922	42.835	2:07.666	83.71	0.733	13:49:04.214

# Porsche Club Championship with Pirelli

## RACE 4 - SECTOR ANALYSIS



SECTOR 1 = FL to I1, SECTOR 2 = I1 to I2, SECTOR 3 = I2 to FL, DIFF = Difference To Personal Best Lap, P = Crossed Finish Line in Pit Lane, D = Time Disallowed

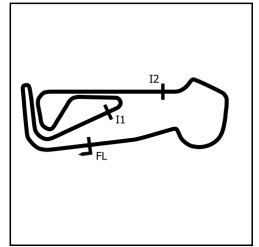
P7		4 1		Andy TOON		Porsche Cayman	
IDEAL LAP TIME : 2:06.825		BEST LAP TIME : 2:06.988		DIFFERENCE : 0.163			
LAP	SECTOR 1	SECTOR 2	SECTOR 3	LAP TIME	MPH	DIFF	TIME OF DAY
1 -		45.901	43.229	2:17.848	77.53	10.860	13:25:40.897
2 -	40.585	45.324	43.142	2:09.051	82.82	2.063	13:27:49.948
3 -	40.076	45.047	42.933	2:08.056	83.46	1.068	13:29:58.004
4 -	<b>39.789</b>	44.968	42.483	2:07.240 (3)	83.99	0.252	13:32:05.244
5 -	39.893	44.707	42.563	2:07.163 (2)	84.05	0.175	13:34:12.407
6 -	39.924	44.829	42.773	2:07.526	83.81	0.538	13:36:19.933
7 -	39.986	44.773	42.628	2:07.387	83.90	0.399	13:38:27.320
8 -	39.952	<b>44.683</b>	<b>42.353</b>	<b>2:06.988 (1)</b>	<b>84.16</b>		<b>13:40:34.308</b>
9 -	40.745	44.919	42.395	2:08.059	83.46	1.071	13:42:42.367
10 -	39.852	44.966	42.771	2:07.589	83.76	0.601	13:44:49.956
11 -	40.000	44.822	42.661	2:07.483	83.83	0.495	13:46:57.439
12 -	40.183	45.096	42.642	2:07.921	83.55	0.933	13:49:05.360

P8		69 2		Oliver CHATHAM		Porsche Boxster S	
IDEAL LAP TIME : 2:07.721		BEST LAP TIME : 2:08.005		DIFFERENCE : 0.284			
LAP	SECTOR 1	SECTOR 2	SECTOR 3	LAP TIME	MPH	DIFF	TIME OF DAY
1 -		46.239	43.179	2:19.164	76.80	11.159	13:25:42.213
2 -	40.993	46.169	43.568	2:10.730	81.75	2.725	13:27:52.943
3 -	41.170	45.984	43.261	2:10.415	81.95	2.410	13:30:03.358
4 -	40.509	45.896	43.557	2:09.962	82.24	1.957	13:32:13.320
5 -	40.401	45.848	43.089	2:09.338	82.63	1.333	13:34:22.658
6 -	40.598	45.525	42.664	2:08.787	82.99	0.782	13:36:31.445
7 -	40.593	45.599	42.894	2:09.086	82.79	1.081	13:38:40.531
8 -	40.533	45.703	42.918	2:09.154	82.75	1.149	13:40:49.685
9 -	40.591	45.339	<b>42.397</b>	2:08.327 (2)	83.28	0.322	13:42:58.012
10 -	<b>40.232</b>	<b>45.092</b>	42.681	<b>2:08.005 (1)</b>	<b>83.49</b>		<b>13:45:06.017</b>
11 -	40.395	45.428	42.593	2:08.416 (3)	83.23	0.411	13:47:14.433
12 -	41.383	45.989	43.969	2:11.341	81.37	3.336	13:49:25.774

P9		88 2		Paul SIMPSON		Porsche Boxster S	
IDEAL LAP TIME : 2:07.675		BEST LAP TIME : 2:07.677		DIFFERENCE : 0.002			
LAP	SECTOR 1	SECTOR 2	SECTOR 3	LAP TIME	MPH	DIFF	TIME OF DAY
1 -		46.309	43.375	2:18.908	76.94	11.231	13:25:41.957
2 -	41.031	46.117	43.792	2:10.940	81.62	3.263	13:27:52.897
3 -	40.868	46.177	43.152	2:10.197	82.09	2.520	13:30:03.094
4 -	40.533	45.989	43.495	2:10.017	82.20	2.340	13:32:13.111
5 -	40.375	45.892	43.888	2:10.155	82.11	2.478	13:34:23.266
6 -	40.317	46.067	<b>42.237</b>	2:08.621 (2)	83.09	0.944	13:36:31.887
7 -	40.766	45.513	42.838	2:09.117	82.77	1.440	13:38:41.004
8 -	40.483	45.497	43.261	2:09.241	82.69	1.564	13:40:50.245
9 -	40.372	45.439	42.871	2:08.682 (3)	83.05	1.005	13:42:58.927
10 -	<b>40.049</b>	<b>45.389</b>	42.239	<b>2:07.677 (1)</b>	<b>83.71</b>		<b>13:45:06.604</b>
11 -	40.495	45.682	53.212	2:19.389	76.67	11.712	13:47:25.993
12 -	40.612	45.905	43.392	2:09.909	82.27	2.232	13:49:35.902

# Porsche Club Championship with Pirelli

## RACE 4 - SECTOR ANALYSIS



SECTOR 1 = FL to I1, SECTOR 2 = I1 to I2, SECTOR 3 = I2 to FL, DIFF = Difference To Personal Best Lap, P = Crossed Finish Line in Pit Lane, D = Time Disallowed

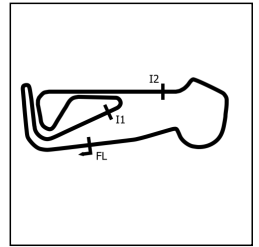
P10 70 2		Angus ARCHER		Porsche Boxster S			
IDEAL LAP TIME : 2:09.416		BEST LAP TIME : 2:09.570		DIFFERENCE : 0.154			
LAP	SECTOR 1	SECTOR 2	SECTOR 3	LAP TIME	MPH	DIFF	TIME OF DAY
1 -		46.668	44.790	2:24.663	73.88	15.093	13:25:47.712
2 -	41.201	46.645	43.694	2:11.540	81.25	1.970	13:27:59.252
3 -	40.764	45.836	43.634	2:10.234 (3)	82.06	0.664	13:30:09.486
4 -	40.899	45.692	43.989	2:10.580	81.85	1.010	13:32:20.066
5 -	40.789	<b>45.529</b>	<b>43.252</b>	<b>2:09.570 (1)</b>	<b>82.48</b>		<b>13:34:29.636</b>
6 -	41.296	46.337	44.085	2:11.718	81.14	2.148	13:36:41.354
7 -	41.469	45.996	43.565	2:11.030	81.56	1.460	13:38:52.384
8 -	41.086	45.868	43.685	2:10.639	81.81	1.069	13:41:03.023
9 -	41.451	45.876	43.451	2:10.778	81.72	1.208	13:43:13.801
10 -	41.377	45.998	44.370	2:11.745	81.12	2.175	13:45:25.546
11 -	40.912	46.265	43.316	2:10.493	81.90	0.923	13:47:36.039
12 -	<b>40.635</b>	45.724	43.318	2:09.677 (2)	82.42	0.107	13:49:45.716

P11 22 1		Peter EVANS		Porsche 996			
IDEAL LAP TIME : 2:08.355		BEST LAP TIME : 2:09.020		DIFFERENCE : 0.665			
LAP	SECTOR 1	SECTOR 2	SECTOR 3	LAP TIME	MPH	DIFF	TIME OF DAY
1 -		47.435	44.593	2:31.708	70.45	22.688	13:25:54.757
2 -	40.109	45.824	43.958	2:09.891	82.28	0.871	13:28:04.648
3 -	41.707	46.450	43.392	2:11.549	81.24	2.529	13:30:16.197
4 -	40.361	45.746	43.143	2:09.250 (2)	82.69	0.230	13:32:25.447
5 -	41.108	47.076	43.847	2:12.031	80.95	3.011	13:34:37.478
6 -	40.665	46.122	43.393	2:10.180	82.10	1.160	13:36:47.658
7 -	40.159	45.775	43.362	2:09.296 (3)	82.66	0.276	13:38:56.954
8 -	40.344	46.105	43.222	2:09.671	82.42	0.651	13:41:06.625
9 -	<b>40.022</b>	46.011	<b>42.987</b>	<b>2:09.020 (1)</b>	<b>82.84</b>		<b>13:43:15.645</b>
10 -	40.622	45.833	43.748	2:10.203	82.08	1.183	13:45:25.848
11 -	41.753	<b>45.346</b>	44.417	2:11.516	81.26	2.496	13:47:37.364
12 -	40.092	46.014	44.491	2:10.597	81.84	1.577	13:49:47.961

P12 52 2		Darren LABBETT		Porsche Boxster S			
IDEAL LAP TIME : 2:09.817		BEST LAP TIME : 2:10.626		DIFFERENCE : 0.809			
LAP	SECTOR 1	SECTOR 2	SECTOR 3	LAP TIME	MPH	DIFF	TIME OF DAY
1 -		47.185	43.617	2:22.545	74.98	11.919	13:25:45.594
2 -	40.803	46.165	44.165	2:11.133	81.50	0.507	13:27:56.727
3 -	41.030	46.736	<b>43.297</b>	2:11.063	81.54	0.437	13:30:07.790
4 -	40.867	46.106	43.653	<b>2:10.626 (1)</b>	<b>81.82</b>		<b>13:32:18.416</b>
5 -	<b>40.795</b>	46.315	43.610	2:10.720 (3)	81.76	0.094	13:34:29.136
6 -	41.587	46.383	44.053	2:12.023	80.95	1.397	13:36:41.159
7 -	41.484	45.867	43.456	2:10.807	81.70	0.181	13:38:51.966
8 -	41.251	45.915	43.625	2:10.791	81.71	0.165	13:41:02.757
9 -	41.491	45.809	43.416	2:10.716 (2)	81.76	0.090	13:43:13.473
10 -	41.444	46.262	43.939	2:11.645	81.18	1.019	13:45:25.118
11 -	41.047	46.679	44.490	2:12.216	80.83	1.590	13:47:37.334
12 -	41.162	<b>45.725</b>	44.465	2:11.352	81.36	0.726	13:49:48.686

# Porsche Club Championship with Pirelli

## RACE 4 - SECTOR ANALYSIS



SECTOR 1 = FL to I1, SECTOR 2 = I1 to I2, SECTOR 3 = I2 to FL, DIFF = Difference To Personal Best Lap, P = Crossed Finish Line in Pit Lane, D = Time Disallowed

P13 45 1		Paul SEAGRAVE		Porsche996			
IDEAL LAP TIME : 2:08.877		BEST LAP TIME : 2:09.188		DIFFERENCE : 0.311			
LAP	SECTOR 1	SECTOR 2	SECTOR 3	LAP TIME	MPH	DIFF	TIME OF DAY
1 -		47.189	44.944	2:25.946	73.23	16.758	13:25:48.995
2 -	41.798	46.990	46.352	2:15.140	79.08	5.952	13:28:04.135
3 -	40.804	45.698	43.712	2:10.214	82.08	1.026	13:30:14.349
4 -	40.566	46.345	43.970	2:10.881	81.66	1.693	13:32:25.230
5 -	41.854	47.109	44.320	2:13.283	80.19	4.095	13:34:38.513
6 -	40.551	45.697	43.685	2:09.933	82.25	0.745	13:36:48.446
7 -	40.320	45.298	43.744	2:09.362 (2)	82.62	0.174	13:38:57.808
8 -	40.956	45.548	44.011	2:10.515	81.89	1.327	13:41:08.323
9 -	<b>40.219</b>	<b>45.264</b>	44.073	2:09.556 (3)	82.49	0.368	13:43:17.879
<b>10 -</b>	40.314	45.480	<b>43.394</b>	<b>2:09.188 (1)</b>	<b>82.73</b>		<b>13:45:27.067</b>
11 -	41.079	45.581	44.707	2:11.367	81.36	2.179	13:47:38.434
12 -	40.737	45.569	44.322	2:10.628	81.82	1.440	13:49:49.062

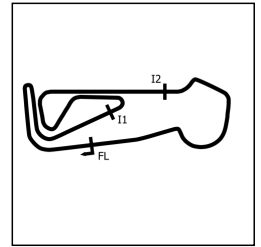
P14 10 2		Julian MORRIS		Porsche Boxster S			
IDEAL LAP TIME : 2:08.971		BEST LAP TIME : 2:09.469		DIFFERENCE : 0.498			
LAP	SECTOR 1	SECTOR 2	SECTOR 3	LAP TIME	MPH	DIFF	TIME OF DAY
1 -		47.313	45.236	2:25.106	73.65	15.637	13:25:48.155
2 -	42.196	47.253	46.397	2:15.846	78.67	6.377	13:28:04.001
3 -	42.154	47.412	44.163	2:13.729	79.92	4.260	13:30:17.730
4 -	41.029	46.287	44.014	2:11.330	81.38	1.861	13:32:29.060
5 -	41.043	45.730	43.402	2:10.175	82.10	0.706	13:34:39.235
6 -	40.735	45.472	43.603	2:09.810	82.33	0.341	13:36:49.045
7 -	40.455	45.815	<b>43.264</b>	2:09.534 (2)	82.51	0.065	13:38:58.579
8 -	41.176	<b>45.412</b>	43.717	2:10.305	82.02	0.836	13:41:08.884
<b>9 -</b>	<b>40.295</b>	45.586	43.588	<b>2:09.469 (1)</b>	<b>82.55</b>		<b>13:43:18.353</b>
10 -	40.382	46.074	43.310	2:09.766 (3)	82.36	0.297	13:45:28.119
11 -	40.526	46.000	44.331	2:10.857	81.67	1.388	13:47:38.976
12 -	40.989	45.677	43.840	2:10.506	81.89	1.037	13:49:49.482

P15 5 2		Brian RICHARDSON		Porsche Boxster S			
IDEAL LAP TIME : 2:14.947		BEST LAP TIME : 2:15.420		DIFFERENCE : 0.473			
LAP	SECTOR 1	SECTOR 2	SECTOR 3	LAP TIME	MPH	DIFF	TIME OF DAY
1 -		47.873	<b>45.796</b>	2:28.194	72.12	12.774	13:25:51.243
2 -	<b>42.060</b>	47.292	46.336	2:15.688 (2)	78.76	0.268	13:28:06.931
<b>3 -</b>	42.354	<b>47.091</b>	45.975	<b>2:15.420 (1)</b>	<b>78.92</b>		<b>13:30:22.351</b>
4 -	42.548	47.551	46.100	2:16.199 (3)	78.47	0.779	13:32:38.550
5 -	42.969	47.991	46.519	2:17.479	77.74	2.059	13:34:56.029
6 -	43.407	48.165	46.926	2:18.498	77.17	3.078	13:37:14.527
7 -	43.006	48.193	47.555	2:18.754	77.02	3.334	13:39:33.281
8 -	43.544	48.726	46.900	2:19.170	76.79	3.750	13:41:52.451
9 -	43.328	48.231	46.599	2:18.158	77.36	2.738	13:44:10.609
10 -	42.747	47.766	46.427	2:16.940	78.04	1.520	13:46:27.549
11 -	43.060	48.062	46.448	2:17.570	77.69	2.150	13:48:45.119

P16 89 1		Tom ATHERTON		Porsche Cayman			
IDEAL LAP TIME : 2:18.792		BEST LAP TIME : 2:18.792		DIFFERENCE : 0.000			
LAP	SECTOR 1	SECTOR 2	SECTOR 3	LAP TIME	MPH	DIFF	TIME OF DAY
1 -		50.226	47.892	2:34.197	69.31	15.405	13:25:57.246
<b>2 -</b>	<b>43.242</b>	<b>47.984</b>	<b>47.566</b>	<b>2:18.792 (1)</b>	<b>77.00</b>		<b>13:28:16.038</b>
3 -	45.505	49.264	48.004	2:22.773	74.86	3.981	13:30:38.811
4 -	43.921	49.079	48.405	2:21.405 (3)	75.58	2.613	13:33:00.216
5 -	43.323	49.244	48.239	2:20.806 (2)	75.90	2.014	13:35:21.022
6 -	44.554	49.466	49.725	2:23.745	74.35	4.953	13:37:44.767
7 -	49.145	56.855	55.100	2:41.100	66.34	22.308	13:40:25.867
8 -	49.273	55.405	53.386	2:38.064	67.61	19.272	13:43:03.931
9 -	49.120	56.249	54.098	2:39.467	67.02	20.675	13:45:43.398
10 -	50.965	53.650	53.383	2:37.998	67.64	19.206	13:48:21.396
11 -	49.316	54.665	57.599	2:41.580	66.14	22.788	13:51:02.976



**Porsche Club Championship with Pirelli**  
**RACE 4 - SECTOR ANALYSIS**



SECTOR 1 = FL to I1, SECTOR 2 = I1 to I2, SECTOR 3 = I2 to FL, DIFF = Difference To Personal Best Lap, P = Crossed Finish Line in Pit Lane, D = Time Disallowed

<b>P17</b>	<b>24</b>	<b>2</b>	<b>Carl HAZELTON</b>					Porsche Boxster S
IDEAL LAP TIME : 2:13.787		BEST LAP TIME : 2:24.192		DIFFERENCE : 10.405				
LAP	SECTOR 1	SECTOR 2	SECTOR 3	LAP TIME	MPH	DIFF	TIME OF DAY	
1 -		47.292	44.746	2:24.192 (1)	74.12		13:25:47.241	

# Porsche Club Championship with Pirelli

## RACE 4 - BEST SECTORS

SECTOR 1			SECTOR 2			SECTOR 3			IDEAL / BEST COMPARISON						
POS	NO	NAME	TIME	NO	NAME	TIME	NO	NAME	TIME	POS	NO	NAME	IDEAL	BEST	DIFF
													<b>PERFECT LAP</b>	<b>2:03.430</b>	
1	14	MCAL EER	38.713	14	MCAL EER	43.556	14	MCAL EER	41.161	1	14	MCAL EER	2:03.430	2:03.950	0.520
2	80	CALEY	38.804	80	CALEY	44.006	80	CALEY	41.178	2	80	CALEY	2:03.988	2:04.058	0.070
3	2	MORRIS	38.990	2	MORRIS	44.203	2	MORRIS	41.927	3	2	MORRIS	2:05.120	2:05.613	0.493
4	11	CALEY	39.311	11	CALEY	44.294	11	CALEY	41.966	4	11	CALEY	2:05.571	2:05.713	0.142
5	74	BRYAN	39.314	74	BRYAN	44.386	88	SIMPSON	42.237	5	74	BRYAN	2:06.284	2:06.284	0.000
6	9	DYER	39.576	9	DYER	44.556	9	DYER	42.286	6	9	DYER	2:06.418	2:06.933	0.515
7	4	TOON	39.789	4	TOON	44.683	4	TOON	42.353	7	4	TOON	2:06.825	2:06.988	0.163
8	22	EVANS	40.022	69	CHATHAM	45.092	69	CHATHAM	42.397	8	88	SIMPSON	2:07.675	2:07.677	0.002
9	88	SIMPSON	40.049	45	SEAGRAVE	45.264	74	BRYAN	42.584	9	69	CHATHAM	2:07.721	2:08.005	0.284
10	45	SEAGRAVE	40.219	22	EVANS	45.346	22	EVANS	42.987	10	22	EVANS	2:08.355	2:09.020	0.665
11	69	CHATHAM	40.232	88	SIMPSON	45.389	70	ARCHER	43.252	11	45	SEAGRAVE	2:08.877	2:09.188	0.311
12	10	MORRIS	40.295	10	MORRIS	45.412	10	MORRIS	43.264	12	10	MORRIS	2:08.971	2:09.469	0.498
13	70	ARCHER	40.635	70	ARCHER	45.529	52	LABBETT	43.297	13	70	ARCHER	2:09.416	2:09.570	0.154
14	52	LABBETT	40.795	52	LABBETT	45.725	45	SEAGRAVE	43.394	14	52	LABBETT	2:09.817	2:10.626	0.809
15	24	HAZELTON	41.749	5	RICHARDSON	47.091	24	HAZELTON	44.746	15	24	HAZELTON	2:13.787	2:24.192	10.405
16	5	RICHARDSON	42.060	24	HAZELTON	47.292	5	RICHARDSON	45.796	16	5	RICHARDSON	2:14.947	2:15.420	0.473
17	89	ATHERTON	43.242	89	ATHERTON	47.984	89	ATHERTON	47.566	17	89	ATHERTON	2:18.792	2:18.792	0.000

# Porsche Club Championship with Pirelli

## RACE 4 - STATISTICS

**Competitors Started** 17  
**Planned Start** 2023-10-07 @ 13:20:00.000  
**Actual Start** 2023-10-07 @ 13:23:23.048  
**Finish Time** 2023-10-07 @ 13:48:28.337  
**Track Length** 2.9689mi.  
**Total Laps** 191  
**Total Distance Covered** 567.0621mi.

### Session Fastest Lap History

NO	CL	NAME	LAP TIME	TIME OF DAY	LAP	VEHICLE
14	1	Mark MCALEER	2:13.061	13:25:36.131	1	Porsche 997
14	1	Mark MCALEER	2:05.090	13:27:41.220	2	Porsche 997
14	1	Mark MCALEER	2:04.321	13:29:45.541	3	Porsche 997
14	1	Mark MCALEER	2:04.318	13:31:49.860	4	Porsche 997
80	1	Bill CALEY	2:04.058	13:31:51.540	4	Porsche Cayman
14	1	Mark MCALEER	2:03.950	13:33:53.810	5	Porsche 997

### Session Leader History

NO	CL	NAME	FROM LAP	LAPS LED	DISTANCE	VEHICLE
14	1	Mark MCALEER	1	12	35.62 miles	Porsche 997

### Flag History

TYPE	TIME OF DAY
GREEN	13:23:23.048
FINISH	13:48:28.337

### Flag Statistics

TYPE	COUNT	TOTAL LAPS	TOTAL TIME
Green	1	12	27:49.355
Red	0	0	0.000
Safety Car	0	0	0.000
FCY	0	0	0.000

# Porsche Club Championship with Pirelli

## RACE 4 - STATISTICS

CLASS : 1

10 Starters

### Fastest Lap History

NO	NAME	LAP TIME	TIME OF DAY	LAP	VEHICLE
14	Mark MCALEER	<b>2:13.061</b>	13:25:36.131	1	Porsche 997
14	Mark MCALEER	<b>2:05.090</b>	13:27:41.220	2	Porsche 997
14	Mark MCALEER	<b>2:04.321</b>	13:29:45.541	3	Porsche 997
14	Mark MCALEER	<b>2:04.318</b>	13:31:49.860	4	Porsche 997
80	Bill CALEY	<b>2:04.058</b>	13:31:51.540	4	Porsche Cayman
14	Mark MCALEER	<b>2:03.950</b>	13:33:53.810	5	Porsche 997

### Leader History

NO	NAME	FROM LAP	LAPS LED	DISTANCE	VEHICLE
14	Mark MCALEER	1	12	35.62 miles	Porsche 997

# Porsche Club Championship with Pirelli

## RACE 4 - STATISTICS

CLASS : 2

7 Starters

### Fastest Lap History

NO	NAME	LAP TIME	TIME OF DAY	LAP	VEHICLE
88	Paul SIMPSON	<b>2:18.908</b>	13:25:41.953	1	Porsche Boxster S
88	Paul SIMPSON	<b>2:10.940</b>	13:27:52.892	2	Porsche Boxster S
69	Oliver CHATHAM	<b>2:10.730</b>	13:27:52.943	2	Porsche Boxster S
88	Paul SIMPSON	<b>2:10.197</b>	13:30:03.090	3	Porsche Boxster S
88	Paul SIMPSON	<b>2:10.017</b>	13:32:13.107	4	Porsche Boxster S
69	Oliver CHATHAM	<b>2:09.962</b>	13:32:13.340	4	Porsche Boxster S
69	Oliver CHATHAM	<b>2:09.338</b>	13:34:22.677	5	Porsche Boxster S
69	Oliver CHATHAM	<b>2:08.787</b>	13:36:31.466	6	Porsche Boxster S
88	Paul SIMPSON	<b>2:08.621</b>	13:36:31.883	6	Porsche Boxster S
69	Oliver CHATHAM	<b>2:08.327</b>	13:42:58.032	9	Porsche Boxster S
69	Oliver CHATHAM	<b>2:08.005</b>	13:45:06.037	10	Porsche Boxster S
88	Paul SIMPSON	<b>2:07.677</b>	13:45:06.600	10	Porsche Boxster S

### Leader History

NO	NAME	FROM LAP	LAPS LED	DISTANCE	VEHICLE
88	Paul SIMPSON	1	4	11.87 miles	Porsche Boxster S
69	Oliver CHATHAM	5	8	23.75 miles	Porsche Boxster S