



Porsche Club
Motorsport



Anglesey Coastal

May 20th / 21st

Results



TIMING SOLUTIONS LTD

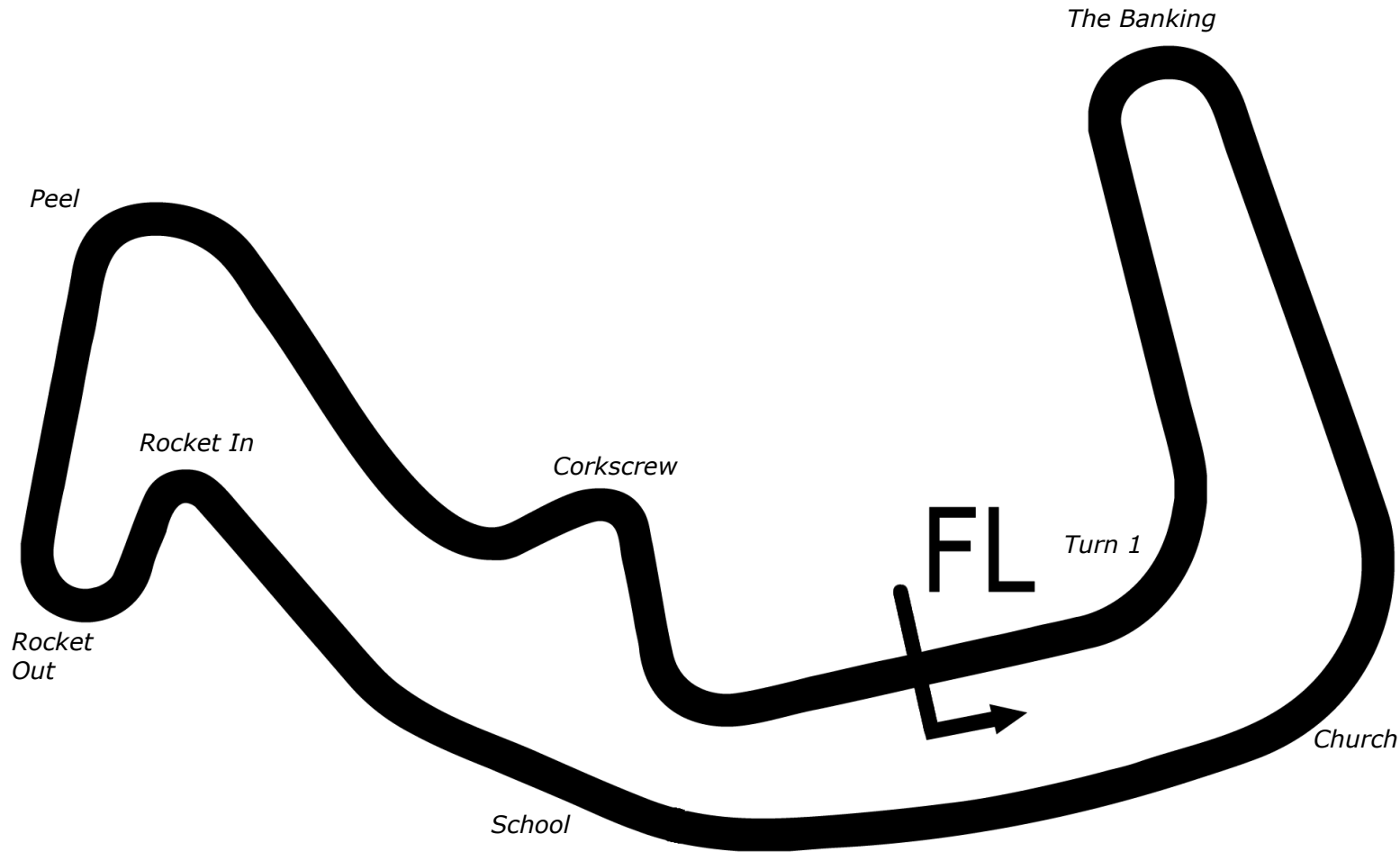


Anglesey Coastal



SPORTS TIMING

TIMING SOLUTIONS LTD



Length	1.5500 miles	2494.5 m	
FL		53.18840 N	4.49640 W
Pit Entry	2446m	53.18843 N	4.49731 W
Pit Exit	88m after FL	53.18869 N	4.49515 W
Pit Entry-Pit Exit	144m, 10.4s @50kph, 8.6s @60kph		

All results available at www.tsl-timing.com

Porsche Club Championship with Pirelli

QUALIFYING - RACE 10 - 2ND FASTEST CLASSIFICATION

POS	NO	CL	PIC NAME	ENTRY	TIME	ON	LAPS	GAP	DIFF	MPH
1	2	1	1 Peter MORRIS	Porsche 997	1:12.940	5	10			76.50
2	14	1	2 Mark MCALEER	Porsche 997	1:13.101	5	14	0.161	0.161	76.33
3	77	1	3 Steve WOOD	Porsche 996	1:13.139	13	14	0.199	0.038	76.29
4	11	1	4 James CALEY	Porsche 997	1:13.234	4	13	0.294	0.095	76.19
5	1	1	5 Colin TESTER	Porsche Cayman	1:13.264	7	15	0.324	0.030	76.16
6	80	1	6 Bill CALEY	Porsche Cayman	1:13.578	9	14	0.638	0.314	75.83
7	17	1	7 Andrew MUGGERIDGE	Porsche 996	1:13.623	11	14	0.683	0.045	75.79
8	9	1	8 Chris DYER	Porsche Cayman	1:14.253	4	13	1.313	0.630	75.14
9	25	1	9 Harry MAILER	Porsche Cayman	1:14.369	5	8	1.429	0.116	75.03
10	85	1	10 Richard BAYSTON	Porsche 996	1:14.389	10	14	1.449	0.020	75.01
11	69*	2	1 Oliver CHATHAM	Porsche Boxster S	1:15.196	10	12	2.256	0.807	74.20
12	88	2	2 Paul SIMPSON	Porsche Boxster S	1:15.233	5	15	2.293	0.037	74.17
13	74	1	11 Jim BRYAN	Porsche 996	1:15.295	6	15	2.355	0.062	74.10
14	44	2	3 Andrew PORTER	Porsche Boxster S	1:15.451	5	13	2.511	0.156	73.95
15	22	1	12 Peter EVANS	Porsche 996	1:15.546	10	14	2.606	0.095	73.86
16	4	1	13 Andy TOON	Porsche Cayman	1:16.039	9	14	3.099	0.493	73.38
17	64	1	14 Vince BLACKER	Porsche Cayman	1:16.126	7	13	3.186	0.087	73.30
18	15	2	4 Shiraz KHAN	Porsche Boxster S	1:16.512	4	12	3.572	0.386	72.93
19	3	2	5 Ross MORRIS	Porsche Boxster S	1:16.730	5	11	3.790	0.218	72.72
20	52	2	6 Darren LABBETT	Porsche Boxster S	1:17.056	12	14	4.116	0.326	72.41
21	24	2	7 Carl HAZELTON	Porsche Boxster S	1:17.199	8	13	4.259	0.143	72.28
22	10	2	8 Julian MORRIS	Porsche Boxster S	1:17.896	8	14	4.956	0.697	71.63
23	89	1	15 Adrian ROWLANDS	Porsche Cayman	1:18.736	10	13	5.796	0.840	70.87
24	5	2	9 Brian RICHARDSON	Porsche Boxster S	1:19.999	9	13	7.059	1.263	69.75

*Car 69 requires a working transponder - Regulation Q12.8.1 refers.

*Car 88 - transponder battery low, please charge.

Weather / Track : Cloudy / Dry

These results are provisional until the conclusion of any judicial and technical matters.

Anglesey Coastal: 1.5500 miles

Date: 20/05/2023 Start: 09:03 Finish: 09:23

Clerk Of Course : Andy Stevens

Stewards :

Timekeeper : Nick Palmer

Porsche Club Championship with Pirelli
QUALIFYING - RACE 1 - CLASSIFICATION

POS	NO	CL	PIC NAME	ENTRY	TIME	ON	LAPS	GAP	DIFF	MPH
1	25	1	1 Harry MAILER	Porsche Cayman	1:12.401	7	8			77.07
2	77	1	2 Steve WOOD	Porsche 996	1:12.585	12	14	0.184	0.184	76.87
3	2	1	3 Peter MORRIS	Porsche 997	1:12.815	4	10	0.414	0.230	76.63
4	1	1	4 Colin TESTER	Porsche Cayman	1:12.951	8	15	0.550	0.136	76.49
5	17	1	5 Andrew MUGGERIDGE	Porsche 996	1:13.013	8	14	0.612	0.062	76.42
6	14	1	6 Mark MCALEER	Porsche 997	1:13.036	6	14	0.635	0.023	76.40
7	11	1	7 James CALEY	Porsche 997	1:13.068	5	13	0.667	0.032	76.36
8	80	1	8 Bill CALEY	Porsche Cayman	1:13.512	6	14	1.111	0.444	75.90
9	9	1	9 Chris DYER	Porsche Cayman	1:14.050	5	13	1.649	0.538	75.35
10	85	1	10 Richard BAYSTON	Porsche 996	1:14.333	9	14	1.932	0.283	75.06
11	69*	2	1 Oliver CHATHAM	Porsche Boxster S	1:14.727	5	12	2.326	0.394	74.67
12	74	1	11 Jim BRYAN	Porsche 996	1:14.913	7	15	2.512	0.186	74.48
13	44	2	2 Andrew PORTER	Porsche Boxster S	1:15.185	8	13	2.784	0.272	74.21
14	88	2	3 Paul SIMPSON	Porsche Boxster S	1:15.189	4	15	2.788	0.004	74.21
15	22	1	12 Peter EVANS	Porsche 996	1:15.401	12	14	3.000	0.212	74.00
16	4	1	13 Andy TOON	Porsche Cayman	1:15.689	8	14	3.288	0.288	73.72
17	64	1	14 Vince BLACKER	Porsche Cayman	1:15.883	8	13	3.482	0.194	73.53
18	3	2	4 Ross MORRIS	Porsche Boxster S	1:16.301	9	11	3.900	0.418	73.13
19	52	2	5 Darren LABBETT	Porsche Boxster S	1:16.423	14	14	4.022	0.122	73.01
20	15	2	6 Shiraz KHAN	Porsche Boxster S	1:16.477	12	12	4.076	0.054	72.96
21	24	2	7 Carl HAZELTON	Porsche Boxster S	1:16.686	5	13	4.285	0.209	72.76
22	10	2	8 Julian MORRIS	Porsche Boxster S	1:17.676	12	14	5.275	0.990	71.83
23	89	1	15 Adrian ROWLANDS	Porsche Cayman	1:18.459	4	13	6.058	0.783	71.12
24	5	2	9 Brian RICHARDSON	Porsche Boxster S	1:19.984	7	13	7.583	1.525	69.76

*Car 69 requires a working transponder - Regulation Q12.8.1 refers.

*Car 88 - transponder battery low, please charge.

Weather / Track : Cloudy / Dry

These results are provisional until the conclusion of any judicial and technical matters.

Anglesey Coastal: 1.5500 miles

Date: 20/05/2023 Start: 09:03 Finish: 09:23

Clerk Of Course : Andy Stevens

Stewards :

Timekeeper : Nick Palmer

Porsche Club Championship with Pirelli

QUALIFYING - RACE 1 - LAP ANALYSIS

DIFF = Difference To Personal Best Lap

P1 25 Harry MAILER				
LAP	LAP TIME	DIFF	MPH	TIME OF DAY
1 -	1:44.389	31.988	53.45	09:06:07.015
2 -	1:46.345 P	33.944	52.47	09:07:53.360
3 -	5:25.602 P	4:13.201	17.13	09:13:18.962
4 -	4:46.732	3:34.331	19.46	09:18:05.694
5 -	1:14.369 (2)	1.968	75.03	09:19:20.063
6 -	1:39.192	26.791	56.25	09:20:59.255
7 -	1:12.401 (1)		77.07	09:22:11.656
8 -	1:34.287 (3)	21.886	59.18	09:23:45.943

P2 77 Steve WOOD				
LAP	LAP TIME	DIFF	MPH	TIME OF DAY
1 -	1:30.387	17.802	61.73	09:07:34.089
2 -	1:18.329	5.744	71.23	09:08:52.418
3 -	1:14.522	1.937	74.87	09:10:06.940
4 -	1:14.648	2.063	74.75	09:11:21.588
5 -	1:19.030	6.445	70.60	09:12:40.618
6 -	1:20.832	8.247	69.03	09:14:01.450
7 -	1:13.229	0.644	76.19	09:15:14.679
8 -	1:13.433	0.848	75.98	09:16:28.112
9 -	1:25.231	12.646	65.46	09:17:53.343
10 -	1:13.188 (3)	0.603	76.24	09:19:06.531
11 -	1:18.112	5.527	71.43	09:20:24.643
12 -	1:12.585 (1)		76.87	09:21:37.228
13 -	1:13.139 (2)	0.554	76.29	09:22:50.367
14 -	1:51.094 P	38.509	50.22	09:24:41.461

P3 2 Peter MORRIS				
LAP	LAP TIME	DIFF	MPH	TIME OF DAY
1 -	1:24.528	11.713	66.01	09:06:47.599
2 -	1:19.871	7.056	69.86	09:08:07.470
3 -	1:14.509	1.694	74.89	09:09:21.979
4 -	1:12.815 (1)		76.63	09:10:34.794
5 -	1:12.940 (2)	0.125	76.50	09:11:47.734
6 -	1:18.372 P	5.557	71.19	09:13:06.106
7 -	1:52.484	39.669	49.60	09:14:58.590
8 -	1:14.193	1.378	75.20	09:16:12.783
9 -	1:13.415 (3)	0.600	76.00	09:17:26.198
10 -	1:22.575 P	9.760	67.57	09:18:48.773

P4 1 Colin TESTER				
LAP	LAP TIME	DIFF	MPH	TIME OF DAY
1 -	1:40.499	27.548	55.52	09:05:48.241
2 -	1:18.838	5.887	70.77	09:07:07.079
3 -	1:22.911	9.960	67.30	09:08:29.990
4 -	1:17.547	4.596	71.95	09:09:47.537
5 -	1:13.559	0.608	75.85	09:11:01.096
6 -	1:14.720	1.769	74.67	09:12:15.816
7 -	1:13.264 (2)	0.313	76.16	09:13:29.080
8 -	1:12.951 (1)		76.49	09:14:42.031
9 -	1:18.729 P	5.778	70.87	09:16:00.760
10 -	2:12.891	59.940	41.98	09:18:13.651
11 -	1:15.278	2.327	74.12	09:19:28.929
12 -	1:16.003	3.052	73.41	09:20:44.932
13 -	1:13.828	0.877	75.58	09:21:58.760
14 -	1:15.797	2.846	73.61	09:23:14.557
15 -	1:13.367 (3)	0.416	76.05	09:24:27.924

DIFF = Difference To Personal Best Lap

P5 17 Andrew MUGGERIDGE				
LAP	LAP TIME	DIFF	MPH	TIME OF DAY
1 -	1:23.753	10.740	66.62	09:06:51.488
2 -	1:36.070	23.057	58.08	09:08:27.558
3 -	1:24.419	11.406	66.09	09:09:51.977
4 -	1:16.037	3.024	73.38	09:11:08.014
5 -	1:15.117	2.104	74.28	09:12:23.131
6 -	1:15.162 P	2.149	74.24	09:13:38.293
7 -	2:17.813	1:04.800	40.48	09:15:56.106
8 -	1:13.013 (1)		76.42	09:17:09.119
9 -	1:13.918	0.905	75.48	09:18:23.037
10 -	1:13.658 (3)	0.645	75.75	09:19:36.695
11 -	1:13.623 (2)	0.610	75.79	09:20:50.318
12 -	1:14.416	1.403	74.98	09:22:04.734
13 -	1:16.484	3.471	72.95	09:23:21.218
14 -	1:15.826	2.813	73.59	09:24:37.044

P6 14 Mark MCALEER				
LAP	LAP TIME	DIFF	MPH	TIME OF DAY
1 -	1:25.142	12.106	65.53	09:06:43.553
2 -	1:18.131	5.095	71.41	09:08:01.684
3 -	1:13.413 (3)	0.377	76.00	09:09:15.097
4 -	1:14.556	1.520	74.84	09:10:29.653
5 -	1:13.101 (2)	0.065	76.33	09:11:42.754
6 -	1:13.036 (1)		76.40	09:12:55.790
7 -	1:17.993 P	4.957	71.54	09:14:13.783
8 -	2:37.738	1:24.702	35.37	09:16:51.521
9 -	1:14.887	1.851	74.51	09:18:06.408
10 -	1:21.706	8.670	68.29	09:19:28.114
11 -	1:14.293	1.257	75.10	09:20:42.407
12 -	1:14.977	1.941	74.42	09:21:57.384
13 -	1:19.584	6.548	70.11	09:23:16.968
14 -	1:16.584	3.548	72.86	09:24:33.552

P7 11 James CALEY				
LAP	LAP TIME	DIFF	MPH	TIME OF DAY
1 -	1:46.573 P	33.505	52.35	09:07:32.201
2 -	1:37.110	24.042	57.46	09:09:09.311
3 -	1:16.426	3.358	73.01	09:10:25.737
4 -	1:13.234 (2)	0.166	76.19	09:11:38.971
5 -	1:13.068 (1)		76.36	09:12:52.039
6 -	1:24.799 P	11.731	65.80	09:14:16.838
7 -	2:05.166	52.098	44.58	09:16:22.004
8 -	1:14.114 (3)	1.046	75.28	09:17:36.118
9 -	1:19.720 P	6.652	69.99	09:18:55.838
10 -	2:09.526	56.458	43.08	09:21:05.364
11 -	1:14.227	1.159	75.17	09:22:19.591
12 -	1:17.209	4.141	72.27	09:23:36.800
13 -	1:18.192	5.124	71.36	09:24:54.992

P8 80 Bill CALEY				
LAP	LAP TIME	DIFF	MPH	TIME OF DAY
1 -	1:51.634 P	38.122	49.98	09:07:28.495
2 -	1:36.496	22.984	57.82	09:09:04.991
3 -	1:14.443	0.931	74.95	09:10:19.434
4 -	1:13.887 (3)	0.375	75.52	09:11:33.321
5 -	1:15.346	1.834	74.05	09:12:48.667
6 -	1:13.512 (1)		75.90	09:14:02.179
7 -	1:15.907	2.395	73.51	09:15:18.086
8 -	1:18.478	4.966	71.10	09:16:36.564
9 -	1:13.578 (2)	0.066	75.83	09:17:50.142
10 -	1:20.797	7.285	69.06	09:19:10.939

Porsche Club Championship with Pirelli

QUALIFYING - RACE 1 - LAP ANALYSIS

DIFF = Difference To Personal Best Lap

11 -	1:35.301	21.789	58.55	09:20:46.240
12 -	1:16.185	2.673	73.24	09:22:02.425
13 -	1:20.710	7.198	69.13	09:23:23.135
14 -	1:16.385	2.873	73.05	09:24:39.520

P9 9 Chris DYER

LAP	LAP TIME	DIFF	MPH	TIME OF DAY
1 -	1:25.386	11.336	65.35	09:06:44.432
2 -	1:18.901	4.851	70.72	09:08:03.333
3 -	1:15.469	1.419	73.93	09:09:18.802
4 -	1:14.253 (2)	0.203	75.14	09:10:33.055
5 -	1:14.050 (1)		75.35	09:11:47.105
6 -	1:15.677	1.627	73.73	09:13:02.782
7 -	1:14.699	0.649	74.70	09:14:17.481
8 -	1:17.262 P	3.212	72.22	09:15:34.743
9 -	2:22.589	1:08.539	39.13	09:17:57.332
10 -	1:16.012	1.962	73.40	09:19:13.344
11 -	1:15.995 P	1.945	73.42	09:20:29.339
12 -	2:12.149	58.099	42.22	09:22:41.488
13 -	1:14.434 (3)	0.384	74.96	09:23:55.922

P10 85 Richard BAYSTON

LAP	LAP TIME	DIFF	MPH	TIME OF DAY
1 -	1:25.616	11.283	65.17	09:06:45.437
2 -	1:23.090	8.757	67.15	09:08:08.527
3 -	1:17.492	3.159	72.00	09:09:26.019
4 -	1:15.999	1.666	73.42	09:10:42.018
5 -	1:15.209	0.876	74.19	09:11:57.227
6 -	1:14.799	0.466	74.60	09:13:12.026
7 -	1:14.555 (3)	0.222	74.84	09:14:26.581
8 -	1:15.188	0.855	74.21	09:15:41.769
9 -	1:14.333 (1)		75.06	09:16:56.102
10 -	1:14.389 (2)	0.056	75.01	09:18:10.491
11 -	1:17.845 P	3.512	71.68	09:19:28.336
12 -	2:25.682	1:11.349	38.30	09:21:54.018
13 -	1:15.842	1.509	73.57	09:23:09.860
14 -	1:14.918	0.585	74.48	09:24:24.778

P11 69 Oliver CHATHAM

LAP	LAP TIME	DIFF	MPH	TIME OF DAY
1 -	1:24.716	9.989	65.86	09:06:52.092
2 -	1:24.129	9.402	66.32	09:08:16.221
3 -	1:17.281	2.554	72.20	09:09:33.502
4 -	1:15.411 (3)	0.684	73.99	09:10:48.913
5 -	1:14.727 (1)		74.67	09:12:03.640
6 -	1:34.034 P	19.307	59.34	09:13:37.674
7 -	2:36.730	1:22.003	35.60	09:16:14.405
8 -	1:16.610	1.883	72.83	09:17:31.015
9 -	1:16.776	2.049	72.67	09:18:47.791
10 -	1:15.196 (2)	0.469	74.20	09:20:02.987
11 -	1:38.524 P	23.797	56.63	09:21:41.511
12 -	2:42.109	1:27.382	34.42	09:24:23.621

P12 74 Jim BRYAN

LAP	LAP TIME	DIFF	MPH	TIME OF DAY
1 -	1:24.752	9.839	65.83	09:06:49.539
2 -	1:19.626	4.713	70.07	09:08:09.165
3 -	1:17.328	2.415	72.16	09:09:26.493
4 -	1:17.973	3.060	71.56	09:10:44.466
5 -	1:15.418	0.505	73.98	09:11:59.884
6 -	1:15.295 (2)	0.382	74.10	09:13:15.179
7 -	1:14.913 (1)		74.48	09:14:30.092

DIFF = Difference To Personal Best Lap

8 -	1:15.453	0.540	73.95	09:15:45.545
9 -	1:15.315 (3)	0.402	74.08	09:17:00.860
10 -	1:15.351	0.438	74.05	09:18:16.211
11 -	1:15.344	0.431	74.06	09:19:31.555
12 -	1:15.856	0.943	73.56	09:20:47.411
13 -	1:16.050	1.137	73.37	09:22:03.461
14 -	1:16.981	2.068	72.48	09:23:20.442
15 -	1:16.200	1.287	73.22	09:24:36.642

P13 44 Andrew PORTER

LAP	LAP TIME	DIFF	MPH	TIME OF DAY
1 -	1:26.776	11.591	64.30	09:06:49.082
2 -	3:16.402	2:01.217	28.41	09:10:05.484
3 -	1:17.034	1.849	72.43	09:11:22.518
4 -	1:15.715 (3)	0.530	73.69	09:12:38.233
5 -	1:15.451 (2)	0.266	73.95	09:13:53.684
6 -	1:19.282	4.097	70.38	09:15:12.966
7 -	1:19.196	4.011	70.45	09:16:32.162
8 -	1:15.185 (1)		74.21	09:17:47.347
9 -	1:16.012	0.827	73.40	09:19:03.359
10 -	1:17.460	2.275	72.03	09:20:20.819
11 -	1:15.833	0.648	73.58	09:21:36.652
12 -	1:18.913	3.728	70.71	09:22:55.565
13 -	1:16.593	1.408	72.85	09:24:12.158

P14 88 Paul SIMPSON

LAP	LAP TIME	DIFF	MPH	TIME OF DAY
1 -	1:56.004	40.815	48.10	09:06:04.817
2 -	1:31.382	16.193	61.06	09:07:36.199
3 -	1:17.215	2.026	72.26	09:08:53.414
4 -	1:15.189 (1)		74.21	09:10:08.603
5 -	1:15.233 (2)	0.044	74.17	09:11:23.836
6 -	1:15.651 (3)	0.462	73.76	09:12:39.487
7 -	1:24.603	9.414	65.95	09:14:04.090
8 -	1:16.147	0.958	73.27	09:15:20.237
9 -	1:23.696	8.507	66.67	09:16:43.933
10 -	1:16.650	1.461	72.79	09:18:00.583
11 -	1:18.762	3.573	70.84	09:19:19.345
12 -	1:17.087	1.898	72.38	09:20:36.432
13 -	1:19.012	3.823	70.62	09:21:55.444
14 -	1:17.732	2.543	71.78	09:23:13.176
15 -	1:15.834	0.645	73.58	09:24:29.010

P15 22 Peter EVANS

LAP	LAP TIME	DIFF	MPH	TIME OF DAY
1 -	1:29.145	13.744	62.59	09:07:25.180
2 -	1:19.916	4.515	69.82	09:08:45.096
3 -	1:16.927	1.526	72.53	09:10:02.023
4 -	1:17.725	2.324	71.79	09:11:19.748
5 -	1:17.248	1.847	72.23	09:12:36.996
6 -	1:16.156 (3)	0.755	73.27	09:13:53.152
7 -	1:17.419	2.018	72.07	09:15:10.571
8 -	1:16.177	0.776	73.25	09:16:26.748
9 -	1:17.084	1.683	72.38	09:17:43.832
10 -	1:15.546 (2)	0.145	73.86	09:18:59.378
11 -	1:26.753	11.352	64.32	09:20:26.131
12 -	1:15.401 (1)		74.00	09:21:41.532
13 -	1:26.611	11.210	64.42	09:23:08.143
14 -	1:16.209	0.808	73.22	09:24:24.352

Porsche Club Championship with Pirelli

QUALIFYING - RACE 1 - LAP ANALYSIS

DIFF = Difference To Personal Best Lap

P16 4 Andy TOON				
LAP	LAP TIME	DIFF	MPH	TIME OF DAY
1 -	1:22.174	6.485	67.90	09:06:59.777
2 -	1:20.078	4.389	69.68	09:08:19.855
3 -	1:19.941	4.252	69.80	09:09:39.796
4 -	1:22.446 P	6.757	67.68	09:11:02.242
5 -	2:07.784	52.095	43.66	09:13:10.026
6 -	1:16.105 (3)	0.416	73.32	09:14:26.131
7 -	1:16.537	0.848	72.90	09:15:42.668
8 -	1:15.689 (1)		73.72	09:16:58.357
9 -	1:16.039 (2)	0.350	73.38	09:18:14.396
10 -	1:16.134	0.445	73.29	09:19:30.530
11 -	1:17.758	2.069	71.76	09:20:48.288
12 -	1:17.665	1.976	71.84	09:22:05.953
13 -	1:19.959	4.270	69.78	09:23:25.912
14 -	1:19.718	4.029	69.99	09:24:45.630

P17 64 Vince BLACKER				
LAP	LAP TIME	DIFF	MPH	TIME OF DAY
1 -	1:28.785	12.902	62.84	09:06:57.249
2 -	1:24.238	8.355	66.24	09:08:21.487
3 -	1:21.603	5.720	68.38	09:09:43.090
4 -	1:25.155	9.272	65.52	09:11:08.245
5 -	1:18.584	2.701	71.00	09:12:26.829
6 -	1:16.878	0.995	72.58	09:13:43.707
7 -	1:16.126 (2)	0.243	73.30	09:14:59.833
8 -	1:15.883 (1)		73.53	09:16:15.716
9 -	1:16.771	0.888	72.68	09:17:32.487
10 -	1:16.556 (3)	0.673	72.88	09:18:49.043
11 -	1:17.412	1.529	72.08	09:20:06.455
12 -	1:17.295	1.412	72.19	09:21:23.750
13 -	1:42.753 P	26.870	54.30	09:23:06.503

P18 3 Ross MORRIS				
LAP	LAP TIME	DIFF	MPH	TIME OF DAY
1 -	1:24.394	8.093	66.11	09:06:45.957
2 -	1:24.156	7.855	66.30	09:08:10.113
3 -	1:18.633	2.332	70.96	09:09:28.746
4 -	1:17.512	1.211	71.98	09:10:46.258
5 -	1:16.730 (2)	0.429	72.72	09:12:02.988
6 -	1:21.587 P	5.286	68.39	09:13:24.575
7 -	1:58.231	41.930	47.19	09:15:22.806
8 -	1:16.817 (3)	0.516	72.64	09:16:39.623
9 -	1:16.301 (1)		73.13	09:17:55.924
10 -	1:17.107	0.806	72.36	09:19:13.031
11 -	1:25.367 P	9.066	65.36	09:20:38.398

P19 52 Darren LABBETT				
LAP	LAP TIME	DIFF	MPH	TIME OF DAY
1 -	1:29.501	13.078	62.34	09:06:50.871
2 -	1:27.359	10.936	63.87	09:08:18.230
3 -	1:20.557	4.134	69.26	09:09:38.787
4 -	1:19.651	3.228	70.05	09:10:58.438
5 -	1:19.076	2.653	70.56	09:12:17.514
6 -	1:17.932	1.509	71.60	09:13:35.446
7 -	1:17.431	1.008	72.06	09:14:52.877
8 -	1:20.823	4.400	69.04	09:16:13.700
9 -	1:18.557	2.134	71.03	09:17:32.257
10 -	1:17.639	1.216	71.87	09:18:49.896
11 -	1:18.673	2.250	70.92	09:20:08.569
12 -	1:17.056 (2)	0.633	72.41	09:21:25.625
13 -	1:17.417 (3)	0.994	72.07	09:22:43.042

DIFF = Difference To Personal Best Lap

P20 15 Shiraz KHAN				
LAP	LAP TIME	DIFF	MPH	TIME OF DAY
1 -	1:30.657	14.180	61.55	09:07:36.954
2 -	1:20.593	4.116	69.23	09:08:57.547
3 -	1:17.716	1.239	71.80	09:10:15.263
4 -	1:16.512 (2)	0.035	72.93	09:11:31.775
5 -	1:17.985	1.508	71.55	09:12:49.760
6 -	1:17.131 (3)	0.654	72.34	09:14:06.891
7 -	1:17.524	1.047	71.97	09:15:24.415
8 -	3:56.371	2:39.894	23.60	09:19:20.786
9 -	1:18.565	2.088	71.02	09:20:39.351
10 -	1:20.586	4.109	69.24	09:21:59.937
11 -	1:17.833	1.356	71.69	09:23:17.770
12 -	1:16.477 (1)		72.96	09:24:34.247

P21 24 Carl HAZELTON				
LAP	LAP TIME	DIFF	MPH	TIME OF DAY
1 -	1:27.111	10.425	64.05	09:06:53.385
2 -	1:25.160	8.474	65.52	09:08:18.545
3 -	1:20.790	4.104	69.06	09:09:39.335
4 -	1:18.073	1.387	71.47	09:10:57.408
5 -	1:16.686 (1)		72.76	09:12:14.094
6 -	1:19.163	2.477	70.48	09:13:33.257
7 -	1:17.695	1.009	71.81	09:14:50.952
8 -	1:17.199 (2)	0.513	72.28	09:16:08.151
9 -	1:17.339 (3)	0.653	72.15	09:17:25.490
10 -	1:18.046	1.360	71.49	09:18:43.536
11 -	1:19.450 P	2.764	70.23	09:20:02.986
12 -	3:19.823	2:03.137	27.92	09:23:22.809
13 -	1:20.713	4.027	69.13	09:24:43.522

P22 10 Julian MORRIS				
LAP	LAP TIME	DIFF	MPH	TIME OF DAY
1 -	1:27.014	9.338	64.12	09:06:51.123
2 -	1:23.461	5.785	66.85	09:08:14.584
3 -	1:20.151	2.475	69.61	09:09:34.735
4 -	1:19.039	1.363	70.59	09:10:53.774
5 -	1:19.101	1.425	70.54	09:12:12.875
6 -	1:19.996	2.320	69.75	09:13:32.871
7 -	1:19.369	1.693	70.30	09:14:52.240
8 -	1:17.896 (2)	0.220	71.63	09:16:10.136
9 -	1:19.310	1.634	70.35	09:17:29.446
10 -	1:18.992	1.316	70.64	09:18:48.438
11 -	1:20.461	2.785	69.35	09:20:08.899
12 -	1:17.676 (1)		71.83	09:21:26.575
13 -	1:18.196 (3)	0.520	71.35	09:22:44.771
14 -	1:29.683	12.007	62.21	09:24:14.454

P23 89 Adrian ROWLANDS				
LAP	LAP TIME	DIFF	MPH	TIME OF DAY
1 -	1:25.634	7.175	65.16	09:06:55.533
2 -	1:24.655	6.196	65.91	09:08:20.188
3 -	1:28.817	10.358	62.82	09:09:49.005
4 -	1:18.459 (1)		71.12	09:11:07.464
5 -	1:21.101	2.642	68.80	09:12:28.565
6 -	1:18.755 (3)	0.296	70.85	09:13:47.320
7 -	1:18.940	0.481	70.68	09:15:06.260
8 -	1:34.758 P	16.299	58.88	09:16:41.018
9 -	2:35.563	1:17.104	35.86	09:19:16.581
10 -	1:18.736 (2)	0.277	70.87	09:20:35.317

Porsche Club Championship with Pirelli

QUALIFYING - RACE 1 - LAP ANALYSIS

DIFF = Difference To Personal Best Lap

11 -	1:24.441	5.982	66.08	09:21:59.758
12 -	1:20.307	1.848	69.48	09:23:20.065
13 -	1:20.613	2.154	69.22	09:24:40.678

P24 5 Brian RICHARDSON				
LAP	LAP TIME	DIFF	MPH	TIME OF DAY
1 -	1:24.321	4.337	66.17	09:07:14.756
2 -	1:23.305	3.321	66.98	09:08:38.061
3 -	1:22.131	2.147	67.94	09:10:00.192
4 -	1:25.689 P	5.705	65.11	09:11:25.881
5 -	2:17.396	57.412	40.61	09:13:43.277
6 -	1:21.925	1.941	68.11	09:15:05.202
7 -	1:19.984 (1)		69.76	09:16:25.186
8 -	1:20.578	0.594	69.25	09:17:45.764
9 -	1:19.999 (2)	0.015	69.75	09:19:05.763
10 -	1:27.396	7.412	63.84	09:20:33.159
11 -	1:28.778	8.794	62.85	09:22:01.937
12 -	1:26.271	6.287	64.68	09:23:28.208
13 -	1:20.292 (3)	0.308	69.49	09:24:48.500

Porsche Club Championship with Pirelli

QUALIFYING - RACE 1 - STATISTICS

Competitors Started 24
Planned Start 2023-05-20 @ 09:00:00.000
Actual Start 2023-05-20 @ 09:03:22.563
Finish Time 2023-05-20 @ 09:23:44.754
Track Length 1.5500mi.
Total Laps 315
Total Distance Covered 488.2532mi.

Session Fastest Lap History

NO	CL	NAME	LAP TIME	TIME OF DAY	LAP	VEHICLE
1	1	Colin TESTER	1:40.499	09:05:48.252	1	Porsche Cayman
14	1	Mark MCALEER	1:25.142	09:06:43.598	1	Porsche 997
3	2	Ross MORRIS	1:24.394	09:06:45.984	1	Porsche Boxster S
17	1	Andrew MUGGERIDGE	1:23.753	09:06:51.523	1	Porsche 996
4	1	Andy TOON	1:22.174	09:06:59.826	1	Porsche Cayman
1	1	Colin TESTER	1:18.838	09:07:07.091	2	Porsche Cayman
14	1	Mark MCALEER	1:18.131	09:08:01.729	2	Porsche 997
88	2	Paul SIMPSON	1:17.215	09:08:53.426	3	Porsche Boxster S
14	1	Mark MCALEER	1:13.413	09:09:15.142	3	Porsche 997
2	1	Peter MORRIS	1:12.815	09:10:34.817	4	Porsche 997
77	1	Steve WOOD	1:12.585	09:21:37.272	12	Porsche 996
25	1	Harry MAILER	1:12.401	09:22:11.692	7	Porsche Cayman

Flag History

TYPE	TIME OF DAY
GREEN	09:03:22.563
FINISH	09:23:44.754

Flag Statistics

TYPE	COUNT	TOTAL LAPS	TOTAL TIME
Green	1	15	22:22.022
Red	0	0	0.000
Safety Car	0	0	0.000
FCY	0	0	0.000

Porsche Club Championship with Pirelli

QUALIFYING - RACE 1 - STATISTICS

CLASS : 1

15 Starters

Fastest Lap History

NO	NAME	LAP TIME	TIME OF DAY	LAP	VEHICLE
1	Colin TESTER	1:40.499	09:05:48.252	1	Porsche Cayman
14	Mark MCALEER	1:25.142	09:06:43.598	1	Porsche 997
2	Peter MORRIS	1:24.528	09:06:47.623	1	Porsche 997
17	Andrew MUGGERIDGE	1:23.753	09:06:51.523	1	Porsche 996
4	Andy TOON	1:22.174	09:06:59.826	1	Porsche Cayman
1	Colin TESTER	1:18.838	09:07:07.091	2	Porsche Cayman
14	Mark MCALEER	1:18.131	09:08:01.729	2	Porsche 997
14	Mark MCALEER	1:13.413	09:09:15.142	3	Porsche 997
2	Peter MORRIS	1:12.815	09:10:34.817	4	Porsche 997
77	Steve WOOD	1:12.585	09:21:37.272	12	Porsche 996
25	Harry MAILER	1:12.401	09:22:11.692	7	Porsche Cayman

Porsche Club Championship with Pirelli

QUALIFYING - RACE 1 - STATISTICS

CLASS : 2

9 Starters

Fastest Lap History

NO	NAME	LAP TIME	TIME OF DAY	LAP	VEHICLE
88	Paul SIMPSON	1:56.004	09:06:04.830	1	Porsche Boxster S
3	Ross MORRIS	1:24.394	09:06:45.984	1	Porsche Boxster S
5	Brian RICHARDSON	1:24.321	09:07:14.807	1	Porsche Boxster S
3	Ross MORRIS	1:24.156	09:08:10.139	2	Porsche Boxster S
10	Julian MORRIS	1:23.461	09:08:14.618	2	Porsche Boxster S
5	Brian RICHARDSON	1:23.305	09:08:38.114	2	Porsche Boxster S
88	Paul SIMPSON	1:17.215	09:08:53.426	3	Porsche Boxster S
88	Paul SIMPSON	1:15.189	09:10:08.614	4	Porsche Boxster S
69	Oliver CHATHAM	1:14.727	09:12:03.640	5	Porsche Boxster S

Porsche Club Championship with Pirelli

RACE 1 - GRID (25 minutes)

ROW 12	24	1:19.984	5 Brian RICHARDSON	23	1:18.459	89 Adrian ROWLANDS
ROW 11		1:17.676	22 10 Julian MORRIS		1:16.686	21 24 Carl HAZELTON
ROW 10	20	1:16.477	15 Shiraz KHAN	19	1:16.423	52 Darren LABBETT
ROW 9		1:16.301	18 3 Ross MORRIS		1:15.883	17 64 Vince BLACKER
ROW 8	16	1:15.689	4 Andy TOON	15	1:15.401	22 Peter EVANS
ROW 7		1:15.189	14 88 Paul SIMPSON		1:15.185	13 44 Andrew PORTER
ROW 6	12	1:14.913	74 Jim BRYAN	11	1:14.727	69 Oliver CHATHAM
ROW 5		1:14.333	10 85 Richard BAYSTON		1:14.050	9 9 Chris DYER
ROW 4	8	1:13.512	80 Bill CALEY	7	1:13.068	11 James CALEY
ROW 3		1:13.036	6 14 Mark MCALEER		1:13.013	5 17 Andrew MUGGERIDGE
ROW 2	4	1:12.951	1 Colin TESTER	3	1:12.815	2 Peter MORRIS
ROW 1		1:12.585	2 77 Steve WOOD		1:12.401	1 25 Harry MAILER
Pole						

Anglesey Coastal: 1.5500 miles


These results are provisional until the conclusion of any judicial and technical matters.

Clerk Of Course : Andy Stevens

Stewards :

Timekeeper : Nick Palmer

Porsche Club Championship with Pirelli
RACE 10 - GRID (25 minutes) - AMENDED

ROW 11	22	1:19.999	5 Brian RICHARDSON	21	1:18.736	89 Adrian ROWLANDS
ROW 10	20	1:17.896	10 Julian MORRIS	19	1:17.199	24 Carl HAZELTON
ROW 9	18	1:17.056	52 Darren LABBETT	17	1:16.730	3 Ross MORRIS
ROW 8	16	1:16.126	64 Vince BLACKER	15	1:16.039	4 Andy TOON
ROW 7	14	1:15.546	22 Peter EVANS	13	1:15.451	44 Andrew PORTER
ROW 6	12	1:15.295	74 Jim BRYAN	11	1:15.233	88 Paul SIMPSON
ROW 5	10	1:15.196	69 Oliver CHATHAM	9	1:14.369	25 Harry MAILER
ROW 4	8	1:14.253	9 Chris DYER	7	1:13.623	17 Andrew MUGGERIDGE
ROW 3	6	1:13.578	80 Bill CALEY	5	1:13.264	1 Colin TESTER
ROW 2	4	1:13.234	11 James CALEY	3	1:13.139	77 Steve WOOD
ROW 1	2	1:13.101	14 Mark MCALEER	1	1:12.940	2 Peter MORRIS
Pole						
						

Cars 15 & 85 - Withdrawn.

Anglesey Coastal: 1.5500 miles

These results are provisional until the conclusion of any judicial and technical matters.

Clerk Of Course : Andy Stevens	Stewards :	Timekeeper : Nick Palmer
--------------------------------	------------	--------------------------

Porsche Club Championship with Pirelli

RACE 10 - GRID (25 minutes)

ROW 12		23	5	Brian RICHARDSON	1:19.999	
ROW 11		22	89	Adrian ROWLANDS	1:18.736	21
						10
						Julian MORRIS
ROW 10	20	24	Carl HAZELTON	1:17.199	19	52
						Darren LABBETT
ROW 9		18	3	Ross MORRIS	1:16.730	17
						15
						Shiraz KHAN
ROW 8	16	64	Vince BLACKER	1:16.126	15	4
						Andy TOON
ROW 7		14	22	Peter EVANS	1:15.546	13
						44
						Andrew PORTER
ROW 6	12	74	Jim BRYAN	1:15.295	11	88
						Paul SIMPSON
ROW 5		10	69	Oliver CHATHAM	1:15.196	9
						25
						Harry MAILER
ROW 4	8	9	Chris DYER	1:14.253	7	17
						Andrew MUGGERIDGE
ROW 3		6	80	Bill CALEY	1:13.578	5
						1
						Colin TESTER
ROW 2	4	11	James CALEY	1:13.234	3	77
						Steve WOOD
ROW 1		2	14	Mark MCALEER	1:13.101	1
						2
						Peter MORRIS
						Pole

Car 85 - Withdrawn.

Anglesey Coastal: 1.5500 miles

These results are provisional until the conclusion of any judicial and technical matters.

Clerk Of Course : Andy Stevens	Stewards :	Timekeeper : Nick Palmer
--------------------------------	------------	--------------------------

Porsche Club Championship with Pirelli

RACE 1 - FIRST PART RED FLAG STOP - INFORMATION SHEET

POS	NO	CL	PIC NAME	ENTRY	LAPS	TIME	GAP	DIFF	MPH	BEST	ON
1	1	1	1 Colin TESTER	Porsche Cayman	4	5:20.465			69.64	1:13.587	3
2	77	1	2 Steve WOOD	Porsche 996	4	5:21.464	0.999	0.999	69.43	1:14.652	3
3	2	1	3 Peter MORRIS	Porsche 997	4	5:22.067	1.602	0.603	69.30	1:14.574	3
4	14	1	4 Mark MCALEER	Porsche 997	4	5:22.710	2.245	0.643	69.16	1:14.386	3
5	17	1	5 Andrew MUGGERIDGE	Porsche 996	4	5:23.439	2.974	0.729	69.00	1:14.717	3
6	25	1	6 Harry MAILER	Porsche Cayman	4	5:24.039	3.574	0.600	68.88	1:16.036	2
7	11	1	7 James CALEY	Porsche 997	4	5:24.949	4.484	0.910	68.68	1:14.838	3
8	80	1	8 Bill CALEY	Porsche Cayman	4	5:25.607	5.142	0.658	68.54	1:14.366	3
9	9	1	9 Chris DYER	Porsche Cayman	4	5:27.080	6.615	1.473	68.24	1:16.337	3
10	74	1	10 Jim BRYAN	Porsche 996	4	5:27.753	7.288	0.673	68.10	1:16.656	3
11	88	2	1 Paul SIMPSON	Porsche Boxster S	4	5:28.695	8.230	0.942	67.90	1:16.951	3
12	4	1	11 Andy TOON	Porsche Cayman	4	5:29.642	9.177	0.947	67.71	1:16.788	2
13	44	2	2 Andrew PORTER	Porsche Boxster S	4	5:30.574	10.109	0.932	67.51	1:17.377	2
14	22	1	12 Peter EVANS	Porsche 996	4	5:31.273	10.808	0.699	67.37	1:17.889	3
15	3	2	3 Ross MORRIS	Porsche Boxster S	4	5:32.228	11.763	0.955	67.18	1:17.894	2
16	64	1	13 Vince BLACKER	Porsche Cayman	4	5:33.302	12.837	1.074	66.96	1:17.849	2
17	15	2	4 Shiraz KHAN	Porsche Boxster S	4	5:34.868	14.403	1.566	66.65	1:17.706	2
18	89	1	14 Adrian ROWLANDS	Porsche Cayman	4	5:36.321	15.856	1.453	66.36	1:18.778	2
19	24	2	5 Carl HAZELTON	Porsche Boxster S	4	5:36.985	16.520	0.664	66.23	1:18.656	2
20	69	2	6 Oliver CHATHAM	Porsche Boxster S	4	5:36.996	16.531	0.011	66.23	1:17.902	2
21	52	2	7 Darren LABBETT	Porsche Boxster S	4	5:37.648	17.183	0.651	66.10	1:18.554	2
22	5	2	8 Brian RICHARDSON	Porsche Boxster S	4	5:39.928	19.463	2.280	65.66	1:19.236	2
23	10	2	9 Julian MORRIS	Porsche Boxster S	4	5:40.257	19.792	0.329	65.59	1:18.955	2

NOT CLASSIFIED

NC	85	1	Richard BAYSTON	Porsche 996	2	2:43.023	2 Laps	2 Laps	68.45	1:17.720	2
FASTEST LAP											
	1	1	Colin TESTER	Porsche Cayman	3	1:13.587			75.82 mph	122.03 kph	
	88	2	Paul SIMPSON	Porsche Boxster S	3	1:16.951			72.51 mph	116.70 kph	

*Cars 44 & 69 require working transponders - Regulation Q12.8.1 refers. PLEASE FIX OR YOU WILL NOT BE TIMED IN THE NEXT RACE.

Red Flag (end of session): 11:36

Weather / Track : Sunny / Dry

These results are provisional until the conclusion of any judicial and technical matters.

Race Distance: 4 Laps / 6.20 miles

Anglesey Coastal: 1.5500 miles

Date: 20/05/2023 Start: 11:29 Finish: 00:00

Clerk Of Course : Andy Stevens


Stewards :

Timekeeper : Nick Palmer

Porsche Club Championship with Pirelli

RACE 1 - RESTART GRID

ROW 12		23	10 Julian MORRIS			
ROW 11		22	5 Brian RICHARDSON	21	24 Carl HAZELTON	
ROW 10	20	89 Adrian ROWLANDS		19	52 Darren LABBETT	
ROW 9		18	64 Vince BLACKER		17	69 Oliver CHATHAM
ROW 8	16	15 Shiraz KHAN		15	3 Ross MORRIS	
ROW 7		14	22 Peter EVANS		13	44 Andrew PORTER
ROW 6	12	4 Andy TOON		11	88 Paul SIMPSON	
ROW 5		10	74 Jim BRYAN		9	9 Chris DYER
ROW 4	8	80 Bill CALEY		7	11 James CALEY	
ROW 3		6	25 Harry MAILER		5	17 Andrew MUGGERIDGE
ROW 2	4	14 Mark MCALEER		3	2 Peter MORRIS	
ROW 1		2	77 Steve WOOD		1	1 Colin TESTER
						Pole



Anglesey Coastal: 1.5500 miles

These results are provisional until the conclusion of any judicial and technical matters.

Clerk Of Course : Andy Stevens

Stewards :

Timekeeper : Nick Palmer

Porsche Club Championship with Pirelli

RACE 1 - CLASSIFICATION

POS	NO	CL	PIC NAME	ENTRY	LAPS	TIME	GAP	DIFF	MPH	BEST	ON
1	25	1	1 Harry MAILER	Porsche Cayman	13	16:11.738			74.65	1:13.227	3
2	77	1	2 Steve WOOD	Porsche 996	13	16:20.892	9.154	9.154	73.95	1:14.335	10
3	2	1	3 Peter MORRIS	Porsche 997	13	16:21.924	10.186	1.032	73.87	1:14.790	9
4	14	1	4 Mark MCALEER	Porsche 997	13	16:23.194	11.456	1.270	73.78	1:14.616	4
5	17	1	5 Andrew MUGGERIDGE	Porsche 996	13	16:24.775	13.037	1.581	73.66	1:14.662	5
6	80	1	6 Bill CALEY	Porsche Cayman	13	16:25.497	13.759	0.722	73.60	1:14.424	5
7	11	1	7 James CALEY	Porsche 997	13	16:26.596	14.858	1.099	73.52	1:14.620	6
8	9	1	8 Chris DYER	Porsche Cayman	13	16:27.555	15.817	0.959	73.45	1:14.826	8
9	74	1	9 Jim BRYAN	Porsche 996	13	16:39.885	28.147	12.330	72.54	1:14.895	6
10	4	1	10 Andy TOON	Porsche Cayman	13	16:42.439	30.701	2.554	72.36	1:15.799	5
11	88*	2	1 Paul SIMPSON	Porsche Boxster S	13	16:43.489	31.751	1.050	72.28	1:15.809	7
12	22	1	11 Peter EVANS	Porsche 996	13	16:44.962	33.224	1.473	72.18	1:15.982	4
13	44	2	2 Andrew PORTER	Porsche Boxster S	13	16:46.349	34.611	1.387	72.08	1:15.885	5
14	69*	2	3 Oliver CHATHAM	Porsche Boxster S	13	16:46.606	34.868	0.257	72.06	1:15.489	5
15	3	2	4 Ross MORRIS	Porsche Boxster S	13	16:53.621	41.883	7.015	71.56	1:16.510	7
16	52	2	5 Darren LABBETT	Porsche Boxster S	13	17:09.296	57.558	15.675	70.47	1:17.013	3
17	64	1	12 Vince BLACKER	Porsche Cayman	13	17:15.506	1:03.768	6.210	70.05	1:17.583	13
18	24	2	6 Carl HAZELTON	Porsche Boxster S	13	17:26.303	1:14.565	10.797	69.33	1:18.299	3
19	10	2	7 Julian MORRIS	Porsche Boxster S	13	17:28.563	1:16.825	2.260	69.18	1:18.637	8
20	89	1	13 Adrian ROWLANDS	Porsche Cayman	12	17:04.265	1 Lap	1 Lap	65.37	1:18.795	5
21	5	2	8 Brian RICHARDSON	Porsche Boxster S	12	17:07.448	1 Lap	3.183	65.17	1:21.252	2

NOT CLASSIFIED

DNF	15	2	Shiraz KHAN	Porsche Boxster S	9	12:10.996	4 Laps	3 Laps	68.70	1:18.297	8
DNF	1	1	Colin TESTER	Porsche Cayman	5	7:49.943	8 Laps	4 Laps	59.36	1:14.949	3

NOT STARTED

NS	85	1	Richard BAYSTON	Porsche 996							
----	----	---	-----------------	-------------	--	--	--	--	--	--	--

FASTEST LAP

	25	1	Harry MAILER	Porsche Cayman	3	1:13.227			76.20 mph	122.63 kph	
	69	2	Oliver CHATHAM	Porsche Boxster S	5	1:15.489			73.91 mph	118.96 kph	

*Car 69 requires a working transponder - Regulation Q12.8.1 refers. PLEASE FIX OR YOU WILL NOT BE TIMED IN THE NEXT RACE.

*Car 88 - transponder battery low, please charge.

Car 85 did not participate in restarted race.

Race Distance: 13 Laps / 20.15 miles

Anglesey Coastal: 1.5500 miles

Date: 20/05/2023 Start: 11:50 Finish: 12:06

Weather / Track : Sunny / Dry

These results are provisional until the conclusion of any judicial and technical matters.

Clerk Of Course : Andy Stevens	Stewards :	Timekeeper : Nick Palmer
--------------------------------	------------	--------------------------

Porsche Club Championship with Pirelli

RACE 1 - LAP CHART

LAP 1 @ 11:51:25.118			LAP 2 @ 11:52:40.570			LAP 3 @ 11:53:53.797			LAP 4 @ 11:55:07.090			LAP 5 @ 11:56:20.759		
NO	BEHIND	LAP TIME	NO	BEHIND	LAP TIME	NO	BEHIND	LAP TIME	NO	BEHIND	LAP TIME	NO	BEHIND	LAP TIME
77		1:19.572	25		1:14.926	25		1:13.227	25		1:13.293	25		1:13.669
1	0.306	1:19.878	77	0.630	1:16.082	77	2.468	1:15.065	77	4.489	1:15.314	77	6.039	1:15.219
25	0.526	1:20.098	1	0.876	1:16.022	1	2.598	1:14.949	2	5.441	1:14.858	2	6.761	1:14.989
14	1.097	1:20.669	14	1.283	1:15.638	2	3.876	1:15.346	14	6.051	1:14.616	14	7.106	1:14.724
2	1.496	1:21.068	2	1.757	1:15.713	14	4.728	1:16.672	17	6.568	1:14.668	17	7.561	1:14.662
80	1.967	1:21.539	80	2.106	1:15.591	17	5.193	1:15.717	80	7.483	1:15.133	80	8.238	1:14.424
17	2.516	1:22.088	17	2.703	1:15.639	80	5.643	1:16.764	11	8.223	1:15.321	11	9.268	1:14.714
11	3.044	1:22.616	11	3.209	1:15.617	11	6.195	1:16.213	9	9.533	1:16.208	9	10.695	1:14.831
9	3.644	1:23.216	9	3.809	1:15.617	9	6.618	1:16.036	4	10.726	1:16.132	4	12.856	1:15.799
4	4.455	1:24.027	4	4.893	1:15.890	4	7.887	1:16.221	88	12.951	1:16.603	74	14.972	1:15.495
88	5.265	1:24.837	88	6.044	1:16.231	88	9.641	1:16.824	74	13.146	1:15.755	88	16.087	1:16.805
22	5.839	1:25.411	74	8.370	1:17.022	74	10.684	1:15.541	22	14.847	1:15.982	22	17.930	1:16.752
44	6.426	1:25.998	22	9.163	1:18.776	22	12.158	1:16.222	44	16.155	1:16.412	44	18.371	1:15.885
74	6.800	1:26.372	44	9.603	1:18.629	44	13.036	1:16.660	69	16.700	1:16.607	69	18.520	1:15.489
3	7.563	1:27.135	69	9.779	1:17.493	69	13.386	1:16.834	1	18.109	1:28.804 P	3	22.179	1:17.399
69	7.738	1:27.310	3	10.829	1:18.718	3	14.653	1:17.051	3	18.449	1:17.089	52	23.143	1:17.870
52	8.481	1:28.053	52	11.357	1:18.328	52	15.143	1:17.013	52	18.942	1:17.092	10	30.041	1:19.159
10	9.094	1:28.666	10	12.654	1:19.012	10	18.734	1:19.307	10	24.551	1:19.110	15	30.348	1:19.015
15	9.469	1:29.041	15	13.572	1:19.555	15	19.010	1:18.665	15	25.002	1:19.285	64	30.869	1:18.709
89	10.535	1:30.107	64	14.639	1:19.030	64	19.954	1:18.542	64	25.829	1:19.168	24	32.257	1:19.005
64	11.061	1:30.633	89	15.694	1:20.611	24	20.936	1:18.299	24	26.921	1:19.278	89	32.957	1:18.795
24	11.781	1:31.353	24	15.864	1:19.535	89	22.065	1:19.598	89	27.831	1:19.059	5	55.726	1:22.688
5	23.453	1:43.025	5	29.253	1:21.252	5	37.806	1:21.780	5	46.707	1:22.194			

Porsche Club Championship with Pirelli

RACE 1 - LAP CHART

LAP 6 @ 11:57:36.011			LAP 7 @ 11:58:51.135			LAP 8 @ 12:00:05.064			LAP 9 @ 12:01:19.447			LAP 10 @ 12:02:33.360		
NO	BEHIND	LAP TIME	NO	BEHIND	LAP TIME	NO	BEHIND	LAP TIME	NO	BEHIND	LAP TIME	NO	BEHIND	LAP TIME
25		1:15.252	25		1:15.124	25		1:13.929	25		1:14.383	25		1:13.913
77	6.142	1:15.355	77	6.256	1:15.238	77	6.665	1:14.338	5	1 Lap	1:23.638	89	1 Lap	1:29.337
2	6.756	1:15.247	2	6.748	1:15.116	2	7.661	1:14.842	77	7.240	1:14.958	77	7.662	1:14.335
14	7.010	1:15.156	14	7.219	1:15.333	14	7.942	1:14.652	2	8.068	1:14.790	2	9.127	1:14.972
17	7.385	1:15.076	17	8.146	1:15.885	17	9.154	1:14.937	14	8.507	1:14.948	14	9.731	1:15.137
80	7.689	1:14.703	80	8.431	1:15.866	80	9.316	1:14.814	17	10.252	1:15.481	17	12.093	1:15.754
11	8.636	1:14.620	11	8.922	1:15.410	11	10.137	1:15.144	80	10.848	1:15.915	80	12.348	1:15.413
9	10.934	1:15.491	9	10.783	1:14.973	9	11.680	1:14.826	11	11.046	1:15.292	11	13.015	1:15.882
4	13.440	1:15.836	4	14.878	1:16.562	4	17.448	1:16.499	9	12.185	1:14.888	9	13.728	1:15.456
74	14.615	1:14.895	74	15.116	1:15.625	74	18.151	1:16.964	4	19.357	1:16.292	5	1 Lap	1:27.826
88	16.795	1:15.960	88	17.480	1:15.809	88	20.318	1:16.767	74	19.993	1:16.225	4	22.510	1:17.066
22	18.808	1:16.130	22	20.318	1:16.634	22	22.716	1:16.327	88	22.660	1:16.725	74	23.067	1:16.987
44	19.374	1:16.255	44	21.459	1:17.209	44	23.703	1:16.173	22	24.825	1:16.492	88	25.348	1:16.601
1	1 Lap	2:30.290 P	69	21.835	1:17.352	69	24.039	1:16.133	44	25.425	1:16.105	22	26.950	1:16.038
69	19.607	1:16.339	3	25.593	1:16.510	3	28.545	1:16.881	69	25.904	1:16.248	44	27.880	1:16.368
3	24.207	1:17.280	52	29.098	1:18.382	52	34.097	1:18.928	3	31.147	1:16.985	69	28.170	1:16.179
52	25.840	1:17.949	64	39.719	1:17.701	64	44.503	1:18.713	52	38.727	1:19.013	3	33.981	1:16.747
64	37.142	1:21.525	24	42.983	1:19.742	24	48.921	1:19.867	64	48.087	1:17.967	52	43.383	1:18.569
24	38.365	1:21.360	10	47.539	1:19.499	10	52.247	1:18.637	24	53.608	1:19.070	64	52.927	1:18.753
89	40.690	1:22.985	15	48.133	1:19.650	15	52.501	1:18.297	10	56.959	1:19.095	24	58.429	1:18.734
10	43.164	1:28.375	89	54.093	1:28.527	89	1:05.992	1:25.828	15	57.095	1:18.977	10	1:03.077	1:20.031
15	43.607	1:28.511	5	1:11.741	1:23.044									
5	1:03.821	1:23.347												

Porsche Club Championship with Pirelli

RACE 1 - LAP CHART

LAP 11 @ 12:03:47.946			LAP 12 @ 12:05:02.587			LAP 13 @ 12:06:17.284		
NO	BEHIND	LAP TIME	NO	BEHIND	LAP TIME	NO	BEHIND	LAP TIME
25		1:14.586	25		1:14.641	25		1:14.697
77	8.393	1:15.317	77	8.626	1:14.874	77	9.154	1:15.225
2	9.405	1:14.864	2	9.669	1:14.905	2	10.186	1:15.214
14	10.102	1:14.957	14	11.469	1:16.008	14	11.456	1:14.684
17	12.599	1:15.092	17	12.744	1:14.786	17	13.037	1:14.990
80	12.991	1:15.229	80	13.515	1:15.165	80	13.759	1:14.941
11	13.855	1:15.426	11	14.541	1:15.327	11	14.858	1:15.014
9	14.521	1:15.379	9	14.946	1:15.066	9	15.817	1:15.568
89	1 Lap	1:26.142	74	26.994	1:16.708	74	28.147	1:15.850
4	24.686	1:16.762	4	27.861	1:17.816	4	30.701	1:17.537
74	24.927	1:16.446	88	29.921	1:17.032	88	31.751	1:16.527
88	27.530	1:16.768	22	31.557	1:17.085	22	33.224	1:16.364
22	29.113	1:16.749	44	32.485	1:16.819	44	34.611	1:16.823
44	30.307	1:17.013	69	32.969	1:16.317	69	34.868	1:16.596
69	31.293	1:17.709	89	1 Lap	1:31.615	3	41.883	1:18.047
5	1 Lap	1:28.462	3	38.533	1:16.884	89	1 Lap	1:31.661
3	36.290	1:16.895	5	1 Lap	1:25.967	5	1 Lap	1:24.225
52	47.959	1:19.162	52	52.853	1:19.535	52	57.558	1:19.402
64	56.506	1:18.165	64	1:00.882	1:19.017	64	1:03.768	1:17.583
24	1:04.072	1:20.229	24	1:09.616	1:20.185	24	1:14.565	1:19.646
10	1:08.101	1:19.610	10	1:12.728	1:19.268	10	1:16.825	1:18.794

Porsche Club Championship with Pirelli

RACE 1 - POSITION CHART

No	Name	Lap Pos	Lap													
			1	2	3	4	5	6	7	8	9	10	11	12	13	
1	TESTER	1	77	25	25	25	25	25	25	25	25	25	25	25	25	25
77	WOOD	2	1	77	77	77	77	77	77	77	77	77	77	77	77	77
2	MORRIS	3	25	1	1	2	2	2	2	2	2	2	2	2	2	2
14	MCALEER	4	14	14	2	14	14	14	14	14	14	14	14	14	14	14
17	MUGGERIDGE	5	2	2	14	17	17	17	17	17	17	17	17	17	17	17
25	MAILER	6	80	80	17	80	80	80	80	80	80	80	80	80	80	80
11	CALEY	7	17	17	80	11	11	11	11	11	11	11	11	11	11	11
80	CALEY	8	11	11	11	9	9	9	9	9	9	9	9	9	9	9
9	DYER	9	9	9	9	4	4	4	4	4	4	4	4	4	74	74
74	BRYAN	10	4	4	4	88	74	74	74	74	74	74	74	74	4	4
88	SIMPSON	11	88	88	88	74	88	88	88	88	88	88	88	88	88	88
4	TOON	12	22	74	74	22	22	22	22	22	22	22	22	22	22	22
44	PORTER	13	44	22	22	44	44	44	44	44	44	44	44	44	44	44
22	EVANS	14	74	44	44	69	69	69	69	69	69	69	69	69	69	69
3	MORRIS	15	3	69	69	1	3	3	3	3	3	3	3	3	3	3
15	KHAN	16	69	3	3	3	52	52	52	52	52	52	52	52	52	52
69	CHATHAM	17	52	52	52	52	10	64	64	64	64	64	64	64	64	64
64	BLACKER	18	10	10	10	10	15	24	24	24	24	24	24	24	24	24
52	LABBETT	19	15	15	15	15	64	89	10	10	10	10	10	10	10	10
89	ROWLANDS	20	89	64	64	64	24	10	15	15	15	89	89	89	89	89
24	HAZELTON	21	64	89	24	24	89	15	89	89	89	5	5	5	5	5
5	RICHARDSON	22	24	24	89	89	5	5	5	5	5					
10	MORRIS	23	5	5	5	5	1									
85	BAYSTON	24														

Porsche Club Championship with Pirelli

RACE 1 - LAP ANALYSIS

DIFF = Difference To Personal Best Lap

P1 25 Harry MAILER				
LAP	LAP TIME	DIFF	MPH	TIME OF DAY
1 -	1:20.098	6.871	69.66	11:51:25.644
2 -	1:14.926	1.699	74.47	11:52:40.570
3 -	1:13.227 (1)		76.20	11:53:53.797
4 -	1:13.293 (2)	0.066	76.13	11:55:07.090
5 -	1:13.669 (3)	0.442	75.74	11:56:20.759
6 -	1:15.252	2.025	74.15	11:57:36.011
7 -	1:15.124	1.897	74.27	11:58:51.135
8 -	1:13.929	0.702	75.47	12:00:05.064
9 -	1:14.383	1.156	75.01	12:01:19.447
10 -	1:13.913	0.686	75.49	12:02:33.360
11 -	1:14.586	1.359	74.81	12:03:47.946
12 -	1:14.641	1.414	74.75	12:05:02.587
13 -	1:14.697	1.470	74.70	12:06:17.284

P2 77 Steve WOOD				
LAP	LAP TIME	DIFF	MPH	TIME OF DAY
1 -	1:19.572	5.237	70.12	11:51:25.118
2 -	1:16.082	1.747	73.34	11:52:41.200
3 -	1:15.065	0.730	74.33	11:53:56.265
4 -	1:15.314	0.979	74.09	11:55:11.579
5 -	1:15.219	0.884	74.18	11:56:26.798
6 -	1:15.355	1.020	74.04	11:57:42.153
7 -	1:15.238	0.903	74.16	11:58:57.391
8 -	1:14.338 (2)	0.003	75.06	12:00:11.729
9 -	1:14.958	0.623	74.44	12:01:26.687
10 -	1:14.335 (1)		75.06	12:02:41.022
11 -	1:15.317	0.982	74.08	12:03:56.339
12 -	1:14.874 (3)	0.539	74.52	12:05:11.213
13 -	1:15.225	0.890	74.17	12:06:26.438

P3 2 Peter MORRIS				
LAP	LAP TIME	DIFF	MPH	TIME OF DAY
1 -	1:21.068	6.278	68.83	11:51:26.614
2 -	1:15.713	0.923	73.69	11:52:42.327
3 -	1:15.346	0.556	74.05	11:53:57.673
4 -	1:14.858 (3)	0.068	74.54	11:55:12.531
5 -	1:14.989	0.199	74.41	11:56:27.520
6 -	1:15.247	0.457	74.15	11:57:42.767
7 -	1:15.116	0.326	74.28	11:58:57.883
8 -	1:14.842 (2)	0.052	74.55	12:00:12.725
9 -	1:14.790 (1)		74.60	12:01:27.515
10 -	1:14.972	0.182	74.42	12:02:42.487
11 -	1:14.864	0.074	74.53	12:03:57.351
12 -	1:14.905	0.115	74.49	12:05:12.256
13 -	1:15.214	0.424	74.18	12:06:27.470

P4 14 Mark MCALEER				
LAP	LAP TIME	DIFF	MPH	TIME OF DAY
1 -	1:20.669	6.053	69.17	11:51:26.215
2 -	1:15.638	1.022	73.77	11:52:41.853
3 -	1:16.672	2.056	72.77	11:53:58.525
4 -	1:14.616 (1)		74.78	11:55:13.141
5 -	1:14.724	0.108	74.67	11:56:27.865
6 -	1:15.156	0.540	74.24	11:57:43.021
7 -	1:15.333	0.717	74.07	11:58:58.354
8 -	1:14.652 (2)	0.036	74.74	12:00:13.006
9 -	1:14.948	0.332	74.45	12:01:27.954
10 -	1:15.137	0.521	74.26	12:02:43.091
11 -	1:14.957	0.341	74.44	12:03:58.048
12 -	1:16.008	1.392	73.41	12:05:14.056

DIFF = Difference To Personal Best Lap

P5 17 Andrew MUGGERIDGE				
LAP	LAP TIME	DIFF	MPH	TIME OF DAY
13 -	1:14.684 (3)	0.068	74.71	12:06:28.740
1 -	1:22.088	7.426	67.97	11:51:27.634
2 -	1:15.639	0.977	73.77	11:52:43.273
3 -	1:15.717	1.055	73.69	11:53:58.990
4 -	1:14.668 (2)	0.006	74.73	11:55:13.658
5 -	1:14.662 (1)		74.73	11:56:28.320
6 -	1:15.076	0.414	74.32	11:57:43.396
7 -	1:15.885	1.223	73.53	11:58:59.281
8 -	1:14.937	0.275	74.46	12:00:14.218
9 -	1:15.481	0.819	73.92	12:01:29.699
10 -	1:15.754	1.092	73.65	12:02:45.453
11 -	1:15.092	0.430	74.30	12:04:00.545
12 -	1:14.786 (3)	0.124	74.61	12:05:15.331
13 -	1:14.990	0.328	74.41	12:06:30.321

P6 80 Bill CALEY				
LAP	LAP TIME	DIFF	MPH	TIME OF DAY
1 -	1:21.539	7.115	68.43	11:51:27.085
2 -	1:15.591	1.167	73.81	11:52:42.676
3 -	1:16.764	2.340	72.69	11:53:59.440
4 -	1:15.133	0.709	74.26	11:55:14.573
5 -	1:14.424 (1)		74.97	11:56:28.997
6 -	1:14.703 (2)	0.279	74.69	11:57:43.700
7 -	1:15.866	1.442	73.55	11:58:59.566
8 -	1:14.814 (3)	0.390	74.58	12:00:14.380
9 -	1:15.915	1.491	73.50	12:01:30.295
10 -	1:15.413	0.989	73.99	12:02:45.708
11 -	1:15.229	0.805	74.17	12:04:00.937
12 -	1:15.165	0.741	74.23	12:05:16.102
13 -	1:14.941	0.517	74.45	12:06:31.043

P7 11 James CALEY				
LAP	LAP TIME	DIFF	MPH	TIME OF DAY
1 -	1:22.616	7.996	67.54	11:51:28.162
2 -	1:15.617	0.997	73.79	11:52:43.779
3 -	1:16.213	1.593	73.21	11:53:59.992
4 -	1:15.321	0.701	74.08	11:55:15.313
5 -	1:14.714 (2)	0.094	74.68	11:56:30.027
6 -	1:14.620 (1)		74.77	11:57:44.647
7 -	1:15.410	0.790	73.99	11:59:00.057
8 -	1:15.144	0.524	74.25	12:00:15.201
9 -	1:15.292	0.672	74.11	12:01:30.493
10 -	1:15.882	1.262	73.53	12:02:46.375
11 -	1:15.426	0.806	73.98	12:04:01.801
12 -	1:15.327	0.707	74.07	12:05:17.128
13 -	1:15.014 (3)	0.394	74.38	12:06:32.142

P8 9 Chris DYER				
LAP	LAP TIME	DIFF	MPH	TIME OF DAY
1 -	1:23.216	8.390	67.05	11:51:28.762
2 -	1:15.617	0.791	73.79	11:52:44.379
3 -	1:16.036	1.210	73.38	11:54:00.415
4 -	1:16.208	1.382	73.22	11:55:16.623
5 -	1:14.831 (2)	0.005	74.56	11:56:31.454
6 -	1:15.491	0.665	73.91	11:57:46.945
7 -	1:14.973	0.147	74.42	11:59:01.918
8 -	1:14.826 (1)		74.57	12:00:16.744
9 -	1:14.888 (3)	0.062	74.51	12:01:31.632
10 -	1:15.456	0.630	73.95	12:02:47.088

Porsche Club Championship with Pirelli

RACE 1 - LAP ANALYSIS

DIFF = Difference To Personal Best Lap

11 -	1:15.379	0.553	74.02	12:04:02.467
12 -	1:15.066	0.240	74.33	12:05:17.533
13 -	1:15.568	0.742	73.84	12:06:33.101

P9 74 Jim BRYAN				
LAP	LAP TIME	DIFF	MPH	TIME OF DAY
1 -	1:26.372	11.477	64.60	11:51:31.918
2 -	1:17.022	2.127	72.44	11:52:48.940
3 -	1:15.541 (3)	0.646	73.86	11:54:04.481
4 -	1:15.755	0.860	73.65	11:55:20.236
5 -	1:15.495 (2)	0.600	73.91	11:56:35.731
6 -	1:14.895 (1)		74.50	11:57:50.626
7 -	1:15.625	0.730	73.78	11:59:06.251
8 -	1:16.964	2.069	72.50	12:00:23.215
9 -	1:16.225	1.330	73.20	12:01:39.440
10 -	1:16.987	2.092	72.48	12:02:56.427
11 -	1:16.446	1.551	72.99	12:04:12.873
12 -	1:16.708	1.813	72.74	12:05:29.581
13 -	1:15.850	0.955	73.56	12:06:45.431

P10 4 Andy TOON				
LAP	LAP TIME	DIFF	MPH	TIME OF DAY
1 -	1:24.027	8.228	66.40	11:51:29.573
2 -	1:15.890 (3)	0.091	73.52	11:52:45.463
3 -	1:16.221	0.422	73.20	11:54:01.684
4 -	1:16.132	0.333	73.29	11:55:17.816
5 -	1:15.799 (1)		73.61	11:56:33.615
6 -	1:15.836 (2)	0.037	73.58	11:57:49.451
7 -	1:16.562	0.763	72.88	11:59:06.013
8 -	1:16.499	0.700	72.94	12:00:22.512
9 -	1:16.292	0.493	73.14	12:01:38.804
10 -	1:17.066	1.267	72.40	12:02:55.870
11 -	1:16.762	0.963	72.69	12:04:12.632
12 -	1:17.816	2.017	71.70	12:05:30.448
13 -	1:17.537	1.738	71.96	12:06:47.985

P11 88 Paul SIMPSON				
LAP	LAP TIME	DIFF	MPH	TIME OF DAY
1 -	1:24.837	9.028	65.77	11:51:30.383
2 -	1:16.231 (3)	0.422	73.19	11:52:46.614
3 -	1:16.824	1.015	72.63	11:54:03.438
4 -	1:16.603	0.794	72.84	11:55:20.041
5 -	1:16.805	0.996	72.65	11:56:36.846
6 -	1:15.960 (2)	0.151	73.46	11:57:52.806
7 -	1:15.809 (1)		73.60	11:59:08.615
8 -	1:16.767	0.958	72.68	12:00:25.382
9 -	1:16.725	0.916	72.72	12:01:42.107
10 -	1:16.601	0.792	72.84	12:02:58.708
11 -	1:16.768	0.959	72.68	12:04:15.476
12 -	1:17.032	1.223	72.43	12:05:32.508
13 -	1:16.527	0.718	72.91	12:06:49.035

P12 22 Peter EVANS				
LAP	LAP TIME	DIFF	MPH	TIME OF DAY
1 -	1:25.411	9.429	65.33	11:51:30.957
2 -	1:18.776	2.794	70.83	11:52:49.733
3 -	1:16.222	0.240	73.20	11:54:05.955
4 -	1:15.982 (1)		73.43	11:55:21.937
5 -	1:16.752	0.770	72.70	11:56:38.689
6 -	1:16.130 (3)	0.148	73.29	11:57:54.819
7 -	1:16.634	0.652	72.81	11:59:11.453
8 -	1:16.327	0.345	73.10	12:00:27.780

DIFF = Difference To Personal Best Lap

9 -	1:16.492	0.510	72.94	12:01:44.272
10 -	1:16.038 (2)	0.056	73.38	12:03:00.310
11 -	1:16.749	0.767	72.70	12:04:17.059
12 -	1:17.085	1.103	72.38	12:05:34.144
13 -	1:16.364	0.382	73.07	12:06:50.508

P13 44 Andrew PORTER				
LAP	LAP TIME	DIFF	MPH	TIME OF DAY
1 -	1:25.998	10.113	64.88	11:51:31.544
2 -	1:18.629	2.744	70.96	11:52:50.173
3 -	1:16.660	0.775	72.78	11:54:06.833
4 -	1:16.412	0.527	73.02	11:55:23.245
5 -	1:15.885 (1)		73.53	11:56:39.130
6 -	1:16.255	0.370	73.17	11:57:55.385
7 -	1:17.209	1.324	72.27	11:59:12.594
8 -	1:16.173 (3)	0.288	73.25	12:00:28.767
9 -	1:16.105 (2)	0.220	73.32	12:01:44.872
10 -	1:16.368	0.483	73.06	12:03:01.240
11 -	1:17.013	1.128	72.45	12:04:18.253
12 -	1:16.819	0.934	72.63	12:05:35.072
13 -	1:16.823	0.938	72.63	12:06:51.895

P14 69 Oliver CHATHAM				
LAP	LAP TIME	DIFF	MPH	TIME OF DAY
1 -	1:27.310	11.821	63.91	11:51:32.856
2 -	1:17.493	2.004	72.00	11:52:50.349
3 -	1:16.834	1.345	72.62	11:54:07.183
4 -	1:16.607	1.118	72.83	11:55:23.790
5 -	1:15.489 (1)		73.91	11:56:39.279
6 -	1:16.339	0.850	73.09	11:57:55.618
7 -	1:17.352	1.863	72.13	11:59:12.970
8 -	1:16.133 (2)	0.644	73.29	12:00:29.103
9 -	1:16.248	0.759	73.18	12:01:45.351
10 -	1:16.179 (3)	0.690	73.24	12:03:01.530
11 -	1:17.709	2.220	71.80	12:04:19.239
12 -	1:16.317	0.828	73.11	12:05:35.556
13 -	1:16.596	1.107	72.85	12:06:52.152

P15 3 Ross MORRIS				
LAP	LAP TIME	DIFF	MPH	TIME OF DAY
1 -	1:27.135	10.625	64.03	11:51:32.681
2 -	1:18.718	2.208	70.88	11:52:51.399
3 -	1:17.051	0.541	72.42	11:54:08.450
4 -	1:17.089	0.579	72.38	11:55:25.539
5 -	1:17.399	0.889	72.09	11:56:42.938
6 -	1:17.280	0.770	72.20	11:58:00.218
7 -	1:16.510 (1)		72.93	11:59:16.728
8 -	1:16.881 (3)	0.371	72.58	12:00:33.609
9 -	1:16.985	0.475	72.48	12:01:50.594
10 -	1:16.747 (2)	0.237	72.70	12:03:07.341
11 -	1:16.895	0.385	72.56	12:04:24.236
12 -	1:16.884	0.374	72.57	12:05:41.120
13 -	1:18.047	1.537	71.49	12:06:59.167

P16 52 Darren LABBETT				
LAP	LAP TIME	DIFF	MPH	TIME OF DAY
1 -	1:28.053	11.040	63.37	11:51:33.599
2 -	1:18.328	1.315	71.23	11:52:51.927
3 -	1:17.013 (1)		72.45	11:54:08.940
4 -	1:17.092 (2)	0.079	72.38	11:55:26.032
5 -	1:17.870 (3)	0.857	71.65	11:56:43.902
6 -	1:17.949	0.936	71.58	11:58:01.851

Porsche Club Championship with Pirelli

RACE 1 - LAP ANALYSIS

DIFF = Difference To Personal Best Lap

7 -	1:18.382	1.369	71.19	11:59:20.233
8 -	1:18.928	1.915	70.69	12:00:39.161
9 -	1:19.013	2.000	70.62	12:01:58.174
10 -	1:18.569	1.556	71.02	12:03:16.743
11 -	1:19.162	2.149	70.48	12:04:35.905
12 -	1:19.535	2.522	70.15	12:05:55.440
13 -	1:19.402	2.389	70.27	12:07:14.842

P17 64 Vince BLACKER

LAP	LAP TIME	DIFF	MPH	TIME OF DAY
1 -	1:30.633	13.050	61.56	11:51:36.179
2 -	1:19.030	1.447	70.60	11:52:55.209
3 -	1:18.542	0.959	71.04	11:54:13.751
4 -	1:19.168	1.585	70.48	11:55:32.919
5 -	1:18.709	1.126	70.89	11:56:51.628
6 -	1:21.525	3.942	68.44	11:58:13.153
7 -	1:17.701 (2)	0.118	71.81	11:59:30.854
8 -	1:18.713	1.130	70.89	12:00:49.567
9 -	1:17.967 (3)	0.384	71.56	12:02:07.534
10 -	1:18.753	1.170	70.85	12:03:26.287
11 -	1:18.165	0.582	71.38	12:04:44.452
12 -	1:19.017	1.434	70.61	12:06:03.469
13 -	1:17.583 (1)		71.92	12:07:21.052

P18 24 Carl HAZELTON

LAP	LAP TIME	DIFF	MPH	TIME OF DAY
1 -	1:31.353	13.054	61.08	11:51:36.899
2 -	1:19.535	1.236	70.15	11:52:56.434
3 -	1:18.299 (1)		71.26	11:54:14.733
4 -	1:19.278	0.979	70.38	11:55:34.011
5 -	1:19.005 (3)	0.706	70.62	11:56:53.016
6 -	1:21.360	3.061	68.58	11:58:14.376
7 -	1:19.742	1.443	69.97	11:59:34.118
8 -	1:19.867	1.568	69.86	12:00:53.985
9 -	1:19.070	0.771	70.57	12:02:13.055
10 -	1:18.734 (2)	0.435	70.87	12:03:31.789
11 -	1:20.229	1.930	69.55	12:04:52.018
12 -	1:20.185	1.886	69.58	12:06:12.203
13 -	1:19.646	1.347	70.06	12:07:31.849

P19 10 Julian MORRIS

LAP	LAP TIME	DIFF	MPH	TIME OF DAY
1 -	1:28.666	10.029	62.93	11:51:34.212
2 -	1:19.012 (3)	0.375	70.62	11:52:53.224
3 -	1:19.307	0.670	70.35	11:54:12.531
4 -	1:19.110	0.473	70.53	11:55:31.641
5 -	1:19.159	0.522	70.49	11:56:50.800
6 -	1:28.375	9.738	63.14	11:58:19.175
7 -	1:19.499	0.862	70.19	11:59:38.674
8 -	1:18.637 (1)		70.95	12:00:57.311
9 -	1:19.095	0.458	70.54	12:02:16.406
10 -	1:20.031	1.394	69.72	12:03:36.437
11 -	1:19.610	0.973	70.09	12:04:56.047
12 -	1:19.268	0.631	70.39	12:06:15.315
13 -	1:18.794 (2)	0.157	70.81	12:07:34.109

P20 89 Adrian ROWLANDS

LAP	LAP TIME	DIFF	MPH	TIME OF DAY
1 -	1:30.107	11.312	61.92	11:51:35.653
2 -	1:20.611	1.816	69.22	11:52:56.264
3 -	1:19.598 (3)	0.803	70.10	11:54:15.862
4 -	1:19.059 (2)	0.264	70.58	11:55:34.921

DIFF = Difference To Personal Best Lap

5 -	1:18.795 (1)		70.81	11:56:53.716
6 -	1:22.985	4.190	67.24	11:58:16.701
7 -	1:28.527	9.732	63.03	11:59:45.228
8 -	1:25.828	7.033	65.01	12:01:11.056
9 -	1:29.337	10.542	62.46	12:02:40.393
10 -	1:26.142	7.347	64.77	12:04:06.535
11 -	1:31.615	12.820	60.90	12:05:38.150
12 -	1:31.661	12.866	60.87	12:07:09.811

P21 5 Brian RICHARDSON

LAP	LAP TIME	DIFF	MPH	TIME OF DAY
1 -	1:43.025	21.773	54.16	11:51:48.571
2 -	1:21.252 (1)		68.67	11:53:09.823
3 -	1:21.780 (2)	0.528	68.23	11:54:31.603
4 -	1:22.194 (3)	0.942	67.88	11:55:53.797
5 -	1:22.688	1.436	67.48	11:57:16.485
6 -	1:23.347	2.095	66.94	11:58:39.832
7 -	1:23.044	1.792	67.19	12:00:02.876
8 -	1:23.638	2.386	66.71	12:01:26.514
9 -	1:27.826	6.574	63.53	12:02:54.340
10 -	1:28.462	7.210	63.07	12:04:22.802
11 -	1:25.967	4.715	64.90	12:05:48.769
12 -	1:24.225	2.973	66.25	12:07:12.994

P22 15 Shiraz KHAN

LAP	LAP TIME	DIFF	MPH	TIME OF DAY
1 -	1:29.041	10.744	62.66	11:51:34.587
2 -	1:19.555	1.258	70.14	11:52:54.142
3 -	1:18.665 (2)	0.368	70.93	11:54:12.807
4 -	1:19.285	0.988	70.37	11:55:32.092
5 -	1:19.015	0.718	70.61	11:56:51.107
6 -	1:28.511	10.214	63.04	11:58:19.618
7 -	1:19.650	1.353	70.05	11:59:39.268
8 -	1:18.297 (1)		71.26	12:00:57.565
9 -	1:18.977 (3)	0.680	70.65	12:02:16.542

P23 1 Colin TESTER

LAP	LAP TIME	DIFF	MPH	TIME OF DAY
1 -	1:19.878 (3)	4.929	69.85	11:51:25.424
2 -	1:16.022 (2)	1.073	73.40	11:52:41.446
3 -	1:14.949 (1)		74.45	11:53:56.395
4 -	1:28.804 P	13.855	62.83	11:55:25.199
5 -	2:30.290 P	1:15.341	37.12	11:57:55.489

Porsche Club Championship with Pirelli

RACE 1 - STATISTICS

Competitors Started 23
Planned Start 2023-05-20 @ 11:45:00.000
Actual Start 2023-05-20 @ 11:50:05.546
Finish Time 2023-05-20 @ 12:06:16.236
Track Length 1.5500mi.
Total Laps 285
Total Distance Covered 441.7529mi.

Session Fastest Lap History

NO	CL	NAME	LAP TIME	TIME OF DAY	LAP	VEHICLE
77	1	Steve WOOD	1:19.572	11:51:25.164	1	Porsche 996
25	1	Harry MAILER	1:14.926	11:52:40.607	2	Porsche Cayman
25	1	Harry MAILER	1:13.227	11:53:53.832	3	Porsche Cayman

Session Leader History

NO	CL	NAME	FROM LAP	LAPS LED	DISTANCE	VEHICLE
77	1	Steve WOOD	1	1	1.55 miles	Porsche 996
25	1	Harry MAILER	2	12	18.60 miles	Porsche Cayman

Flag History

TYPE	TIME OF DAY
GREEN	11:50:05.546
FINISH	12:06:16.236

Flag Statistics

TYPE	COUNT	TOTAL LAPS	TOTAL TIME
Green	1	13	18:00.078
Red	0	0	0.000
Safety Car	0	0	0.000
FCY	0	0	0.000

Porsche Club Championship with Pirelli

RACE 1 - STATISTICS

CLASS : 1

14 Starters

Fastest Lap History

NO	NAME	LAP TIME	TIME OF DAY	LAP	VEHICLE
77	Steve WOOD	1:19.572	11:51:25.164	1	Porsche 996
25	Harry MAILER	1:14.926	11:52:40.607	2	Porsche Cayman
25	Harry MAILER	1:13.227	11:53:53.832	3	Porsche Cayman

Leader History

NO	NAME	FROM LAP	LAPS LED	DISTANCE	VEHICLE
77	Steve WOOD	1	1	1.55 miles	Porsche 996
25	Harry MAILER	2	12	18.60 miles	Porsche Cayman

Porsche Club Championship with Pirelli

RACE 1 - STATISTICS

CLASS : 2

9 Starters

Fastest Lap History

NO	NAME	LAP TIME	TIME OF DAY	LAP	VEHICLE
88	Paul SIMPSON	1:24.837	11:51:30.393	1	Porsche Boxster S
88	Paul SIMPSON	1:16.231	11:52:46.625	2	Porsche Boxster S
44	Andrew PORTER	1:15.885	11:56:39.164	5	Porsche Boxster S
69	Oliver CHATHAM	1:15.489	11:56:39.279	5	Porsche Boxster S

Leader History

NO	NAME	FROM LAP	LAPS LED	DISTANCE	VEHICLE
88	Paul SIMPSON	1	13	20.15 miles	Porsche Boxster S

Porsche Club Championship with Pirelli
RACE 10 - CLASSIFICATION - AMENDED

POS	NO	CL	PIC NAME	ENTRY	LAPS	TIME	GAP	DIFF	MPH	BEST	ON
1	25	1	1 Harry MAILER	Porsche Cayman	20	25:05.653			74.12	1:13.963	11
2	77	1	2 Steve WOOD	Porsche 996	20	25:07.389	1.736	1.736	74.03	1:13.804	14
3	14	1	3 Mark MCALEER	Porsche 997	20	25:09.507	3.854	2.118	73.93	1:14.015	17
4	11	1	4 James CALEY	Porsche 997	20	25:16.408	10.755	6.901	73.59	1:14.549	19
5	1	1	5 Colin TESTER	Porsche Cayman	20	25:16.953	11.300	0.545	73.56	1:14.473	7
6	17	1	6 Andrew MUGGERIDGE	Porsche 996	20	25:21.750	16.097	4.797	73.33	1:15.048	20
7	9*	1	7 Chris DYER	Porsche Cayman	20	25:25.192	19.539	3.442	73.17	1:14.808	7
8	69	2	1 Oliver CHATHAM	Porsche Boxster S	20	25:27.346	21.693	2.154	73.06	1:15.486	6
9	80*	1	8 Bill CALEY	Porsche Cayman	20	25:35.338	29.685	7.992	72.68	1:14.261	15
10	88*	2	2 Paul SIMPSON	Porsche Boxster S	20	25:36.071	30.418	0.733	72.65	1:15.548	6
11	2	1	9 Peter MORRIS	Porsche 997	20	25:48.848	43.195	12.777	72.05	1:14.373	8
12	4	1	10 Andy TOON	Porsche Cayman	20	26:08.959	1:03.306	20.111	71.13	1:17.098	3
13	3	2	3 Ross MORRIS	Porsche Boxster S	20	26:12.894	1:07.241	3.935	70.95	1:16.187	17
14	44	2	4 Andrew PORTER	Porsche Boxster S	20	25:57.418			71.65	1:16.101	3
15	64	1	11 Vince BLACKER	Porsche Cayman	20	26:20.615	1:14.962		70.60	1:16.515	7
16	22	1	12 Peter EVANS	Porsche 996	20	26:21.359	1:15.706	0.744	70.57	1:16.634	7
17	24	2	5 Carl HAZELTON	Porsche Boxster S	20	26:23.480	1:17.827	2.121	70.47	1:17.148	12
18	52	2	6 Darren LABBETT	Porsche Boxster S	19	25:11.650	1 Lap	1 Lap	70.13	1:17.656	15
19	10	2	7 Julian MORRIS	Porsche Boxster S	19	25:33.389	1 Lap	21.739	69.14	1:18.881	8
20	89	1	13 Adrian ROWLANDS	Porsche Cayman	18	26:14.458	2 Laps	1 Lap	63.79	1:19.153	7

NOT CLASSIFIED

DNF	74	1	Jim BRYAN	Porsche 996	4	6:04.500	16 Laps	14 Laps	61.23	1:15.716	2
DNF	5	2	Brian RICHARDSON	Porsche Boxster S	1	1:30.597	19 Laps	3 Laps	61.59	1:30.597	1

FASTEST LAP

	77	1	Steve WOOD	Porsche 996	14	1:13.804			75.60 mph	121.67 kph	
	69	2	Oliver CHATHAM	Porsche Boxster S	6	1:15.486			73.92 mph	118.96 kph	

Car 44 - 2 place penalty, Regulation Q12.21.4 refers.

Car 69 reinstated in result.

*Cars 9 & 88 - 5 second penalty for exceeding track limits.

*Car 80 - 15 second penalty for exceeding track limits.

Race Distance: 20 Laps / 31.00 miles

Anglesey Coastal: 1.5500 miles

Date: 21/05/2023 Start: 10:36 Finish: 11:01

Weather / Track : Bright / Dry

These results are provisional until the conclusion of any judicial and technical matters.

Clerk Of Course : Andy Stevens

Stewards :

Timekeeper : Nick Palmer

Porsche Club Championship with Pirelli

RACE 10 - CLASSIFICATION

POS	NO	CL	PIC NAME	ENTRY	LAPS	TIME	GAP	DIFF	MPH	BEST	ON
1	25	1	1 Harry MAILER	Porsche Cayman	20	25:05.653			74.12	1:13.963	11
2	77	1	2 Steve WOOD	Porsche 996	20	25:07.389	1.736	1.736	74.03	1:13.804	14
3	14	1	3 Mark MCALEER	Porsche 997	20	25:09.507	3.854	2.118	73.93	1:14.015	17
4	11	1	4 James CALEY	Porsche 997	20	25:16.408	10.755	6.901	73.59	1:14.549	19
5	1	1	5 Colin TESTER	Porsche Cayman	20	25:16.953	11.300	0.545	73.56	1:14.473	7
6	17	1	6 Andrew MUGGERIDGE	Porsche 996	20	25:21.750	16.097	4.797	73.33	1:15.048	20
7	9*	1	7 Chris DYER	Porsche Cayman	20	25:25.192	19.539	3.442	73.17	1:14.808	7
8	80*	1	8 Bill CALEY	Porsche Cayman	20	25:35.338	29.685	10.146	72.68	1:14.261	15
9	88*	2	1 Paul SIMPSON	Porsche Boxster S	20	25:36.071	30.418	0.733	72.65	1:15.548	6
10	2	1	9 Peter MORRIS	Porsche 997	20	25:48.848	43.195	12.777	72.05	1:14.373	8
11	44	2	2 Andrew PORTER	Porsche Boxster S	20	25:57.418	51.765	8.570	71.65	1:16.101	3
12	4	1	10 Andy TOON	Porsche Cayman	20	26:08.959	1:03.306	11.541	71.13	1:17.098	3
13	3	2	3 Ross MORRIS	Porsche Boxster S	20	26:12.894	1:07.241	3.935	70.95	1:16.187	17
14	64	1	11 Vince BLACKER	Porsche Cayman	20	26:20.615	1:14.962	7.721	70.60	1:16.515	7
15	22	1	12 Peter EVANS	Porsche 996	20	26:21.359	1:15.706	0.744	70.57	1:16.634	7
16	24	2	4 Carl HAZELTON	Porsche Boxster S	20	26:23.480	1:17.827	2.121	70.47	1:17.148	12
17	52	2	5 Darren LABBETT	Porsche Boxster S	19	25:11.650	1 Lap	1 Lap	70.13	1:17.656	15
18	10	2	6 Julian MORRIS	Porsche Boxster S	19	25:33.389	1 Lap	21.739	69.14	1:18.881	8
19	89	1	13 Adrian ROWLANDS	Porsche Cayman	18	26:14.458	2 Laps	1 Lap	63.79	1:19.153	7

NOT CLASSIFIED

DNF	74	1	Jim BRYAN	Porsche 996	4	6:04.500	16 Laps	14 Laps	61.23	1:15.716	2
DNF	5	2	Brian RICHARDSON	Porsche Boxster S	1	1:30.597	19 Laps	3 Laps	61.59	1:30.597	1

FASTEST LAP

77	1	Steve WOOD	Porsche 996	14	1:13.804	75.60 mph	121.67 kph
88	2	Paul SIMPSON	Porsche Boxster S	6	1:15.548	73.86 mph	118.86 kph

*Cars 9 & 88 - 5 second penalty for exceeding track limits.

*Car 80 - 15 second penalty for exceeding track limits.

Car 69 not timed - no working transponder - Regulation Q12.8.1 refers.

Race Distance: 20 Laps / 31.00 miles

Anglesey Coastal: 1.5500 miles

Date: 21/05/2023 Start: 10:36 Finish: 11:01

Weather / Track : Bright / Dry

These results are provisional until the conclusion of any judicial and technical matters.

Clerk Of Course : Andy Stevens

Stewards :

Timekeeper : Nick Palmer

Porsche Club Championship with Pirelli

RACE 10 - LAP CHART

LAP 1 @ 10:38:08.491			LAP 2 @ 10:39:23.694			LAP 3 @ 10:40:38.437			LAP 4 @ 10:41:53.248			LAP 5 @ 10:43:08.747		
NO	BEHIND	LAP TIME	NO	BEHIND	LAP TIME	NO	BEHIND	LAP TIME	NO	BEHIND	LAP TIME	NO	BEHIND	LAP TIME
2		1:20.351	2		1:15.203	2		1:14.743	2		1:14.811	2		1:15.499
14	0.719	1:21.070	11	1.301	1:15.193	11	1.776	1:15.218	14	2.393	1:15.119	14	0.988	1:14.094
11	1.311	1:21.662	14	1.740	1:16.224	14	2.085	1:15.088	11	3.102	1:16.137	11	2.689	1:15.086
77	1.916	1:22.267	77	2.535	1:15.822	77	2.670	1:14.878	77	3.578	1:15.719	77	3.022	1:14.943
1	2.363	1:22.714	1	2.879	1:15.719	1	3.153	1:15.017	1	3.803	1:15.461	1	3.386	1:15.082
9	3.015	1:23.366	9	3.586	1:15.774	25	3.994	1:14.893	25	4.402	1:15.219	25	3.807	1:14.904
25	3.227	1:23.578	25	3.844	1:15.820	9	4.671	1:15.828	9	4.816	1:14.956	9	4.452	1:15.135
17	3.820	1:24.171	17	4.480	1:15.863	17	5.066	1:15.329	17	5.353	1:15.098	17	5.495	1:15.641
80	4.184	1:24.535	80	4.795	1:15.814	69	6.384	1:15.911	69	7.351	1:15.778	69	7.517	1:15.665
69	4.527	1:24.878	69	5.216	1:15.892	88	7.265	1:16.152	88	8.123	1:15.669	88	8.377	1:15.753
88	5.122	1:25.473	88	5.856	1:15.937	74	7.928	1:15.910	22	13.801	1:17.614	80	16.695	1:15.803
74	6.248	1:26.599	74	6.761	1:15.716	22	10.998	1:16.999	4	14.341	1:17.713	4	17.806	1:18.964
22	6.477	1:26.828	22	8.742	1:17.468	4	11.439	1:17.098	3	15.138	1:17.142	3	18.488	1:18.849
4	6.890	1:27.241	4	9.084	1:17.397	3	12.807	1:17.276	80	16.391	1:15.066	44	19.789	1:16.713
3	7.803	1:28.154	3	10.274	1:17.674	52	14.544	1:18.187	52	18.273	1:18.540	22	20.865	1:22.563
52	8.250	1:28.601	52	11.100	1:18.053	80	16.136	1:26.084	44	18.575	1:16.515	52	22.079	1:19.305
5	10.246	1:30.597	44	15.513	1:19.056	44	16.871	1:16.101	64	22.743	1:17.531	64	26.143	1:18.899
89	10.841	1:31.192	64	17.389	1:20.347	64	20.023	1:17.377	10	27.072	1:19.277	10	31.334	1:19.761
10	11.335	1:31.686	10	17.914	1:21.782	10	22.606	1:19.435	24	27.329	1:19.190	24	31.655	1:19.825
44	11.660	1:32.011	24	18.514	1:21.810	24	22.950	1:19.179	89	30.167	1:19.832	89	33.990	1:19.322
24	11.907	1:32.258	89	19.546	1:23.908	89	25.146	1:20.343	74	59.392	2:06.275 P			
64	12.245	1:32.596												

Porsche Club Championship with Pirelli

RACE 10 - LAP CHART

LAP 6 @ 10:44:23.393			LAP 7 @ 10:45:38.294			LAP 8 @ 10:46:52.667			LAP 9 @ 10:48:07.583			LAP 10 @ 10:49:22.499		
NO	BEHIND	LAP TIME	NO	BEHIND	LAP TIME	NO	BEHIND	LAP TIME	NO	BEHIND	LAP TIME	NO	BEHIND	LAP TIME
2		1:14.646	2		1:14.901	2		1:14.373	2		1:14.916	2		1:14.916
14	0.439	1:14.097	14	0.441	1:14.903	14	0.392	1:14.324	14	0.349	1:14.873	14	0.435	1:15.002
11	3.232	1:15.189	11	3.491	1:15.160	11	4.566	1:15.448	11	5.264	1:15.614	25	6.031	1:15.388
77	3.775	1:15.399	77	3.825	1:14.951	25	4.779	1:14.918	25	5.559	1:15.696	11	6.708	1:16.360
25	4.457	1:15.296	25	4.234	1:14.678	77	5.027	1:15.575	77	5.993	1:15.882	77	7.034	1:15.957
1	4.968	1:16.228	1	4.540	1:14.473	1	5.301	1:15.134	1	6.205	1:15.820	1	7.329	1:16.040
9	5.582	1:15.776	9	5.489	1:14.808	9	6.393	1:15.277	9	6.640	1:15.163	9	7.709	1:15.985
17	5.990	1:15.141	17	6.255	1:15.166	17	7.205	1:15.323	17	7.714	1:15.425	17	8.406	1:15.608
69	8.357	1:15.486	69	9.140	1:15.684	69	10.350	1:15.583	69	11.035	1:15.601	69	11.871	1:15.752
88	9.279	1:15.548	88	9.972	1:15.594	88	11.375	1:15.776	88	12.130	1:15.671	88	13.545	1:16.331
80	16.969	1:14.920	80	16.553	1:14.485	80	16.974	1:14.794	80	16.580	1:14.522	80	15.976	1:14.312
4	20.610	1:17.450	4	22.863	1:17.154	4	26.393	1:17.903	44	29.285	1:17.544	44	30.570	1:16.201
3	21.310	1:17.468	3	24.225	1:17.816	44	26.657	1:16.606	3	30.315	1:18.163	3	32.090	1:16.691
44	21.726	1:16.583	44	24.424	1:17.599	3	27.068	1:17.216	4	31.144	1:19.667	4	34.619	1:18.391
22	23.651	1:17.432	22	25.384	1:16.634	64	34.408	1:18.959	64	38.281	1:18.789	64	41.197	1:17.832
52	25.701	1:18.268	52	29.221	1:18.421	52	35.096	1:20.248	52	39.598	1:19.418	52	43.884	1:19.202
64	28.208	1:16.711	64	29.822	1:16.515	22	38.041	1:27.030	22	41.401	1:18.276	22	44.367	1:17.882
24	35.776	1:18.767	24	40.046	1:19.171	24	43.524	1:17.851	24	46.735	1:18.127	24	50.103	1:18.284
10	36.455	1:19.767	10	41.061	1:19.507	10	45.569	1:18.881	10	49.683	1:19.030	10	53.671	1:18.904
89	39.234	1:19.890	89	43.486	1:19.153	89	48.659	1:19.546	89	57.864	1:24.121	89	1:13.311	1:30.363

Porsche Club Championship with Pirelli

RACE 10 - LAP CHART

LAP 11 @ 10:50:37.924			LAP 12 @ 10:51:53.337			LAP 13 @ 10:53:08.733			LAP 14 @ 10:54:24.890			LAP 15 @ 10:55:41.813		
NO	BEHIND	LAP TIME	NO	BEHIND	LAP TIME	NO	BEHIND	LAP TIME	NO	BEHIND	LAP TIME	NO	BEHIND	LAP TIME
2		1:15.425	2		1:15.413	2		1:15.396	2		1:16.157	25		1:16.166
14	0.344	1:15.334	14	0.397	1:15.466	14	0.506	1:15.505	14	0.430	1:16.081	14	0.368	1:16.861
25	4.569	1:13.963	25	3.598	1:14.442	25	2.447	1:14.245	25	0.757	1:14.467	77	0.614	1:15.205
11	6.200	1:14.917	11	5.669	1:14.882	77	4.685	1:14.174	77	2.332	1:13.804	2	2.462	1:19.385
77	6.518	1:14.909	89	1 Lap	1:23.388	11	6.626	1:16.353	11	6.149	1:15.680	11	4.901	1:15.675
1	6.953	1:15.049	77	5.907	1:14.802	1	7.048	1:15.931	1	6.288	1:15.397	1	5.369	1:16.004
9	7.634	1:15.350	1	6.513	1:14.973	9	7.760	1:15.791	9	7.716	1:16.113	17	6.688	1:15.237
17	8.718	1:15.737	9	7.365	1:15.144	17	8.825	1:15.463	17	8.374	1:15.706	9	7.092	1:16.299
69	12.147	1:15.701	17	8.758	1:15.453	80	14.038	1:15.094	80	12.161	1:14.280	80	9.499	1:14.261
88	14.047	1:15.927	69	12.891	1:16.157	89	1 Lap	1:24.098	69	14.201	1:15.656	69	13.536	1:16.258
80	14.840	1:14.289	80	14.340	1:14.913	69	14.702	1:17.207	88	16.343	1:15.942	88	15.335	1:15.915
44	31.961	1:16.816	88	15.948	1:17.314	88	16.558	1:16.006	89	1 Lap	1:29.421	44	37.451	1:17.007
3	33.110	1:16.445	44	34.159	1:17.611	44	36.228	1:17.465	44	37.367	1:17.296	3	37.657	1:16.923
4	36.835	1:17.641	3	34.319	1:16.622	3	36.465	1:17.542	3	37.657	1:17.349	89	1 Lap	1:31.617
64	44.005	1:18.233	4	39.594	1:18.172	4	42.057	1:17.859	4	43.523	1:17.623	4	43.913	1:17.313
22	48.169	1:19.227	64	47.884	1:19.292	64	50.777	1:18.289	64	52.311	1:17.691	64	53.637	1:18.249
52	49.047	1:20.588	22	50.829	1:18.073	22	52.609	1:17.176	22	54.741	1:18.289	22	55.710	1:17.892
24	52.458	1:17.780	52	52.949	1:19.315	24	56.481	1:17.684	24	57.914	1:17.590	24	58.764	1:17.773
10	57.503	1:19.257	24	54.193	1:17.148	52	57.346	1:19.793	52	59.704	1:18.515	52	1:00.437	1:17.656
			10	1:02.077	1:19.987	10	1:06.500	1:19.819	10	1:11.964	1:21.621			

Porsche Club Championship with Pirelli

RACE 10 - LAP CHART

LAP 16 @ 10:56:56.596			LAP 17 @ 10:58:10.822			LAP 18 @ 10:59:25.016			LAP 19 @ 11:00:39.184			LAP 20 @ 11:01:53.793		
NO	BEHIND	LAP TIME	NO	BEHIND	LAP TIME	NO	BEHIND	LAP TIME	NO	BEHIND	LAP TIME	NO	BEHIND	LAP TIME
25		1:14.783	25		1:14.226	25		1:14.194	25		1:14.168	25		1:14.609
77	1.059	1:15.228	77	0.933	1:14.100	77	0.906	1:14.167	77	1.122	1:14.384	77	1.736	1:15.223
14	1.625	1:16.040	14	1.414	1:14.015	14	1.748	1:14.528	14	2.832	1:15.252	14	3.854	1:15.631
10	1 Lap	1:22.548	10	1 Lap	1:19.627	11	10.070	1:15.797	11	10.451	1:14.549	52	1 Lap	1:22.101
11	6.277	1:16.159	11	8.467	1:16.416	1	10.632	1:16.348	1	11.078	1:14.614	11	10.755	1:14.913
1	6.549	1:15.963	1	8.478	1:16.155	9	11.976	1:16.452	9	13.524	1:15.716	1	11.300	1:14.831
2	6.890	1:19.211	9	9.718	1:15.901	80	12.231	1:15.583	80	13.702	1:15.639	9	14.539	1:15.624
17	7.272	1:15.367	17	10.449	1:17.403	17	14.460	1:18.205	17	15.658	1:15.366	80	14.685	1:15.592
9	8.043	1:15.734	80	10.842	1:16.041	89	2 Laps	1:37.877	69	20.182	1:16.117	17	16.097	1:15.048
80	9.027	1:14.311	2	13.988	1:21.324	10	1 Lap	1:22.045	10	1 Lap	1:20.702	69	21.693	1:16.120
69	14.603	1:15.850	69	16.472	1:16.095	69	18.233	1:15.955	88	22.854	1:16.575	88	25.418	1:17.173
88	16.508	1:15.956	88	18.363	1:16.081	88	20.447	1:16.278	2	33.199	1:24.610	10	1 Lap	1:19.753
44	38.849	1:16.181	44	41.020	1:16.397	2	22.757	1:22.963	89	2 Laps	1:37.504	2	43.195	1:24.605
3	39.675	1:16.801	3	41.636	1:16.187	44	43.418	1:16.592	44	46.456	1:17.206	44	51.765	1:19.918
4	46.759	1:17.629	4	50.288	1:17.755	3	43.793	1:16.351	3	46.683	1:17.058	4	1:03.306	1:19.409
64	58.408	1:19.554	64	1:04.115	1:19.933	4	54.269	1:18.175	4	58.506	1:18.405	3	1:07.241	1:35.167
22	59.527	1:18.600	22	1:04.373	1:19.072	64	1:07.917	1:17.996	64	1:12.312	1:18.563	89	2 Laps	1:45.476
24	1:01.486	1:17.505	24	1:04.988	1:17.728	22	1:08.321	1:18.142	22	1:12.751	1:18.598	64	1:14.962	1:17.259
52	1:03.985	1:18.331	52	1:08.003	1:18.244	24	1:09.326	1:18.532	24	1:13.633	1:18.475	22	1:15.706	1:17.564
89	1 Lap	1:37.407				52	1:12.673	1:18.864				24	1:17.827	1:18.803

Porsche Club Championship with Pirelli

RACE 10 - POSITION CHART

No	Name	Lap Pos	1	2	3	4	5	6	7	8	9	10	11	12	13	14	15	16	17	18	19	20
			2	MORRIS	1	2	2	2	2	2	2	2	2	2	2	2	2	2	2	25	25	25
14	MCALEER	2	14	11	11	14	14	14	14	14	14	14	14	14	14	14	14	77	77	77	77	77
77	WOOD	3	11	14	14	11	11	11	11	11	11	25	25	25	25	25	77	14	14	14	14	14
11	CALEY	4	77	77	77	77	77	77	77	25	25	11	11	11	77	77	2	11	11	11	11	11
1	TESTER	5	1	1	1	1	1	25	25	77	77	77	77	77	11	11	11	1	1	1	1	1
80	CALEY	6	9	9	25	25	25	1	1	1	1	1	1	1	1	1	1	2	9	9	9	9
17	MUGGERIDGE	7	25	25	9	9	9	9	9	9	9	9	9	9	9	9	17	17	17	80	80	80
9	DYER	8	17	17	17	17	17	17	17	17	17	17	17	17	17	17	9	9	80	17	17	17
25	MAILER	9	80	80	69	69	69	69	69	69	69	69	69	69	80	80	80	80	2	69	69	69
69	CHATHAM	10	69	69	88	88	88	88	88	88	88	88	88	80	69	69	69	69	69	88	88	88
88	SIMPSON	11	88	88	74	22	80	80	80	80	80	80	80	88	88	88	88	88	2	2	2	2
74	BRYAN	12	74	74	22	4	4	4	4	4	44	44	44	44	44	44	44	44	44	44	44	44
44	PORTER	13	22	22	4	3	3	3	3	44	3	3	3	3	3	3	3	3	3	3	3	4
22	EVANS	14	4	4	3	80	44	44	44	3	4	4	4	4	4	4	4	4	4	4	4	3
4	TOON	15	3	3	52	52	22	22	22	64	64	64	64	64	64	64	64	64	64	64	64	64
64	BLACKER	16	52	52	80	44	52	52	52	52	52	22	22	22	22	22	22	22	22	22	22	22
3	MORRIS	17	5	44	44	64	64	64	64	22	22	22	52	52	24	24	24	24	24	24	24	24
52	LABBETT	18	89	64	64	10	10	24	24	24	24	24	24	24	52	52	52	52	52	52	52	52
24	HAZELTON	19	10	10	10	24	24	10	10	10	10	10	10	10	10	10	10	10	10	10	10	10
10	MORRIS	20	44	24	24	89	89	89	89	89	89	89	89	89	89	89	89	89	89	89	89	89
89	ROWLANDS	21	24	89	89	74																
5	RICHARDSON	22	64																			

Porsche Club Championship with Pirelli

RACE 10 - LAP ANALYSIS

DIFF = Difference To Personal Best Lap

P1 25 Harry MAILER				
LAP	LAP TIME	DIFF	MPH	TIME OF DAY
1 -	1:23.578	9.615	66.76	10:38:11.718
2 -	1:15.820	1.857	73.59	10:39:27.538
3 -	1:14.893	0.930	74.50	10:40:42.431
4 -	1:15.219	1.256	74.18	10:41:57.650
5 -	1:14.904	0.941	74.49	10:43:12.554
6 -	1:15.296	1.333	74.10	10:44:27.850
7 -	1:14.678	0.715	74.72	10:45:42.528
8 -	1:14.918	0.955	74.48	10:46:57.446
9 -	1:15.696	1.733	73.71	10:48:13.142
10 -	1:15.388	1.425	74.01	10:49:28.530
11 -	1:13.963 (1)		75.44	10:50:42.493
12 -	1:14.442	0.479	74.95	10:51:56.935
13 -	1:14.245	0.282	75.15	10:53:11.180
14 -	1:14.467	0.504	74.93	10:54:25.647
15 -	1:16.166	2.203	73.26	10:55:41.813
16 -	1:14.783	0.820	74.61	10:56:56.596
17 -	1:14.226	0.263	75.17	10:58:10.822
18 -	1:14.194 (3)	0.231	75.20	10:59:25.016
19 -	1:14.168 (2)	0.205	75.23	11:00:39.184
20 -	1:14.609	0.646	74.79	11:01:53.793

P2 77 Steve WOOD				
LAP	LAP TIME	DIFF	MPH	TIME OF DAY
1 -	1:22.267	8.463	67.82	10:38:10.407
2 -	1:15.822	2.018	73.59	10:39:26.229
3 -	1:14.878	1.074	74.52	10:40:41.107
4 -	1:15.719	1.915	73.69	10:41:56.826
5 -	1:14.943	1.139	74.45	10:43:11.769
6 -	1:15.399	1.595	74.00	10:44:27.168
7 -	1:14.951	1.147	74.44	10:45:42.119
8 -	1:15.575	1.771	73.83	10:46:57.694
9 -	1:15.882	2.078	73.53	10:48:13.576
10 -	1:15.957	2.153	73.46	10:49:29.533
11 -	1:14.909	1.105	74.49	10:50:44.442
12 -	1:14.802	0.998	74.59	10:51:59.244
13 -	1:14.174	0.370	75.22	10:53:13.418
14 -	1:13.804 (1)		75.60	10:54:27.222
15 -	1:15.205	1.401	74.19	10:55:42.427
16 -	1:15.228	1.424	74.17	10:56:57.655
17 -	1:14.100 (2)	0.296	75.30	10:58:11.755
18 -	1:14.167 (3)	0.363	75.23	10:59:25.922
19 -	1:14.384	0.580	75.01	11:00:40.306
20 -	1:15.223	1.419	74.17	11:01:55.529

P3 14 Mark MCALEER				
LAP	LAP TIME	DIFF	MPH	TIME OF DAY
1 -	1:21.070	7.055	68.82	10:38:09.210
2 -	1:16.224	2.209	73.20	10:39:25.434
3 -	1:15.088	1.073	74.31	10:40:40.522
4 -	1:15.119	1.104	74.28	10:41:55.641
5 -	1:14.094 (2)	0.079	75.31	10:43:09.735
6 -	1:14.097 (3)	0.082	75.30	10:44:23.832
7 -	1:14.903	0.888	74.49	10:45:38.735
8 -	1:14.324	0.309	75.07	10:46:53.059
9 -	1:14.873	0.858	74.52	10:48:07.932
10 -	1:15.002	0.987	74.39	10:49:22.934
11 -	1:15.334	1.319	74.07	10:50:38.268
12 -	1:15.466	1.451	73.94	10:51:53.734
13 -	1:15.505	1.490	73.90	10:53:09.239
14 -	1:16.081	2.066	73.34	10:54:25.320
15 -	1:16.861	2.846	72.59	10:55:42.181

DIFF = Difference To Personal Best Lap

16 -	1:16.040	2.025	73.38	10:56:58.221
17 -	1:14.015 (1)		75.39	10:58:12.236
18 -	1:14.528	0.513	74.87	10:59:26.764
19 -	1:15.252	1.237	74.15	11:00:42.016
20 -	1:15.631	1.616	73.77	11:01:57.647

P4 11 James CALEY				
LAP	LAP TIME	DIFF	MPH	TIME OF DAY
1 -	1:21.662	7.113	68.33	10:38:09.802
2 -	1:15.193	0.644	74.20	10:39:24.995
3 -	1:15.218	0.669	74.18	10:40:40.213
4 -	1:16.137	1.588	73.28	10:41:56.350
5 -	1:15.086	0.537	74.31	10:43:11.436
6 -	1:15.189	0.640	74.21	10:44:26.625
7 -	1:15.160	0.611	74.24	10:45:41.785
8 -	1:15.448	0.899	73.95	10:46:57.233
9 -	1:15.614	1.065	73.79	10:48:12.847
10 -	1:16.360	1.811	73.07	10:49:29.207
11 -	1:14.917	0.368	74.48	10:50:44.124
12 -	1:14.882 (2)	0.333	74.51	10:51:59.006
13 -	1:16.353	1.804	73.08	10:53:15.359
14 -	1:15.680	1.131	73.73	10:54:31.039
15 -	1:15.675	1.126	73.73	10:55:46.714
16 -	1:16.159	1.610	73.26	10:57:02.873
17 -	1:16.416	1.867	73.02	10:58:19.289
18 -	1:15.797	1.248	73.61	10:59:35.086
19 -	1:14.549 (1)		74.85	11:00:49.635
20 -	1:14.913 (3)	0.364	74.48	11:02:04.548

P5 1 Colin TESTER				
LAP	LAP TIME	DIFF	MPH	TIME OF DAY
1 -	1:22.714	8.241	67.46	10:38:10.854
2 -	1:15.719	1.246	73.69	10:39:26.573
3 -	1:15.017	0.544	74.38	10:40:41.590
4 -	1:15.461	0.988	73.94	10:41:57.051
5 -	1:15.082	0.609	74.31	10:43:12.133
6 -	1:16.228	1.755	73.20	10:44:28.361
7 -	1:14.473 (1)		74.92	10:45:42.834
8 -	1:15.134	0.661	74.26	10:46:57.968
9 -	1:15.820	1.347	73.59	10:48:13.788
10 -	1:16.040	1.567	73.38	10:49:29.828
11 -	1:15.049	0.576	74.35	10:50:44.877
12 -	1:14.973	0.500	74.42	10:51:59.850
13 -	1:15.931	1.458	73.48	10:53:15.781
14 -	1:15.397	0.924	74.00	10:54:31.178
15 -	1:16.004	1.531	73.41	10:55:47.182
16 -	1:15.963	1.490	73.45	10:57:03.145
17 -	1:16.155	1.682	73.27	10:58:19.300
18 -	1:16.348	1.875	73.08	10:59:35.648
19 -	1:14.614 (2)	0.141	74.78	11:00:50.262
20 -	1:14.831 (3)	0.358	74.56	11:02:05.093

P6 17 Andrew MUGGERIDGE				
LAP	LAP TIME	DIFF	MPH	TIME OF DAY
1 -	1:24.171	9.123	66.29	10:38:12.311
2 -	1:15.863	0.815	73.55	10:39:28.174
3 -	1:15.329	0.281	74.07	10:40:43.503
4 -	1:15.098 (2)	0.050	74.30	10:41:58.601
5 -	1:15.641	0.593	73.77	10:43:14.242
6 -	1:15.141 (3)	0.093	74.26	10:44:29.383
7 -	1:15.166	0.118	74.23	10:45:44.549
8 -	1:15.323	0.275	74.08	10:46:59.872
9 -	1:15.425	0.377	73.98	10:48:15.297

Porsche Club Championship with Pirelli

RACE 10 - LAP ANALYSIS

DIFF = Difference To Personal Best Lap

10 -	1:15.608	0.560	73.80	10:49:30.905
11 -	1:15.737	0.689	73.67	10:50:46.642
12 -	1:15.453	0.405	73.95	10:52:02.095
13 -	1:15.463	0.415	73.94	10:53:17.558
14 -	1:15.706	0.658	73.70	10:54:33.264
15 -	1:15.237	0.189	74.16	10:55:48.501
16 -	1:15.367	0.319	74.03	10:57:03.868
17 -	1:17.403	2.355	72.09	10:58:21.271
18 -	1:18.205	3.157	71.35	10:59:39.476
19 -	1:15.366	0.318	74.03	11:00:54.842
20 -	1:15.048 (1)		74.35	11:02:09.890

P7 9 Chris DYER

LAP	LAP TIME	DIFF	MPH	TIME OF DAY
1 -	1:23.366	8.558	66.93	10:38:11.506
2 -	1:15.774	0.966	73.64	10:39:27.280
3 -	1:15.828	1.020	73.58	10:40:43.108
4 -	1:14.956 (2)	0.148	74.44	10:41:58.064
5 -	1:15.135 (3)	0.327	74.26	10:43:13.199
6 -	1:15.776	0.968	73.63	10:44:28.975
7 -	1:14.808 (1)		74.59	10:45:43.783
8 -	1:15.277	0.469	74.12	10:46:59.060
9 -	1:15.163	0.355	74.23	10:48:14.223
10 -	1:15.985	1.177	73.43	10:49:30.208
11 -	1:15.350	0.542	74.05	10:50:45.558
12 -	1:15.144	0.336	74.25	10:52:00.702
13 -	1:15.791	0.983	73.62	10:53:16.493
14 -	1:16.113	1.305	73.31	10:54:32.606
15 -	1:16.299	1.491	73.13	10:55:48.905
16 -	1:15.734	0.926	73.67	10:57:04.639
17 -	1:15.901	1.093	73.51	10:58:20.540
18 -	1:16.452	1.644	72.98	10:59:36.992
19 -	1:15.716	0.908	73.69	11:00:52.708
20 -	1:15.624	0.816	73.78	11:02:08.332

P8 69 Oliver CHATHAM

LAP	LAP TIME	DIFF	MPH	TIME OF DAY
1 -	1:24.878	9.392	65.74	10:38:13.018
2 -	1:15.892	0.406	73.52	10:39:28.910
3 -	1:15.911	0.425	73.50	10:40:44.821
4 -	1:15.778	0.292	73.63	10:42:00.599
5 -	1:15.665	0.179	73.74	10:43:16.264
6 -	1:15.486 (1)		73.92	10:44:31.750
7 -	1:15.684	0.198	73.72	10:45:47.434
8 -	1:15.583 (2)	0.097	73.82	10:47:03.017
9 -	1:15.601 (3)	0.115	73.80	10:48:18.618
10 -	1:15.752	0.266	73.66	10:49:34.370
11 -	1:15.701	0.215	73.71	10:50:50.071
12 -	1:16.157	0.671	73.27	10:52:06.228
13 -	1:17.207	1.721	72.27	10:53:23.435
14 -	1:15.656	0.170	73.75	10:54:39.091
15 -	1:16.258	0.772	73.17	10:55:55.349
16 -	1:15.850	0.364	73.56	10:57:11.199
17 -	1:16.095	0.609	73.32	10:58:27.294
18 -	1:15.955	0.469	73.46	10:59:43.249
19 -	1:16.117	0.631	73.30	11:00:59.366
20 -	1:16.120	0.634	73.30	11:02:15.486

P9 80 Bill CALEY

LAP	LAP TIME	DIFF	MPH	TIME OF DAY
1 -	1:24.535	10.274	66.00	10:38:12.675
2 -	1:15.814	1.553	73.60	10:39:28.489
3 -	1:26.084	11.823	64.82	10:40:54.573

DIFF = Difference To Personal Best Lap

4 -	1:15.066	0.805	74.33	10:42:09.639
5 -	1:15.803	1.542	73.61	10:43:25.442
6 -	1:14.920	0.659	74.47	10:44:40.362
7 -	1:14.485	0.224	74.91	10:45:54.847
8 -	1:14.794	0.533	74.60	10:47:09.641
9 -	1:14.522	0.261	74.87	10:48:24.163
10 -	1:14.312	0.051	75.08	10:49:38.475
11 -	1:14.289 (3)	0.028	75.11	10:50:52.764
12 -	1:14.913	0.652	74.48	10:52:07.677
13 -	1:15.094	0.833	74.30	10:53:22.771
14 -	1:14.280 (2)	0.019	75.12	10:54:37.051
15 -	1:14.261 (1)		75.14	10:55:51.312
16 -	1:14.311	0.050	75.09	10:57:05.623
17 -	1:16.041	1.780	73.38	10:58:21.664
18 -	1:15.583	1.322	73.82	10:59:37.247
19 -	1:15.639	1.378	73.77	11:00:52.886
20 -	1:15.592	1.331	73.81	11:02:08.478

P10 88 Paul SIMPSON

LAP	LAP TIME	DIFF	MPH	TIME OF DAY
1 -	1:25.473	9.925	65.28	10:38:13.613
2 -	1:15.937	0.389	73.48	10:39:29.550
3 -	1:16.152	0.604	73.27	10:40:45.702
4 -	1:15.669 (3)	0.121	73.74	10:42:01.371
5 -	1:15.753	0.205	73.66	10:43:17.124
6 -	1:15.548 (1)		73.86	10:44:32.672
7 -	1:15.594 (2)	0.046	73.81	10:45:48.266
8 -	1:15.776	0.228	73.63	10:47:04.042
9 -	1:15.671	0.123	73.74	10:48:19.713
10 -	1:16.331	0.783	73.10	10:49:36.044
11 -	1:15.927	0.379	73.49	10:50:51.971
12 -	1:17.314	1.766	72.17	10:52:09.285
13 -	1:16.006	0.458	73.41	10:53:25.291
14 -	1:15.942	0.394	73.47	10:54:41.233
15 -	1:15.915	0.367	73.50	10:55:57.148
16 -	1:15.956	0.408	73.46	10:57:13.104
17 -	1:16.081	0.533	73.34	10:58:29.185
18 -	1:16.278	0.730	73.15	10:59:45.463
19 -	1:16.575	1.027	72.87	11:01:02.038
20 -	1:17.173	1.625	72.30	11:02:19.211

P11 2 Peter MORRIS

LAP	LAP TIME	DIFF	MPH	TIME OF DAY
1 -	1:20.351	5.978	69.44	10:38:08.491
2 -	1:15.203	0.830	74.19	10:39:23.694
3 -	1:14.743 (3)	0.370	74.65	10:40:38.437
4 -	1:14.811	0.438	74.58	10:41:53.248
5 -	1:15.499	1.126	73.90	10:43:08.747
6 -	1:14.646 (2)	0.273	74.75	10:44:23.393
7 -	1:14.901	0.528	74.49	10:45:38.294
8 -	1:14.373 (1)		75.02	10:46:52.667
9 -	1:14.916	0.543	74.48	10:48:07.583
10 -	1:14.916	0.543	74.48	10:49:22.499
11 -	1:15.425	1.052	73.98	10:50:37.924
12 -	1:15.413	1.040	73.99	10:51:53.337
13 -	1:15.396	1.023	74.00	10:53:08.733
14 -	1:16.157	1.784	73.27	10:54:24.890
15 -	1:19.385	5.012	70.29	10:55:44.275
16 -	1:19.211	4.838	70.44	10:57:03.486
17 -	1:21.324	6.951	68.61	10:58:24.810
18 -	1:22.963	8.590	67.25	10:59:47.773
19 -	1:24.610	10.237	65.95	11:01:12.383
20 -	1:24.605	10.232	65.95	11:02:36.988

Porsche Club Championship with Pirelli

RACE 10 - LAP ANALYSIS

DIFF = Difference To Personal Best Lap

P12 4 Andy TOON				
LAP	LAP TIME	DIFF	MPH	TIME OF DAY
1 -	1:27.241	10.143	63.96	10:38:15.381
2 -	1:17.397	0.299	72.09	10:39:32.778
3 -	1:17.098 (1)		72.37	10:40:49.876
4 -	1:17.713	0.615	71.80	10:42:07.589
5 -	1:18.964	1.866	70.66	10:43:26.553
6 -	1:17.450	0.352	72.04	10:44:44.003
7 -	1:17.154 (2)	0.056	72.32	10:46:01.157
8 -	1:17.903	0.805	71.62	10:47:19.060
9 -	1:19.667	2.569	70.04	10:48:38.727
10 -	1:18.391	1.293	71.18	10:49:57.118
11 -	1:17.641	0.543	71.86	10:51:14.759
12 -	1:18.172	1.074	71.38	10:52:32.931
13 -	1:17.859	0.761	71.66	10:53:50.790
14 -	1:17.623	0.525	71.88	10:55:08.413
15 -	1:17.313 (3)	0.215	72.17	10:56:25.726
16 -	1:17.629	0.531	71.88	10:57:43.355
17 -	1:17.755	0.657	71.76	10:59:01.110
18 -	1:18.175	1.077	71.37	11:00:19.285
19 -	1:18.405	1.307	71.16	11:01:37.690
20 -	1:19.409	2.311	70.26	11:02:57.099

P13 3 Ross MORRIS				
LAP	LAP TIME	DIFF	MPH	TIME OF DAY
1 -	1:28.154	11.967	63.29	10:38:16.294
2 -	1:17.674	1.487	71.83	10:39:33.968
3 -	1:17.276	1.089	72.20	10:40:51.244
4 -	1:17.142	0.955	72.33	10:42:08.386
5 -	1:18.849	2.662	70.76	10:43:27.235
6 -	1:17.468	1.281	72.03	10:44:44.703
7 -	1:17.816	1.629	71.70	10:46:02.519
8 -	1:17.216	1.029	72.26	10:47:19.735
9 -	1:18.163	1.976	71.38	10:48:37.898
10 -	1:16.691	0.504	72.76	10:49:54.589
11 -	1:16.445 (3)	0.258	72.99	10:51:11.034
12 -	1:16.622	0.435	72.82	10:52:27.656
13 -	1:17.542	1.355	71.96	10:53:45.198
14 -	1:17.349	1.162	72.14	10:55:02.547
15 -	1:16.923	0.736	72.54	10:56:19.470
16 -	1:16.801	0.614	72.65	10:57:36.271
17 -	1:16.187 (1)		73.24	10:58:52.458
18 -	1:16.351 (2)	0.164	73.08	11:00:08.809
19 -	1:17.058	0.871	72.41	11:01:25.867
20 -	1:35.167	18.980	58.63	11:03:01.034

P14 44 Andrew PORTER				
LAP	LAP TIME	DIFF	MPH	TIME OF DAY
1 -	1:32.011	15.910	60.64	10:38:20.151
2 -	1:19.056	2.955	70.58	10:39:39.207
3 -	1:16.101 (1)		73.32	10:40:55.308
4 -	1:16.515	0.414	72.92	10:42:11.823
5 -	1:16.713	0.612	72.73	10:43:28.536
6 -	1:16.583	0.482	72.86	10:44:45.119
7 -	1:17.599	1.498	71.90	10:46:02.718
8 -	1:16.606	0.505	72.84	10:47:19.324
9 -	1:17.544	1.443	71.95	10:48:36.868
10 -	1:16.201 (3)	0.100	73.22	10:49:53.069
11 -	1:16.816	0.715	72.64	10:51:09.885
12 -	1:17.611	1.510	71.89	10:52:27.496
13 -	1:17.465	1.364	72.03	10:53:44.961
14 -	1:17.296	1.195	72.19	10:55:02.257
15 -	1:17.007	0.906	72.46	10:56:19.264

DIFF = Difference To Personal Best Lap

16 -	1:16.181 (2)	0.080	73.24	10:57:35.445
17 -	1:16.397	0.296	73.04	10:58:51.842
18 -	1:16.592	0.491	72.85	11:00:08.434
19 -	1:17.206	1.105	72.27	11:01:25.640
20 -	1:19.918	3.817	69.82	11:02:45.558

P15 64 Vince BLACKER				
LAP	LAP TIME	DIFF	MPH	TIME OF DAY
1 -	1:32.596	16.081	60.26	10:38:20.736
2 -	1:20.347	3.832	69.44	10:39:41.083
3 -	1:17.377	0.862	72.11	10:40:58.460
4 -	1:17.531	1.016	71.97	10:42:15.991
5 -	1:18.899	2.384	70.72	10:43:34.890
6 -	1:16.711 (2)	0.196	72.74	10:44:51.601
7 -	1:16.515 (1)		72.92	10:46:08.116
8 -	1:18.959	2.444	70.67	10:47:27.075
9 -	1:18.789	2.274	70.82	10:48:45.864
10 -	1:17.832	1.317	71.69	10:50:03.696
11 -	1:18.233	1.718	71.32	10:51:21.929
12 -	1:19.292	2.777	70.37	10:52:41.221
13 -	1:18.289	1.774	71.27	10:53:59.510
14 -	1:17.691	1.176	71.82	10:55:17.201
15 -	1:18.249	1.734	71.31	10:56:35.450
16 -	1:19.554	3.039	70.14	10:57:55.004
17 -	1:19.933	3.418	69.80	10:59:14.937
18 -	1:17.996	1.481	71.54	11:00:32.933
19 -	1:18.563	2.048	71.02	11:01:51.496
20 -	1:17.259 (3)	0.744	72.22	11:03:08.755

P16 22 Peter EVANS				
LAP	LAP TIME	DIFF	MPH	TIME OF DAY
1 -	1:26.828	10.194	64.26	10:38:14.968
2 -	1:17.468	0.834	72.03	10:39:32.436
3 -	1:16.999 (2)	0.365	72.46	10:40:49.435
4 -	1:17.614	0.980	71.89	10:42:07.049
5 -	1:22.563	5.929	67.58	10:43:29.612
6 -	1:17.432	0.798	72.06	10:44:47.044
7 -	1:16.634 (1)		72.81	10:46:03.678
8 -	1:27.030	10.396	64.11	10:47:30.708
9 -	1:18.276	1.642	71.28	10:48:48.984
10 -	1:17.882	1.248	71.64	10:50:06.866
11 -	1:19.227	2.593	70.43	10:51:26.093
12 -	1:18.073	1.439	71.47	10:52:44.166
13 -	1:17.176 (3)	0.542	72.30	10:54:01.342
14 -	1:18.289	1.655	71.27	10:55:19.631
15 -	1:17.892	1.258	71.63	10:56:37.523
16 -	1:18.600	1.966	70.99	10:57:56.123
17 -	1:19.072	2.438	70.56	10:59:15.195
18 -	1:18.142	1.508	71.40	11:00:33.337
19 -	1:18.598	1.964	70.99	11:01:51.935
20 -	1:17.564	0.930	71.94	11:03:09.499

P17 24 Carl HAZELTON				
LAP	LAP TIME	DIFF	MPH	TIME OF DAY
1 -	1:32.258	15.110	60.48	10:38:20.398
2 -	1:21.810	4.662	68.20	10:39:42.208
3 -	1:19.179	2.031	70.47	10:41:01.387
4 -	1:19.190	2.042	70.46	10:42:20.577
5 -	1:19.825	2.677	69.90	10:43:40.402
6 -	1:18.767	1.619	70.84	10:44:59.169
7 -	1:19.171	2.023	70.48	10:46:18.340
8 -	1:17.851	0.703	71.67	10:47:36.191
9 -	1:18.127	0.979	71.42	10:48:54.318

Porsche Club Championship with Pirelli

RACE 10 - LAP ANALYSIS

DIFF = Difference To Personal Best Lap

10 -	1:18.284	1.136	71.27	10:50:12.602
11 -	1:17.780	0.632	71.74	10:51:30.382
12 -	1:17.148 (1)		72.32	10:52:47.530
13 -	1:17.684	0.536	71.82	10:54:05.214
14 -	1:17.590 (3)	0.442	71.91	10:55:22.804
15 -	1:17.773	0.625	71.74	10:56:40.577
16 -	1:17.505 (2)	0.357	71.99	10:57:58.082
17 -	1:17.728	0.580	71.78	10:59:15.810
18 -	1:18.532	1.384	71.05	11:00:34.342
19 -	1:18.475	1.327	71.10	11:01:52.817
20 -	1:18.803	1.655	70.80	11:03:11.620

P18 52 Darren LABBETT

LAP	LAP TIME	DIFF	MPH	TIME OF DAY
1 -	1:28.601	10.945	62.97	10:38:16.741
2 -	1:18.053 (2)	0.397	71.49	10:39:34.794
3 -	1:18.187 (3)	0.531	71.36	10:40:52.981
4 -	1:18.540	0.884	71.04	10:42:11.521
5 -	1:19.305	1.649	70.36	10:43:30.826
6 -	1:18.268	0.612	71.29	10:44:49.094
7 -	1:18.421	0.765	71.15	10:46:07.515
8 -	1:20.248	2.592	69.53	10:47:27.763
9 -	1:19.418	1.762	70.26	10:48:47.181
10 -	1:19.202	1.546	70.45	10:50:06.383
11 -	1:20.588	2.932	69.24	10:51:26.971
12 -	1:19.315	1.659	70.35	10:52:46.286
13 -	1:19.793	2.137	69.93	10:54:06.079
14 -	1:18.515	0.859	71.06	10:55:24.594
15 -	1:17.656 (1)		71.85	10:56:42.250
16 -	1:18.331	0.675	71.23	10:58:00.581
17 -	1:18.244	0.588	71.31	10:59:18.825
18 -	1:18.864	1.208	70.75	11:00:37.689
19 -	1:22.101	4.445	67.96	11:01:59.790

P19 10 Julian MORRIS

LAP	LAP TIME	DIFF	MPH	TIME OF DAY
1 -	1:31.686	12.805	60.85	10:38:19.826
2 -	1:21.782	2.901	68.23	10:39:41.608
3 -	1:19.435	0.554	70.24	10:41:01.043
4 -	1:19.277	0.396	70.38	10:42:20.320
5 -	1:19.761	0.880	69.95	10:43:40.081
6 -	1:19.767	0.886	69.95	10:44:59.848
7 -	1:19.507	0.626	70.18	10:46:19.355
8 -	1:18.881 (1)		70.73	10:47:38.236
9 -	1:19.030 (3)	0.149	70.60	10:48:57.266
10 -	1:18.904 (2)	0.023	70.71	10:50:16.170
11 -	1:19.257	0.376	70.40	10:51:35.427
12 -	1:19.987	1.106	69.76	10:52:55.414
13 -	1:19.819	0.938	69.90	10:54:15.233
14 -	1:21.621	2.740	68.36	10:55:36.854
15 -	1:22.548	3.667	67.59	10:56:59.402
16 -	1:19.627	0.746	70.07	10:58:19.029
17 -	1:22.045	3.164	68.01	10:59:41.074
18 -	1:20.702	1.821	69.14	11:01:01.776
19 -	1:19.753	0.872	69.96	11:02:21.529

P20 89 Adrian ROWLANDS

LAP	LAP TIME	DIFF	MPH	TIME OF DAY
1 -	1:31.192	12.039	61.18	10:38:19.332
2 -	1:23.908	4.755	66.50	10:39:43.240
3 -	1:20.343	1.190	69.45	10:41:03.583
4 -	1:19.832	0.679	69.89	10:42:23.415
5 -	1:19.322 (2)	0.169	70.34	10:43:42.737

DIFF = Difference To Personal Best Lap

6 -	1:19.890	0.737	69.84	10:45:02.627
7 -	1:19.153 (1)		70.49	10:46:21.780
8 -	1:19.546 (3)	0.393	70.14	10:47:41.326
9 -	1:24.121	4.968	66.33	10:49:05.447
10 -	1:30.363	11.210	61.75	10:50:35.810
11 -	1:23.388	4.235	66.91	10:51:59.198
12 -	1:24.098	4.945	66.35	10:53:23.296
13 -	1:29.421	10.268	62.40	10:54:52.717
14 -	1:31.617	12.464	60.90	10:56:24.334
15 -	1:37.407	18.254	57.28	10:58:01.741
16 -	1:37.877	18.724	57.01	10:59:39.618
17 -	1:37.504	18.351	57.22	11:01:17.122
18 -	1:45.476	26.323	52.90	11:03:02.598

P21 74 Jim BRYAN

LAP	LAP TIME	DIFF	MPH	TIME OF DAY
1 -	1:26.599 (3)	10.883	64.43	10:38:14.739
2 -	1:15.716 (1)		73.69	10:39:30.455
3 -	1:15.910 (2)	0.194	73.50	10:40:46.365
4 -	2:06.275 P	50.559	44.18	10:42:52.640

P22 5 Brian RICHARDSON

LAP	LAP TIME	DIFF	MPH	TIME OF DAY
1 -	1:30.597 (1)		61.59	10:38:18.737

Porsche Club Championship with Pirelli

RACE 10 - STATISTICS

Competitors Started 22
Planned Start 2023-05-21 @ 10:45:00.000
Actual Start 2023-05-21 @ 10:36:48.139
Finish Time 2023-05-21 @ 11:01:53.712
Track Length 1.5500mi.
Total Laps 401
Total Distance Covered 621.5541mi.

Session Fastest Lap History

NO	CL	NAME	LAP TIME	TIME OF DAY	LAP	VEHICLE
2	1	Peter MORRIS	1:20.351	10:38:08.515	1	Porsche 997
2	1	Peter MORRIS	1:15.203	10:39:23.717	2	Porsche 997
11	1	James CALEY	1:15.193	10:39:25.036	2	Porsche 997
2	1	Peter MORRIS	1:14.743	10:40:38.461	3	Porsche 997
14	1	Mark MCALEER	1:14.094	10:43:09.779	5	Porsche 997
25	1	Harry MAILER	1:13.963	10:50:42.528	11	Porsche Cayman
77	1	Steve WOOD	1:13.804	10:54:27.267	14	Porsche 996

Session Leader History

NO	CL	NAME	FROM LAP	LAPS LED	DISTANCE	VEHICLE
2	1	Peter MORRIS	1	14	21.70 miles	Porsche 997
25	1	Harry MAILER	15	6	9.30 miles	Porsche Cayman

Flag History

TYPE	TIME OF DAY
GREEN	10:36:48.139
FINISH	11:01:53.712

Flag Statistics

TYPE	COUNT	TOTAL LAPS	TOTAL TIME
Green	1	20	27:00.449
Red	0	0	0.000
Safety Car	0	0	0.000
FCY	0	0	0.000

Porsche Club Championship with Pirelli

RACE 10 - STATISTICS

CLASS : 1

14 Starters

Fastest Lap History

NO	NAME	LAP TIME	TIME OF DAY	LAP	VEHICLE
2	Peter MORRIS	1:20.351	10:38:08.515	1	Porsche 997
2	Peter MORRIS	1:15.203	10:39:23.717	2	Porsche 997
11	James CALEY	1:15.193	10:39:25.036	2	Porsche 997
2	Peter MORRIS	1:14.743	10:40:38.461	3	Porsche 997
14	Mark MCALEER	1:14.094	10:43:09.779	5	Porsche 997
25	Harry MAILER	1:13.963	10:50:42.528	11	Porsche Cayman
77	Steve WOOD	1:13.804	10:54:27.267	14	Porsche 996

Leader History

NO	NAME	FROM LAP	LAPS LED	DISTANCE	VEHICLE
2	Peter MORRIS	1	14	21.70 miles	Porsche 997
25	Harry MAILER	15	6	9.30 miles	Porsche Cayman

Porsche Club Championship with Pirelli

RACE 10 - STATISTICS

CLASS : 2

8 Starters

Fastest Lap History

NO	NAME	LAP TIME	TIME OF DAY	LAP	VEHICLE
69	Oliver CHATHAM	1:24.878	10:38:13.018	1	Porsche Boxster S
69	Oliver CHATHAM	1:15.892	10:39:28.910	2	Porsche Boxster S
69	Oliver CHATHAM	1:15.778	10:42:00.599	4	Porsche Boxster S
88	Paul SIMPSON	1:15.669	10:42:01.382	4	Porsche Boxster S
69	Oliver CHATHAM	1:15.665	10:43:16.264	5	Porsche Boxster S
69	Oliver CHATHAM	1:15.486	10:44:31.750	6	Porsche Boxster S

Leader History

NO	NAME	FROM LAP	LAPS LED	DISTANCE	VEHICLE
69	Oliver CHATHAM	1	20	31.00 miles	Porsche Boxster S