



**Porsche Club**  
Motorsport



**Oulton Park**

**July 1st**

**Results**

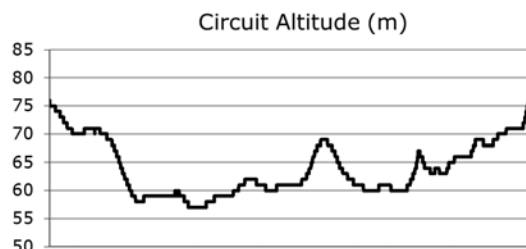
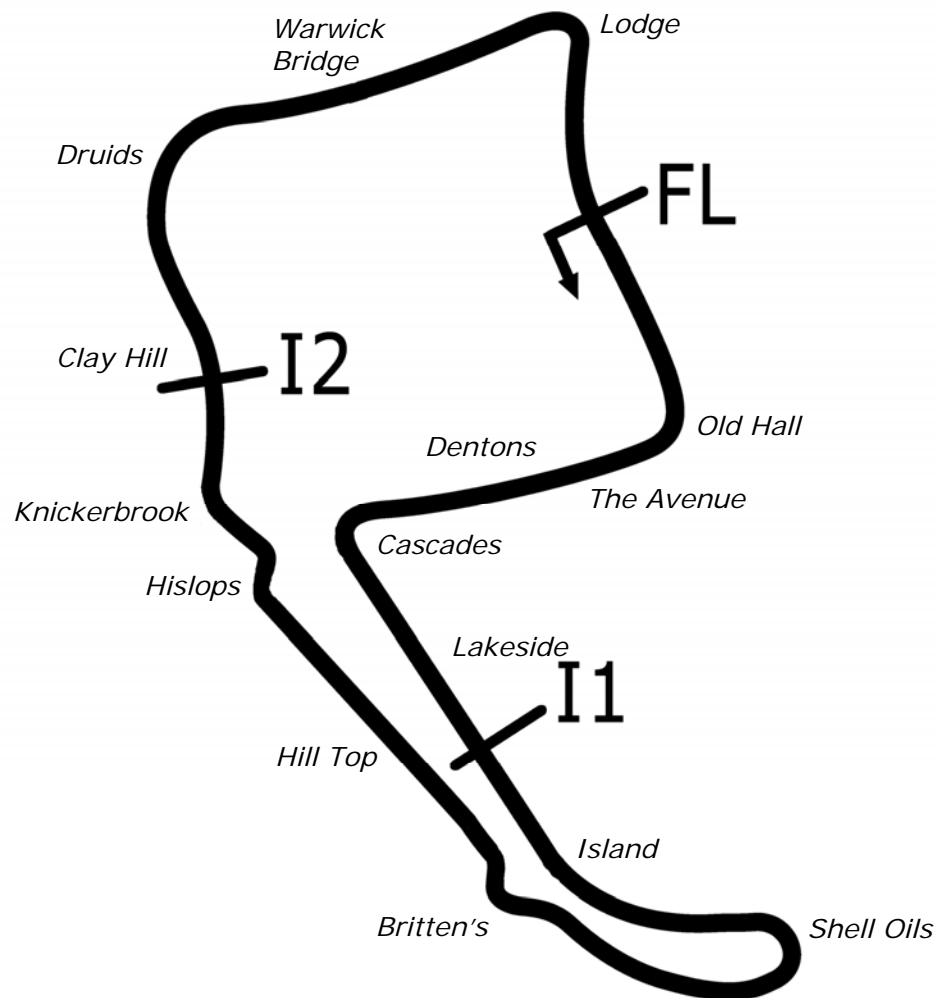


# Oulton Park International



SPORTS TIMING

TIMING SOLUTIONS LTD



Length	2.6920 miles	4332.4 m	
FL		53.17997 N	2.61294 W
I1	1163m	53.17248 N	2.61631 W
I2	3066m	53.17830 N	2.62040 W
Pit Entry	4314m	53.18011 N	2.61306 W
Pit Exit	180m after FL	53.17836 N	2.61232 W
Pit Entry-Pit Exit 199m, 14.3s @50kph, 11.9s @60kph			

All results available at [www.tsl-timing.com](http://www.tsl-timing.com)

# Porsche Club Championship with Pirelli

## QUALIFYING - RACE 9 - 2ND FASTEST CLASSIFICATION

POS	NO	CL	PIC NAME	ENTRY	TIME	ON	LAPS	GAP	DIFF	MPH
1	14	1	1 Mark MCALEER	Porsche 997	1:50.147	5	9			87.98
2	77	1	2 Steve WOOD	Porsche 996	1:50.916	3	9	0.769	0.769	87.37
3	2	1	3 Peter MORRIS	Porsche 997	1:51.468	7	8	1.321	0.552	86.94
4	16	1	4 Kevin HARRISON	Porsche 996	1:51.482	4	9	1.335	0.014	86.93
5	80	1	5 Bill CALEY	Porsche Cayman	1:51.617	6	9	1.470	0.135	86.82
6	11	1	6 James CALEY	Porsche 997	1:51.627	3	9	1.480	0.010	86.81
7	62*	1	7 Neil DELARGY	Porsche 997	1:51.953	3	7	1.806	0.326	86.56
8	9	1	8 Chris DYER	Porsche Cayman	1:52.342	2	9	2.195	0.389	86.26
9	85	1	9 Richard BAYSTON	Porsche 996	1:53.038	6	10	2.891	0.696	85.73
10	74*	1	10 Jim BRYAN	Porsche 996	1:53.042	10	10	2.895	0.004	85.73
11	69*	2	1 Oliver CHATHAM	Porsche Boxster S	1:55.486	5	9	5.339	2.444	83.91
12	44	2	2 Andrew PORTER	Porsche Boxster S	1:55.535	9	9	5.388	0.049	83.88
13	4	1	11 Andy TOON	Porsche Cayman	1:55.815	3	9	5.668	0.280	83.67
14	88*	2	3 Paul SIMPSON	Porsche Boxster S	1:55.920	8	9	5.773	0.105	83.60
15	3	2	4 Ross MORRIS	Porsche Boxster S	1:56.169	5	9	6.022	0.249	83.42
16	22	1	12 Peter EVANS	Porsche 996	1:56.617	5	9	6.470	0.448	83.10
17	45	1	13 Paul SEAGRAVE	Porsche 996	1:57.611	4	9	7.464	0.994	82.40
18	15*	2	5 Shiraz KHAN	Porsche Boxster S	1:57.958	4	9	7.811	0.347	82.15
19	52*	2	6 Darren LABBETT	Porsche Boxster S	1:58.105	5	9	7.958	0.147	82.05
20	24	2	7 Carl HAZELTON	Porsche Boxster S	1:59.796	9	9	9.649	1.691	80.89
21	64	1	14 Vince BLACKER	Porsche Cayman	1:59.881	8	8	9.734	0.085	80.84
22	10	2	8 Julian MORRIS	Porsche Boxster S	2:01.924	3	8	11.777	2.043	79.48
23	5	2	9 Brian RICHARDSON	Porsche Boxster S	2:03.955	7	9	13.808	2.031	78.18

\*Car 62 requires a working transponder - Regulation Q12.8.1 refers.

No. 15, 69, 88 - 1 Lap time disallowed; exceeding track limits.

No. 52, 74 - 2 Lap times disallowed; exceeding track limits.

Weather / Track : Cloudy / Dry

These results are provisional until the conclusion of any judicial and technical matters.

Oulton Park International: 2.6920 miles

Date: 01/07/2023 Start: 10:55 Finish: 11:15

Clerk Of Course : Andy Stevens

Stewards :

Timekeeper : Nick Palmer

**Porsche Club Championship with Pirelli**  
**QUALIFYING - RACE 5 - CLASSIFICATION**

POS	NO	CL	PIC NAME	ENTRY	TIME	ON	LAPS	GAP	DIFF	MPH
1	77	1	1 Steve WOOD	Porsche 996	1:49.851	5	9			88.22
2	14	1	2 Mark MCALEER	Porsche 997	1:49.963	9	9	0.112	0.112	88.13
3	62*	1	3 Neil DELARGY	Porsche 997	1:50.850	4	7	0.999	0.887	87.42
4	2	1	4 Peter MORRIS	Porsche 997	1:50.993	8	8	1.142	0.143	87.31
5	11	1	5 James CALEY	Porsche 997	1:51.163	8	9	1.312	0.170	87.18
6	80	1	6 Bill CALEY	Porsche Cayman	1:51.205	9	9	1.354	0.042	87.14
7	16	1	7 Kevin HARRISON	Porsche 996	1:51.438	5	9	1.587	0.233	86.96
8	9	1	8 Chris DYER	Porsche Cayman	1:51.780	3	9	1.929	0.342	86.69
9	85	1	9 Richard BAYSTON	Porsche 996	1:52.753	7	10	2.902	0.973	85.95
10	74*	1	10 Jim BRYAN	Porsche 996	1:53.035	5	10	3.184	0.282	85.73
11	4	1	11 Andy TOON	Porsche Cayman	1:53.712	9	9	3.861	0.677	85.22
12	88*	2	1 Paul SIMPSON	Porsche Boxster S	1:55.071	9	9	5.220	1.359	84.22
13	69*	2	2 Oliver CHATHAM	Porsche Boxster S	1:55.131	8	9	5.280	0.060	84.17
14	44	2	3 Andrew PORTER	Porsche Boxster S	1:55.498	6	9	5.647	0.367	83.90
15	22	1	12 Peter EVANS	Porsche 996	1:55.754	9	9	5.903	0.256	83.72
16	3	2	4 Ross MORRIS	Porsche Boxster S	1:56.102	4	9	6.251	0.348	83.47
17	52*	2	5 Darren LABBETT	Porsche Boxster S	1:57.291	9	9	7.440	1.189	82.62
18	45	1	13 Paul SEAGRAVE	Porsche996	1:57.600	9	9	7.749	0.309	82.40
19	15*	2	6 Shiraz KHAN	Porsche Boxster S	1:57.951	3	9	8.100	0.351	82.16
20	64	1	14 Vince BLACKER	Porsche Cayman	1:58.358	5	8	8.507	0.407	81.88
21	24	2	7 Carl HAZELTON	Porsche Boxster S	1:59.454	3	9	9.603	1.096	81.12
22	10	2	8 Julian MORRIS	Porsche Boxster S	2:01.614	8	8	11.763	2.160	79.68
23	5	2	9 Brian RICHARDSON	Porsche Boxster S	2:03.943	6	9	14.092	2.329	78.19

\*Car 62 requires a working transponder - Regulation Q12.8.1 refers.

No. 15, 69, 88 - 1 Lap time disallowed; exceeding track limits.

No. 52, 74 - 2 Lap times disallowed; exceeding track limits.

Weather / Track : Cloudy / Dry

These results are provisional until the conclusion of any judicial and technical matters.

Oulton Park International: 2.6920 miles  
Date: 01/07/2023 Start: 10:55 Finish: 11:15

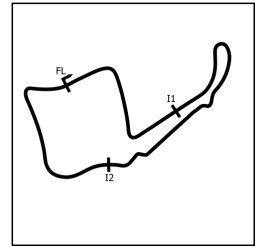
Clerk Of Course : Andy Stevens

Stewards :

Timekeeper : Nick Palmer

# Porsche Club Championship with Pirelli

## QUALIFYING - RACE 5 - SECTOR ANALYSIS



SECTOR 1 = FL to I1, SECTOR 2 = I1 to I2, SECTOR 3 = I2 to FL, DIFF = Difference To Personal Best Lap, P = Crossed Finish Line in Pit Lane, D = Time Disallowed

P1 77 1		Steve WOOD		Porsche 996			
IDEAL LAP TIME : 1:49.851		BEST LAP TIME : 1:49.851		DIFFERENCE : 0.000			
LAP	SECTOR 1	SECTOR 2	SECTOR 3	LAP TIME	MPH	DIFF	TIME OF DAY
1 -	29.207	55.207	31.210	1:55.624	83.81	5.773	11:00:02.423
2 -	27.782	54.077	30.618	1:52.477	86.16	2.626	11:01:54.900
3 -	27.453	52.969	30.494	1:50.916 (2)	87.37	1.065	11:03:45.816
4 -	27.883	53.043	30.312	1:51.238 (3)	87.12	1.387	11:05:37.054
5 -	<b>27.037</b>	<b>52.632</b>	<b>30.182</b>	<b>1:49.851 (1)</b>	<b>88.22</b>		<b>11:07:26.905</b>
6 -	33.009	1:04.245	IN PIT	2:16.105 P	71.20	26.254	11:09:43.010
7 -	OUTLAP	56.697	31.952	2:51.588	56.48	1:01.737	11:12:34.598
8 -	28.580	54.461	31.371	1:54.412	84.70	4.561	11:14:29.010
9 -	27.678	53.058	30.752	1:51.488	86.92	1.637	11:16:20.498

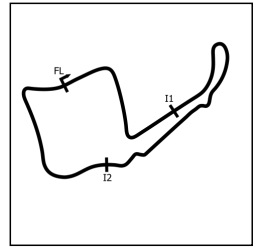
P2 14 1		Mark MCALEER		Porsche 997			
IDEAL LAP TIME : 1:49.738		BEST LAP TIME : 1:49.963		DIFFERENCE : 0.225			
LAP	SECTOR 1	SECTOR 2	SECTOR 3	LAP TIME	MPH	DIFF	TIME OF DAY
1 -	29.084	57.537	31.343	1:57.964	82.15	8.001	11:00:10.933
2 -	27.783	54.013	30.098	1:51.894	86.61	1.931	11:02:02.827
3 -	27.191	53.271	30.684	1:51.146	87.19	1.183	11:03:53.973
4 -	27.704	55.374	30.868	1:53.946	85.05	3.983	11:05:47.919
5 -	27.415	52.874	<b>29.858</b>	1:50.147 (2)	87.98	0.184	11:07:38.066
6 -	27.568	53.852	IN PIT	1:59.360 P	81.19	9.397	11:09:37.426
7 -	OUTLAP	55.786	30.870	3:13.630	50.05	1:23.667	11:12:51.056
8 -	27.128	53.095	29.999	1:50.222 (3)	87.92	0.259	11:14:41.278
9 -	<b>27.033</b>	<b>52.847</b>	30.083	<b>1:49.963 (1)</b>	<b>88.13</b>		<b>11:16:31.241</b>

P3 62 1		Neil DELARGY		Porsche 997			
IDEAL LAP TIME :		BEST LAP TIME : 1:50.850		DIFFERENCE :			
LAP	SECTOR 1	SECTOR 2	SECTOR 3	LAP TIME	MPH	DIFF	TIME OF DAY
1 -				1:53.027	85.74	2.177	11:02:04.580
2 -				1:52.365 (3)	86.24	1.515	11:03:56.945
3 -				1:51.953 (2)	86.56	1.103	11:05:48.898
4 -				<b>1:50.850 (1)</b>	<b>87.42</b>		<b>11:07:39.748</b>
5 -			<i>IN PIT</i>	1:59.962 P	80.78	9.112	11:09:39.710
6 -				3:03.320	52.86	1:12.470	11:12:43.031
7 -				1:54.492	84.64	3.642	11:14:37.523

P4 2 1		Peter MORRIS		Porsche 997			
IDEAL LAP TIME : 1:50.743		BEST LAP TIME : 1:50.993		DIFFERENCE : 0.250			
LAP	SECTOR 1	SECTOR 2	SECTOR 3	LAP TIME	MPH	DIFF	TIME OF DAY
1 -	28.287	54.732	30.849	1:53.868	85.10	2.875	11:00:21.792
2 -	27.689	53.890	<b>30.013</b>	1:51.592	86.84	0.599	11:02:13.384
3 -	27.350	54.060	30.071	1:51.481	86.93	0.488	11:04:04.865
4 -	27.536	<b>53.578</b>	30.361	1:51.475 (3)	86.93	0.482	11:05:56.340
5 -	29.112	1:01.545	IN PIT	2:11.012 P	73.97	20.019	11:08:07.352
6 -	OUTLAP	58.275	31.381	2:55.610	55.18	1:04.617	11:11:02.962
7 -	27.564	53.721	30.183	1:51.468 (2)	86.94	0.475	11:12:54.430
8 -	<b>27.152</b>	53.711	30.130	<b>1:50.993 (1)</b>	<b>87.31</b>		<b>11:14:45.423</b>

# Porsche Club Championship with Pirelli

## QUALIFYING - RACE 5 - SECTOR ANALYSIS



SECTOR 1 = FL to I1, SECTOR 2 = I1 to I2, SECTOR 3 = I2 to FL, DIFF = Difference To Personal Best Lap, P = Crossed Finish Line in Pit Lane, D = Time Disallowed

P5		11 1		James CALEY		Porsche 997	
IDEAL LAP TIME : 1:51.061		BEST LAP TIME : 1:51.163		DIFFERENCE : 0.102			
LAP	SECTOR 1	SECTOR 2	SECTOR 3	LAP TIME	MPH	DIFF	TIME OF DAY
1 -	35.949	1:07.197	34.788	2:17.934	70.26	26.771	11:00:44.429
2 -	27.754	54.064	30.690	1:52.508	86.13	1.345	11:02:36.937
3 -	27.319	53.599	30.709	1:51.627 (2)	86.81	0.464	11:04:28.564
4 -	27.365	55.549	IN PIT	2:01.335 P	79.87	10.172	11:06:29.899
5 -	OUTLAP	1:05.098	36.067	2:48.704	57.44	57.541	11:09:18.603
6 -	28.194	59.553	34.604	2:02.351	79.20	11.188	11:11:20.954
7 -	27.709	53.498	<b>30.449</b>	1:51.656 (3)	86.79	0.493	11:13:12.610
8 -	<b>27.178</b>	<b>53.434</b>	30.551	<b>1:51.163 (1)</b>	<b>87.18</b>		<b>11:15:03.773</b>
9 -	27.495	54.878	30.919	1:53.292	85.54	2.129	11:16:57.065

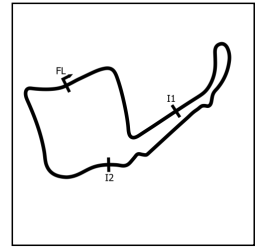
P6		80 1		Bill CALEY		Porsche Cayman	
IDEAL LAP TIME : 1:50.990		BEST LAP TIME : 1:51.205		DIFFERENCE : 0.215			
LAP	SECTOR 1	SECTOR 2	SECTOR 3	LAP TIME	MPH	DIFF	TIME OF DAY
1 -	29.496	57.023	33.393	1:59.912	80.82	8.707	11:00:36.936
2 -	28.036	54.202	30.778	1:53.016	85.75	1.811	11:02:29.952
3 -	27.623	53.506	35.025	1:56.154	83.43	4.949	11:04:26.106
4 -	32.038	55.564	32.828	2:00.430	80.47	9.225	11:06:26.536
5 -	27.695	53.592	30.459	1:51.746 (3)	86.72	0.541	11:08:18.282
6 -	<b>27.354</b>	53.640	30.623	1:51.617 (2)	86.82	0.412	11:10:09.899
7 -	27.509	59.692	32.366	1:59.567	81.05	8.362	11:12:09.466
8 -	31.670	59.949	32.123	2:03.742	78.31	12.537	11:14:13.208
9 -	27.569	<b>53.295</b>	<b>30.341</b>	<b>1:51.205 (1)</b>	<b>87.14</b>		<b>11:16:04.413</b>

P7		16 1		Kevin HARRISON		Porsche 996	
IDEAL LAP TIME : 1:51.363		BEST LAP TIME : 1:51.438		DIFFERENCE : 0.075			
LAP	SECTOR 1	SECTOR 2	SECTOR 3	LAP TIME	MPH	DIFF	TIME OF DAY
1 -	28.499	54.883	30.737	1:54.119	84.92	2.681	11:00:00.060
2 -	27.626	53.940	30.591	1:52.157	86.40	0.719	11:01:52.217
3 -	27.740	<b>53.281</b>	<b>30.493</b>	1:51.514 (3)	86.90	0.076	11:03:43.731
4 -	<b>27.589</b>	53.340	30.553	1:51.482 (2)	86.93	0.044	11:05:35.213
5 -	27.631	53.311	30.496	<b>1:51.438 (1)</b>	<b>86.96</b>		<b>11:07:26.651</b>
6 -	31.977	58.826	IN PIT	2:08.660 P	75.32	17.222	11:09:35.311
7 -	OUTLAP	57.079	31.004	2:59.232	54.07	1:07.794	11:12:34.543
8 -	27.711	53.909	31.367	1:52.987	85.77	1.549	11:14:27.530
9 -	27.791	54.216	30.801	1:52.808	85.90	1.370	11:16:20.338

P8		9 1		Chris DYER		Porsche Cayman	
IDEAL LAP TIME : 1:51.296		BEST LAP TIME : 1:51.780		DIFFERENCE : 0.484			
LAP	SECTOR 1	SECTOR 2	SECTOR 3	LAP TIME	MPH	DIFF	TIME OF DAY
1 -	29.126	54.387	30.965	1:54.478	84.65	2.698	11:00:38.367
2 -	28.048	53.727	<b>30.567</b>	1:52.342 (2)	86.26	0.562	11:02:30.709
3 -	<b>27.512</b>	<b>53.217</b>	31.051	<b>1:51.780 (1)</b>	<b>86.69</b>		<b>11:04:22.489</b>
4 -	27.850	53.932	31.499	1:53.281	85.55	1.501	11:06:15.770
5 -	27.546	54.224	30.641	1:52.411 (3)	86.21	0.631	11:08:08.181
6 -	28.169	53.986	IN PIT	1:57.907 P	82.19	6.127	11:10:06.088
7 -	OUTLAP	57.079	33.911	3:11.421	50.62	1:19.641	11:13:17.509
8 -	28.509	54.157	30.807	1:53.473	85.40	1.693	11:15:10.982
9 -	27.850	53.999	31.067	1:52.916	85.82	1.136	11:17:03.898

# Porsche Club Championship with Pirelli

## QUALIFYING - RACE 5 - SECTOR ANALYSIS



SECTOR 1 = FL to I1, SECTOR 2 = I1 to I2, SECTOR 3 = I2 to FL, DIFF = Difference To Personal Best Lap, P = Crossed Finish Line in Pit Lane, D = Time Disallowed

<b>P9 85 1</b>		<b>Richard BAYSTON</b>		Porsche 996			
IDEAL LAP TIME : 1:52.424		BEST LAP TIME : 1:52.753		DIFFERENCE : 0.329			
LAP	SECTOR 1	SECTOR 2	SECTOR 3	LAP TIME	MPH	DIFF	TIME OF DAY
1 -	29.466	55.759	33.617	1:58.842	81.54	6.089	11:00:15.772
2 -	28.112	54.568	31.250	1:53.930	85.06	1.177	11:02:09.702
3 -	28.223	54.201	<b>30.670</b>	1:53.094 (3)	85.69	0.341	11:04:02.796
4 -	27.984	54.667	31.407	1:54.058	84.96	1.305	11:05:56.854
5 -	28.319	54.834	30.900	1:54.053	84.97	1.300	11:07:50.907
6 -	28.234	<b>53.997</b>	30.807	1:53.038 (2)	85.73	0.285	11:09:43.945
7 -	<b>27.757</b>	54.156	30.840	<b>1:52.753 (1)</b>	<b>85.95</b>		<b>11:11:36.698</b>
8 -	28.593	55.039	31.118	1:54.750	84.45	1.997	11:13:31.448
9 -	27.832	54.684	30.854	1:53.370	85.48	0.617	11:15:24.818
10 -	28.766	54.831	30.892	1:54.489	84.64	1.736	11:17:19.307

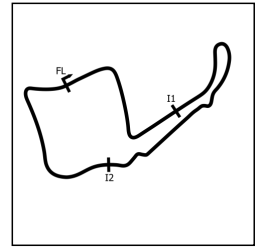
<b>P10 74 1</b>		<b>Jim BRYAN</b>		Porsche 996			
IDEAL LAP TIME : 1:52.474		BEST LAP TIME : 1:53.035		DIFFERENCE : 0.561			
LAP	SECTOR 1	SECTOR 2	SECTOR 3	LAP TIME	MPH	DIFF	TIME OF DAY
1 -	29.322	58.013	31.688	1:59.023	81.42	5.988	11:00:12.759
2 -	28.677	54.603	30.766	1:54.046	84.97	1.011	11:02:06.805
3 -	28.338	54.419	30.956	1:53.713	85.22	0.678	11:04:00.518
4 -	28.465	54.166	30.912	1:53.543	85.35	0.508	11:05:54.061
5 -	<b>27.925</b>	54.342	30.768	<b>1:53.035 (1)</b>	<b>85.73</b>		<b>11:07:47.096</b>
6 -	28.808	54.947	31.014	<del>1:54.769</del> D	84.44	1.734	11:09:41.865
7 -	29.023	54.452	30.870	<del>1:54.345</del> D	84.75	1.310	11:11:36.210
8 -	29.355	55.266	31.064	1:55.685	83.77	2.650	11:13:31.895
9 -	28.600	54.086	<b>30.473</b>	1:53.159 (3)	85.64	0.124	11:15:25.054
10 -	28.368	<b>54.076</b>	30.598	1:53.042 (2)	85.73	0.007	11:17:18.096

<b>P11 4 1</b>		<b>Andy TOON</b>		Porsche Cayman			
IDEAL LAP TIME : 1:53.712		BEST LAP TIME : 1:53.712		DIFFERENCE : 0.000			
LAP	SECTOR 1	SECTOR 2	SECTOR 3	LAP TIME	MPH	DIFF	TIME OF DAY
1 -	29.971	58.813	32.159	2:00.943	80.13	7.231	11:00:29.797
2 -	28.826	56.006	31.896	1:56.728	83.02	3.016	11:02:26.525
3 -	28.866	55.314	31.635	1:55.815 (2)	83.67	2.103	11:04:22.340
4 -	29.939	55.042	31.498	1:56.479	83.20	2.767	11:06:18.819
5 -	28.874	55.894	34.549	1:59.317	81.22	5.605	11:08:18.136
6 -	28.797	54.994	IN PIT	2:02.780 P	78.93	9.068	11:10:20.916
7 -	OUTLAP	58.237	32.541	3:09.900	51.03	1:16.188	11:13:30.816
8 -	28.188	56.779	31.455	1:56.422 (3)	83.24	2.710	11:15:27.238
9 -	<b>27.969</b>	<b>54.424</b>	<b>31.319</b>	<b>1:53.712 (1)</b>	<b>85.22</b>		<b>11:17:20.950</b>

<b>P12 88 2</b>		<b>Paul SIMPSON</b>		Porsche Boxster S			
IDEAL LAP TIME : 1:55.071		BEST LAP TIME : 1:55.071		DIFFERENCE : 0.000			
LAP	SECTOR 1	SECTOR 2	SECTOR 3	LAP TIME	MPH	DIFF	TIME OF DAY
1 -	29.845	1:06.275	32.468	<del>2:08.588</del> D	75.36	13.517	11:01:03.090
2 -	28.634	56.612	31.789	1:57.035	82.80	1.964	11:03:00.125
3 -	28.864	55.710	31.675	1:56.249	83.36	1.178	11:04:56.374
4 -	28.573	55.786	31.701	1:56.060 (3)	83.50	0.989	11:06:52.434
5 -	28.688	55.651	32.748	1:57.087	82.77	2.016	11:08:49.521
6 -	28.651	55.642	31.815	1:56.108	83.46	1.037	11:10:45.629
7 -	30.996	1:01.505	35.046	2:07.547	75.98	12.476	11:12:53.176
8 -	28.564	55.631	31.725	1:55.920 (2)	83.60	0.849	11:14:49.096
9 -	<b>28.405</b>	<b>55.007</b>	<b>31.659</b>	<b>1:55.071 (1)</b>	<b>84.22</b>		<b>11:16:44.167</b>

# Porsche Club Championship with Pirelli

## QUALIFYING - RACE 5 - SECTOR ANALYSIS



SECTOR 1 = FL to I1, SECTOR 2 = I1 to I2, SECTOR 3 = I2 to FL, DIFF = Difference To Personal Best Lap, P = Crossed Finish Line in Pit Lane, D = Time Disallowed

P13 69 2		Oliver CHATHAM		Porsche Boxster S			
IDEAL LAP TIME : 1:54.998		BEST LAP TIME : 1:55.131		DIFFERENCE : 0.133			
LAP	SECTOR 1	SECTOR 2	SECTOR 3	LAP TIME	MPH	DIFF	TIME OF DAY
1 -	29.945	57.180	32.059	1:59.184	81.31	4.053	11:00:13.522
2 -	28.804	56.306	32.151	1:57.261	82.64	2.130	11:02:10.783
3 -	29.013	57.296	31.982	1:58.291	81.92	3.160	11:04:09.074
4 -	28.898	55.829	<b>31.599</b>	1:56.326 (3)	83.31	1.195	11:06:05.400
5 -	28.515	55.319	31.652	1:55.486 (2)	83.91	0.355	11:08:00.886
6 -	28.888	1:00.722	33.953	2:03.563	78.43	8.432	11:10:04.449
7 -	28.997	56.027	31.668	1:56.692	83.05	1.561	11:12:01.141
8 -	<b>28.385</b>	<b>55.014</b>	31.732	<b>1:55.131 (1)</b>	<b>84.17</b>		<b>11:13:56.272</b>
9 -	28.515	56.650	33.421	<del>1:58.586</del> D	81.72	3.455	11:15:54.858

P14 44 2		Andrew PORTER		Porsche Boxster S			
IDEAL LAP TIME : 1:55.356		BEST LAP TIME : 1:55.498		DIFFERENCE : 0.142			
LAP	SECTOR 1	SECTOR 2	SECTOR 3	LAP TIME	MPH	DIFF	TIME OF DAY
1 -				2:03.357	78.56	7.859	11:00:22.983
2 -				1:57.843	82.23	2.345	11:02:20.826
3 -			32.760	1:58.420	81.83	2.922	11:04:19.246
4 -	28.965	56.286	32.883	1:58.134	82.03	2.636	11:06:17.380
5 -	28.702	<b>55.426</b>	31.460	1:55.588 (3)	83.84	0.090	11:08:12.968
6 -	<b>28.485</b>	55.535	31.478	<b>1:55.498 (1)</b>	<b>83.90</b>		<b>11:10:08.466</b>
7 -	28.558	56.907	33.522	1:58.987	81.44	3.489	11:12:07.453
8 -	28.854	56.547	32.774	1:58.175	82.00	2.677	11:14:05.628
9 -	28.532	55.558	<b>31.445</b>	1:55.535 (2)	83.88	0.037	11:16:01.163

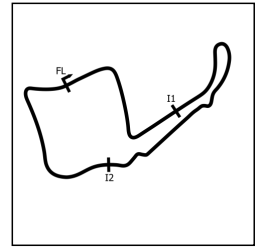
P15 22 1		Peter EVANS		Porsche 996			
IDEAL LAP TIME : 1:55.754		BEST LAP TIME : 1:55.754		DIFFERENCE : 0.000			
LAP	SECTOR 1	SECTOR 2	SECTOR 3	LAP TIME	MPH	DIFF	TIME OF DAY
1 -	30.447	58.413	32.882	2:01.742	79.60	5.988	11:00:19.186
2 -	30.501	58.400	32.397	2:01.298	79.89	5.544	11:02:20.484
3 -	29.149	56.584	32.477	1:58.210	81.98	2.456	11:04:18.694
4 -	29.114	56.077	34.291	1:59.482	81.11	3.728	11:06:18.176
5 -	29.033	55.977	31.607	1:56.617 (2)	83.10	0.863	11:08:14.793
6 -	28.938	56.695	32.007	1:57.640	82.38	1.886	11:10:12.433
7 -	29.921	56.340	31.938	1:58.199	81.99	2.445	11:12:10.632
8 -	28.872	56.013	31.885	1:56.770 (3)	82.99	1.016	11:14:07.402
9 -	<b>28.679</b>	<b>55.702</b>	<b>31.373</b>	<b>1:55.754 (1)</b>	<b>83.72</b>		<b>11:16:03.156</b>

P16 3 2		Ross MORRIS		Porsche Boxster S			
IDEAL LAP TIME : 1:55.808		BEST LAP TIME : 1:56.102		DIFFERENCE : 0.294			
LAP	SECTOR 1	SECTOR 2	SECTOR 3	LAP TIME	MPH	DIFF	TIME OF DAY
1 -	31.212	58.001	32.609	2:01.822	79.55	5.720	11:00:37.813
2 -	29.917	56.968	32.158	1:59.043	81.41	2.941	11:02:36.856
3 -	29.019	56.301	32.074	1:57.394	82.55	1.292	11:04:34.250
4 -	28.665	55.690	<b>31.747</b>	<b>1:56.102 (1)</b>	<b>83.47</b>		<b>11:06:30.352</b>
5 -	<b>28.493</b>	<b>55.568</b>	32.108	1:56.169 (2)	83.42	0.067	11:08:26.521
6 -	28.853	55.854	31.876	1:56.583 (3)	83.12	0.481	11:10:23.104
7 -	29.898	59.678	IN PIT	2:08.105 P	75.65	12.003	11:12:31.209
8 -	OUTLAP	59.122	32.037	2:43.238	59.36	47.136	11:15:14.447
9 -	28.627	56.015	32.189	1:56.831	82.95	0.729	11:17:11.278



# Porsche Club Championship with Pirelli

## QUALIFYING - RACE 5 - SECTOR ANALYSIS



SECTOR 1 = FL to I1, SECTOR 2 = I1 to I2, SECTOR 3 = I2 to FL, DIFF = Difference To Personal Best Lap, P = Crossed Finish Line in Pit Lane, D = Time Disallowed

P17 52 2		Darren LABBETT		Porsche Boxster S			
IDEAL LAP TIME : 1:57.220		BEST LAP TIME : 1:57.291		DIFFERENCE : 0.071			
LAP	SECTOR 1	SECTOR 2	SECTOR 3	LAP TIME	MPH	DIFF	TIME OF DAY
1 -	30.116	58.920	33.696	2:02.732	78.96	5.441	11:00:23.540
2 -	29.549	57.482	32.602	1:59.633	81.00	2.342	11:02:23.173
3 -	29.483	57.065	32.359	1:58.907 <b>D</b>	81.50	1.616	11:04:22.080
4 -	30.021	57.894	32.286	2:00.201	80.62	2.910	11:06:22.281
5 -	29.133	56.640	32.332	1:58.105 <b>(2)</b>	82.05	0.814	11:08:20.386
6 -	28.869	57.463	32.592	1:58.924	81.49	1.633	11:10:19.310
7 -	29.021	57.322	<b>32.240</b>	1:58.583 <b>(3)</b>	81.72	1.292	11:12:17.893
8 -	28.858	56.601	38.175	2:03.634 <b>D</b>	78.38	6.343	11:14:21.527
9 -	<b>28.824</b>	<b>56.156</b>	32.311	<b>1:57.291 (1)</b>	<b>82.62</b>		<b>11:16:18.818</b>

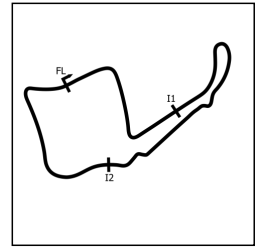
P18 45 1		Paul SEAGRAVE		Porsche996			
IDEAL LAP TIME : 1:57.191		BEST LAP TIME : 1:57.600		DIFFERENCE : 0.409			
LAP	SECTOR 1	SECTOR 2	SECTOR 3	LAP TIME	MPH	DIFF	TIME OF DAY
1 -	31.006	59.141	32.420	2:02.567	79.06	4.967	11:00:31.488
2 -	29.358	57.004	32.981	1:59.343	81.20	1.743	11:02:30.831
3 -	29.270	56.800	32.627	1:58.697 <b>(3)</b>	81.64	1.097	11:04:29.528
4 -	29.419	56.216	31.976	1:57.611 <b>(2)</b>	82.40	0.011	11:06:27.139
5 -	<b>29.056</b>	57.248	33.139	1:59.443	81.13	1.843	11:08:26.582
6 -	30.220	57.978	32.978	2:01.176	79.97	3.576	11:10:27.758
7 -	30.205	58.432	32.588	2:01.225	79.94	3.625	11:12:28.983
8 -	29.448	56.974	32.786	1:59.208	81.29	1.608	11:14:28.191
9 -	29.465	<b>56.163</b>	<b>31.972</b>	<b>1:57.600 (1)</b>	<b>82.40</b>		<b>11:16:25.791</b>

P19 15 2		Shiraz KHAN		Porsche Boxster S			
IDEAL LAP TIME : 1:57.542		BEST LAP TIME : 1:57.951		DIFFERENCE : 0.409			
LAP	SECTOR 1	SECTOR 2	SECTOR 3	LAP TIME	MPH	DIFF	TIME OF DAY
1 -	30.358	1:05.097	33.176	2:08.631	75.34	10.680	11:01:05.175
2 -	29.685	56.953	32.368	1:59.006	81.43	1.055	11:03:04.181
3 -	29.367	<b>56.305</b>	32.279	<b>1:57.951 (1)</b>	<b>82.16</b>		<b>11:05:02.132</b>
4 -	<b>29.088</b>	56.699	32.171	1:57.958 <b>(2)</b>	82.15	0.007	11:07:00.090
5 -	29.258	56.992	<b>32.149</b>	1:58.399 <b>(3)</b>	81.85	0.448	11:08:58.489
6 -	33.222	1:02.454	34.480	2:10.156 <b>D</b>	74.45	12.205	11:11:08.645
7 -	30.016	56.979	32.380	1:59.375	81.18	1.424	11:13:08.020
8 -	29.601	56.999	32.670	1:59.270	81.25	1.319	11:15:07.290
9 -	29.435	57.430	32.541	1:59.406	81.16	1.455	11:17:06.696

P20 64 1		Vince BLACKER		Porsche Cayman			
IDEAL LAP TIME : 1:58.358		BEST LAP TIME : 1:58.358		DIFFERENCE : 0.000			
LAP	SECTOR 1	SECTOR 2	SECTOR 3	LAP TIME	MPH	DIFF	TIME OF DAY
1 -	30.670	1:00.693	33.336	2:04.699	77.71	6.341	11:00:52.423
2 -	29.783	58.594	32.331	2:00.708 <b>(3)</b>	80.28	2.350	11:02:53.131
3 -	29.711	58.350	32.724	2:00.785	80.23	2.427	11:04:53.916
4 -	30.402	58.167	32.263	2:00.832	80.20	2.474	11:06:54.748
5 -	<b>29.361</b>	<b>56.975</b>	<b>32.022</b>	<b>1:58.358 (1)</b>	<b>81.88</b>		<b>11:08:53.106</b>
6 -	30.025	57.341	IN PIT	2:05.640 <b>P</b>	77.13	7.282	11:10:58.746
7 -	OUTLAP	1:12.082	45.588	3:24.836	47.31	1:26.478	11:14:23.582
8 -	29.681	57.964	32.236	1:59.881 <b>(2)</b>	80.84	1.523	11:16:23.463

# Porsche Club Championship with Pirelli

## QUALIFYING - RACE 5 - SECTOR ANALYSIS



SECTOR 1 = FL to I1, SECTOR 2 = I1 to I2, SECTOR 3 = I2 to FL, DIFF = Difference To Personal Best Lap, P = Crossed Finish Line in Pit Lane, D = Time Disallowed

<b>P21 24 2</b>		<b>Carl HAZELTON</b>		<b>Porsche Boxster S</b>			
IDEAL LAP TIME : 1:59.278		BEST LAP TIME : 1:59.454		DIFFERENCE : 0.176			
LAP	SECTOR 1	SECTOR 2	SECTOR 3	LAP TIME	MPH	DIFF	TIME OF DAY
1 -	30.928	58.873	32.887	2:02.688	78.99	3.234	11:00:46.477
2 -	29.372	58.001	<b>32.591</b>	1:59.964	80.78	0.510	11:02:46.441
3 -	29.297	<b>57.421</b>	32.736	<b>1:59.454 (1)</b>	<b>81.12</b>		<b>11:04:45.895</b>
4 -	29.317	57.648	32.967	1:59.932 (3)	80.80	0.478	11:06:45.827
5 -	30.157	58.713	37.340	2:06.210	76.78	6.756	11:08:52.037
6 -	36.260	1:09.152	36.741	2:22.153	68.17	22.699	11:11:14.190
7 -	29.941	58.296	33.370	2:01.607	79.69	2.153	11:13:15.797
8 -	30.123	57.979	32.910	2:01.012	80.08	1.558	11:15:16.809
9 -	<b>29.266</b>	57.481	33.049	1:59.796 (2)	80.89	0.342	11:17:16.605

<b>P22 10 2</b>		<b>Julian MORRIS</b>		<b>Porsche Boxster S</b>			
IDEAL LAP TIME : 2:00.986		BEST LAP TIME : 2:01.614		DIFFERENCE : 0.628			
LAP	SECTOR 1	SECTOR 2	SECTOR 3	LAP TIME	MPH	DIFF	TIME OF DAY
1 -	30.979	59.310	33.836	2:04.125	78.07	2.511	11:00:48.874
2 -	30.286	59.233	33.265	2:02.784 (3)	78.92	1.170	11:02:51.658
3 -	30.140	58.688	33.096	2:01.924 (2)	79.48	0.310	11:04:53.582
4 -	31.259	58.920	<b>32.908</b>	2:03.087	78.73	1.473	11:06:56.669
5 -	29.873	<b>58.310</b>	IN PIT	2:06.245 P	76.76	4.631	11:09:02.914
6 -	OUTLAP	58.571	33.351	2:46.394	58.24	44.780	11:11:49.308
7 -	30.504	1:05.240	33.386	2:09.130	75.05	7.516	11:13:58.438
8 -	<b>29.768</b>	58.539	33.307	<b>2:01.614 (1)</b>	<b>79.68</b>		<b>11:16:00.052</b>

<b>P23 5 2</b>		<b>Brian RICHARDSON</b>		<b>Porsche Boxster S</b>			
IDEAL LAP TIME : 2:03.581		BEST LAP TIME : 2:03.943		DIFFERENCE : 0.362			
LAP	SECTOR 1	SECTOR 2	SECTOR 3	LAP TIME	MPH	DIFF	TIME OF DAY
1 -	31.932	1:03.037	36.395	2:11.364	73.77	7.421	11:00:57.274
2 -	32.345	1:02.021	35.649	2:10.015	74.53	6.072	11:03:07.289
3 -	31.421	1:00.619	34.766	2:06.806	76.42	2.863	11:05:14.095
4 -	31.089	59.614	34.820	2:05.523	77.20	1.580	11:07:19.618
5 -	30.644	59.076	34.421	2:04.141 (3)	78.06	0.198	11:09:23.759
6 -	30.888	<b>59.040</b>	<b>34.015</b>	<b>2:03.943 (1)</b>	<b>78.19</b>		<b>11:11:27.702</b>
7 -	<b>30.526</b>	59.386	34.043	2:03.955 (2)	78.18	0.012	11:13:31.657
8 -	31.506	59.269	34.365	2:05.140	77.44	1.197	11:15:36.797
9 -	30.753	59.270	34.198	2:04.221	78.01	0.278	11:17:41.018

# Porsche Club Championship with Pirelli

## QUALIFYING - RACE 5 - BEST SECTORS

SECTOR 1			SECTOR 2			SECTOR 3			IDEAL / BEST COMPARISON						
POS	NO	NAME	TIME	NO	NAME	TIME	NO	NAME	TIME	POS	NO	NAME	IDEAL	BEST	DIFF
													<b>PERFECT LAP</b>	<b>1:49.523</b>	
1	14	MCALÉER	27.033	77	WOOD	52.632	14	MCALÉER	29.858	1	14	MCALÉER	1:49.738	1:49.963	0.225
2	77	WOOD	27.037	14	MCALÉER	52.847	2	MORRIS	30.013	2	77	WOOD	1:49.851	1:49.851	0.000
3	2	MORRIS	27.152	9	DYER	53.217	77	WOOD	30.182	3	2	MORRIS	1:50.743	1:50.993	0.250
4	11	CALEY	27.178	16	HARRISON	53.281	80	CALEY	30.341	4	80	CALEY	1:50.990	1:51.205	0.215
5	80	CALEY	27.354	80	CALEY	53.295	11	CALEY	30.449	5	11	CALEY	1:51.061	1:51.163	0.102
6	9	DYER	27.512	11	CALEY	53.434	74	BRYAN	30.473	6	9	DYER	1:51.296	1:51.780	0.484
7	16	HARRISON	27.589	2	MORRIS	53.578	16	HARRISON	30.493	7	16	HARRISON	1:51.363	1:51.438	0.075
8	85	BAYSTON	27.757	85	BAYSTON	53.997	9	DYER	30.567	8	85	BAYSTON	1:52.424	1:52.753	0.329
9	74	BRYAN	27.925	74	BRYAN	54.076	85	BAYSTON	30.670	9	74	BRYAN	1:52.474	1:53.035	0.561
10	4	TOON	27.969	4	TOON	54.424	4	TOON	31.319	10	4	TOON	1:53.712	1:53.712	0.000
11	69	CHATHAM	28.385	88	SIMPSON	55.007	22	EVANS	31.373	11	69	CHATHAM	1:54.998	1:55.131	0.133
12	88	SIMPSON	28.405	69	CHATHAM	55.014	44	PORTER	31.445	12	88	SIMPSON	1:55.071	1:55.071	0.000
13	44	PORTER	28.485	44	PORTER	55.426	69	CHATHAM	31.599	13	44	PORTER	1:55.356	1:55.498	0.142
14	3	MORRIS	28.493	3	MORRIS	55.568	88	SIMPSON	31.659	14	22	EVANS	1:55.754	1:55.754	0.000
15	22	EVANS	28.679	22	EVANS	55.702	3	MORRIS	31.747	15	3	MORRIS	1:55.808	1:56.102	0.294
16	52	LABBETT	28.824	52	LABBETT	56.156	45	SEAGRAVE	31.972	16	45	SEAGRAVE	1:57.191	1:57.600	0.409
17	45	SEAGRAVE	29.056	45	SEAGRAVE	56.163	64	BLACKER	32.022	17	52	LABBETT	1:57.220	1:57.291	0.071
18	15	KHAN	29.088	15	KHAN	56.305	15	KHAN	32.149	18	15	KHAN	1:57.542	1:57.951	0.409
19	24	HAZELTON	29.266	64	BLACKER	56.975	52	LABBETT	32.240	19	64	BLACKER	1:58.358	1:58.358	0.000
20	64	BLACKER	29.361	24	HAZELTON	57.421	24	HAZELTON	32.591	20	24	HAZELTON	1:59.278	1:59.454	0.176
21	10	MORRIS	29.768	10	MORRIS	58.310	10	MORRIS	32.908	21	10	MORRIS	2:00.986	2:01.614	0.628
22	5	RICHARDSON	30.526	5	RICHARDSON	59.040	5	RICHARDSON	34.015	22	5	RICHARDSON	2:03.581	2:03.943	0.362
23										23	62	DELARGY		1:50.850	

# Porsche Club Championship with Pirelli

## QUALIFYING - RACE 5 - STATISTICS

**Competitors Started** 23  
**Planned Start** 2023-07-01 @ 11:00:00.000  
**Actual Start** 2023-07-01 @ 10:55:53.815  
**Finish Time** 2023-07-01 @ 11:15:54.857  
**Track Length** 2.6920mi.  
**Total Laps** 204  
**Total Distance Covered** 549.1738mi.

### Session Fastest Lap History

NO	CL	NAME	LAP TIME	TIME OF DAY	LAP	VEHICLE
16	1	Kevin HARRISON	<b>1:54.119</b>	11:00:00.071	1	Porsche 996
2	1	Peter MORRIS	<b>1:53.868</b>	11:00:21.803	1	Porsche 997
16	1	Kevin HARRISON	<b>1:52.157</b>	11:01:52.228	2	Porsche 996
14	1	Mark MCALEER	<b>1:51.894</b>	11:02:02.855	2	Porsche 997
2	1	Peter MORRIS	<b>1:51.592</b>	11:02:13.395	2	Porsche 997
16	1	Kevin HARRISON	<b>1:51.514</b>	11:03:43.742	3	Porsche 996
77	1	Steve WOOD	<b>1:50.916</b>	11:03:45.843	3	Porsche 996
77	1	Steve WOOD	<b>1:49.851</b>	11:07:26.931	5	Porsche 996

### Flag History

TYPE	TIME OF DAY
GREEN	10:55:53.815
FINISH	11:15:54.857

### Flag Statistics

TYPE	COUNT	TOTAL LAPS	TOTAL TIME
Green	1	10	22:54.336
Red	0	0	0.000
Safety Car	0	0	0.000
FCY	0	0	0.000

# Porsche Club Championship with Pirelli

## QUALIFYING - RACE 5 - STATISTICS

CLASS : 1

14 Starters

### Fastest Lap History

NO	NAME	LAP TIME	TIME OF DAY	LAP	VEHICLE
16	Kevin HARRISON	1:54.119	11:00:00.071	1	Porsche 996
2	Peter MORRIS	1:53.868	11:00:21.803	1	Porsche 997
16	Kevin HARRISON	1:52.157	11:01:52.228	2	Porsche 996
14	Mark MCALEER	1:51.894	11:02:02.855	2	Porsche 997
2	Peter MORRIS	1:51.592	11:02:13.395	2	Porsche 997
16	Kevin HARRISON	1:51.514	11:03:43.742	3	Porsche 996
77	Steve WOOD	1:50.916	11:03:45.843	3	Porsche 996
77	Steve WOOD	1:49.851	11:07:26.931	5	Porsche 996

# Porsche Club Championship with Pirelli

## QUALIFYING - RACE 5 - STATISTICS

CLASS : 2


9 Starters

### Fastest Lap History

NO	NAME	LAP TIME	TIME OF DAY	LAP	VEHICLE
69	Oliver CHATHAM	1:59.184	11:00:13.550	1	Porsche Boxster S
69	Oliver CHATHAM	1:57.261	11:02:10.811	2	Porsche Boxster S
88	Paul SIMPSON	1:57.035	11:03:00.126	2	Porsche Boxster S
88	Paul SIMPSON	1:56.249	11:04:56.375	3	Porsche Boxster S
3	Ross MORRIS	1:56.102	11:06:30.365	4	Porsche Boxster S
88	Paul SIMPSON	1:56.060	11:06:52.435	4	Porsche Boxster S
69	Oliver CHATHAM	1:55.486	11:08:00.914	5	Porsche Boxster S
69	Oliver CHATHAM	1:55.131	11:13:56.300	8	Porsche Boxster S
88	Paul SIMPSON	1:55.071	11:16:44.169	9	Porsche Boxster S

# Porsche Club Championship with Pirelli

## RACE 5 - GRID (25 minutes)

ROW 12	23	2:03.943 <b>5</b> Brian RICHARDSON	24	<b>89</b> Tom ATHERTON
ROW 11	21	1:59.454 <b>24</b> Carl HAZELTON	22	2:01.614 <b>10</b> Julian MORRIS
ROW 10	19	1:57.951 <b>15</b> Shiraz KHAN	20	1:58.358 <b>64</b> Vince BLACKER
ROW 9	17	1:57.291 <b>52</b> Darren LABBETT	18	1:57.600 <b>45</b> Paul SEAGRAVE
ROW 8	15	1:55.754 <b>22</b> Peter EVANS	16	1:56.102 <b>3</b> Ross MORRIS
ROW 7	13	1:55.131 <b>69</b> Oliver CHATHAM	14	1:55.498 <b>44</b> Andrew PORTER
ROW 6	11	1:53.712 <b>4</b> Andy TOON	12	1:55.071 <b>88</b> Paul SIMPSON
ROW 5	9	1:52.753 <b>85</b> Richard BAYSTON	10	1:53.035 <b>74</b> Jim BRYAN
ROW 4	7	1:51.438 <b>16</b> Kevin HARRISON	8	1:51.780 <b>9</b> Chris DYER
ROW 3	5	1:51.163 <b>11</b> James CALEY	6	1:51.205 <b>80</b> Bill CALEY
ROW 2	3	1:50.850 <b>62</b> Neil DELARGY	4	1:50.993 <b>2</b> Peter MORRIS
ROW 1	1	1:49.851 <b>77</b> Steve WOOD	2	1:49.963 <b>14</b> Mark MCALEER
<b>Pole</b>				
				

Oulton Park International: 2.6920 miles

These results are provisional until the conclusion of any judicial and technical matters.


Clerk Of Course : Andy Stevens

Stewards :

Timekeeper : Nick Palmer

# Porsche Club Championship with Pirelli

## RACE 9 - GRID (20 minutes)

ROW 12	23	2:03.955 <b>5</b> Brian RICHARDSON	24	<b>89</b> Adrian ROWLANDS
ROW 11	21	1:59.881 <b>64</b> Vince BLACKER	22	2:01.924 <b>10</b> Julian MORRIS
ROW 10	19	1:58.105 <b>52</b> Darren LABBETT	20	1:59.796 <b>24</b> Carl HAZELTON
ROW 9	17	1:57.611 <b>45</b> Paul SEAGRAVE	18	1:57.958 <b>15</b> Shiraz KHAN
ROW 8	15	1:56.169 <b>3</b> Ross MORRIS	16	1:56.617 <b>22</b> Peter EVANS
ROW 7	13	1:55.815 <b>4</b> Andy TOON	14	1:55.920 <b>88</b> Paul SIMPSON
ROW 6	11	1:55.486 <b>69</b> Oliver CHATHAM	12	1:55.535 <b>44</b> Andrew PORTER
ROW 5	9	1:53.038 <b>85</b> Richard BAYSTON	10	1:53.042 <b>74</b> Jim BRYAN
ROW 4	7	1:51.953 <b>62</b> Neil DELARGY	8	1:52.342 <b>9</b> Chris DYER
ROW 3	5	1:51.617 <b>80</b> Bill CALEY	6	1:51.627 <b>11</b> James CALEY
ROW 2	3	1:51.468 <b>2</b> Peter MORRIS	4	1:51.482 <b>16</b> Kevin HARRISON
ROW 1	1	1:50.147 <b>14</b> Mark MCALEER	2	1:50.916 <b>77</b> Steve WOOD
<b>Pole</b>				
				

Oulton Park International: 2.6920 miles

These results are provisional until the conclusion of any judicial and technical matters.

Clerk Of Course : Andy Stevens

Stewards :

Timekeeper : Nick Palmer



# Porsche Club Championship with Pirelli

## RACE 5 - CLASSIFICATION

POS	NO	CL	PIC	NAME	ENTRY	LAPS	TIME	GAP	DIFF	MPH	BEST	ON
1	14	1	1	Mark MCALEER	Porsche 997	11	20:47.967			85.42	1:51.248	3
2	2	1	2	Peter MORRIS	Porsche 997	11	20:52.188	4.221	4.221	85.13	1:51.785	3
3	80	1	3	Bill CALEY	Porsche Cayman	11	20:58.961	10.994	6.773	84.67	1:52.620	7
4	16	1	4	Kevin HARRISON	Porsche 996	11	21:00.571	12.604	1.610	84.56	1:51.476	9
5	9	1	5	Chris DYER	Porsche Cayman	11	21:06.478	18.511	5.907	84.17	1:52.734	9
6	74	1	6	Jim BRYAN	Porsche 996	11	21:06.800	18.833	0.322	84.15	1:52.543	8
7	11	1	7	James CALEY	Porsche 997	11	21:15.236	27.269	8.436	83.59	1:51.038	7
8	85	1	8	Richard BAYSTON	Porsche 996	11	21:17.626	29.659	2.390	83.43	1:53.846	10
9	4	1	9	Andy TOON	Porsche Cayman	11	21:19.838	31.871	2.212	83.29	1:54.137	10
10	44	2	1	Andrew PORTER	Porsche Boxster S	11	21:33.664	45.697	13.826	82.40	1:55.782	4
11	88	2	2	Paul SIMPSON	Porsche Boxster S	11	21:38.381	50.414	4.717	82.10	1:55.502	5
12	22	1	10	Peter EVANS	Porsche 996	11	21:46.343	58.376	7.962	81.60	1:55.769	9
13	69	2	3	Oliver CHATHAM	Porsche Boxster S	11	21:47.880	59.913	1.537	81.50	1:55.282	7
14	52	2	4	Darren LABBETT	Porsche Boxster S	11	21:50.862	1:02.895	2.982	81.32	1:57.018	10
15	3	2	5	Ross MORRIS	Porsche Boxster S	11	21:55.212	1:07.245	4.350	81.05	1:56.799	7
16	15	2	6	Shiraz KHAN	Porsche Boxster S	11	22:01.983	1:14.016	6.771	80.63	1:57.621	6
17	45	1	11	Paul SEAGRAVE	Porsche 996	11	22:03.444	1:15.477	1.461	80.55	1:56.831	10
18	64	1	12	Vince BLACKER	Porsche Cayman	11	22:09.949	1:21.982	6.505	80.15	1:57.408	3
19	24	2	7	Carl HAZELTON	Porsche Boxster S	11	22:14.071	1:26.104	4.122	79.90	1:58.659	8
20	89	1	13	Tom ATHERTON	Porsche Cayman	11	22:15.034	1:27.067	0.963	79.85	1:57.958	9
21	10	2	8	Julian MORRIS	Porsche Boxster S	11	22:23.170	1:35.203	8.136	79.36	1:58.271	6
22	5	2	9	Brian RICHARDSON	Porsche Boxster S	10	20:53.175	1 Lap	1 Lap	77.33	2:02.145	8

### NOT CLASSIFIED

DNF	62	1		Neil DELARGY	Porsche 997	10	19:01.452	1 Lap		84.90	1:52.615	10
DNF	77	1		Steve WOOD	Porsche 996	3	5:45.235	8 Laps	7 Laps	84.21	1:52.716	2

### FASTEST LAP

11	1			James CALEY	Porsche 997	7	1:51.038			87.27 mph	140.46 kph	
69	2			Oliver CHATHAM	Porsche Boxster S	7	1:55.282			84.06 mph	135.29 kph	

Weather / Track : Bright / Dry

These results are provisional until the conclusion of any judicial and technical matters.

Race Distance: 11 Laps / 29.61 miles  
 Oulton Park International: 2.6920 miles  
 Date: 01/07/2023 Start: 16:19 Finish: 16:40

Clerk Of Course : Andy Stevens

Stewards :

Timekeeper : Nick Palmer

# Porsche Club Championship with Pirelli

## RACE 5 - LAP CHART

LAP 1 @ 16:21:33.301			LAP 2 @ 16:23:24.882			LAP 3 @ 16:25:16.130			LAP 4 @ 16:27:08.639			LAP 5 @ 16:29:00.907		
NO	BEHIND	LAP TIME	NO	BEHIND	LAP TIME	NO	BEHIND	LAP TIME	NO	BEHIND	LAP TIME	NO	BEHIND	LAP TIME
14		1:58.927	14		1:51.581	14		1:51.248	14		1:52.509	14		1:52.268
77	0.866	1:59.793	77	2.001	1:52.716	2	2.717	1:51.785	2	4.006	1:53.798	2	5.641	1:53.903
2	1.149	2:00.076	2	2.180	1:52.612	77	3.479	1:52.726	62	8.879	1:55.884	62	10.316	1:53.705
62	2.514	2:01.441	62	3.761	1:52.828	62	5.504	1:52.991	80	9.627	1:55.489	80	10.983	1:53.624
16	3.367	2:02.294	16	4.483	1:52.697	16	6.094	1:52.859	16	9.939	1:56.354	9	11.451	1:53.711
80	3.776	2:02.703	80	5.181	1:52.986	80	6.647	1:52.714	9	10.008	1:55.438	16	11.690	1:54.019
9	4.147	2:03.074	9	5.499	1:52.933	9	7.079	1:52.828	85	16.344	1:57.281	74	18.444	1:54.194
85	4.871	2:03.798	85	7.966	1:54.676	85	11.572	1:54.854	74	16.518	1:57.001	85	19.834	1:55.758
74	5.324	2:04.251	74	8.298	1:54.555	74	12.026	1:54.976	4	17.210	1:57.061	11	19.970	1:54.846
4	6.345	2:05.272	4	9.255	1:54.491	4	12.658	1:54.651	11	17.392	1:51.763	4	21.196	1:56.254
44	7.218	2:06.145	44	12.326	1:56.689	11	18.138	1:53.763	44	22.044	1:55.782	44	25.807	1:56.031
88	7.942	2:06.869	88	12.930	1:56.569	44	18.771	1:57.693	88	23.125	1:56.260	88	26.359	1:55.502
69	8.963	2:07.890	69	14.212	1:56.830	88	19.374	1:57.692	69	24.885	1:57.118	69	28.701	1:56.084
22	9.033	2:07.960	11	15.623	1:54.107	69	20.276	1:57.312	22	29.517	1:58.416	22	35.842	1:58.593
52	9.409	2:08.336	22	16.968	1:59.516	22	23.610	1:57.890	52	30.254	1:58.682	52	36.820	1:58.834
15	10.279	2:09.206	52	17.526	1:59.698	52	24.081	1:57.803	45	30.556	1:58.450	45	36.987	1:58.699
45	10.980	2:09.907	15	17.852	1:59.154	45	24.615	1:57.715	15	31.841	1:58.731	3	37.759	1:57.934
3	11.829	2:10.756	45	18.148	1:58.749	15	25.619	1:59.015	3	32.093	1:58.748	15	39.351	1:59.778
11	13.097	2:12.024	3	19.143	1:58.895	3	25.854	1:57.959	64	36.356	1:59.107	64	44.244	2:00.156
24	14.108	2:13.035	24	21.927	1:59.400	24	29.626	1:58.947	24	37.620	2:00.503	24	45.200	1:59.848
10	14.680	2:13.607	10	23.514	2:00.415	64	29.758	1:57.408	10	40.245	2:00.191	10	47.416	1:59.439
64	15.152	2:14.079	64	23.598	2:00.027	10	32.563	2:00.297	89	43.689	1:59.726	89	50.989	1:59.568
5	18.836	2:17.763	89	28.218	2:00.687	89	36.472	1:59.502	5	56.936	2:04.533	5	1:09.019	2:04.351
89	19.112	2:18.039	5	31.856	2:04.601	5	44.912	2:04.304						

# Porsche Club Championship with Pirelli

## RACE 5 - LAP CHART

LAP 6 @ 16:30:53.598			LAP 7 @ 16:32:46.764			LAP 8 @ 16:34:39.814			LAP 9 @ 16:36:33.121			LAP 10 @ 16:38:27.120		
NO	BEHIND	LAP TIME	NO	BEHIND	LAP TIME	NO	BEHIND	LAP TIME	NO	BEHIND	LAP TIME	NO	BEHIND	LAP TIME
14		1:52.691	14		1:53.166	14		1:53.050	14		1:53.307	14		1:53.999
2	7.176	1:54.226	2	6.659	1:52.649	2	7.224	1:53.615	2	6.965	1:53.048	2	5.822	1:52.856
62	10.746	1:53.121	62	10.620	1:53.040	62	10.658	1:53.088	62	10.090	1:52.739	62	8.706	1:52.615
80	11.697	1:53.405	80	11.151	1:52.620	80	11.062	1:52.961	80	10.595	1:52.840	80	9.329	1:52.733
9	12.649	1:53.889	9	12.684	1:53.201	16	12.589	1:52.536	16	10.758	1:51.476	16	9.622	1:52.863
16	13.341	1:54.342	16	13.103	1:52.928	9	13.535	1:53.901	9	12.962	1:52.734	9	12.696	1:53.733
74	18.663	1:52.910	74	18.218	1:52.721	74	17.711	1:52.543	74	17.309	1:52.905	74	17.519	1:54.209
11	20.977	1:53.698	11	18.849	1:51.038	11	18.288	1:52.489	11	17.668	1:52.687	11	23.450	1:59.781
85	22.941	1:55.798	85	24.433	1:54.658	85	25.898	1:54.515	85	27.639	1:55.048	85	27.486	1:53.846
4	23.497	1:54.992	4	25.208	1:54.877	4	26.667	1:54.509	4	29.336	1:55.976	4	29.474	1:54.137
44	29.250	1:56.134	44	32.647	1:56.563	44	35.777	1:56.180	44	38.496	1:56.026	44	40.977	1:56.480
88	30.018	1:56.350	88	33.406	1:56.554	88	36.366	1:56.010	88	41.531	1:58.472	88	43.901	1:56.369
69	32.030	1:56.020	69	34.146	1:55.282	69	36.629	1:55.533	69	42.101	1:58.779	69	46.965	1:58.863
22	40.645	1:57.494	22	44.806	1:57.327	22	48.823	1:57.067	22	51.285	1:55.769	22	54.461	1:57.175
45	41.306	1:57.010	45	45.141	1:57.001	45	49.266	1:57.175	45	53.848	1:57.889	45	56.680	1:56.831
3	42.057	1:56.989	3	45.690	1:56.799	3	49.838	1:57.198	3	54.408	1:57.877	3	57.243	1:56.834
52	43.160	1:59.031	52	47.043	1:57.049	52	51.190	1:57.197	52	55.311	1:57.428	52	58.330	1:57.018
15	44.281	1:57.621	15	49.730	1:58.615	15	54.327	1:57.647	15	1:01.243	2:00.223	15	1:05.012	1:57.768
64	51.696	2:00.143	64	58.710	2:00.180	64	1:04.150	1:58.490	64	1:09.200	1:58.357	64	1:14.426	1:59.225
24	52.599	2:00.090	24	59.253	1:59.820	24	1:04.862	1:58.659	24	1:10.375	1:58.820	24	1:16.767	2:00.391
10	52.996	1:58.271	10	59.833	2:00.003	10	1:06.378	1:59.595	10	1:14.560	2:01.489	89	1:22.077	1:58.279
89	1:00.367	2:02.069	89	1:07.008	1:59.807	89	1:13.146	1:59.188	89	1:17.797	1:57.958	10	1:23.445	2:02.884
5	1:20.799	2:04.471	5	1:31.882	2:04.249	5	1:40.977	2:02.145	5	1:50.512	2:02.842			

# Porsche Club Championship with Pirelli

## RACE 5 - LAP CHART

LAP 11 @ 16:40:22.341		
NO	BEHIND	LAP TIME
14		1:55.221
2	4.221	1:53.620
5	1 Lap	2:03.916
80	10.994	1:56.886
16	12.604	1:58.203
9	18.511	2:01.036
74	18.833	1:56.535
11	27.269	1:59.040
85	29.659	1:57.394
4	31.871	1:57.618
44	45.697	1:59.941
88	50.414	2:01.734
22	58.376	1:59.136
69	59.913	2:08.169
52	1:02.895	1:59.786
3	1:07.245	2:05.223
15	1:14.016	2:04.225
45	1:15.477	2:14.018
64	1:21.982	2:02.777
24	1:26.104	2:04.558
89	1:27.067	2:00.211
10	1:35.203	2:06.979

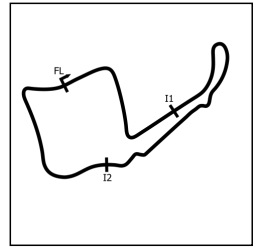
# Porsche Club Championship with Pirelli

## RACE 5 - POSITION CHART

No	Name	Lap Pos	Lap												
			1	2	3	4	5	6	7	8	9	10	11		
77	WOOD	1	14	14	14	14	14	14	14	14	14	14	14	14	14
14	MCALEER	2	77	77	2	2	2	2	2	2	2	2	2	2	2
62	DELARGY	3	2	2	77	62	62	62	62	62	62	62	62	62	80
2	MORRIS	4	62	62	62	80	80	80	80	80	80	80	80	80	16
11	CALEY	5	16	16	16	16	9	9	9	9	16	16	16	9	
80	CALEY	6	80	80	80	9	16	16	16	9	9	9	9	74	
16	HARRISON	7	9	9	9	85	74	74	74	74	74	74	74	11	
9	DYER	8	85	85	85	74	85	11	11	11	11	11	11	85	
85	BAYSTON	9	74	74	74	4	11	85	85	85	85	85	85	4	
74	BRYAN	10	4	4	4	11	4	4	4	4	4	4	4	44	
4	TOON	11	44	44	11	44	44	44	44	44	44	44	44	88	
88	SIMPSON	12	88	88	44	88	88	88	88	88	88	88	88	22	
69	CHATHAM	13	69	69	88	69	69	69	69	69	69	69	69	69	
44	PORTER	14	22	11	69	22	22	22	22	22	22	22	22	52	
22	EVANS	15	52	22	22	52	52	45	45	45	45	45	45	3	
3	MORRIS	16	15	52	52	45	45	3	3	3	3	3	3	15	
52	LABBETT	17	45	15	45	15	3	52	52	52	52	52	52	45	
45	SEAGRAVE	18	3	45	15	3	15	15	15	15	15	15	15	64	
15	KHAN	19	11	3	3	64	64	64	64	64	64	64	64	24	
64	BLACKER	20	24	24	24	24	24	24	24	24	24	24	24	89	
24	HAZELTON	21	10	10	64	10	10	10	10	10	10	10	89	10	
10	MORRIS	22	64	64	10	89	89	89	89	89	89	89	89	10	
5	RICHARDSON	23	5	89	89	5	5	5	5	5	5	5	5		
89	ATHERTON	24	89	5	5										

# Porsche Club Championship with Pirelli

## RACE 5 - SECTOR ANALYSIS



SECTOR 1 = FL to I1, SECTOR 2 = I1 to I2, SECTOR 3 = I2 to FL, DIFF = Difference To Personal Best Lap, P = Crossed Finish Line in Pit Lane, D = Time Disallowed

P1 14 1		Mark MCALEER		Porsche 997			
IDEAL LAP TIME : 1:51.248		BEST LAP TIME : 1:51.248		DIFFERENCE : 0.000			
LAP	SECTOR 1	SECTOR 2	SECTOR 3	LAP TIME	MPH	DIFF	TIME OF DAY
1 -		55.310	30.463	1:58.927	81.48	7.679	16:21:33.301
2 -	27.445	53.850	30.286	1:51.581 (2)	86.85	0.333	16:23:24.882
3 -	<b>27.208</b>	<b>53.778</b>	<b>30.262</b>	<b>1:51.248 (1)</b>	<b>87.11</b>		<b>16:25:16.130</b>
4 -	27.781	54.173	30.555	1:52.509	86.13	1.261	16:27:08.639
5 -	27.354	54.435	30.479	1:52.268 (3)	86.32	1.020	16:29:00.907
6 -	27.509	54.465	30.717	1:52.691	85.99	1.443	16:30:53.598
7 -	27.775	54.598	30.793	1:53.166	85.63	1.918	16:32:46.764
8 -	27.621	54.864	30.565	1:53.050	85.72	1.802	16:34:39.814
9 -	27.808	54.707	30.792	1:53.307	85.53	2.059	16:36:33.121
10 -	28.139	54.910	30.950	1:53.999	85.01	2.751	16:38:27.120
11 -	28.255	55.512	31.454	1:55.221	84.11	3.973	16:40:22.341

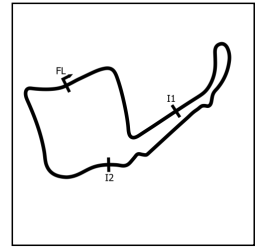
P2 2 1		Peter MORRIS		Porsche 997			
IDEAL LAP TIME : 1:51.709		BEST LAP TIME : 1:51.785		DIFFERENCE : 0.076			
LAP	SECTOR 1	SECTOR 2	SECTOR 3	LAP TIME	MPH	DIFF	TIME OF DAY
1 -		55.205	30.772	2:00.076	80.70	8.291	16:21:34.450
2 -	27.615	54.102	30.895	1:52.612 (2)	86.05	0.827	16:23:27.062
3 -	<b>27.454</b>	<b>53.990</b>	30.341	<b>1:51.785 (1)</b>	<b>86.69</b>		<b>16:25:18.847</b>
4 -	27.620	55.765	30.413	1:53.798	85.16	2.013	16:27:12.645
5 -	28.004	54.862	31.037	1:53.903	85.08	2.118	16:29:06.548
6 -	28.097	54.645	31.484	1:54.226	84.84	2.441	16:31:00.774
7 -	28.185	54.199	<b>30.265</b>	1:52.649 (3)	86.03	0.864	16:32:53.423
8 -	27.945	54.911	30.759	1:53.615	85.29	1.830	16:34:47.038
9 -	28.086	54.448	30.514	1:53.048	85.72	1.263	16:36:40.086
10 -	28.054	54.145	30.657	1:52.856	85.87	1.071	16:38:32.942
11 -	27.941	54.392	31.287	1:53.620	85.29	1.835	16:40:26.562

P3 80 1		Bill CALEY		Porsche Cayman			
IDEAL LAP TIME : 1:52.167		BEST LAP TIME : 1:52.620		DIFFERENCE : 0.453			
LAP	SECTOR 1	SECTOR 2	SECTOR 3	LAP TIME	MPH	DIFF	TIME OF DAY
1 -		56.471	31.241	2:02.703	78.98	10.083	16:21:37.077
2 -	27.780	54.423	30.783	1:52.986	85.77	0.366	16:23:30.063
3 -	27.515	54.430	30.769	1:52.714 (2)	85.98	0.094	16:25:22.777
4 -	27.603	56.820	31.066	1:55.489	83.91	2.869	16:27:18.266
5 -	27.896	54.661	31.067	1:53.624	85.29	1.004	16:29:11.890
6 -	27.501	54.093	31.811	1:53.405	85.45	0.785	16:31:05.295
7 -	27.468	54.318	30.834	<b>1:52.620 (1)</b>	<b>86.05</b>		<b>16:32:57.915</b>
8 -	<b>27.419</b>	54.373	31.169	1:52.961	85.79	0.341	16:34:50.876
9 -	27.546	54.561	<b>30.733</b>	1:52.840	85.88	0.220	16:36:43.716
10 -	27.735	<b>54.015</b>	30.983	1:52.733 (3)	85.96	0.113	16:38:36.449
11 -	27.653	55.986	33.247	1:56.886	82.91	4.266	16:40:33.335

P4 16 1		Kevin HARRISON		Porsche 996			
IDEAL LAP TIME : 1:51.361		BEST LAP TIME : 1:51.476		DIFFERENCE : 0.115			
LAP	SECTOR 1	SECTOR 2	SECTOR 3	LAP TIME	MPH	DIFF	TIME OF DAY
1 -		56.220	31.351	2:02.294	79.24	10.818	16:21:36.668
2 -	27.651	54.392	30.654	1:52.697 (3)	85.99	1.221	16:23:29.365
3 -	27.507	54.698	30.654	1:52.859	85.87	1.383	16:25:22.224
4 -	27.557	56.840	31.957	1:56.354	83.29	4.878	16:27:18.578
5 -	28.458	54.758	30.803	1:54.019	84.99	2.543	16:29:12.597
6 -	28.517	54.545	31.280	1:54.342	84.75	2.866	16:31:06.939
7 -	27.497	54.870	<b>30.561</b>	1:52.928	85.81	1.452	16:32:59.867
8 -	27.817	54.109	30.610	1:52.536 (2)	86.11	1.060	16:34:52.403
9 -	<b>27.270</b>	<b>53.530</b>	30.676	<b>1:51.476 (1)</b>	<b>86.93</b>		<b>16:36:43.879</b>
10 -	27.918	53.889	31.056	1:52.863	85.86	1.387	16:38:36.742
11 -	27.708	57.803	32.692	1:58.203	81.98	6.727	16:40:34.945

# Porsche Club Championship with Pirelli

## RACE 5 - SECTOR ANALYSIS



SECTOR 1 = FL to I1, SECTOR 2 = I1 to I2, SECTOR 3 = I2 to FL, DIFF = Difference To Personal Best Lap, P = Crossed Finish Line in Pit Lane, D = Time Disallowed

P5		9 1		Chris DYER		Porsche Cayman	
IDEAL LAP TIME : 1:52.378		BEST LAP TIME : 1:52.734		DIFFERENCE : 0.356			
LAP	SECTOR 1	SECTOR 2	SECTOR 3	LAP TIME	MPH	DIFF	TIME OF DAY
1 -		56.450	31.207	2:03.074	78.74	10.340	16:21:37.448
2 -	27.817	54.299	30.817	1:52.933 (3)	85.81	0.199	16:23:30.381
3 -	<b>27.583</b>	54.483	<b>30.762</b>	1:52.828 (2)	85.89	0.094	16:25:23.209
4 -	27.745	56.638	31.055	1:55.438	83.95	2.704	16:27:18.647
5 -	28.247	54.464	31.000	1:53.711	85.22	0.977	16:29:12.358
6 -	28.571	54.248	31.070	1:53.889	85.09	1.155	16:31:06.247
7 -	27.970	54.377	30.854	1:53.201	85.61	0.467	16:32:59.448
8 -	28.085	54.767	31.049	1:53.901	85.08	1.167	16:34:53.349
9 -	27.736	<b>54.033</b>	30.965	<b>1:52.734 (1)</b>	<b>85.96</b>		<b>16:36:46.083</b>
10 -	28.254	54.147	31.332	1:53.733	85.21	0.999	16:38:39.816
11 -	28.444	58.479	34.113	2:01.036	80.06	8.302	16:40:40.852

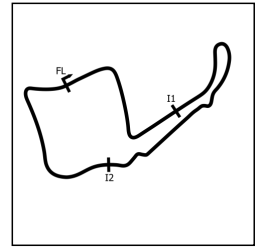
P6		74 1		Jim BRYAN		Porsche 996	
IDEAL LAP TIME : 1:52.519		BEST LAP TIME : 1:52.543		DIFFERENCE : 0.024			
LAP	SECTOR 1	SECTOR 2	SECTOR 3	LAP TIME	MPH	DIFF	TIME OF DAY
1 -		56.932	31.148	2:04.251	77.99	11.708	16:21:38.625
2 -	28.289	55.373	30.893	1:54.555	84.59	2.012	16:23:33.180
3 -	28.363	55.271	31.342	1:54.976	84.28	2.433	16:25:28.156
4 -	28.666	56.801	31.534	1:57.001	82.83	4.458	16:27:25.157
5 -	28.482	55.054	30.658	1:54.194	84.86	1.651	16:29:19.351
6 -	28.172	54.297	<b>30.441</b>	1:52.910	85.83	0.367	16:31:12.261
7 -	27.910	54.280	30.531	1:52.721 (2)	85.97	0.178	16:33:04.982
8 -	<b>27.817</b>	<b>54.261</b>	30.465	<b>1:52.543 (1)</b>	<b>86.11</b>		<b>16:34:57.525</b>
9 -	27.947	54.446	30.512	1:52.905 (3)	85.83	0.362	16:36:50.430
10 -	28.761	54.843	30.605	1:54.209	84.85	1.666	16:38:44.639
11 -	27.880	56.357	32.298	1:56.535	83.16	3.992	16:40:41.174

P7		11 1		James CALEY		Porsche 997	
IDEAL LAP TIME : 1:51.038		BEST LAP TIME : 1:51.038		DIFFERENCE : 0.000			
LAP	SECTOR 1	SECTOR 2	SECTOR 3	LAP TIME	MPH	DIFF	TIME OF DAY
1 -		1:06.134	31.613	2:12.024	73.40	20.986	16:21:46.398
2 -	27.524	55.357	31.226	1:54.107	84.93	3.069	16:23:40.505
3 -	27.470	54.993	31.300	1:53.763	85.18	2.725	16:25:34.268
4 -	27.515	53.671	30.577	1:51.763 (2)	86.71	0.725	16:27:26.031
5 -	28.030	55.749	31.067	1:54.846	84.38	3.808	16:29:20.877
6 -	28.299	54.737	30.662	1:53.698	85.23	2.660	16:31:14.575
7 -	<b>27.357</b>	<b>53.229</b>	<b>30.452</b>	<b>1:51.038 (1)</b>	<b>87.27</b>		<b>16:33:05.613</b>
8 -	27.508	54.242	30.739	1:52.489 (3)	86.15	1.451	16:34:58.102
9 -	27.730	54.470	30.487	1:52.687	86.00	1.649	16:36:50.789
10 -	33.115	55.593	31.073	1:59.781	80.90	8.743	16:38:50.570
11 -	27.946	57.557	33.537	1:59.040	81.41	8.002	16:40:49.610

P8		85 1		Richard BAYSTON		Porsche 996	
IDEAL LAP TIME : 1:53.068		BEST LAP TIME : 1:53.846		DIFFERENCE : 0.778			
LAP	SECTOR 1	SECTOR 2	SECTOR 3	LAP TIME	MPH	DIFF	TIME OF DAY
1 -		56.653	31.488	2:03.798	78.28	9.952	16:21:38.172
2 -	28.148	55.528	<b>31.000</b>	1:54.676	84.51	0.830	16:23:32.848
3 -	28.194	55.162	31.498	1:54.854	84.37	1.008	16:25:27.702
4 -	28.623	57.063	31.595	1:57.281	82.63	3.435	16:27:24.983
5 -	28.955	55.381	31.422	1:55.758	83.72	1.912	16:29:20.741
6 -	28.323	56.121	31.354	1:55.798	83.69	1.952	16:31:16.539
7 -	28.324	54.973	31.361	1:54.658 (3)	84.52	0.812	16:33:11.197
8 -	28.373	54.840	31.302	1:54.515 (2)	84.62	0.669	16:35:05.712
9 -	28.189	55.567	31.292	1:55.048	84.23	1.202	16:37:00.760
10 -	28.437	<b>54.120</b>	31.289	<b>1:53.846 (1)</b>	<b>85.12</b>		<b>16:38:54.606</b>
11 -	<b>27.948</b>	57.233	32.213	1:57.394	82.55	3.548	16:40:52.000

# Porsche Club Championship with Pirelli

## RACE 5 - SECTOR ANALYSIS



SECTOR 1 = FL to I1, SECTOR 2 = I1 to I2, SECTOR 3 = I2 to FL, DIFF = Difference To Personal Best Lap, P = Crossed Finish Line in Pit Lane, D = Time Disallowed

P9		4 1		Andy TOON		Porsche Cayman	
IDEAL LAP TIME : 1:53.744		BEST LAP TIME : 1:54.137		DIFFERENCE : 0.393			
LAP	SECTOR 1	SECTOR 2	SECTOR 3	LAP TIME	MPH	DIFF	TIME OF DAY
1 -		57.480	31.410	2:05.272	77.36	11.135	16:21:39.646
2 -	28.200	54.802	31.489	1:54.491 (2)	84.64	0.354	16:23:34.137
3 -	27.977	55.137	31.537	1:54.651	84.52	0.514	16:25:28.788
4 -	28.808	56.691	31.562	1:57.061	82.78	2.924	16:27:25.849
5 -	28.606	56.242	<b>31.406</b>	1:56.254	83.36	2.117	16:29:22.103
6 -	27.911	55.399	31.682	1:54.992	84.27	0.855	16:31:17.095
7 -	27.968	55.428	31.481	1:54.877	84.36	0.740	16:33:11.972
8 -	27.928	55.050	31.531	1:54.509 (3)	84.63	0.372	16:35:06.481
9 -	<b>27.803</b>	56.565	31.608	1:55.976	83.56	1.839	16:37:02.457
10 -	28.107	<b>54.535</b>	31.495	<b>1:54.137 (1)</b>	<b>84.90</b>		<b>16:38:56.594</b>
11 -	27.964	57.356	32.298	1:57.618	82.39	3.481	16:40:54.212

P10		44 2		Andrew PORTER		Porsche Boxster S	
IDEAL LAP TIME : 1:55.422		BEST LAP TIME : 1:55.782		DIFFERENCE : 0.360			
LAP	SECTOR 1	SECTOR 2	SECTOR 3	LAP TIME	MPH	DIFF	TIME OF DAY
1 -				2:06.145	76.82	10.363	16:21:40.519
2 -				1:56.689	83.05	0.907	16:23:37.208
3 -	28.756	56.633	32.304	1:57.693	82.34	1.911	16:25:34.901
4 -	28.635	<b>55.444</b>	31.703	<b>1:55.782 (1)</b>	<b>83.70</b>		<b>16:27:30.683</b>
5 -	<b>28.422</b>	55.737	31.872	1:56.031 (3)	83.52	0.249	16:29:26.714
6 -	28.461	56.049	31.624	1:56.134	83.44	0.352	16:31:22.848
7 -	28.981	55.849	31.733	1:56.563	83.14	0.781	16:33:19.411
8 -	28.786	55.525	31.869	1:56.180	83.41	0.398	16:35:15.591
9 -	28.629	55.841	<b>31.556</b>	1:56.026 (2)	83.52	0.244	16:37:11.617
10 -	28.790	55.736	31.954	1:56.480	83.20	0.698	16:39:08.097
11 -	29.080	57.897	32.964	1:59.941	80.80	4.159	16:41:08.038

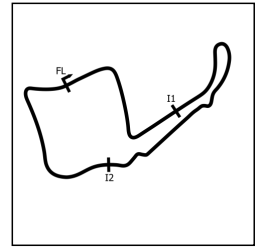
P11		88 2		Paul SIMPSON		Porsche Boxster S	
IDEAL LAP TIME : 1:55.291		BEST LAP TIME : 1:55.502		DIFFERENCE : 0.211			
LAP	SECTOR 1	SECTOR 2	SECTOR 3	LAP TIME	MPH	DIFF	TIME OF DAY
1 -		57.230	31.577	2:06.869	76.38	11.367	16:21:41.243
2 -	28.267	56.559	31.743	1:56.569	83.13	1.067	16:23:37.812
3 -	28.500	57.348	31.844	1:57.692	82.34	2.190	16:25:35.504
4 -	28.665	55.806	31.789	1:56.260 (3)	83.35	0.758	16:27:31.764
5 -	28.450	<b>55.478</b>	31.574	<b>1:55.502 (1)</b>	<b>83.90</b>		<b>16:29:27.266</b>
6 -	28.370	56.312	31.668	1:56.350	83.29	0.848	16:31:23.616
7 -	28.356	56.632	<b>31.566</b>	1:56.554	83.14	1.052	16:33:20.170
8 -	<b>28.247</b>	55.941	31.822	1:56.010 (2)	83.53	0.508	16:35:16.180
9 -	28.293	56.001	34.178	1:58.472	81.80	2.970	16:37:14.652
10 -	28.530	55.657	32.182	1:56.369	83.28	0.867	16:39:11.021
11 -	29.118	58.980	33.636	2:01.734	79.61	6.232	16:41:12.755

P12		22 1		Peter EVANS		Porsche 996	
IDEAL LAP TIME : 1:55.769		BEST LAP TIME : 1:55.769		DIFFERENCE : 0.000			
LAP	SECTOR 1	SECTOR 2	SECTOR 3	LAP TIME	MPH	DIFF	TIME OF DAY
1 -		57.586	32.906	2:07.960	75.73	12.191	16:21:42.334
2 -	29.732	56.963	32.821	1:59.516	81.08	3.747	16:23:41.850
3 -	29.411	56.252	32.227	1:57.890	82.20	2.121	16:25:39.740
4 -	29.198	57.089	32.129	1:58.416	81.84	2.647	16:27:38.156
5 -	29.408	56.864	32.321	1:58.593	81.71	2.824	16:29:36.749
6 -	29.238	56.239	32.017	1:57.494	82.48	1.725	16:31:34.243
7 -	28.968	56.178	32.181	1:57.327	82.60	1.558	16:33:31.570
8 -	29.219	55.769	32.079	1:57.067 (2)	82.78	1.298	16:35:28.637
9 -	<b>28.595</b>	<b>55.512</b>	<b>31.662</b>	<b>1:55.769 (1)</b>	<b>83.71</b>		<b>16:37:24.406</b>
10 -	29.022	56.304	31.849	1:57.175 (3)	82.70	1.406	16:39:21.581
11 -	29.343	57.224	32.569	1:59.136	81.34	3.367	16:41:20.717



# Porsche Club Championship with Pirelli

## RACE 5 - SECTOR ANALYSIS



SECTOR 1 = FL to I1, SECTOR 2 = I1 to I2, SECTOR 3 = I2 to FL, DIFF = Difference To Personal Best Lap, P = Crossed Finish Line in Pit Lane, D = Time Disallowed

P13 69 2		Oliver CHATHAM		Porsche Boxster S			
IDEAL LAP TIME : 1:55.167		BEST LAP TIME : 1:55.282		DIFFERENCE : 0.115			
LAP	SECTOR 1	SECTOR 2	SECTOR 3	LAP TIME	MPH	DIFF	TIME OF DAY
1 -		57.723	32.332	2:07.890	75.77	12.608	16:21:42.264
2 -	28.809	56.072	31.949	1:56.830	82.95	1.548	16:23:39.094
3 -	28.927	56.306	32.079	1:57.312	82.61	2.030	16:25:36.406
4 -	28.483	56.704	31.931	1:57.118	82.74	1.836	16:27:33.524
5 -	28.494	55.814	31.776	1:56.084	83.48	0.802	16:29:29.608
6 -	28.479	55.581	31.960	1:56.020 (3)	83.53	0.738	16:31:25.628
7 -	28.418	<b>55.039</b>	31.825	<b>1:55.282 (1)</b>	<b>84.06</b>		<b>16:33:20.910</b>
8 -	<b>28.406</b>	55.405	<b>31.722</b>	1:55.533 (2)	83.88	0.251	16:35:16.443
9 -	28.616	55.734	34.429	1:58.779	81.59	3.497	16:37:15.222
10 -	28.565	56.211	34.087	1:58.863	81.53	3.581	16:39:14.085
11 -	31.641	1:00.804	35.724	2:08.169	75.61	12.887	16:41:22.254

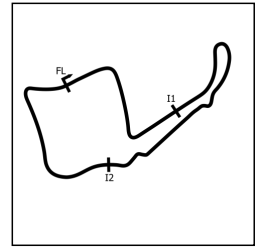
P14 52 2		Darren LABBETT		Porsche Boxster S			
IDEAL LAP TIME : 1:56.718		BEST LAP TIME : 1:57.018		DIFFERENCE : 0.300			
LAP	SECTOR 1	SECTOR 2	SECTOR 3	LAP TIME	MPH	DIFF	TIME OF DAY
1 -		58.036	31.964	2:08.336	75.51	11.318	16:21:42.710
2 -	30.044	56.752	32.902	1:59.698	80.96	2.680	16:23:42.408
3 -	29.435	<b>56.415</b>	31.953	1:57.803	82.26	0.785	16:25:40.211
4 -	29.445	57.196	32.041	1:58.682	81.65	1.664	16:27:38.893
5 -	28.987	57.725	32.122	1:58.834	81.55	1.816	16:29:37.727
6 -	30.279	56.996	<b>31.756</b>	1:59.031	81.41	2.013	16:31:36.758
7 -	28.846	56.437	31.766	1:57.049 (2)	82.79	0.031	16:33:33.807
8 -	28.668	56.622	31.907	1:57.197 (3)	82.69	0.179	16:35:31.004
9 -	28.665	56.511	32.252	1:57.428	82.52	0.410	16:37:28.432
10 -	<b>28.547</b>	56.456	32.015	<b>1:57.018 (1)</b>	<b>82.81</b>		<b>16:39:25.450</b>
11 -	29.145	57.945	32.696	1:59.786	80.90	2.768	16:41:25.236

P15 3 2		Ross MORRIS		Porsche Boxster S			
IDEAL LAP TIME : 1:56.062		BEST LAP TIME : 1:56.799		DIFFERENCE : 0.737			
LAP	SECTOR 1	SECTOR 2	SECTOR 3	LAP TIME	MPH	DIFF	TIME OF DAY
1 -		58.383	32.132	2:10.756	74.11	13.957	16:21:45.130
2 -	28.903	57.997	31.995	1:58.895	81.51	2.096	16:23:44.025
3 -	28.946	57.000	32.013	1:57.959	82.15	1.160	16:25:41.984
4 -	29.629	57.117	32.002	1:58.748	81.61	1.949	16:27:40.732
5 -	29.398	56.504	32.032	1:57.934	82.17	1.135	16:29:38.666
6 -	29.297	<b>55.974</b>	<b>31.718</b>	1:56.989 (3)	82.83	0.190	16:31:35.655
7 -	28.482	56.490	31.827	<b>1:56.799 (1)</b>	<b>82.97</b>		<b>16:33:32.454</b>
8 -	29.015	56.462	31.721	1:57.198	82.69	0.399	16:35:29.652
9 -	<b>28.370</b>	57.538	31.969	1:57.877	82.21	1.078	16:37:27.529
10 -	28.629	56.441	31.764	1:56.834 (2)	82.94	0.035	16:39:24.363
11 -	28.763	1:01.468	34.992	2:05.223	77.39	8.424	16:41:29.586

P16 15 2		Shiraz KHAN		Porsche Boxster S			
IDEAL LAP TIME : 1:57.227		BEST LAP TIME : 1:57.621		DIFFERENCE : 0.394			
LAP	SECTOR 1	SECTOR 2	SECTOR 3	LAP TIME	MPH	DIFF	TIME OF DAY
1 -		57.687	32.355	2:09.206	75.00	11.585	16:21:43.580
2 -	29.895	56.881	32.378	1:59.154	81.33	1.533	16:23:42.734
3 -	29.738	56.967	32.310	1:59.015	81.42	1.394	16:25:41.749
4 -	29.704	56.702	32.325	1:58.731	81.62	1.110	16:27:40.480
5 -	29.536	57.889	32.353	1:59.778	80.91	2.157	16:29:40.258
6 -	29.177	56.406	<b>32.038</b>	<b>1:57.621 (1)</b>	<b>82.39</b>		<b>16:31:37.879</b>
7 -	29.159	57.091	32.365	1:58.615	81.70	0.994	16:33:36.494
8 -	29.142	56.400	32.105	1:57.647 (2)	82.37	0.026	16:35:34.141
9 -	30.060	57.793	32.370	2:00.223	80.61	2.602	16:37:34.364
10 -	29.374	<b>56.242</b>	32.152	1:57.768 (3)	82.29	0.147	16:39:32.132
11 -	<b>28.947</b>	59.666	35.612	2:04.225	78.01	6.604	16:41:36.357

# Porsche Club Championship with Pirelli

## RACE 5 - SECTOR ANALYSIS



SECTOR 1 = FL to I1, SECTOR 2 = I1 to I2, SECTOR 3 = I2 to FL, DIFF = Difference To Personal Best Lap, P = Crossed Finish Line in Pit Lane, D = Time Disallowed

P17 45 1		Paul SEAGRAVE		Porsche996			
IDEAL LAP TIME : 1:56.464		BEST LAP TIME : 1:56.831		DIFFERENCE : 0.367			
LAP	SECTOR 1	SECTOR 2	SECTOR 3	LAP TIME	MPH	DIFF	TIME OF DAY
1 -		58.377	31.768	2:09.907	74.60	13.076	16:21:44.281
2 -	29.344	57.543	31.862	1:58.749	81.61	1.918	16:23:43.030
3 -	29.490	56.397	31.828	1:57.715	82.32	0.884	16:25:40.745
4 -	29.239	57.151	32.060	1:58.450	81.81	1.619	16:27:39.195
5 -	29.211	57.457	32.031	1:58.699	81.64	1.868	16:29:37.894
6 -	29.030	<b>56.256</b>	31.724	1:57.010 (3)	82.82	0.179	16:31:34.904
7 -	28.823	56.382	31.796	1:57.001 (2)	82.83	0.170	16:33:31.905
8 -	29.223	56.259	31.693	1:57.175	82.70	0.344	16:35:29.080
9 -	<b>28.619</b>	57.464	31.806	1:57.889	82.20	1.058	16:37:26.969
10 -	28.722	56.520	<b>31.589</b>	<b>1:56.831 (1)</b>	<b>82.95</b>		<b>16:39:23.800</b>
11 -	28.951	1:10.606	34.461	2:14.018	72.31	17.187	16:41:37.818

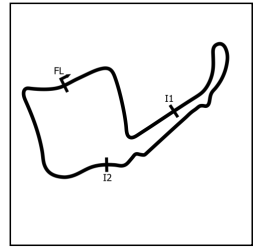
P18 64 1		Vince BLACKER		Porsche Cayman			
IDEAL LAP TIME : 1:57.113		BEST LAP TIME : 1:57.408		DIFFERENCE : 0.295			
LAP	SECTOR 1	SECTOR 2	SECTOR 3	LAP TIME	MPH	DIFF	TIME OF DAY
1 -		1:00.827	32.095	2:14.079	72.28	16.671	16:21:48.453
2 -	29.720	57.182	33.125	2:00.027	80.74	2.619	16:23:48.480
3 -	<b>28.718</b>	56.806	<b>31.884</b>	<b>1:57.408 (1)</b>	<b>82.54</b>		<b>16:25:45.888</b>
4 -	29.088	57.168	32.851	1:59.107	81.36	1.699	16:27:44.995
5 -	29.549	57.881	32.726	2:00.156	80.65	2.748	16:29:45.151
6 -	29.858	58.138	32.147	2:00.143	80.66	2.735	16:31:45.294
7 -	30.422	57.508	32.250	2:00.180	80.63	2.772	16:33:45.474
8 -	29.438	<b>56.511</b>	32.541	1:58.490 (3)	81.79	1.082	16:35:43.964
9 -	29.305	56.703	32.349	1:58.357 (2)	81.88	0.949	16:37:42.321
10 -	29.626	57.126	32.473	1:59.225	81.28	1.817	16:39:41.546
11 -	29.747	58.831	34.199	2:02.777	78.93	5.369	16:41:44.323

P19 24 2		Carl HAZELTON		Porsche Boxster S			
IDEAL LAP TIME : 1:58.130		BEST LAP TIME : 1:58.659		DIFFERENCE : 0.529			
LAP	SECTOR 1	SECTOR 2	SECTOR 3	LAP TIME	MPH	DIFF	TIME OF DAY
1 -		59.607	32.845	2:13.035	72.84	14.376	16:21:47.409
2 -	29.489	57.128	32.783	1:59.400	81.16	0.741	16:23:46.809
3 -	29.266	57.570	32.111	1:58.947 (3)	81.47	0.288	16:25:45.756
4 -	29.715	58.566	32.222	2:00.503	80.42	1.844	16:27:46.259
5 -	29.522	57.692	32.634	1:59.848	80.86	1.189	16:29:46.107
6 -	29.601	58.089	32.400	2:00.090	80.70	1.431	16:31:46.197
7 -	29.805	57.900	32.115	1:59.820	80.88	1.161	16:33:46.017
8 -	<b>29.234</b>	57.384	<b>32.041</b>	<b>1:58.659 (1)</b>	<b>81.67</b>		<b>16:35:44.676</b>
9 -	29.448	<b>56.855</b>	32.517	1:58.820 (2)	81.56	0.161	16:37:43.496
10 -	29.972	57.638	32.781	2:00.391	80.49	1.732	16:39:43.887
11 -	29.812	58.577	36.169	2:04.558	77.80	5.899	16:41:48.445

P20 89 1		Tom ATHERTON		Porsche Cayman			
IDEAL LAP TIME : 1:57.396		BEST LAP TIME : 1:57.958		DIFFERENCE : 0.562			
LAP	SECTOR 1	SECTOR 2	SECTOR 3	LAP TIME	MPH	DIFF	TIME OF DAY
1 -		1:02.401	33.526	2:18.039	70.20	20.081	16:21:52.413
2 -	30.447	57.681	32.559	2:00.687	80.30	2.729	16:23:53.100
3 -	29.839	57.437	32.226	1:59.502	81.09	1.544	16:25:52.602
4 -	29.809	57.451	32.466	1:59.726	80.94	1.768	16:27:52.328
5 -	29.963	57.403	32.202	1:59.568	81.05	1.610	16:29:51.896
6 -	29.671	1:00.053	32.345	2:02.069	79.39	4.111	16:31:53.965
7 -	29.666	57.459	32.682	1:59.807	80.89	1.849	16:33:53.772
8 -	29.584	57.328	32.276	1:59.188 (3)	81.31	1.230	16:35:52.960
9 -	29.422	56.606	<b>31.930</b>	<b>1:57.958 (1)</b>	<b>82.15</b>		<b>16:37:50.918</b>
10 -	<b>29.105</b>	<b>56.361</b>	32.813	1:58.279 (2)	81.93	0.321	16:39:49.197
11 -	29.134	58.219	32.858	2:00.211	80.61	2.253	16:41:49.408

# Porsche Club Championship with Pirelli

## RACE 5 - SECTOR ANALYSIS



SECTOR 1 = FL to I1, SECTOR 2 = I1 to I2, SECTOR 3 = I2 to FL, DIFF = Difference To Personal Best Lap, P = Crossed Finish Line in Pit Lane, D = Time Disallowed

P21 10 2		Julian MORRIS		Porsche Boxster S			
IDEAL LAP TIME : 1:57.879		BEST LAP TIME : 1:58.271		DIFFERENCE : 0.392			
LAP	SECTOR 1	SECTOR 2	SECTOR 3	LAP TIME	MPH	DIFF	TIME OF DAY
1 -		59.729	33.041	2:13.607	72.53	15.336	16:21:47.981
2 -	29.914	57.269	33.232	2:00.415	80.48	2.144	16:23:48.396
3 -	30.009	57.184	33.104	2:00.297	80.56	2.026	16:25:48.693
4 -	29.953	57.251	32.987	2:00.191	80.63	1.920	16:27:48.884
5 -	29.462	57.718	32.259	1:59.439 (2)	81.14	1.168	16:29:48.323
6 -	29.370	<b>56.838</b>	<b>32.063</b>	<b>1:58.271 (1)</b>	<b>81.94</b>		<b>16:31:46.594</b>
7 -	29.653	58.225	32.125	2:00.003	80.75	1.732	16:33:46.597
8 -	<b>28.978</b>	57.996	32.621	1:59.595 (3)	81.03	1.324	16:35:46.192
9 -	30.732	57.903	32.854	2:01.489	79.77	3.218	16:37:47.681
10 -	29.647	58.305	34.932	2:02.884	78.86	4.613	16:39:50.565
11 -	30.800	1:00.602	35.577	2:06.979	76.32	8.708	16:41:57.544

P22 5 2		Brian RICHARDSON		Porsche Boxster S			
IDEAL LAP TIME : 2:02.145		BEST LAP TIME : 2:02.145		DIFFERENCE : 0.000			
LAP	SECTOR 1	SECTOR 2	SECTOR 3	LAP TIME	MPH	DIFF	TIME OF DAY
1 -		1:02.050	33.782	2:17.763	70.34	15.618	16:21:52.137
2 -	31.718	58.981	33.902	2:04.601	77.77	2.456	16:23:56.738
3 -	30.302	1:00.009	33.993	2:04.304	77.96	2.159	16:26:01.042
4 -	30.461	59.855	34.217	2:04.533	77.82	2.388	16:28:05.575
5 -	30.452	59.948	33.951	2:04.351	77.93	2.206	16:30:09.926
6 -	30.760	59.623	34.088	2:04.471	77.85	2.326	16:32:14.397
7 -	30.539	59.774	33.936	2:04.249	77.99	2.104	16:34:18.646
8 -	<b>30.120</b>	<b>58.323</b>	<b>33.702</b>	<b>2:02.145 (1)</b>	<b>79.34</b>		<b>16:36:20.791</b>
9 -	30.192	58.669	33.981	2:02.842 (2)	78.89	0.697	16:38:23.633
10 -	30.336	59.090	34.490	2:03.916 (3)	78.20	1.771	16:40:27.549

P23 62 1		Neil DELARGY		Porsche 997			
IDEAL LAP TIME : 1:52.007		BEST LAP TIME : 1:52.615		DIFFERENCE : 0.608			
LAP	SECTOR 1	SECTOR 2	SECTOR 3	LAP TIME	MPH	DIFF	TIME OF DAY
1 -		56.294	30.828	2:01.441	79.80	8.826	16:21:35.815
2 -	27.665	54.773	<b>30.390</b>	1:52.828 (3)	85.89	0.213	16:23:28.643
3 -	27.979	54.405	30.607	1:52.991	85.77	0.376	16:25:21.634
4 -	27.616	56.993	31.275	1:55.884	83.62	3.269	16:27:17.518
5 -	27.842	55.104	30.759	1:53.705	85.23	1.090	16:29:11.223
6 -	27.613	<b>54.022</b>	31.486	1:53.121	85.67	0.506	16:31:04.344
7 -	27.698	54.580	30.762	1:53.040	85.73	0.425	16:32:57.384
8 -	27.651	54.433	31.004	1:53.088	85.69	0.473	16:34:50.472
9 -	<b>27.595</b>	54.322	30.822	1:52.739 (2)	85.96	0.124	16:36:43.211
10 -	27.730	54.257	30.628	<b>1:52.615 (1)</b>	<b>86.05</b>		<b>16:38:35.826</b>

P24 77 1		Steve WOOD		Porsche 996			
IDEAL LAP TIME : 1:51.946		BEST LAP TIME : 1:52.716		DIFFERENCE : 0.770			
LAP	SECTOR 1	SECTOR 2	SECTOR 3	LAP TIME	MPH	DIFF	TIME OF DAY
1 -		55.191	30.930	1:59.793 (3)	80.90	7.077	16:21:34.167
2 -	27.391	54.404	30.921	<b>1:52.716 (1)</b>	<b>85.97</b>		<b>16:23:26.883</b>
3 -	28.012	<b>54.002</b>	<b>30.712</b>	1:52.726 (2)	85.97	0.010	16:25:19.609

# Porsche Club Championship with Pirelli

## RACE 5 - BEST SECTORS

SECTOR 1			SECTOR 2			SECTOR 3			IDEAL / BEST COMPARISON						
POS	NO	NAME	TIME	NO	NAME	TIME	NO	NAME	TIME	POS	NO	NAME	IDEAL	BEST	DIFF
													<b>PERFECT LAP</b>	<b>1:50.699</b>	
1	14	MCALÉER	27.208	11	CALEY	53.229	14	MCALÉER	30.262	1	11	CALEY	1:51.038	1:51.038	0.000
2	77	WOOD	27.232	16	HARRISON	53.530	2	MORRIS	30.265	2	14	MCALÉER	1:51.248	1:51.248	0.000
3	16	HARRISON	27.270	14	MCALÉER	53.778	62	DELARGY	30.390	3	16	HARRISON	1:51.361	1:51.476	0.115
4	11	CALEY	27.357	2	MORRIS	53.990	74	BRYAN	30.441	4	2	MORRIS	1:51.709	1:51.785	0.076
5	80	CALEY	27.419	77	WOOD	54.002	11	CALEY	30.452	5	77	WOOD	1:51.946	1:52.716	0.770
6	2	MORRIS	27.454	80	CALEY	54.015	16	HARRISON	30.561	6	62	DELARGY	1:52.007	1:52.615	0.608
7	9	DYER	27.583	62	DELARGY	54.022	77	WOOD	30.712	7	80	CALEY	1:52.167	1:52.620	0.453
8	62	DELARGY	27.595	9	DYER	54.033	80	CALEY	30.733	8	9	DYER	1:52.378	1:52.734	0.356
9	4	TOON	27.803	85	BAYSTON	54.120	9	DYER	30.762	9	74	BRYAN	1:52.519	1:52.543	0.024
10	74	BRYAN	27.817	74	BRYAN	54.261	85	BAYSTON	31.000	10	85	BAYSTON	1:53.068	1:53.846	0.778
11	85	BAYSTON	27.948	4	TOON	54.535	4	TOON	31.406	11	4	TOON	1:53.744	1:54.137	0.393
12	88	SIMPSON	28.247	69	CHATHAM	55.039	44	PORTER	31.556	12	69	CHATHAM	1:55.167	1:55.282	0.115
13	3	MORRIS	28.370	44	PORTER	55.444	88	SIMPSON	31.566	13	88	SIMPSON	1:55.291	1:55.502	0.211
14	69	CHATHAM	28.406	88	SIMPSON	55.478	45	SEAGRAVE	31.589	14	44	PORTER	1:55.422	1:55.782	0.360
15	44	PORTER	28.422	22	EVANS	55.512	22	EVANS	31.662	15	22	EVANS	1:55.769	1:55.769	0.000
16	52	LABBETT	28.547	3	MORRIS	55.974	3	MORRIS	31.718	16	3	MORRIS	1:56.062	1:56.799	0.737
17	22	EVANS	28.595	15	KHAN	56.242	69	CHATHAM	31.722	17	45	SEAGRAVE	1:56.464	1:56.831	0.367
18	45	SEAGRAVE	28.619	45	SEAGRAVE	56.256	52	LABBETT	31.756	18	52	LABBETT	1:56.718	1:57.018	0.300
19	64	BLACKER	28.718	89	ATHERTON	56.361	64	BLACKER	31.884	19	64	BLACKER	1:57.113	1:57.408	0.295
20	15	KHAN	28.947	52	LABBETT	56.415	89	ATHERTON	31.930	20	15	KHAN	1:57.227	1:57.621	0.394
21	10	MORRIS	28.978	64	BLACKER	56.511	15	KHAN	32.038	21	89	ATHERTON	1:57.396	1:57.958	0.562
22	89	ATHERTON	29.105	10	MORRIS	56.838	24	HAZELTON	32.041	22	10	MORRIS	1:57.879	1:58.271	0.392
23	24	HAZELTON	29.234	24	HAZELTON	56.855	10	MORRIS	32.063	23	24	HAZELTON	1:58.130	1:58.659	0.529
24	5	RICHARDSON	30.120	5	RICHARDSON	58.323	5	RICHARDSON	33.702	24	5	RICHARDSON	2:02.145	2:02.145	0.000

# Porsche Club Championship with Pirelli

## RACE 5 - STATISTICS

**Competitors Started** 24  
**Planned Start** 2023-07-01 @ 16:09:00.000  
**Actual Start** 2023-07-01 @ 16:19:34.373  
**Finish Time** 2023-07-01 @ 16:40:20.944  
**Track Length** 2.6920mi.  
**Total Laps** 254  
**Total Distance Covered** 683.7752mi.

### Session Fastest Lap History

NO	CL	NAME	LAP TIME	TIME OF DAY	LAP	VEHICLE
14	1	Mark MCALEER	1:58.927	16:21:33.330	1	Porsche 997
14	1	Mark MCALEER	1:51.581	16:23:24.911	2	Porsche 997
14	1	Mark MCALEER	1:51.248	16:25:16.159	3	Porsche 997
11	1	James CALEY	1:51.038	16:33:05.637	7	Porsche 997

### Session Leader History

NO	CL	NAME	FROM LAP	LAPS LED	DISTANCE	VEHICLE
14	1	Mark MCALEER	1	11	29.61 miles	Porsche 997

### Flag History

TYPE	TIME OF DAY
GREEN	16:19:34.373
FINISH	16:40:20.944

### Flag Statistics

TYPE	COUNT	TOTAL LAPS	TOTAL TIME
Green	1	11	22:36.348
Red	0	0	0.000
Safety Car	0	0	0.000
FCY	0	0	0.000

# Porsche Club Championship with Pirelli

## RACE 5 - STATISTICS

CLASS : 1

15 Starters

### Fastest Lap History

NO	NAME	LAP TIME	TIME OF DAY	LAP	VEHICLE
14	Mark MCALEER	1:58.927	16:21:33.330	1	Porsche 997
14	Mark MCALEER	1:51.581	16:23:24.911	2	Porsche 997
14	Mark MCALEER	1:51.248	16:25:16.159	3	Porsche 997
11	James CALEY	1:51.038	16:33:05.637	7	Porsche 997

### Leader History

NO	NAME	FROM LAP	LAPS LED	DISTANCE	VEHICLE
14	Mark MCALEER	1	11	29.61 miles	Porsche 997

# Porsche Club Championship with Pirelli

## RACE 5 - STATISTICS

CLASS : 2

9 Starters

### Fastest Lap History

NO	NAME	LAP TIME	TIME OF DAY	LAP	VEHICLE
44	Andrew PORTER	<b>2:06.145</b>	16:21:40.519	1	Porsche Boxster S
44	Andrew PORTER	<b>1:56.689</b>	16:23:37.229	2	Porsche Boxster S
88	Paul SIMPSON	<b>1:56.569</b>	16:23:37.814	2	Porsche Boxster S
44	Andrew PORTER	<b>1:55.782</b>	16:27:30.703	4	Porsche Boxster S
88	Paul SIMPSON	<b>1:55.502</b>	16:29:27.267	5	Porsche Boxster S
69	Oliver CHATHAM	<b>1:55.282</b>	16:33:20.939	7	Porsche Boxster S

### Leader History

NO	NAME	FROM LAP	LAPS LED	DISTANCE	VEHICLE
44	Andrew PORTER	1	11	29.61 miles	Porsche Boxster S

# Porsche Club Championship with Pirelli

## RACE 9 - CLASSIFICATION

POS	NO	CL	PIC	NAME	ENTRY	LAPS	TIME	GAP	DIFF	MPH	BEST	ON
1	14	1	1	Mark MCALEER	Porsche 997	3	5:43.260			84.69	1:52.066	3
2	16	1	2	Kevin HARRISON	Porsche 996	3	5:43.933	0.673	0.673	84.53	1:51.963	2
3	2	1	3	Peter MORRIS	Porsche 997	3	5:44.063	0.803	0.130	84.50	1:52.028	3
4	11	1	4	James CALEY	Porsche 997	3	5:44.664	1.404	0.601	84.35	1:51.934	3
5	77	1	5	Steve WOOD	Porsche 996	3	5:45.116	1.856	0.452	84.24	1:51.660	3
6	9	1	6	Chris DYER	Porsche Cayman	3	5:45.993	2.733	0.877	84.03	1:52.061	3
7	80	1	7	Bill CALEY	Porsche Cayman	3	5:46.718	3.458	0.725	83.85	1:52.225	3
8	85	1	8	Richard BAYSTON	Porsche 996	3	5:51.563	8.303	4.845	82.69	1:54.002	2
9	74	1	9	Jim BRYAN	Porsche 996	3	5:51.712	8.452	0.149	82.66	1:53.674	3
10	4	1	10	Andy TOON	Porsche Cayman	3	5:57.177	13.917	5.465	81.39	1:55.469	2
11	44	2	1	Andrew PORTER	Porsche Boxster S	3	6:00.713	17.453	3.536	80.60	1:57.186	3
12	88	2	2	Paul SIMPSON	Porsche Boxster S	3	6:01.220	17.960	0.507	80.48	1:57.258	2
13	69	2	3	Oliver CHATHAM	Porsche Boxster S	3	6:01.946	18.686	0.726	80.32	1:57.232	2
14	22	1	11	Peter EVANS	Porsche 996	3	6:02.337	19.077	0.391	80.23	1:57.068	2
15	45	1	12	Paul SEAGRAVE	Porsche996	3	6:02.704	19.444	0.367	80.15	1:56.959	3
16	15	2	4	Shiraz KHAN	Porsche Boxster S	3	6:03.535	20.275	0.831	79.97	1:56.999	2
17	3	2	5	Ross MORRIS	Porsche Boxster S	3	6:04.149	20.889	0.614	79.84	1:56.766	3
18	52	2	6	Darren LABBETT	Porsche Boxster S	3	6:05.482	22.222	1.333	79.54	1:56.069	3
19	89	1	13	Adrian ROWLANDS	Porsche Cayman	3	6:09.571	26.311	4.089	78.66	1:57.024	3
20	24	2	7	Carl HAZELTON	Porsche Boxster S	3	6:14.690	31.430	5.119	77.59	2:00.012	3
21	5	2	8	Brian RICHARDSON	Porsche Boxster S	3	6:15.242	31.982	0.552	77.48	1:59.736	3
22	64	1	14	Vince BLACKER	Porsche Cayman	3	6:16.434	33.174	1.192	77.23	1:57.422	3

NOT STARTED

NS	62	1		Neil DELARGY	Porsche 997
NS	10	2		Julian MORRIS	Porsche Boxster S

FASTEST LAP

77	1			Steve WOOD	Porsche 996	3	1:51.660			86.79 mph	139.67 kph
52	2			Darren LABBETT	Porsche Boxster S	3	1:56.069			83.49 mph	134.37 kph

Weather / Track : Bright / Dry

These results are provisional until the conclusion of any judicial and technical matters.

Race Distance: 3 Laps / 8.07 miles  
Oulton Park International: 2.6920 miles  
Date: 01/07/2023 Start: 18:20 Finish: 18:25

Clerk Of Course : Andy Stevens

Stewards :

Timekeeper : Nick Palmer



# Porsche Club Championship with Pirelli

## RACE 9 - LAP CHART

LAP 1 @ 18:22:01.486			LAP 2 @ 18:23:53.678			LAP 3 @ 18:25:45.744		
NO	BEHIND	LAP TIME	NO	BEHIND	LAP TIME	NO	BEHIND	LAP TIME
14		1:59.002	14		1:52.192	14		1:52.066
16	0.598	1:59.600	16	0.369	1:51.963	16	0.673	1:52.370
2	0.829	1:59.831	2	0.841	1:52.204	2	0.803	1:52.028
11	1.285	2:00.287	11	1.536	1:52.443	11	1.404	1:51.934
77	2.074	2:01.076	77	2.262	1:52.380	77	1.856	1:51.660
9	2.302	2:01.304	9	2.738	1:52.628	9	2.733	1:52.061
80	3.063	2:02.065	80	3.299	1:52.428	80	3.458	1:52.225
85	3.740	2:02.742	85	5.550	1:54.002	85	8.303	1:54.819
74	4.773	2:03.775	74	6.844	1:54.263	74	8.452	1:53.674
4	6.400	2:05.402	4	9.677	1:55.469	4	13.917	1:56.306
44	6.889	2:05.891	44	12.333	1:57.636	44	17.453	1:57.186
88	7.635	2:06.637	88	12.701	1:57.258	88	17.960	1:57.325
69	8.150	2:07.152	69	13.190	1:57.232	69	18.686	1:57.562
22	8.753	2:07.755	22	13.629	1:57.068	22	19.077	1:57.514
45	9.776	2:08.778	45	14.551	1:56.967	45	19.444	1:56.959
15	10.189	2:09.191	15	14.996	1:56.999	15	20.275	1:57.345
3	11.424	2:10.426	3	16.189	1:56.957	3	20.889	1:56.766
64	12.041	2:11.043	52	18.219	1:57.684	52	22.222	1:56.069
52	12.727	2:11.729	89	21.353	2:00.685	89	26.311	1:57.024
89	12.860	2:11.862	24	23.484	2:01.887	24	31.430	2:00.012
24	13.789	2:12.791	5	24.312	2:01.684	5	31.982	1:59.736
5	14.820	2:13.822	64	27.818	2:07.969	64	33.174	1:57.422

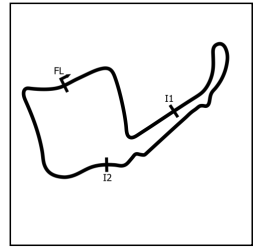
# Porsche Club Championship with Pirelli

## RACE 9 - POSITION CHART

No	Name	Lap	1	2	3
		Pos			
14	MCALÉER	1	14	14	14
77	WOOD	2	16	16	16
2	MORRIS	3	2	2	2
16	HARRISON	4	11	11	11
80	CALEY	5	77	77	77
11	CALEY	6	9	9	9
62	DELARGY	7	80	80	80
9	DYER	8	85	85	85
85	BAYSTON	9	74	74	74
74	BRYAN	10	4	4	4
69	CHATHAM	11	44	44	44
44	PORTER	12	88	88	88
4	TOON	13	69	69	69
88	SIMPSON	14	22	22	22
3	MORRIS	15	45	45	45
22	EVANS	16	15	15	15
45	SEAGRAVE	17	3	3	3
15	KHAN	18	64	52	52
52	LABBETT	19	52	89	89
24	HAZELTON	20	89	24	24
64	BLACKER	21	24	5	5
10	MORRIS	22	5	64	64
5	RICHARDSON	23			
89	ROWLANDS	24			

# Porsche Club Championship with Pirelli

## RACE 9 - SECTOR ANALYSIS



SECTOR 1 = FL to I1, SECTOR 2 = I1 to I2, SECTOR 3 = I2 to FL, DIFF = Difference To Personal Best Lap, P = Crossed Finish Line in Pit Lane, D = Time Disallowed

P1 14 1		Mark MCALEER		Porsche 997			
IDEAL LAP TIME : 1:51.868		BEST LAP TIME : 1:52.066		DIFFERENCE : 0.198			
LAP	SECTOR 1	SECTOR 2	SECTOR 3	LAP TIME	MPH	DIFF	TIME OF DAY
1 -		54.696	30.599	1:59.002 (3)	81.43	6.936	18:22:01.486
2 -	27.712	54.062	<b>30.418</b>	1:52.192 (2)	86.38	0.126	18:23:53.678
3 -	<b>27.501</b>	<b>53.949</b>	30.616	<b>1:52.066 (1)</b>	<b>86.47</b>		<b>18:25:45.744</b>

P2 16 1		Kevin HARRISON		Porsche 996			
IDEAL LAP TIME : 1:51.826		BEST LAP TIME : 1:51.963		DIFFERENCE : 0.137			
LAP	SECTOR 1	SECTOR 2	SECTOR 3	LAP TIME	MPH	DIFF	TIME OF DAY
1 -		54.940	30.770	1:59.600 (3)	81.03	7.637	18:22:02.084
2 -	<b>27.408</b>	54.006	<b>30.549</b>	<b>1:51.963 (1)</b>	<b>86.55</b>		<b>18:23:54.047</b>
3 -	27.585	<b>53.869</b>	30.916	1:52.370 (2)	86.24	0.407	18:25:46.417

P3 2 1		Peter MORRIS		Porsche 997			
IDEAL LAP TIME : 1:51.813		BEST LAP TIME : 1:52.028		DIFFERENCE : 0.215			
LAP	SECTOR 1	SECTOR 2	SECTOR 3	LAP TIME	MPH	DIFF	TIME OF DAY
1 -		55.061	30.722	1:59.831 (3)	80.87	7.803	18:22:02.315
2 -	27.855	<b>53.821</b>	30.528	1:52.204 (2)	86.37	0.176	18:23:54.519
3 -	<b>27.465</b>	54.036	<b>30.527</b>	<b>1:52.028 (1)</b>	<b>86.50</b>		<b>18:25:46.547</b>

P4 11 1		James CALEY		Porsche 997			
IDEAL LAP TIME : 1:51.794		BEST LAP TIME : 1:51.934		DIFFERENCE : 0.140			
LAP	SECTOR 1	SECTOR 2	SECTOR 3	LAP TIME	MPH	DIFF	TIME OF DAY
1 -		55.612	30.544	2:00.287 (3)	80.56	8.353	18:22:02.771
2 -	27.550	54.455	<b>30.438</b>	1:52.443 (2)	86.18	0.509	18:23:55.214
3 -	<b>27.400</b>	<b>53.956</b>	30.578	<b>1:51.934 (1)</b>	<b>86.58</b>		<b>18:25:47.148</b>

P5 77 1		Steve WOOD		Porsche 996			
IDEAL LAP TIME : 1:51.180		BEST LAP TIME : 1:51.660		DIFFERENCE : 0.480			
LAP	SECTOR 1	SECTOR 2	SECTOR 3	LAP TIME	MPH	DIFF	TIME OF DAY
1 -		55.666	30.884	2:01.076 (3)	80.04	9.416	18:22:03.560
2 -	<b>27.297</b>	54.611	<b>30.472</b>	1:52.380 (2)	86.23	0.720	18:23:55.940
3 -	27.551	<b>53.411</b>	30.698	<b>1:51.660 (1)</b>	<b>86.79</b>		<b>18:25:47.600</b>

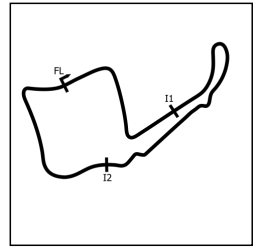
P6 9 1		Chris DYER		Porsche Cayman			
IDEAL LAP TIME : 1:51.972		BEST LAP TIME : 1:52.061		DIFFERENCE : 0.089			
LAP	SECTOR 1	SECTOR 2	SECTOR 3	LAP TIME	MPH	DIFF	TIME OF DAY
1 -		55.835	30.663	2:01.304 (3)	79.89	9.243	18:22:03.788
2 -	<b>27.562</b>	54.316	30.750	1:52.628 (2)	86.04	0.567	18:23:56.416
3 -	27.651	<b>53.825</b>	<b>30.585</b>	<b>1:52.061 (1)</b>	<b>86.48</b>		<b>18:25:48.477</b>

P7 80 1		Bill CALEY		Porsche Cayman			
IDEAL LAP TIME : 1:52.177		BEST LAP TIME : 1:52.225		DIFFERENCE : 0.048			
LAP	SECTOR 1	SECTOR 2	SECTOR 3	LAP TIME	MPH	DIFF	TIME OF DAY
1 -		56.292	30.714	2:02.065 (3)	79.39	9.840	18:22:04.549
2 -	27.659	<b>53.979</b>	30.790	1:52.428 (2)	86.20	0.203	18:23:56.977
3 -	<b>27.638</b>	54.027	<b>30.560</b>	<b>1:52.225 (1)</b>	<b>86.35</b>		<b>18:25:49.202</b>

P8 85 1		Richard BAYSTON		Porsche 996			
IDEAL LAP TIME : 1:53.823		BEST LAP TIME : 1:54.002		DIFFERENCE : 0.179			
LAP	SECTOR 1	SECTOR 2	SECTOR 3	LAP TIME	MPH	DIFF	TIME OF DAY
1 -		56.259	<b>31.049</b>	2:02.742 (3)	78.95	8.740	18:22:05.226
2 -	<b>28.126</b>	<b>54.648</b>	31.228	<b>1:54.002 (1)</b>	<b>85.00</b>		<b>18:23:59.228</b>
3 -	28.210	55.016	31.593	1:54.819 (2)	84.40	0.817	18:25:54.047

# Porsche Club Championship with Pirelli

## RACE 9 - SECTOR ANALYSIS



SECTOR 1 = FL to I1, SECTOR 2 = I1 to I2, SECTOR 3 = I2 to FL, DIFF = Difference To Personal Best Lap, P = Crossed Finish Line in Pit Lane, D = Time Disallowed

P9		74 1		Jim BRYAN		Porsche 996	
IDEAL LAP TIME : 1:53.626		BEST LAP TIME : 1:53.674		DIFFERENCE : 0.048			
LAP	SECTOR 1	SECTOR 2	SECTOR 3	LAP TIME	MPH	DIFF	TIME OF DAY
1 -		57.162	<b>30.841</b>	2:03.775 (3)	78.29	10.101	18:22:06.259
2 -	28.427	54.898	30.938	1:54.263 (2)	84.81	0.589	18:24:00.522
3 -	<b>28.126</b>	<b>54.659</b>	30.889	<b>1:53.674 (1)</b>	<b>85.25</b>		<b>18:25:54.196</b>

P10		4 1		Andy TOON		Porsche Cayman	
IDEAL LAP TIME : 1:55.291		BEST LAP TIME : 1:55.469		DIFFERENCE : 0.178			
LAP	SECTOR 1	SECTOR 2	SECTOR 3	LAP TIME	MPH	DIFF	TIME OF DAY
1 -		57.436	<b>31.975</b>	2:05.402 (3)	77.28	9.933	18:22:07.886
2 -	<b>28.174</b>	<b>55.142</b>	32.153	<b>1:55.469 (1)</b>	<b>83.92</b>		<b>18:24:03.355</b>
3 -	28.398	55.656	32.252	1:56.306 (2)	83.32	0.837	18:25:59.661

P11		44 2		Andrew PORTER		Porsche Boxster S	
IDEAL LAP TIME : 1:57.186		BEST LAP TIME : 1:57.186		DIFFERENCE : 0.000			
LAP	SECTOR 1	SECTOR 2	SECTOR 3	LAP TIME	MPH	DIFF	TIME OF DAY
1 -				2:05.891 (3)	76.98	8.705	18:22:08.375
2 -			32.004	1:57.636 (2)	82.38	0.450	18:24:06.011
3 -	<b>28.873</b>	<b>56.570</b>	<b>31.743</b>	<b>1:57.186 (1)</b>	<b>82.70</b>		<b>18:26:03.197</b>

P12		88 2		Paul SIMPSON		Porsche Boxster S	
IDEAL LAP TIME : 1:57.056		BEST LAP TIME : 1:57.258		DIFFERENCE : 0.202			
LAP	SECTOR 1	SECTOR 2	SECTOR 3	LAP TIME	MPH	DIFF	TIME OF DAY
1 -		57.786	31.926	2:06.637 (3)	76.52	9.379	18:22:09.121
2 -	<b>28.425</b>	56.924	31.909	<b>1:57.258 (1)</b>	<b>82.64</b>		<b>18:24:06.379</b>
3 -	28.694	<b>56.743</b>	<b>31.888</b>	1:57.325 (2)	82.60	0.067	18:26:03.704

P13		69 2		Oliver CHATHAM		Porsche Boxster S	
IDEAL LAP TIME : 1:57.013		BEST LAP TIME : 1:57.232		DIFFERENCE : 0.219			
LAP	SECTOR 1	SECTOR 2	SECTOR 3	LAP TIME	MPH	DIFF	TIME OF DAY
1 -		58.255	<b>32.035</b>	2:07.152 (3)	76.21	9.920	18:22:09.636
2 -	28.704	<b>56.327</b>	32.201	<b>1:57.232 (1)</b>	<b>82.66</b>		<b>18:24:06.868</b>
3 -	<b>28.651</b>	56.506	32.405	1:57.562 (2)	82.43	0.330	18:26:04.430

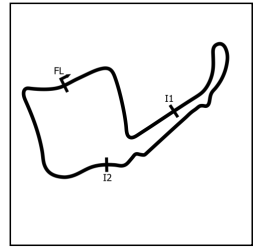
P14		22 1		Peter EVANS		Porsche 996	
IDEAL LAP TIME : 1:56.848		BEST LAP TIME : 1:57.068		DIFFERENCE : 0.220			
LAP	SECTOR 1	SECTOR 2	SECTOR 3	LAP TIME	MPH	DIFF	TIME OF DAY
1 -		58.146	<b>32.150</b>	2:07.755 (3)	75.85	10.687	18:22:10.239
2 -	28.853	<b>55.902</b>	32.313	<b>1:57.068 (1)</b>	<b>82.78</b>		<b>18:24:07.307</b>
3 -	<b>28.796</b>	56.548	32.170	1:57.514 (2)	82.46	0.446	18:26:04.821

P15		45 1		Paul SEAGRAVE		Porsche996	
IDEAL LAP TIME : 1:56.766		BEST LAP TIME : 1:56.959		DIFFERENCE : 0.193			
LAP	SECTOR 1	SECTOR 2	SECTOR 3	LAP TIME	MPH	DIFF	TIME OF DAY
1 -		58.470	32.274	2:08.778 (3)	75.25	11.819	18:22:11.262
2 -	<b>29.179</b>	<b>56.022</b>	31.766	1:56.967 (2)	82.85	0.008	18:24:08.229
3 -	29.211	56.183	<b>31.565</b>	<b>1:56.959 (1)</b>	<b>82.86</b>		<b>18:26:05.188</b>

P16		15 2		Shiraz KHAN		Porsche Boxster S	
IDEAL LAP TIME : 1:56.974		BEST LAP TIME : 1:56.999		DIFFERENCE : 0.025			
LAP	SECTOR 1	SECTOR 2	SECTOR 3	LAP TIME	MPH	DIFF	TIME OF DAY
1 -		58.485	32.066	2:09.191 (3)	75.01	12.192	18:22:11.675
2 -	<b>29.074</b>	56.342	<b>31.583</b>	<b>1:56.999 (1)</b>	<b>82.83</b>		<b>18:24:08.674</b>
3 -	29.230	<b>56.317</b>	31.798	1:57.345 (2)	82.58	0.346	18:26:06.019

# Porsche Club Championship with Pirelli

## RACE 9 - SECTOR ANALYSIS



SECTOR 1 = FL to I1, SECTOR 2 = I1 to I2, SECTOR 3 = I2 to FL, DIFF = Difference To Personal Best Lap, P = Crossed Finish Line in Pit Lane, D = Time Disallowed

P17		3 2		Ross MORRIS		Porsche Boxster S	
IDEAL LAP TIME : 1:56.403		BEST LAP TIME : 1:56.766		DIFFERENCE : 0.363			
LAP	SECTOR 1	SECTOR 2	SECTOR 3	LAP TIME	MPH	DIFF	TIME OF DAY
1 -		59.640	32.133	2:10.426 (3)	74.30	13.660	18:22:12.910
2 -	28.710	<b>56.166</b>	32.081	1:56.957 (2)	82.86	0.191	18:24:09.867
3 -	<b>28.363</b>	56.529	<b>31.874</b>	<b>1:56.766 (1)</b>	<b>82.99</b>		<b>18:26:06.633</b>

P18		52 2		Darren LABBETT		Porsche Boxster S	
IDEAL LAP TIME : 1:56.051		BEST LAP TIME : 1:56.069		DIFFERENCE : 0.018			
LAP	SECTOR 1	SECTOR 2	SECTOR 3	LAP TIME	MPH	DIFF	TIME OF DAY
1 -		1:00.198	32.611	2:11.729 (3)	73.56	15.660	18:22:14.213
2 -	29.646	56.376	<b>31.662</b>	1:57.684 (2)	82.35	1.615	18:24:11.897
3 -	<b>28.611</b>	<b>55.778</b>	31.680	<b>1:56.069 (1)</b>	<b>83.49</b>		<b>18:26:07.966</b>

P19		89 1		Adrian ROWLANDS		Porsche Cayman	
IDEAL LAP TIME : 1:57.024		BEST LAP TIME : 1:57.024		DIFFERENCE : 0.000			
LAP	SECTOR 1	SECTOR 2	SECTOR 3	LAP TIME	MPH	DIFF	TIME OF DAY
1 -		1:00.093	32.520	2:11.862 (3)	73.49	14.838	18:22:14.346
2 -	30.906	57.378	32.401	2:00.685 (2)	80.30	3.661	18:24:15.031
3 -	<b>28.959</b>	<b>56.290</b>	<b>31.775</b>	<b>1:57.024 (1)</b>	<b>82.81</b>		<b>18:26:12.055</b>

P20		24 2		Carl HAZELTON		Porsche Boxster S	
IDEAL LAP TIME : 1:59.953		BEST LAP TIME : 2:00.012		DIFFERENCE : 0.059			
LAP	SECTOR 1	SECTOR 2	SECTOR 3	LAP TIME	MPH	DIFF	TIME OF DAY
1 -		59.974	<b>32.742</b>	2:12.791 (3)	72.98	12.779	18:22:15.275
2 -	31.119	57.927	32.841	2:01.887 (2)	79.51	1.875	18:24:17.162
3 -	<b>29.674</b>	<b>57.537</b>	32.801	<b>2:00.012 (1)</b>	<b>80.75</b>		<b>18:26:17.174</b>

P21		5 2		Brian RICHARDSON		Porsche Boxster S	
IDEAL LAP TIME : 1:59.736		BEST LAP TIME : 1:59.736		DIFFERENCE : 0.000			
LAP	SECTOR 1	SECTOR 2	SECTOR 3	LAP TIME	MPH	DIFF	TIME OF DAY
1 -		1:00.215	33.079	2:13.822 (3)	72.41	14.086	18:22:16.306
2 -	30.817	57.925	32.942	2:01.684 (2)	79.64	1.948	18:24:17.990
3 -	<b>29.428</b>	<b>57.629</b>	<b>32.679</b>	<b>1:59.736 (1)</b>	<b>80.93</b>		<b>18:26:17.726</b>

P22		64 1		Vince BLACKER		Porsche Cayman	
IDEAL LAP TIME : 1:57.422		BEST LAP TIME : 1:57.422		DIFFERENCE : 0.000			
LAP	SECTOR 1	SECTOR 2	SECTOR 3	LAP TIME	MPH	DIFF	TIME OF DAY
1 -		59.510	32.523	2:11.043 (3)	73.95	13.621	18:22:13.527
2 -	38.635	57.234	32.100	2:07.969 (2)	75.73	10.547	18:24:21.496
3 -	<b>29.391</b>	<b>56.012</b>	<b>32.019</b>	<b>1:57.422 (1)</b>	<b>82.53</b>		<b>18:26:18.918</b>

# Porsche Club Championship with Pirelli

## RACE 9 - BEST SECTORS

SECTOR 1			SECTOR 2			SECTOR 3			IDEAL / BEST COMPARISON						
POS	NO	NAME	TIME	NO	NAME	TIME	NO	NAME	TIME	POS	NO	NAME	IDEAL	BEST	DIFF
													<b>PERFECT LAP</b>	<b>1:51.126</b>	
1	77	WOOD	27.297	77	WOOD	53.411	14	MCALÉER	30.418	1	77	WOOD	1:51.180	1:51.660	0.480
2	11	CALEY	27.400	2	MORRIS	53.821	11	CALEY	30.438	2	11	CALEY	1:51.794	1:51.934	0.140
3	16	HARRISON	27.408	9	DYER	53.825	77	WOOD	30.472	3	2	MORRIS	1:51.813	1:52.028	0.215
4	2	MORRIS	27.465	16	HARRISON	53.869	2	MORRIS	30.527	4	16	HARRISON	1:51.826	1:51.963	0.137
5	14	MCALÉER	27.501	14	MCALÉER	53.949	16	HARRISON	30.549	5	14	MCALÉER	1:51.868	1:52.066	0.198
6	9	DYER	27.562	11	CALEY	53.956	80	CALEY	30.560	6	9	DYER	1:51.972	1:52.061	0.089
7	80	CALEY	27.638	80	CALEY	53.979	9	DYER	30.585	7	80	CALEY	1:52.177	1:52.225	0.048
8	85	BAYSTON	28.126	85	BAYSTON	54.648	74	BRYAN	30.841	8	74	BRYAN	1:53.626	1:53.674	0.048
9	74	BRYAN	28.126	74	BRYAN	54.659	85	BAYSTON	31.049	9	85	BAYSTON	1:53.823	1:54.002	0.179
10	4	TOON	28.174	4	TOON	55.142	45	SEAGRAVE	31.565	10	4	TOON	1:55.291	1:55.469	0.178
11	3	MORRIS	28.363	52	LABBETT	55.778	15	KHAN	31.583	11	52	LABBETT	1:56.051	1:56.069	0.018
12	88	SIMPSON	28.425	22	EVANS	55.902	52	LABBETT	31.662	12	3	MORRIS	1:56.403	1:56.766	0.363
13	52	LABBETT	28.611	64	BLACKER	56.012	44	PORTER	31.743	13	45	SEAGRAVE	1:56.766	1:56.959	0.193
14	69	CHATHAM	28.651	45	SEAGRAVE	56.022	89	ROWLANDS	31.775	14	22	EVANS	1:56.848	1:57.068	0.220
15	22	EVANS	28.796	3	MORRIS	56.166	3	MORRIS	31.874	15	15	KHAN	1:56.974	1:56.999	0.025
16	44	PORTER	28.873	89	ROWLANDS	56.290	88	SIMPSON	31.888	16	69	CHATHAM	1:57.013	1:57.232	0.219
17	89	ROWLANDS	28.959	15	KHAN	56.317	4	TOON	31.975	17	89	ROWLANDS	1:57.024	1:57.024	0.000
18	15	KHAN	29.074	69	CHATHAM	56.327	64	BLACKER	32.019	18	88	SIMPSON	1:57.056	1:57.258	0.202
19	45	SEAGRAVE	29.179	44	PORTER	56.570	69	CHATHAM	32.035	19	44	PORTER	1:57.186	1:57.186	0.000
20	64	BLACKER	29.391	88	SIMPSON	56.743	22	EVANS	32.150	20	64	BLACKER	1:57.422	1:57.422	0.000
21	5	RICHARDSON	29.428	24	HAZELTON	57.537	5	RICHARDSON	32.679	21	5	RICHARDSON	1:59.736	1:59.736	0.000
22	24	HAZELTON	29.674	5	RICHARDSON	57.629	24	HAZELTON	32.742	22	24	HAZELTON	1:59.953	2:00.012	0.059

# Porsche Club Championship with Pirelli

## RACE 9 - STATISTICS

**Competitors Started** 22  
**Planned Start** 2023-07-01 @ 18:02:00.000  
**Actual Start** 2023-07-01 @ 18:20:02.483  
**Finish Time** 2023-07-01 @ 18:25:44.351  
**Track Length** 2.6920mi.  
**Total Laps** 66  
**Total Distance Covered** 177.6738mi.

### Session Fastest Lap History

NO	CL	NAME	LAP TIME	TIME OF DAY	LAP	VEHICLE
14	1	Mark MCALEER	1:59.002	18:22:01.515	1	Porsche 997
14	1	Mark MCALEER	1:52.192	18:23:53.707	2	Porsche 997
16	1	Kevin HARRISON	1:51.963	18:23:54.059	2	Porsche 996
11	1	James CALEY	1:51.934	18:25:47.172	3	Porsche 997
77	1	Steve WOOD	1:51.660	18:25:47.627	3	Porsche 996

### Session Leader History

NO	CL	NAME	FROM LAP	LAPS LED	DISTANCE	VEHICLE
14	1	Mark MCALEER	1	3	8.07 miles	Porsche 997

### Flag History

TYPE	TIME OF DAY
GREEN	18:20:02.483
FINISH	18:25:44.351

### Flag Statistics

TYPE	COUNT	TOTAL LAPS	TOTAL TIME
Green	1	3	6:25.384
Red	0	0	0.000
Safety Car	0	0	0.000
FCY	0	0	0.000

# Porsche Club Championship with Pirelli

## RACE 9 - STATISTICS

CLASS : 1

14 Starters

### Fastest Lap History

NO	NAME	LAP TIME	TIME OF DAY	LAP	VEHICLE
14	Mark MCALEER	1:59.002	18:22:01.515	1	Porsche 997
14	Mark MCALEER	1:52.192	18:23:53.707	2	Porsche 997
16	Kevin HARRISON	1:51.963	18:23:54.059	2	Porsche 996
11	James CALEY	1:51.934	18:25:47.172	3	Porsche 997
77	Steve WOOD	1:51.660	18:25:47.627	3	Porsche 996

### Leader History

NO	NAME	FROM LAP	LAPS LED	DISTANCE	VEHICLE
14	Mark MCALEER	1	3	8.07 miles	Porsche 997



# Porsche Club Championship with Pirelli

## RACE 9 - STATISTICS

CLASS : 2

8 Starters

### Fastest Lap History

NO	NAME	LAP TIME	TIME OF DAY	LAP	VEHICLE
44	Andrew PORTER	<b>2:05.891</b>	18:22:08.375	1	Porsche Boxster S
44	Andrew PORTER	<b>1:57.636</b>	18:24:06.031	2	Porsche Boxster S
88	Paul SIMPSON	<b>1:57.258</b>	18:24:06.380	2	Porsche Boxster S
69	Oliver CHATHAM	<b>1:57.232</b>	18:24:06.896	2	Porsche Boxster S
15	Shiraz KHAN	<b>1:56.999</b>	18:24:08.696	2	Porsche Boxster S
3	Ross MORRIS	<b>1:56.957</b>	18:24:09.878	2	Porsche Boxster S
3	Ross MORRIS	<b>1:56.766</b>	18:26:06.644	3	Porsche Boxster S
52	Darren LABBETT	<b>1:56.069</b>	18:26:07.981	3	Porsche Boxster S

### Leader History

NO	NAME	FROM LAP	LAPS LED	DISTANCE	VEHICLE
44	Andrew PORTER	1	3	8.07 miles	Porsche Boxster S