



Porsche Club
Motorsport



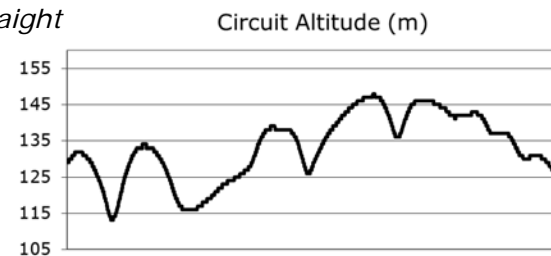
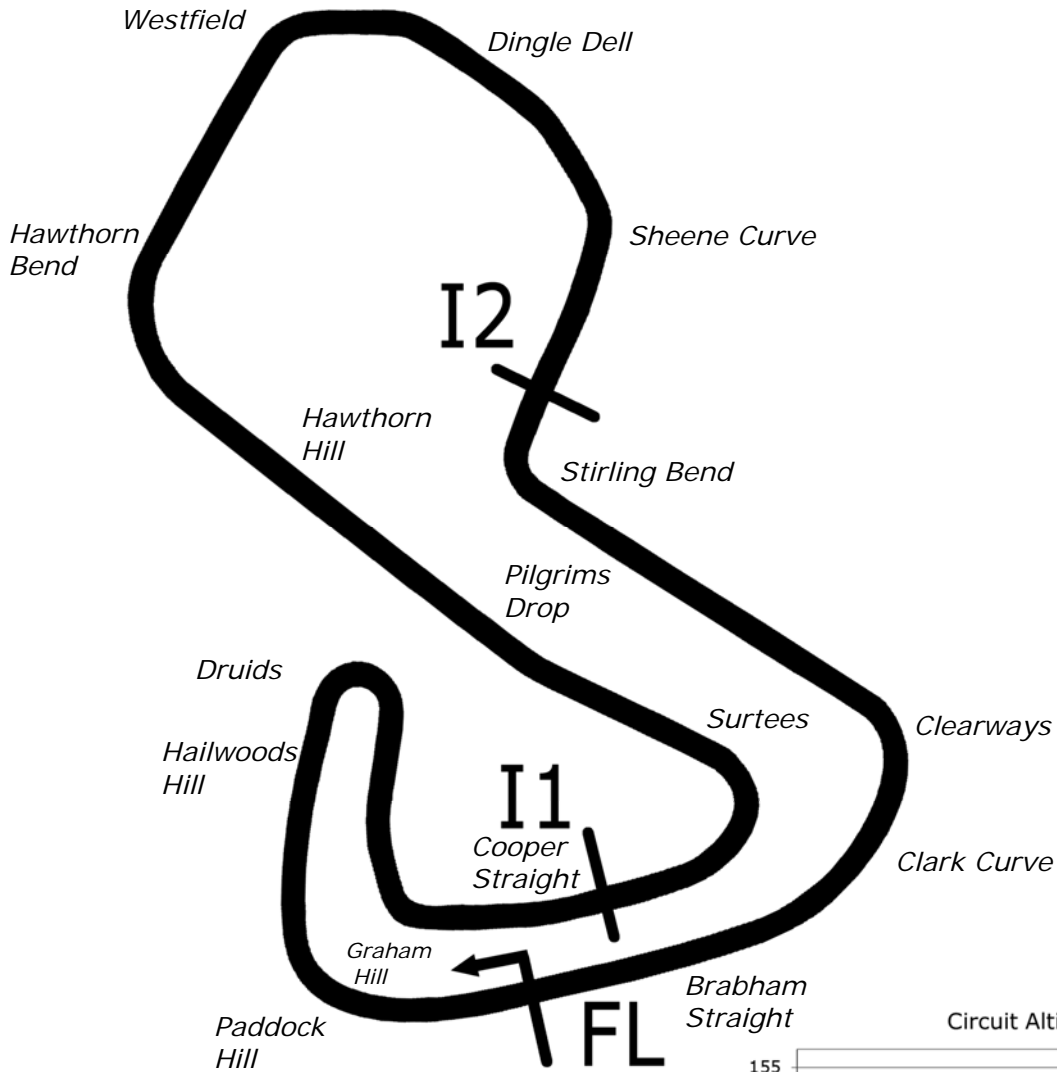
Brands hatch GP

29th April 2023

Results



Brands Hatch GP



Length	2.4332 miles	3916.0 m	
FL		51.36032 N	0.26032 E
I1	1116m	51.35934 N	0.25955 E
I2	2928m	51.35532 N	0.26250 E
Pit Entry	3646m	51.35911 N	0.25743 E
Pit Exit	26m after FL	51.36027 N	0.26078 E
Pit Entry-Pit Exit 277m, 19.9s @50kph, 16.6s @60kph			

All results available at www.tsl-timing.com

Porsche Club Championship with Pirelli
QUALIFYING - RACE 1 - CLASSIFICATION

POS	NO	CL	PIC NAME	ENTRY	TIME	ON	LAPS	GAP	DIFF	MPH
1	77	1	1 Steve WOOD	Porsche 996	1:37.305	8	8			90.02
2	80	1	2 Bill CALEY	Porsche Cayman	1:37.634	10	10	0.329	0.329	89.72
3	2	1	3 Peter MORRIS	Porsche 997	1:38.106	10	11	0.801	0.472	89.28
4	14	1	4 Mark MCALEER	Porsche 997	1:38.346	5	11	1.041	0.240	89.07
5	11*	1	5 James CALEY	Porsche 997	1:38.955	4	10	1.650	0.609	88.52
6	9	1	6 Chris DYER	Porsche Cayman	1:38.974	6	11	1.669	0.019	88.50
7	16	1	7 Kevin HARRISON	Porsche 996	1:39.559	6	12	2.254	0.585	87.98
8	17	1	8 Andrew MUGGERIDGE	Porsche 996	1:39.606	6	10	2.301	0.047	87.94
9	74	1	9 Jim BRYAN	Porsche 996	1:40.139	9	12	2.834	0.533	87.47
10	44*	2	1 Andrew PORTER	Porsche Boxster S	1:40.556	11	11	3.251	0.417	87.11
11	1	2	2 Colin TESTER	Porsche Boxster S	1:40.634	9	9	3.329	0.078	87.04
12	22	1	10 Peter EVANS	Porsche 996	1:40.696	11	12	3.391	0.062	86.99
13	62	1	11 Neil DELARGY	Porsche 997	1:41.767	4	4	4.462	1.071	86.07
14	88	2	3 Paul SIMPSON	Porsche Boxster S	1:42.030	4	10	4.725	0.263	85.85
15	4	1	12 Andy TOON	Porsche Cayman	1:42.083	8	8	4.778	0.053	85.81
16	3	2	4 Ross MORRIS	Porsche Boxster S	1:42.131	10	11	4.826	0.048	85.77
17	7	2	5 Christian WALKER	Porsche Boxster S	1:42.360	6	12	5.055	0.229	85.57
18	45	1	13 Paul SEAGRAVE	Porsche 996	1:42.881	11	12	5.576	0.521	85.14
19	69	2	6 Oliver CHATHAM	Porsche Boxster S	1:43.189	11	11	5.884	0.308	84.89
20	8	2	7 Harry RICE	Porsche Boxster S	1:43.375	11	11	6.070	0.186	84.73
21	70	2	8 Angus ARCHER	Porsche Boxster S	1:43.831	11	11	6.526	0.456	84.36
22	15*	2	9 Shiraz KHAN	Porsche Boxster S	1:44.859	8	8	7.554	1.028	83.53
23	10	2	10 Julian MORRIS	Porsche Boxster S	1:44.975	10	11	7.670	0.116	83.44
24	64	1	14 Vince BLACKER	Porsche Cayman	1:45.114	10	11	7.809	0.139	83.33
25	52	2	11 Darren LABBETT	Porsche Boxster S	1:45.260	8	11	7.955	0.146	83.22
26	24*	2	12 Carl HAZELTON	Porsche Boxster S	1:46.472	9	10	9.167	1.212	82.27
27	5	2	13 Brian RICHARDSON	Porsche Boxster S	1:53.616	8	8	16.311	7.144	77.10
28	89*	1	15 Tom ATHERTON	Porsche Cayman	1:56.414	7	8	19.109	2.798	75.24

*Cars 11, 24 & 89 require working transponders - Regulation Q12.8.1 refers.

*Cars 15 & 44 - transponder working intermittently, please check position.

Weather / Track : Bright / Dry

These results are provisional until the conclusion of any judicial and technical matters.

Brands Hatch GP: 2.4332 miles

Date: 29/04/2023 Start: 09:01 Finish: 09:21

Clerk Of Course : Andy Stevens

Stewards :

Timekeeper : Nick Palmer

Porsche Club Championship with Pirelli

QUALIFYING - RACE 5 - 2ND FASTEST CLASSIFICATION

POS	NO	CL	PIC NAME	ENTRY	TIME	ON	LAPS	GAP	DIFF	MPH
1	80	1	1 Bill CALEY	Porsche Cayman	1:37.959	6	10			89.42
2	77	1	2 Steve WOOD	Porsche 996	1:38.031	7	8	0.072	0.072	89.35
3	2	1	3 Peter MORRIS	Porsche 997	1:38.126	7	11	0.167	0.095	89.27
4	14	1	4 Mark MCALEER	Porsche 997	1:38.504	7	11	0.545	0.378	88.92
5	11*	1	5 James CALEY	Porsche 997	1:39.146	10	10	1.187	0.642	88.35
6	9	1	6 Chris DYER	Porsche Cayman	1:39.202	7	11	1.243	0.056	88.30
7	17	1	7 Andrew MUGGERIDGE	Porsche 996	1:39.718	10	10	1.759	0.516	87.84
8	16	1	8 Kevin HARRISON	Porsche 996	1:39.824	9	12	1.865	0.106	87.75
9	74	1	9 Jim BRYAN	Porsche 996	1:40.490	12	12	2.531	0.666	87.17
10	1	2	1 Colin TESTER	Porsche Boxster S	1:40.662	7	9	2.703	0.172	87.02
11	22	1	10 Peter EVANS	Porsche 996	1:40.800	12	12	2.841	0.138	86.90
12	44*	2	2 Andrew PORTER	Porsche Boxster S	1:41.318	9	11	3.359	0.518	86.45
13	88	2	3 Paul SIMPSON	Porsche Boxster S	1:42.339	7	10	4.380	1.021	85.59
14	3	2	4 Ross MORRIS	Porsche Boxster S	1:42.757	9	11	4.798	0.418	85.24
15	7	2	5 Christian WALKER	Porsche Boxster S	1:42.778	10	12	4.819	0.021	85.23
16	4	1	11 Andy TOON	Porsche Cayman	1:42.999	7	8	5.040	0.221	85.04
17	45	1	12 Paul SEAGRAVE	Porsche 996	1:43.338	10	12	5.379	0.339	84.76
18	69	2	6 Oliver CHATHAM	Porsche Boxster S	1:43.542	8	11	5.583	0.204	84.60
19	8	2	7 Harry RICE	Porsche Boxster S	1:43.761	9	11	5.802	0.219	84.42
20	70	2	8 Angus ARCHER	Porsche Boxster S	1:44.159	10	11	6.200	0.398	84.10
21	64	1	13 Vince BLACKER	Porsche Cayman	1:45.306	7	11	7.347	1.147	83.18
22	52	2	9 Darren LABBETT	Porsche Boxster S	1:45.336	10	11	7.377	0.030	83.16
23	10	2	10 Julian MORRIS	Porsche Boxster S	1:45.499	9	11	7.540	0.163	83.03
24	62	1	14 Neil DELARGY	Porsche 997	1:45.726	2	4	7.767	0.227	82.85
25	24*	2	11 Carl HAZELTON	Porsche Boxster S	1:47.097	10	10	9.138	1.371	81.79
26	15*	2	12 Shiraz KHAN	Porsche Boxster S	1:47.199	5	8	9.240	0.102	81.71
27	5	2	13 Brian RICHARDSON	Porsche Boxster S	1:54.259	7	8	16.300	7.060	76.66
28	89*	1	15 Tom ATHERTON	Porsche Cayman	1:58.132	5	8	20.173	3.873	74.15

*Cars 11, 24 & 89 require working transponders - Regulation Q12.8.1 refers.

*Cars 15 & 44 - transponder working intermittently, please check position.

Weather / Track : Bright / Dry

These results are provisional until the conclusion of any judicial and technical matters.

Brands Hatch GP: 2.4332 miles

Date: 29/04/2023 Start: 09:01 Finish: 09:21

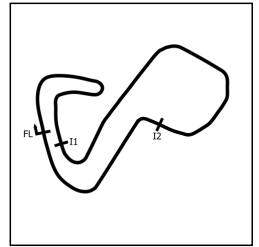
Clerk Of Course : Andy Stevens

Stewards :

Timekeeper : Nick Palmer

Porsche Club Championship with Pirelli

QUALIFYING - RACE 1 - SECTOR ANALYSIS



SECTOR 1 = FL to I1, SECTOR 2 = I1 to I2, SECTOR 3 = I2 to FL, DIFF = Difference To Personal Best Lap, P = Crossed Finish Line in Pit Lane, D = Time Disallowed

P1 77 1		Steve WOOD		Porsche 996			
IDEAL LAP TIME : 1:37.305		BEST LAP TIME : 1:37.305		DIFFERENCE : 0.000			
LAP	SECTOR 1	SECTOR 2	SECTOR 3	LAP TIME	MPH	DIFF	TIME OF DAY
1 -	OUTLAP	52.966	27.471	2:03.278	71.05	25.973	09:03:39.538
2 -	33.980	46.973	25.264	1:46.217	82.47	8.912	09:05:25.755
3 -	32.023	45.001	23.808	1:40.832	86.87	3.527	09:07:06.587
4 -	31.935	44.515	23.483	1:39.933	87.65	2.628	09:08:46.520
5 -	31.027	44.649	24.064	1:39.740	87.82	2.435	09:10:26.260
6 -	30.861	44.129	23.135	1:38.125 (3)	89.27	0.820	09:12:04.385
7 -	30.877	43.899	23.255	1:38.031 (2)	89.35	0.726	09:13:42.416
8 -	30.645	43.660	23.000	1:37.305 (1)	90.02		09:15:19.721

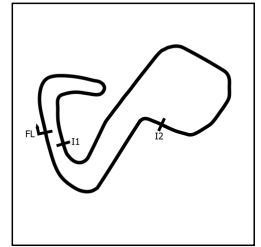
P2 80 1		Bill CALEY		Porsche Cayman			
IDEAL LAP TIME : 1:37.544		BEST LAP TIME : 1:37.634		DIFFERENCE : 0.090			
LAP	SECTOR 1	SECTOR 2	SECTOR 3	LAP TIME	MPH	DIFF	TIME OF DAY
1 -	OUTLAP	56.754	IN PIT	2:38.264 P	55.34	1:00.630	09:05:01.566
2 -	OUTLAP	58.854	25.089	2:02.974	71.23	25.340	09:07:04.540
3 -	31.729	48.624	26.154	1:46.507	82.24	8.873	09:08:51.047
4 -	30.886	44.016	23.390	1:38.292 (3)	89.12	0.658	09:10:29.339
5 -	30.724	44.067	24.932	1:39.723	87.84	2.089	09:12:09.062
6 -	30.657	43.643	23.659	1:37.959 (2)	89.42	0.325	09:13:47.021
7 -	32.345	46.602	IN PIT	2:40.470 P	54.58	1:02.836	09:16:27.491
8 -	OUTLAP	51.826	24.205	1:51.440	78.60	13.806	09:18:18.931
9 -	30.837	43.890	23.847	1:38.574	88.86	0.940	09:19:57.505
10 -	30.561	43.733	23.340	1:37.634 (1)	89.72		09:21:35.139

P3 2 1		Peter MORRIS		Porsche 997			
IDEAL LAP TIME : 1:37.827		BEST LAP TIME : 1:38.106		DIFFERENCE : 0.279			
LAP	SECTOR 1	SECTOR 2	SECTOR 3	LAP TIME	MPH	DIFF	TIME OF DAY
1 -	OUTLAP	52.346	26.900	1:59.305	73.42	21.199	09:03:45.995
2 -	31.986	44.898	24.400	1:41.284	86.48	3.178	09:05:27.279
3 -	30.938	44.825	23.887	1:39.650	87.90	1.544	09:07:06.929
4 -	32.194	44.627	23.624	1:40.445	87.21	2.339	09:08:47.374
5 -	30.669	44.641	23.990	1:39.300	88.21	1.194	09:10:26.674
6 -	31.006	44.218	23.563	1:38.787	88.67	0.681	09:12:05.461
7 -	30.641	43.973	23.512	1:38.126 (2)	89.27	0.020	09:13:43.587
8 -	32.204	45.904	IN PIT	2:47.894 P	52.17	1:09.788	09:16:31.481
9 -	OUTLAP	45.627	24.293	1:44.382	83.92	6.276	09:18:15.863
10 -	30.812	43.674	23.620	1:38.106 (1)	89.28		09:19:53.969
11 -	31.146	43.814	23.657	1:38.617 (3)	88.82	0.511	09:21:32.586

P4 14 1		Mark MCALEER		Porsche 997			
IDEAL LAP TIME : 1:38.184		BEST LAP TIME : 1:38.346		DIFFERENCE : 0.162			
LAP	SECTOR 1	SECTOR 2	SECTOR 3	LAP TIME	MPH	DIFF	TIME OF DAY
1 -	OUTLAP	53.610	28.178	2:04.309	70.46	25.963	09:03:46.663
2 -	34.966	48.256	24.490	1:47.712	81.32	9.366	09:05:34.375
3 -	31.800	45.230	23.644	1:40.674	87.01	2.328	09:07:15.049
4 -	31.064	45.197	23.534	1:39.795	87.77	1.449	09:08:54.844
5 -	30.569	44.325	23.452	1:38.346 (1)	89.07		09:10:33.190
6 -	30.664	45.205	23.878	1:39.747 (3)	87.82	1.401	09:12:12.937
7 -	30.798	44.416	23.290	1:38.504 (2)	88.92	0.158	09:13:51.441
8 -	30.734	45.178	IN PIT	3:14.249 P	45.09	1:35.903	09:17:05.690
9 -	OUTLAP	45.734	24.959	1:48.361	80.83	10.015	09:18:54.051
10 -	31.100	50.073	26.234	1:47.407	81.55	9.061	09:20:41.458
11 -	31.921	46.670	23.966	1:42.557	85.41	4.211	09:22:24.015

Porsche Club Championship with Pirelli

QUALIFYING - RACE 1 - SECTOR ANALYSIS



SECTOR 1 = FL to I1, SECTOR 2 = I1 to I2, SECTOR 3 = I2 to FL, DIFF = Difference To Personal Best Lap, P = Crossed Finish Line in Pit Lane, D = Time Disallowed

P5 11 1		James CALEY		Porsche 997			
IDEAL LAP TIME :		BEST LAP TIME : 1:38.955		DIFFERENCE :			
LAP	SECTOR 1	SECTOR 2	SECTOR 3	LAP TIME	MPH	DIFF	TIME OF DAY
1 -				1:46.882	81.95	7.927	09:06:32.075
2 -				1:39.957	87.63	1.002	09:08:12.032
3 -				1:39.461 (3)	88.07	0.506	09:09:51.493
4 -				1:38.955 (1)	88.52		09:11:30.448
5 -				2:09.210	67.79	30.255	09:13:39.658
6 -				1:48.438	80.78	9.483	09:15:28.096
7 -				1:39.574	87.97	0.619	09:17:07.670
8 -				1:51.572	78.51	12.617	09:18:59.242
9 -				1:41.654	86.17	2.699	09:20:40.896
10 -				1:39.146 (2)	88.35	0.191	09:22:20.042

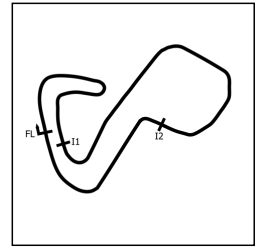
P6 9 1		Chris DYER		Porsche Cayman			
IDEAL LAP TIME : 1:38.843		BEST LAP TIME : 1:38.974		DIFFERENCE : 0.131			
LAP	SECTOR 1	SECTOR 2	SECTOR 3	LAP TIME	MPH	DIFF	TIME OF DAY
1 -	OUTLAP	56.177	26.923	2:07.144	68.89	28.170	09:04:21.366
2 -	32.871	47.634	25.319	1:45.824	82.77	6.850	09:06:07.190
3 -	31.392	45.512	24.340	1:41.244	86.52	2.270	09:07:48.434
4 -	31.235	44.982	24.536	1:40.753	86.94	1.779	09:09:29.187
5 -	31.207	44.576	23.741	1:39.524 (3)	88.01	0.550	09:11:08.711
6 -	30.858	44.306	23.810	1:38.974 (1)	88.50		09:12:47.685
7 -	30.796	44.595	23.811	1:39.202 (2)	88.30	0.228	09:14:26.887
8 -	31.129	45.159	25.038	1:41.326	86.45	2.352	09:16:08.213
9 -	31.410	44.807	IN PIT	3:27.544 P	42.20	1:48.570	09:19:35.757
10 -	OUTLAP	45.377	24.365	1:45.289	83.19	6.315	09:21:21.046
11 -	31.198	45.399	24.137	1:40.734	86.96	1.760	09:23:01.780

P7 16 1		Kevin HARRISON		Porsche 996			
IDEAL LAP TIME : 1:39.494		BEST LAP TIME : 1:39.559		DIFFERENCE : 0.065			
LAP	SECTOR 1	SECTOR 2	SECTOR 3	LAP TIME	MPH	DIFF	TIME OF DAY
1 -	OUTLAP	50.060	26.197	1:57.390	74.62	17.831	09:03:35.322
2 -	32.775	46.603	24.859	1:44.237	84.03	4.678	09:05:19.559
3 -	31.673	46.205	24.385	1:42.263	85.65	2.704	09:07:01.822
4 -	33.513	45.809	24.469	1:43.791	84.39	4.232	09:08:45.613
5 -	31.471	46.219	23.976	1:41.666	86.16	2.107	09:10:27.279
6 -	30.819	44.809	23.931	1:39.559 (1)	87.98		09:12:06.838
7 -	30.770	45.327	23.915	1:40.012 (3)	87.58	0.453	09:13:46.850
8 -	30.886	44.913	24.628	1:40.427	87.22	0.868	09:15:27.277
9 -	30.844	44.846	24.134	1:39.824 (2)	87.75	0.265	09:17:07.101
10 -	34.069	47.402	25.160	1:46.631	82.15	7.072	09:18:53.732
11 -	30.774	45.496	29.409	1:45.679	82.89	6.120	09:20:39.411
12 -	31.198	48.476	27.239	1:46.913	81.93	7.354	09:22:26.324

P8 17 1		Andrew MUGGERIDGE		Porsche 996			
IDEAL LAP TIME : 1:39.249		BEST LAP TIME : 1:39.606		DIFFERENCE : 0.357			
LAP	SECTOR 1	SECTOR 2	SECTOR 3	LAP TIME	MPH	DIFF	TIME OF DAY
1 -	OUTLAP	53.874	26.360	2:00.770	72.53	21.164	09:03:49.836
2 -	35.170	48.370	24.882	1:48.422	80.79	8.816	09:05:38.258
3 -	32.299	48.024	24.449	1:44.772	83.60	5.166	09:07:23.030
4 -	32.440	46.219	24.552	1:43.211	84.87	3.605	09:09:06.241
5 -	31.607	45.224	23.903	1:40.734	86.96	1.128	09:10:46.975
6 -	31.118	44.620	23.868	1:39.606 (1)	87.94		09:12:26.581
7 -	31.331	45.032	23.957	1:40.320	87.31	0.714	09:14:06.901
8 -	31.271	45.139	23.724	1:40.134	87.48	0.528	09:15:47.035
9 -	30.905	45.292	23.753	1:39.950 (3)	87.64	0.344	09:17:26.985
10 -	30.938	44.951	23.829	1:39.718 (2)	87.84	0.112	09:19:06.703

Porsche Club Championship with Pirelli

QUALIFYING - RACE 1 - SECTOR ANALYSIS



SECTOR 1 = FL to I1, SECTOR 2 = I1 to I2, SECTOR 3 = I2 to FL, DIFF = Difference To Personal Best Lap, P = Crossed Finish Line in Pit Lane, D = Time Disallowed

P9 74 1		Jim BRYAN		Porsche 996			
IDEAL LAP TIME : 1:40.004		BEST LAP TIME : 1:40.139		DIFFERENCE : 0.135			
LAP	SECTOR 1	SECTOR 2	SECTOR 3	LAP TIME	MPH	DIFF	TIME OF DAY
1 -	OUTLAP	54.654	28.449	2:03.985	70.65	23.846	09:03:52.139
2 -	35.664	49.271	25.754	1:50.689	79.13	10.550	09:05:42.828
3 -	33.885	47.738	25.095	1:46.718	82.08	6.579	09:07:29.546
4 -	33.654	46.910	24.714	1:45.278	83.20	5.139	09:09:14.824
5 -	32.554	48.090	24.301	1:44.945	83.47	4.806	09:10:59.769
6 -	32.524	46.178	24.297	1:42.999	85.04	2.860	09:12:42.768
7 -	32.547	46.152	24.175	1:42.874	85.15	2.735	09:14:25.642
8 -	31.584	45.642	24.833	1:42.059	85.83	1.920	09:16:07.701
9 -	31.373	45.012	23.754	1:40.139 (1)	87.47		09:17:47.840
10 -	31.655	45.793	23.983	1:41.431	86.36	1.292	09:19:29.271
11 -	31.238	45.628	24.177	1:41.043 (3)	86.69	0.904	09:21:10.314
12 -	31.393	45.313	23.784	1:40.490 (2)	87.17	0.351	09:22:50.804

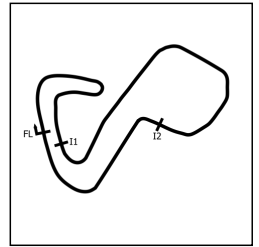
P10 44 2		Andrew PORTER		Porsche Boxster S			
IDEAL LAP TIME : 1:40.528		BEST LAP TIME : 1:40.556		DIFFERENCE : 0.028			
LAP	SECTOR 1	SECTOR 2	SECTOR 3	LAP TIME	MPH	DIFF	TIME OF DAY
1 -				1:48.248	80.92	7.692	09:05:56.405
2 -				1:48.768	80.53	8.212	09:07:45.173
3 -	32.579	46.511	24.940	1:44.030	84.20	3.474	09:09:29.203
4 -	32.069	45.938	24.375	1:42.382	85.56	1.826	09:11:11.585
5 -	32.134	47.312	24.987	1:44.433	83.88	3.877	09:12:56.018
6 -	31.700	46.205	24.494	1:42.399	85.54	1.843	09:14:38.417
7 -	31.955	45.574	24.309	1:41.838	86.01	1.282	09:16:20.255
8 -	31.877	45.552	24.086	1:41.515 (3)	86.29	0.959	09:18:01.770
9 -	31.809	45.472	24.037	1:41.318 (2)	86.45	0.762	09:19:43.088
10 -	31.703	45.620	24.196	1:41.519	86.28	0.963	09:21:24.607
11 -	31.728	44.970	23.858	1:40.556 (1)	87.11		09:23:05.163

P11 1 2		Colin TESTER		Porsche Boxster S			
IDEAL LAP TIME : 1:40.360		BEST LAP TIME : 1:40.634		DIFFERENCE : 0.274			
LAP	SECTOR 1	SECTOR 2	SECTOR 3	LAP TIME	MPH	DIFF	TIME OF DAY
1 -	OUTLAP	59.840	31.015	2:19.097	62.97	38.463	09:04:58.847
2 -	34.165	51.179	25.742	1:51.086	78.85	10.452	09:06:49.933
3 -	32.956	46.594	25.221	1:44.771	83.60	4.137	09:08:34.704
4 -	32.315	45.876	24.985	1:43.176	84.90	2.542	09:10:17.880
5 -	31.854	56.357	25.647	1:53.858	76.93	13.224	09:12:11.738
6 -	32.136	45.111	24.412	1:41.659 (3)	86.16	1.025	09:13:53.397
7 -	31.241	44.962	24.459	1:40.662 (2)	87.02	0.028	09:15:34.059
8 -	35.376	50.048	26.004	1:51.428	78.61	10.794	09:17:25.487
9 -	31.515	44.820	24.299	1:40.634 (1)	87.04		09:19:06.121

P12 22 1		Peter EVANS		Porsche 996			
IDEAL LAP TIME : 1:40.512		BEST LAP TIME : 1:40.696		DIFFERENCE : 0.184			
LAP	SECTOR 1	SECTOR 2	SECTOR 3	LAP TIME	MPH	DIFF	TIME OF DAY
1 -	OUTLAP	57.167	28.581	2:09.107	67.84	28.411	09:03:46.193
2 -	34.968	50.445	25.668	1:51.081	78.85	10.385	09:05:37.274
3 -	32.798	47.742	25.050	1:45.590	82.96	4.894	09:07:22.864
4 -	32.174	47.525	24.850	1:44.549	83.78	3.853	09:09:07.413
5 -	32.699	46.587	24.918	1:44.204	84.06	3.508	09:10:51.617
6 -	31.983	46.752	24.768	1:43.503	84.63	2.807	09:12:35.120
7 -	31.993	46.062	25.316	1:43.371	84.74	2.675	09:14:18.491
8 -	31.570	46.087	24.312	1:41.969	85.90	1.273	09:16:00.460
9 -	31.874	45.566	24.359	1:41.799	86.05	1.103	09:17:42.259
10 -	31.497	45.547	24.352	1:41.396 (3)	86.39	0.700	09:19:23.655
11 -	31.345	45.149	24.202	1:40.696 (1)	86.99		09:21:04.351
12 -	31.161	45.345	24.294	1:40.800 (2)	86.90	0.104	09:22:45.151

Porsche Club Championship with Pirelli

QUALIFYING - RACE 1 - SECTOR ANALYSIS



SECTOR 1 = FL to I1, SECTOR 2 = I1 to I2, SECTOR 3 = I2 to FL, DIFF = Difference To Personal Best Lap, P = Crossed Finish Line in Pit Lane, D = Time Disallowed

P13 62 1		Neil DELARGY		Porsche 997			
IDEAL LAP TIME : 1:41.767		BEST LAP TIME : 1:41.767		DIFFERENCE : 0.000			
LAP	SECTOR 1	SECTOR 2	SECTOR 3	LAP TIME	MPH	DIFF	TIME OF DAY
1 -	OUTLAP	52.985	26.833	2:01.368	72.17	19.601	09:04:28.898
2 -	33.686	47.171	24.869	1:45.726 (2)	82.85	3.959	09:06:14.624
3 -	32.196	48.896	25.191	1:46.283 (3)	82.41	4.516	09:08:00.907
4 -	31.888	45.802	24.077	1:41.767 (1)	86.07		09:09:42.674

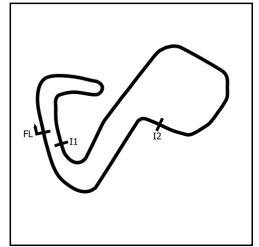
P14 88 2		Paul SIMPSON		Porsche Boxster S			
IDEAL LAP TIME : 1:41.507		BEST LAP TIME : 1:42.030		DIFFERENCE : 0.523			
LAP	SECTOR 1	SECTOR 2	SECTOR 3	LAP TIME	MPH	DIFF	TIME OF DAY
1 -	34.498	48.163	25.816	1:48.477	80.75	6.447	09:06:34.581
2 -	32.480	47.419	24.869	1:44.768	83.61	2.738	09:08:19.349
3 -	32.288	46.515	25.183	1:43.986	84.24	1.956	09:10:03.335
4 -	31.881	45.693	24.456	1:42.030 (1)	85.85		09:11:45.365
5 -	31.592	46.207	25.007	1:42.806 (3)	85.20	0.776	09:13:28.171
6 -	35.078	53.500	25.975	1:54.553	76.46	12.523	09:15:22.724
7 -	31.695	45.459	25.185	1:42.339 (2)	85.59	0.309	09:17:05.063
8 -	34.610	52.069	25.639	1:52.318	77.99	10.288	09:18:57.381
9 -	32.075	47.393	25.300	1:44.768	83.61	2.738	09:20:42.149
10 -	31.695	46.457	24.778	1:42.930	85.10	0.900	09:22:25.079

P15 4 1		Andy TOON		Porsche Cayman			
IDEAL LAP TIME : 1:41.877		BEST LAP TIME : 1:42.083		DIFFERENCE : 0.206			
LAP	SECTOR 1	SECTOR 2	SECTOR 3	LAP TIME	MPH	DIFF	TIME OF DAY
1 -	OUTLAP		IN PIT	3:44.631 P	38.99	2:02.548	09:06:02.261
2 -	OUTLAP	50.585	25.719	1:56.705	75.05	14.622	09:07:58.966
3 -	33.582	48.426	24.939	1:46.947	81.90	4.864	09:09:45.913
4 -	32.701	46.628	24.222	1:43.551 (3)	84.59	1.468	09:11:29.464
5 -	33.436	46.979	24.703	1:45.118	83.33	3.035	09:13:14.582
6 -	32.796	46.782	24.723	1:44.301	83.98	2.218	09:14:58.883
7 -	32.273	46.235	24.491	1:42.999 (2)	85.04	0.916	09:16:41.882
8 -	31.887	45.768	24.428	1:42.083 (1)	85.81		09:18:23.965

P16 3 2		Ross MORRIS		Porsche Boxster S			
IDEAL LAP TIME : 1:42.119		BEST LAP TIME : 1:42.131		DIFFERENCE : 0.012			
LAP	SECTOR 1	SECTOR 2	SECTOR 3	LAP TIME	MPH	DIFF	TIME OF DAY
1 -	OUTLAP	57.436	28.115	2:11.091	66.82	28.960	09:04:07.764
2 -	34.406	48.407	25.698	1:48.511	80.72	6.380	09:05:56.275
3 -	33.617	48.277	26.026	1:47.920	81.16	5.789	09:07:44.195
4 -	32.368	46.903	24.932	1:44.203	84.06	2.072	09:09:28.398
5 -	34.416	47.515	IN PIT	2:52.907 P	50.66	1:10.776	09:12:21.305
6 -	OUTLAP	47.228	25.056	1:49.929	79.68	7.798	09:14:11.234
7 -	32.385	46.307	24.702	1:43.394	84.72	1.263	09:15:54.628
8 -	32.047	46.787	24.630	1:43.464	84.66	1.333	09:17:38.092
9 -	32.268	45.977	24.512	1:42.757 (2)	85.24	0.626	09:19:20.849
10 -	31.899	45.716	24.516	1:42.131 (1)	85.77		09:21:02.980
11 -	32.073	46.420	24.504	1:42.997 (3)	85.04	0.866	09:22:45.977

Porsche Club Championship with Pirelli

QUALIFYING - RACE 1 - SECTOR ANALYSIS



SECTOR 1 = FL to I1, SECTOR 2 = I1 to I2, SECTOR 3 = I2 to FL, DIFF = Difference To Personal Best Lap, P = Crossed Finish Line in Pit Lane, D = Time Disallowed

P17 7 2		Christian WALKER		Porsche Boxster S			
IDEAL LAP TIME : 1:41.711		BEST LAP TIME : 1:42.360		DIFFERENCE : 0.649			
LAP	SECTOR 1	SECTOR 2	SECTOR 3	LAP TIME	MPH	DIFF	TIME OF DAY
1 -	OUTLAP	53.964	27.566	2:03.295	71.04	20.935	09:03:48.729
2 -	35.998	50.716	26.125	1:52.839	77.63	10.479	09:05:41.568
3 -	33.189	46.700	24.840	1:44.729	83.64	2.369	09:07:26.297
4 -	31.978	46.923	24.880	1:43.781	84.40	1.421	09:09:10.078
5 -	32.057	46.536	24.361	1:42.954	85.08	0.594	09:10:53.032
6 -	31.878	45.919	24.563	1:42.360 (1)	85.57		09:12:35.392
7 -	32.117	45.964	24.706	1:42.787 (3)	85.22	0.427	09:14:18.179
8 -	34.814	46.398	24.729	1:45.941	82.68	3.581	09:16:04.120
9 -	33.001	45.683	24.518	1:43.202	84.88	0.842	09:17:47.322
10 -	32.858	45.472	24.448	1:42.778 (2)	85.23	0.418	09:19:30.100
11 -	34.326	46.015	24.418	1:44.759	83.61	2.399	09:21:14.859
12 -	36.075	52.568	26.049	1:54.692	76.37	12.332	09:23:09.551

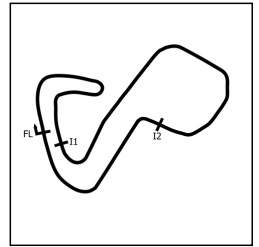
P18 45 1		Paul SEAGRAVE		Porsche996			
IDEAL LAP TIME : 1:42.664		BEST LAP TIME : 1:42.881		DIFFERENCE : 0.217			
LAP	SECTOR 1	SECTOR 2	SECTOR 3	LAP TIME	MPH	DIFF	TIME OF DAY
1 -	OUTLAP	53.437	27.957	2:03.862	70.72	20.981	09:03:47.576
2 -	35.362	49.142	25.591	1:50.095	79.56	7.214	09:05:37.671
3 -	34.009	47.841	25.438	1:47.288	81.64	4.407	09:07:24.959
4 -	32.619	47.316	25.778	1:45.713	82.86	2.832	09:09:10.672
5 -	32.881	47.269	24.802	1:44.952	83.46	2.071	09:10:55.624
6 -	32.560	47.040	24.786	1:44.386	83.91	1.505	09:12:40.010
7 -	32.172	46.680	24.548	1:43.400 (3)	84.71	0.519	09:14:23.410
8 -	32.608	46.619	25.877	1:45.104	83.34	2.223	09:16:08.514
9 -	32.394	46.793	24.733	1:43.920	84.29	1.039	09:17:52.434
10 -	32.290	46.281	24.767	1:43.338 (2)	84.76	0.457	09:19:35.772
11 -	32.389	46.023	24.469	1:42.881 (1)	85.14		09:21:18.653
12 -	32.319	46.346	25.201	1:43.866	84.33	0.985	09:23:02.519

P19 69 2		Oliver CHATHAM		Porsche Boxster S			
IDEAL LAP TIME : 1:43.018		BEST LAP TIME : 1:43.189		DIFFERENCE : 0.171			
LAP	SECTOR 1	SECTOR 2	SECTOR 3	LAP TIME	MPH	DIFF	TIME OF DAY
1 -	OUTLAP	55.945	28.844	2:18.874	63.07	35.685	09:04:11.438
2 -	37.501	51.240	26.805	1:55.546	75.81	12.357	09:06:06.984
3 -	34.513	47.995	25.186	1:47.694	81.34	4.505	09:07:54.678
4 -	33.204	46.924	26.365	1:46.493	82.25	3.304	09:09:41.171
5 -	34.701	53.359	25.751	1:53.811	76.96	10.622	09:11:34.982
6 -	32.633	46.496	24.748	1:43.877 (3)	84.32	0.688	09:13:18.859
7 -	32.853	47.442	25.700	1:45.995	82.64	2.806	09:15:04.854
8 -	32.901	46.058	24.583	1:43.542 (2)	84.60	0.353	09:16:48.396
9 -	32.553	1:04.108	24.970	2:01.631	72.01	18.442	09:18:50.027
10 -	32.570	47.099	26.616	1:46.285	82.41	3.096	09:20:36.312
11 -	32.377	46.151	24.661	1:43.189 (1)	84.89		09:22:19.501

P20 8 2		Harry RICE		Porsche Boxster S			
IDEAL LAP TIME : 1:43.328		BEST LAP TIME : 1:43.375		DIFFERENCE : 0.047			
LAP	SECTOR 1	SECTOR 2	SECTOR 3	LAP TIME	MPH	DIFF	TIME OF DAY
1 -	OUTLAP	1:05.600	31.376	2:20.177	62.49	36.802	09:04:45.962
2 -	35.856	51.702	26.303	1:53.861	76.93	10.486	09:06:39.823
3 -	33.937	48.389	25.624	1:47.950	81.14	4.575	09:08:27.773
4 -	32.981	50.685	25.279	1:48.945	80.40	5.570	09:10:16.718
5 -	32.937	47.262	25.282	1:45.481	83.04	2.106	09:12:02.199
6 -	32.854	49.087	24.950	1:46.891	81.95	3.516	09:13:49.090
7 -	32.688	46.362	25.357	1:44.407	83.90	1.032	09:15:33.497
8 -	32.634	46.539	25.030	1:44.203 (3)	84.06	0.828	09:17:17.700
9 -	32.389	46.472	24.900	1:43.761 (2)	84.42	0.386	09:19:01.461
10 -	32.422	47.894	24.881	1:45.197	83.27	1.822	09:20:46.658
11 -	32.436	46.094	24.845	1:43.375 (1)	84.73		09:22:30.033

Porsche Club Championship with Pirelli

QUALIFYING - RACE 1 - SECTOR ANALYSIS



SECTOR 1 = FL to I1, SECTOR 2 = I1 to I2, SECTOR 3 = I2 to FL, DIFF = Difference To Personal Best Lap, P = Crossed Finish Line in Pit Lane, D = Time Disallowed

P21 70 2		Angus ARCHER		Porsche Boxster S			
IDEAL LAP TIME : 1:43.560		BEST LAP TIME : 1:43.831		DIFFERENCE : 0.271			
LAP	SECTOR 1	SECTOR 2	SECTOR 3	LAP TIME	MPH	DIFF	TIME OF DAY
1 -	OUTLAP	57.282	29.638	2:11.027	66.85	27.196	09:04:23.394
2 -	35.963	51.432	26.484	1:53.879	76.92	10.048	09:06:17.273
3 -	33.824	48.283	25.670	1:47.777	81.27	3.946	09:08:05.050
4 -	33.178	47.820	27.536	1:48.534	80.71	4.703	09:09:53.584
5 -	32.713	47.485	25.197	1:45.395	83.11	1.564	09:11:38.979
6 -	32.544	46.990	25.087	1:44.621	83.72	0.790	09:13:23.600
7 -	32.503	46.635	25.295	1:44.433 (3)	83.88	0.602	09:15:08.033
8 -	33.342	48.555	26.797	1:48.694	80.59	4.863	09:16:56.727
9 -	32.753	50.297	25.424	1:48.474	80.75	4.643	09:18:45.201
10 -	32.544	46.652	24.963	1:44.159 (2)	84.10	0.328	09:20:29.360
11 -	32.774	46.335	24.722	1:43.831 (1)	84.36		09:22:13.191

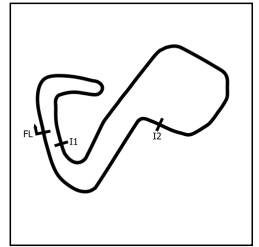
P22 15 2		Shiraz KHAN		Porsche Boxster S			
IDEAL LAP TIME : 1:44.859		BEST LAP TIME : 1:44.859		DIFFERENCE : 0.000			
LAP	SECTOR 1	SECTOR 2	SECTOR 3	LAP TIME	MPH	DIFF	TIME OF DAY
1 -	38.149	50.984	26.661	1:55.794	75.65	10.935	09:06:46.177
2 -	34.928	51.224	26.412	1:52.564	77.82	7.705	09:08:38.741
3 -	33.935	49.008	27.849	1:50.792	79.06	5.933	09:10:29.533
4 -	33.987	48.247	25.959	1:48.193	80.96	3.334	09:12:17.726
5 -	33.397	47.870	25.932	1:47.199 (2)	81.71	2.340	09:14:04.925
6 -		50.999	25.911	4:39.503	31.34	2:54.644	09:18:44.428
7 -	33.090	49.306	25.402	1:47.798 (3)	81.26	2.939	09:20:32.226
8 -	32.783	46.755	25.321	1:44.859 (1)	83.53		09:22:17.085

P23 10 2		Julian MORRIS		Porsche Boxster S			
IDEAL LAP TIME : 1:44.810		BEST LAP TIME : 1:44.975		DIFFERENCE : 0.165			
LAP	SECTOR 1	SECTOR 2	SECTOR 3	LAP TIME	MPH	DIFF	TIME OF DAY
1 -	OUTLAP	59.889	29.142	2:16.762	64.05	31.787	09:04:10.574
2 -	38.021	53.016	27.418	1:58.455	73.95	13.480	09:06:09.029
3 -	35.233	51.159	27.065	1:53.457	77.20	8.482	09:08:02.486
4 -	34.275	48.942	25.504	1:48.721	80.57	3.746	09:09:51.207
5 -	34.113	49.278	25.356	1:48.747	80.55	3.772	09:11:39.954
6 -	33.105	48.191	25.225	1:46.521	82.23	1.546	09:13:26.475
7 -	32.982	47.373	25.150	1:45.505 (3)	83.02	0.530	09:15:11.980
8 -	32.876	49.216	25.912	1:48.004	81.10	3.029	09:16:59.984
9 -	32.922	47.682	24.895	1:45.499 (2)	83.03	0.524	09:18:45.483
10 -	32.680	47.538	24.757	1:44.975 (1)	83.44		09:20:30.458
11 -	32.940	47.809	24.900	1:45.649	82.91	0.674	09:22:16.107

P24 64 1		Vince BLACKER		Porsche Cayman			
IDEAL LAP TIME : 1:44.610		BEST LAP TIME : 1:45.114		DIFFERENCE : 0.504			
LAP	SECTOR 1	SECTOR 2	SECTOR 3	LAP TIME	MPH	DIFF	TIME OF DAY
1 -	OUTLAP	57.773	28.610	2:12.325	66.19	27.211	09:04:15.701
2 -	37.416	54.015	26.988	1:58.419	73.97	13.305	09:06:14.120
3 -	36.046	52.016	26.026	1:54.088	76.78	8.974	09:08:08.208
4 -	33.897	48.385	25.454	1:47.736	81.30	2.622	09:09:55.944
5 -	33.099	48.008	25.155	1:46.262	82.43	1.148	09:11:42.206
6 -	32.962	47.677	26.213	1:46.852	81.98	1.738	09:13:29.058
7 -	32.682	47.214	25.410	1:45.306 (2)	83.18	0.192	09:15:14.364
8 -	32.322	48.633	25.449	1:46.404	82.32	1.290	09:17:00.768
9 -	34.064	48.440	25.279	1:47.783	81.27	2.669	09:18:48.551
10 -	32.738	47.302	25.074	1:45.114 (1)	83.33		09:20:33.665
11 -	32.744	47.580	25.169	1:45.493 (3)	83.03	0.379	09:22:19.158

Porsche Club Championship with Pirelli

QUALIFYING - RACE 1 - SECTOR ANALYSIS



SECTOR 1 = FL to I1, SECTOR 2 = I1 to I2, SECTOR 3 = I2 to FL, DIFF = Difference To Personal Best Lap, P = Crossed Finish Line in Pit Lane, D = Time Disallowed

P25 52 2		Darren LABBETT		Porsche Boxster S			
IDEAL LAP TIME : 1:44.132		BEST LAP TIME : 1:45.260		DIFFERENCE : 1.128			
LAP	SECTOR 1	SECTOR 2	SECTOR 3	LAP TIME	MPH	DIFF	TIME OF DAY
1 -	OUTLAP	56.312	28.706	2:08.615	68.10	23.355	09:04:09.217
2 -	35.363	49.926	26.412	1:51.701	78.42	6.441	09:06:00.918
3 -	34.423	49.666	26.287	1:50.376	79.36	5.116	09:07:51.294
4 -	34.053	49.046	26.384	1:49.483	80.01	4.223	09:09:40.777
5 -	33.399	49.058	25.825	1:48.282	80.89	3.022	09:11:29.059
6 -	33.490	48.297	25.160	1:46.947	81.90	1.687	09:13:16.006
7 -	32.138	48.257	25.265	1:45.660	82.90	0.400	09:15:01.666
8 -	32.351	47.305	25.604	1:45.260 (1)	83.22		09:16:46.926
9 -	32.688	47.558	25.478	1:45.724	82.85	0.464	09:18:32.650
10 -	32.718	47.067	25.551	1:45.336 (2)	83.16	0.076	09:20:17.986
11 -	32.673	46.834	25.861	1:45.368 (3)	83.13	0.108	09:22:03.354

P26 24 2		Carl HAZELTON		Porsche Boxster S			
IDEAL LAP TIME :		BEST LAP TIME : 1:46.472		DIFFERENCE :			
LAP	SECTOR 1	SECTOR 2	SECTOR 3	LAP TIME	MPH	DIFF	TIME OF DAY
1 -				1:56.949	74.90	10.477	09:05:56.744
2 -				1:52.265	78.02	5.793	09:07:49.009
3 -				1:50.846	79.02	4.374	09:09:39.855
4 -				1:48.936	80.41	2.464	09:11:28.791
5 -				1:49.820	79.76	3.348	09:13:18.611
6 -				1:48.711	80.57	2.239	09:15:07.322
7 -				1:47.276 (3)	81.65	0.804	09:16:54.598
8 -				1:47.517	81.47	1.045	09:18:42.115
9 -				1:46.472 (1)	82.27		09:20:28.587
10 -				1:47.097 (2)	81.79	0.625	09:22:15.684

P27 5 2		Brian RICHARDSON		Porsche Boxster S			
IDEAL LAP TIME : 1:52.414		BEST LAP TIME : 1:53.616		DIFFERENCE : 1.202			
LAP	SECTOR 1	SECTOR 2	SECTOR 3	LAP TIME	MPH	DIFF	TIME OF DAY
1 -	OUTLAP	1:09.164	33.146	2:30.245	58.30	36.629	09:04:50.176
2 -	41.990	58.972	30.160	2:11.122	66.80	17.506	09:07:01.298
3 -	40.700	56.602	28.864	2:06.166	69.43	12.550	09:09:07.464
4 -	39.435	56.020	29.745	2:05.200	69.96	11.584	09:11:12.664
5 -	37.956	53.460	27.784	1:59.200	73.48	5.584	09:13:11.864
6 -	35.456	51.513	27.525	1:54.494 (3)	76.50	0.878	09:15:06.358
7 -	36.319	51.073	26.867	1:54.259 (2)	76.66	0.643	09:17:00.617
8 -	36.239	50.633	26.744	1:53.616 (1)	77.10		09:18:54.233

P28 89 1		Tom ATHERTON		Porsche Cayman			
IDEAL LAP TIME :		BEST LAP TIME : 1:56.414		DIFFERENCE :			
LAP	SECTOR 1	SECTOR 2	SECTOR 3	LAP TIME	MPH	DIFF	TIME OF DAY
1 -				2:07.718	68.58	11.304	09:06:55.606
2 -				2:05.030	70.06	8.616	09:09:00.636
3 -				2:04.280	70.48	7.866	09:11:04.916
4 -				1:58.927 (3)	73.65	2.513	09:13:03.843
5 -				1:58.132 (2)	74.15	1.718	09:15:01.975
6 -				2:06.200	69.41	9.786	09:17:08.175
7 -				1:56.414 (1)	75.24		09:19:04.589
8 -			<i>IN PIT</i>	1:42.070 P	85.82		09:20:46.659

Porsche Club Championship with Pirelli

QUALIFYING - RACE 1 - BEST SECTORS

SECTOR 1			SECTOR 2			SECTOR 3			IDEAL / BEST COMPARISON						
POS	NO	NAME	TIME	NO	NAME	TIME	NO	NAME	TIME	POS	NO	NAME	IDEAL	BEST	DIFF
													PERFECT LAP	1:37.204	
1	80	CALEY	30.561	80	CALEY	43.643	77	WOOD	23.000	1	77	WOOD	1:37.305	1:37.305	0.000
2	14	MCALFEER	30.569	77	WOOD	43.660	14	MCALFEER	23.290	2	80	CALEY	1:37.544	1:37.634	0.090
3	2	MORRIS	30.641	2	MORRIS	43.674	80	CALEY	23.340	3	2	MORRIS	1:37.827	1:38.106	0.279
4	77	WOOD	30.645	9	DYER	44.306	2	MORRIS	23.512	4	14	MCALFEER	1:38.184	1:38.346	0.162
5	16	HARRISON	30.770	14	MCALFEER	44.325	17	MUGGERIDGE	23.724	5	9	DYER	1:38.843	1:38.974	0.131
6	9	DYER	30.796	17	MUGGERIDGE	44.620	9	DYER	23.741	6	17	MUGGERIDGE	1:39.249	1:39.606	0.357
7	17	MUGGERIDGE	30.905	16	HARRISON	44.809	74	BRYAN	23.754	7	16	HARRISON	1:39.494	1:39.559	0.065
8	22	EVANS	31.161	1	TESTER	44.820	44	PORTER	23.858	8	74	BRYAN	1:40.004	1:40.139	0.135
9	74	BRYAN	31.238	44	PORTER	44.970	16	HARRISON	23.915	9	1	TESTER	1:40.360	1:40.634	0.274
10	1	TESTER	31.241	74	BRYAN	45.012	62	DELARGY	24.077	10	22	EVANS	1:40.512	1:40.696	0.184
11	88	SIMPSON	31.592	22	EVANS	45.149	22	EVANS	24.202	11	44	PORTER	1:40.528	1:40.556	0.028
12	44	PORTER	31.700	88	SIMPSON	45.459	4	TOON	24.222	12	88	SIMPSON	1:41.507	1:42.030	0.523
13	7	WALKER	31.878	7	WALKER	45.472	1	TESTER	24.299	13	7	WALKER	1:41.711	1:42.360	0.649
14	4	TOON	31.887	3	MORRIS	45.716	7	WALKER	24.361	14	62	DELARGY	1:41.767	1:41.767	0.000
15	62	DELARGY	31.888	4	TOON	45.768	88	SIMPSON	24.456	15	4	TOON	1:41.877	1:42.083	0.206
16	3	MORRIS	31.899	62	DELARGY	45.802	45	SEAGRAVE	24.469	16	3	MORRIS	1:42.119	1:42.131	0.012
17	52	LABBETT	32.138	45	SEAGRAVE	46.023	3	MORRIS	24.504	17	45	SEAGRAVE	1:42.664	1:42.881	0.217
18	45	SEAGRAVE	32.172	69	CHATHAM	46.058	69	CHATHAM	24.583	18	69	CHATHAM	1:43.018	1:43.189	0.171
19	64	BLACKER	32.322	8	RICE	46.094	70	ARCHER	24.722	19	8	RICE	1:43.328	1:43.375	0.047
20	69	CHATHAM	32.377	70	ARCHER	46.335	10	MORRIS	24.757	20	70	ARCHER	1:43.560	1:43.831	0.271
21	8	RICE	32.389	15	KHAN	46.755	8	RICE	24.845	21	52	LABBETT	1:44.132	1:45.260	1.128
22	70	ARCHER	32.503	52	LABBETT	46.834	64	BLACKER	25.074	22	64	BLACKER	1:44.610	1:45.114	0.504
23	10	MORRIS	32.680	64	BLACKER	47.214	52	LABBETT	25.160	23	10	MORRIS	1:44.810	1:44.975	0.165
24	15	KHAN	32.783	10	MORRIS	47.373	15	KHAN	25.321	24	15	KHAN	1:44.859	1:44.859	0.000
25	5	RICHARDSON	35.037	5	RICHARDSON	50.633	5	RICHARDSON	26.744	25	5	RICHARDSON	1:52.414	1:53.616	1.202
26										26	24	HAZELTON		1:46.472	
27										27	89	ATHERTON		1:56.414	
28										28	11	CALEY		1:38.955	

Porsche Club Championship with Pirelli

QUALIFYING - RACE 1 - STATISTICS

Competitors Started 28
Planned Start 2023-04-29 @ 09:00:00.000
Actual Start 2023-04-29 @ 09:01:27.236
Finish Time 2023-04-29 @ 09:21:31.999
Track Length 2.4332mi.
Total Laps 284
Total Distance Covered 691.0542mi.

Session Fastest Lap History

NO	CL	NAME	LAP TIME	TIME OF DAY	LAP	VEHICLE
16	1	Kevin HARRISON	1:44.237	09:05:19.569	2	Porsche 996
2	1	Peter MORRIS	1:41.284	09:05:27.288	2	Porsche 997
77	1	Steve WOOD	1:40.832	09:07:06.610	3	Porsche 996
2	1	Peter MORRIS	1:39.650	09:07:06.939	3	Porsche 997
11	1	James CALEY	1:39.461	09:09:51.493	3	Porsche 997
2	1	Peter MORRIS	1:39.300	09:10:26.682	5	Porsche 997
80	1	Bill CALEY	1:38.292	09:10:29.359	4	Porsche Cayman
77	1	Steve WOOD	1:38.125	09:12:04.407	6	Porsche 996
77	1	Steve WOOD	1:38.031	09:13:42.439	7	Porsche 996
80	1	Bill CALEY	1:37.959	09:13:47.041	6	Porsche Cayman
77	1	Steve WOOD	1:37.305	09:15:19.744	8	Porsche 996

Flag History

TYPE	TIME OF DAY
GREEN	09:01:27.236
FINISH	09:21:31.999

Flag Statistics

TYPE	COUNT	TOTAL LAPS	TOTAL TIME
Green	1	12	23:07.395
Red	0	0	0.000
Safety Car	0	0	0.000
FCY	0	0	0.000

Porsche Club Championship with Pirelli

QUALIFYING - RACE 1 - STATISTICS

CLASS : 1

15 Starters

Fastest Lap History

NO	NAME	LAP TIME	TIME OF DAY	LAP	VEHICLE
16	Kevin HARRISON	1:44.237	09:05:19.569	2	Porsche 996
2	Peter MORRIS	1:41.284	09:05:27.288	2	Porsche 997
77	Steve WOOD	1:40.832	09:07:06.610	3	Porsche 996
2	Peter MORRIS	1:39.650	09:07:06.939	3	Porsche 997
11	James CALEY	1:39.461	09:09:51.493	3	Porsche 997
2	Peter MORRIS	1:39.300	09:10:26.682	5	Porsche 997
80	Bill CALEY	1:38.292	09:10:29.359	4	Porsche Cayman
77	Steve WOOD	1:38.125	09:12:04.407	6	Porsche 996
77	Steve WOOD	1:38.031	09:13:42.439	7	Porsche 996
80	Bill CALEY	1:37.959	09:13:47.041	6	Porsche Cayman
77	Steve WOOD	1:37.305	09:15:19.744	8	Porsche 996

Porsche Club Championship with Pirelli

QUALIFYING - RACE 1 - STATISTICS

CLASS : 2

13 Starters

Fastest Lap History

NO	NAME	LAP TIME	TIME OF DAY	LAP	VEHICLE
7	Christian WALKER	1:52.839	09:05:41.583	2	Porsche Boxster S
3	Ross MORRIS	1:48.511	09:05:56.285	2	Porsche Boxster S
44	Andrew PORTER	1:48.248	09:05:56.405	1	Porsche Boxster S
7	Christian WALKER	1:44.729	09:07:26.312	3	Porsche Boxster S
7	Christian WALKER	1:43.781	09:09:10.093	4	Porsche Boxster S
1	Colin TESTER	1:43.176	09:10:17.888	4	Porsche Boxster S
7	Christian WALKER	1:42.954	09:10:53.047	5	Porsche Boxster S
44	Andrew PORTER	1:42.382	09:11:11.600	4	Porsche Boxster S
88	Paul SIMPSON	1:42.030	09:11:45.369	4	Porsche Boxster S
1	Colin TESTER	1:41.659	09:13:53.404	6	Porsche Boxster S
1	Colin TESTER	1:40.662	09:15:34.066	7	Porsche Boxster S
1	Colin TESTER	1:40.634	09:19:06.128	9	Porsche Boxster S
44	Andrew PORTER	1:40.556	09:23:05.177	11	Porsche Boxster S

Porsche Club Championship with Pirelli

RACE 1 - GRID (25 minutes) - AMENDED

ROW 14		1:56.414 27 89 Tom ATHERTON	
ROW 13	25	1:46.472 24 Carl HAZELTON	26 1:53.616 5 Brian RICHARDSON
ROW 12		1:45.114 23 64 Vince BLACKER	24 1:45.260 52 Darren LABBETT
ROW 11	21	1:44.859 15 Shiraz KHAN	22 1:44.975 10 Julian MORRIS
ROW 10		1:43.375 19 8 Harry RICE	20 1:43.831 70 Angus ARCHER
ROW 9	17	1:42.881 45 Paul SEAGRAVE	18 1:43.189 69 Oliver CHATHAM
ROW 8		1:42.131 15 3 Ross MORRIS	16 1:42.360 7 Christian WALKER
ROW 7	13	1:42.030 88 Paul SIMPSON	14 1:42.083 4 Andy TOON
ROW 6		1:40.634 11 1 Colin TESTER	12 1:40.696 22 Peter EVANS
ROW 5	9	1:40.139 74 Jim BRYAN	10 1:40.556 44 Andrew PORTER
ROW 4		1:39.559 7 16 Kevin HARRISON	8 1:39.606 17 Andrew MUGGERIDGE
ROW 3	5	1:38.955 11 James CALEY	6 1:38.974 9 Chris DYER
ROW 2		1:38.106 3 2 Peter MORRIS	4 1:38.346 14 Mark MCALEER
ROW 1	1	1:37.305 77 Steve WOOD	2 1:37.634 80 Bill CALEY
		Pole	

Car 62 - Withdrawn.


Brands Hatch GP: 2.4332 miles

These results are provisional until the conclusion of any judicial and technical matters.

Clerk Of Course : Andy Stevens	Stewards :	Timekeeper : Nick Palmer
--------------------------------	------------	--------------------------

Porsche Club Championship with Pirelli

RACE 1 - GRID (25 minutes)

ROW 14	27	1:53.616	5 Brian RICHARDSON	28	1:56.414	89 Tom ATHERTON
ROW 13	25	1:45.260	52 Darren LABBETT	26	1:46.472	24 Carl HAZELTON
ROW 12	23	1:44.975	10 Julian MORRIS	24	1:45.114	64 Vince BLACKER
ROW 11	21	1:43.831	70 Angus ARCHER	22	1:44.859	15 Shiraz KHAN
ROW 10	19	1:43.189	69 Oliver CHATHAM	20	1:43.375	8 Harry RICE
ROW 9	17	1:42.360	7 Christian WALKER	18	1:42.881	45 Paul SEAGRAVE
ROW 8	15	1:42.083	4 Andy TOON	16	1:42.131	3 Ross MORRIS
ROW 7	13	1:41.767	62 Neil DELARGY	14	1:42.030	88 Paul SIMPSON
ROW 6	11	1:40.634	1 Colin TESTER	12	1:40.696	22 Peter EVANS
ROW 5	9	1:40.139	74 Jim BRYAN	10	1:40.556	44 Andrew PORTER
ROW 4	7	1:39.559	16 Kevin HARRISON	8	1:39.606	17 Andrew MUGGERIDGE
ROW 3	5	1:38.955	11 James CALEY	6	1:38.974	9 Chris DYER
ROW 2	3	1:38.106	2 Peter MORRIS	4	1:38.346	14 Mark MCALEER
ROW 1	1	1:37.305	77 Steve WOOD	2	1:37.634	80 Bill CALEY
Pole						
						

Brands Hatch GP: 2.4332 miles

These results are provisional until the conclusion of any judicial and technical matters.

Clerk Of Course : Andy Stevens

Stewards :

Timekeeper : Nick Palmer

Porsche Club Championship with Pirelli

RACE 5 - GRID (25 minutes)

ROW 14		27	1:58.132	89 Tom ATHERTON			
ROW 13	25	1:47.199	15 Shiraz KHAN	26	1:54.259	5 Brian RICHARDSON	
ROW 12		23	1:45.499	10 Julian MORRIS	24	1:47.097	24 Carl HAZELTON
ROW 11	21	1:45.306	64 Vince BLACKER	22	1:45.336	52 Darren LABBETT	
ROW 10		19	1:43.761	8 Harry RICE	20	1:44.159	70 Angus ARCHER
ROW 9	17	1:43.338	45 Paul SEAGRAVE	18	1:43.542	69 Oliver CHATHAM	
ROW 8		15	1:42.778	7 Christian WALKER	16	1:42.999	4 Andy TOON
ROW 7	13	1:42.339	88 Paul SIMPSON	14	1:42.757	3 Ross MORRIS	
ROW 6		11	1:40.800	22 Peter EVANS	12	1:41.318	44 Andrew PORTER
ROW 5	9	1:40.490	74 Jim BRYAN	10	1:40.662	1 Colin TESTER	
ROW 4		7	1:39.718	17 Andrew MUGGERIDGE	8	1:39.824	16 Kevin HARRISON
ROW 3	5	1:39.146	11 James CALEY	6	1:39.202	9 Chris DYER	
ROW 2		3	1:38.126	2 Peter MORRIS	4	1:38.504	14 Mark MCALEER
ROW 1	1	1:37.959	80 Bill CALEY	2	1:38.031	77 Steve WOOD	
Pole							


Brands Hatch GP: 2.4332 miles

These results are provisional until the conclusion of any judicial and technical matters.

Clerk Of Course : Andy Stevens	Stewards :	Timekeeper : Nick Palmer
--------------------------------	------------	--------------------------

Porsche Club Championship with Pirelli

RACE 1 - RESTART GRID

ROW 13	25	64 Vince BLACKER	
ROW 12		23 5 Brian RICHARDSON	24 89 Tom ATHERTON
ROW 11	21	52 Darren LABBETT	22 24 Carl HAZELTON
ROW 10		19 8 Harry RICE	20 15 Shiraz KHAN
ROW 9	17	3 Ross MORRIS	18 10 Julian MORRIS
ROW 8		15 70 Angus ARCHER	16 69 Oliver CHATHAM
ROW 7	13	45 Paul SEAGRAVE	14 88 Paul SIMPSON
ROW 6		11 7 Christian WALKER	12 17 Andrew MUGGERIDGE
ROW 5	9	22 Peter EVANS	10 4 Andy TOON
ROW 4		7 16 Kevin HARRISON	8 74 Jim BRYAN
ROW 3	5	2 Peter MORRIS	6 9 Chris DYER
ROW 2		3 11 James CALEY J	4 14 Mark MCALEER
ROW 1	1	77 Steve WOOD	2 80 Bill CALEY B
Pole			
			

Brands Hatch GP: 2.4332 miles

These results are provisional until the conclusion of any judicial and technical matters.

Clerk Of Course : Andy Stevens

Stewards :

Timekeeper : Nick Palmer

Porsche Club Championship with Pirelli

RACE 1 - CLASSIFICATION - AMENDED

POS	NO	CL	PIC NAME	ENTRY	LAPS	TIME	GAP	DIFF	MPH	BEST	ON
1	77	1	1 Steve WOOD	Porsche 996	6	10:00.387			87.54	1:37.788	4
2	80	1	2 Bill CALEY	Porsche Cayman	6	10:00.452	0.065	0.065	87.53	1:38.783	3
3	14	1	3 Mark MCALEER	Porsche 997	6	10:00.708	0.321	0.256	87.49	1:37.934	4
4	9	1	4 Chris DYER	Porsche Cayman	6	10:04.476	4.089	3.768	86.94	1:39.532	2
5	11	1	5 James CALEY	Porsche 997	6	10:04.762	4.375	0.286	86.90	1:39.062	4
6	16	1	6 Kevin HARRISON	Porsche 996	6	10:06.579	6.192	1.817	86.64	1:39.510	4
7	2	1	7 Peter MORRIS	Porsche 997	6	10:10.983	10.596	4.404	86.02	1:38.964	3
8	17	1	8 Andrew MUGGERIDGE	Porsche 996	6	10:20.523	20.136	9.540	84.70	1:40.877	6
9	74	1	9 Jim BRYAN	Porsche 996	6	10:22.334	21.947	1.811	84.45	1:41.585	5
10	88	2	1 Paul SIMPSON	Porsche Boxster S	6	10:25.388	25.001	3.054	84.04	1:42.120	6
11	45	1	10 Paul SEAGRAVE	Porsche996	6	10:26.065	25.678	0.677	83.95	1:41.783	6
12	7	2	2 Christian WALKER	Porsche Boxster S	6	10:26.918	26.531	0.853	83.83	1:41.392	6
13	3	2	3 Ross MORRIS	Porsche Boxster S	6	10:27.615	27.228	0.697	83.74	1:41.795	6
14	22	1	11 Peter EVANS	Porsche 996	6	10:30.327	29.940	2.712	83.38	1:41.887	3
15	69	2	4 Oliver CHATHAM	Porsche Boxster S	6	10:30.997	30.610	0.670	83.29	1:42.186	5
16	70	2	5 Angus ARCHER	Porsche Boxster S	6	10:34.058	33.671	3.061	82.89	1:43.319	6
17	10	2	6 Julian MORRIS	Porsche Boxster S	6	10:38.758	38.371	4.700	82.28	1:43.849	5
18	8	2	7 Harry RICE	Porsche Boxster S	6	10:39.961	39.574	1.203	82.12	1:44.003	6
19	24	2	8 Carl HAZELTON	Porsche Boxster S	6	11:01.268	1:00.881	21.307	79.48	1:46.816	2
20	15*	2	9 Shiraz KHAN	Porsche Boxster S	6	11:05.842	1:05.455	4.574	78.93	1:45.208	6
21	5	2	10 Brian RICHARDSON	Porsche Boxster S	6	11:14.785	1:14.398	8.943	77.88	1:49.697	4
22	89	1	12 Tom ATHERTON	Porsche Cayman	6	11:20.222	1:19.835	5.437	77.26	1:49.479	4

NOT CLASSIFIED

DNF	52	2	Darren LABBETT	Porsche Boxster S	0						
DQ	4	1	Andy TOON	Porsche Cayman							

NOT STARTED

NS	64	1	Vince BLACKER	Porsche Cayman							
NS	1	2	Colin TESTER	Porsche Boxster S							
NS	44	2	Andrew PORTER	Porsche Boxster S							

FASTEST LAP

77	1	Steve WOOD	Porsche 996	4	1:37.788	89.57 mph	144.16 kph
7	2	Christian WALKER	Porsche Boxster S	6	1:41.392	86.39 mph	139.04 kph

Car 4 disqualified from meeting - Eligibility - Post Race Scrutineering.

Weather / Track : Cloudy / Dry

These results are provisional until the conclusion of any judicial and technical matters.

Race Distance: 6 Laps / 14.59 miles

Brands Hatch GP: 2.4332 miles

Date: 29/04/2023 Start: 12:58 Finish: 13:08

Clerk Of Course : Andy Stevens	Stewards :	Timekeeper : Nick Palmer
--------------------------------	------------	--------------------------

Porsche Club Championship with Pirelli

RACE 1 - CLASSIFICATION

POS	NO	CL	PIC NAME	ENTRY	LAPS	TIME	GAP	DIFF	MPH	BEST	ON
1	77	1	1 Steve WOOD	Porsche 996	6	10:00.387			87.54	1:37.788	4
2	80	1	2 Bill CALEY	Porsche Cayman	6	10:00.452	0.065	0.065	87.53	1:38.783	3
3	14	1	3 Mark MCALEER	Porsche 997	6	10:00.708	0.321	0.256	87.49	1:37.934	4
4	9	1	4 Chris DYER	Porsche Cayman	6	10:04.476	4.089	3.768	86.94	1:39.532	2
5	11	1	5 James CALEY	Porsche 997	6	10:04.762	4.375	0.286	86.90	1:39.062	4
6	16	1	6 Kevin HARRISON	Porsche 996	6	10:06.579	6.192	1.817	86.64	1:39.510	4
7	2	1	7 Peter MORRIS	Porsche 997	6	10:10.983	10.596	4.404	86.02	1:38.964	3
8	17	1	8 Andrew MUGGERIDGE	Porsche 996	6	10:20.523	20.136	9.540	84.70	1:40.877	6
9	74	1	9 Jim BRYAN	Porsche 996	6	10:22.334	21.947	1.811	84.45	1:41.585	5
10	4	1	10 Andy TOON	Porsche Cayman	6	10:22.693	22.306	0.359	84.40	1:41.525	5
11	88	2	1 Paul SIMPSON	Porsche Boxster S	6	10:25.388	25.001	2.695	84.04	1:42.120	6
12	45	1	11 Paul SEAGRAVE	Porsche 996	6	10:26.065	25.678	0.677	83.95	1:41.783	6
13	7	2	2 Christian WALKER	Porsche Boxster S	6	10:26.918	26.531	0.853	83.83	1:41.392	6
14	3	2	3 Ross MORRIS	Porsche Boxster S	6	10:27.615	27.228	0.697	83.74	1:41.795	6
15	22	1	12 Peter EVANS	Porsche 996	6	10:30.327	29.940	2.712	83.38	1:41.887	3
16	69	2	4 Oliver CHATHAM	Porsche Boxster S	6	10:30.997	30.610	0.670	83.29	1:42.186	5
17	70	2	5 Angus ARCHER	Porsche Boxster S	6	10:34.058	33.671	3.061	82.89	1:43.319	6
18	10	2	6 Julian MORRIS	Porsche Boxster S	6	10:38.758	38.371	4.700	82.28	1:43.849	5
19	8	2	7 Harry RICE	Porsche Boxster S	6	10:39.961	39.574	1.203	82.12	1:44.003	6
20	24	2	8 Carl HAZELTON	Porsche Boxster S	6	11:01.268	1:00.881	21.307	79.48	1:46.816	2
21	15*	2	9 Shiraz KHAN	Porsche Boxster S	6	11:05.842	1:05.455	4.574	78.93	1:45.208	6
22	5	2	10 Brian RICHARDSON	Porsche Boxster S	6	11:14.785	1:14.398	8.943	77.88	1:49.697	4
23	89	1	13 Tom ATHERTON	Porsche Cayman	6	11:20.222	1:19.835	5.437	77.26	1:49.479	4

NOT CLASSIFIED

DNF	52	2	Darren LABBETT	Porsche Boxster S	0
-----	----	---	----------------	-------------------	---

NOT STARTED

NS	64	1	Vince BLACKER	Porsche Cayman
NS	1	2	Colin TESTER	Porsche Boxster S
NS	44	2	Andrew PORTER	Porsche Boxster S

FASTEST LAP

77	1	Steve WOOD	Porsche 996	4	1:37.788	89.57 mph	144.16 kph
7	2	Christian WALKER	Porsche Boxster S	6	1:41.392	86.39 mph	139.04 kph

*Car 15 - poor transponder signal, please reposition.
Cars 1, 44 & 64 did not participate in restarted race.

Weather / Track : Cloudy / Dry

These results are provisional until the conclusion of any judicial and technical matters.

Race Distance: 6 Laps / 14.59 miles

Brands Hatch GP: 2.4332 miles

Date: 29/04/2023 Start: 12:58 Finish: 13:08

Clerk Of Course : Andy Stevens

Stewards :

Timekeeper : Nick Palmer

Porsche Club Championship with Pirelli

RACE 1 - LAP CHART

LAP 1 @ 13:00:07.087			LAP 2 @ 13:01:46.300			LAP 3 @ 13:03:25.083			LAP 4 @ 13:05:03.873			LAP 5 @ 13:06:43.040		
NO	BEHIND	LAP TIME	NO	BEHIND	LAP TIME	NO	BEHIND	LAP TIME	NO	BEHIND	LAP TIME	NO	BEHIND	LAP TIME
80		1:44.233	80		1:39.213	80		1:38.783	80		1:38.790	80		1:39.167
77	0.661	1:44.894	77	0.692	1:39.244	77	1.300	1:39.391	77	0.298	1:37.788	77	0.183	1:39.052
14	1.398	1:45.631	14	1.161	1:38.976	14	1.830	1:39.452	14	0.974	1:37.934	14	0.350	1:38.543
9	1.961	1:46.194	9	2.280	1:39.532	9	3.273	1:39.776	9	4.035	1:39.552	9	4.484	1:39.616
11	2.332	1:46.565	11	3.191	1:40.072	11	4.457	1:40.049	11	4.729	1:39.062	11	4.772	1:39.210
16	3.212	1:47.445	16	3.821	1:39.822	16	5.176	1:40.138	16	5.896	1:39.510	16	6.672	1:39.943
74	5.840	1:50.073	2	8.499	1:41.243	2	8.680	1:38.964	2	9.212	1:39.322	2	9.163	1:39.118
17	6.035	1:50.268	74	9.825	1:43.198	74	13.816	1:42.774	74	16.783	1:41.757	74	19.201	1:41.585
4	6.427	1:50.660	4	10.153	1:42.939	4	14.104	1:42.734	17	17.463	1:42.013	17	19.460	1:41.164
2	6.469	1:50.702	17	10.590	1:43.768	17	14.240	1:42.433	4	17.932	1:42.618	4	20.290	1:41.525
45	8.580	1:52.813	88	12.639	1:42.818	88	16.630	1:42.774	88	20.021	1:42.181	88	23.082	1:42.228
88	9.034	1:53.267	45	13.216	1:43.849	45	17.294	1:42.861	45	20.616	1:42.112	45	24.096	1:42.647
7	9.434	1:53.667	7	14.355	1:44.134	22	17.507	1:41.887	22	21.283	1:42.566	7	25.340	1:42.515
22	9.682	1:53.915	22	14.403	1:43.934	7	18.171	1:42.599	7	21.992	1:42.611	3	25.634	1:42.463
3	10.472	1:54.705	3	15.037	1:43.778	3	18.610	1:42.356	3	22.338	1:42.518	22	26.850	1:44.734
70	10.649	1:54.882	70	15.570	1:44.134	70	20.839	1:44.052	69	25.455	1:42.969	69	28.474	1:42.186
69	11.035	1:55.268	69	15.933	1:44.111	69	21.276	1:44.126	70	26.201	1:44.152	70	30.553	1:43.519
10	12.036	1:56.269	10	18.440	1:45.617	10	24.107	1:44.450	10	29.808	1:44.491	10	34.490	1:43.849
8	12.907	1:57.140	8	19.208	1:45.514	8	25.118	1:44.693	8	30.615	1:44.287	8	35.772	1:44.324
24	14.426	1:58.659	24	22.029	1:46.816	24	31.562	1:48.316	24	41.601	1:48.829	24	51.596	1:49.162
5	18.113	2:02.346	5	30.915	1:52.015	5	42.347	1:50.215	5	53.254	1:49.697	15	1:00.448	1:46.152
89	18.411	2:02.644	15	31.633	1:51.949	15	42.496	1:49.646	15	53.463	1:49.757	5	1:04.352	1:50.265
15	18.897	2:03.130	89	31.680	1:52.482	89	43.211	1:50.314	89	53.900	1:49.479	89	1:05.416	1:50.683

Porsche Club Championship with Pirelli

RACE 1 - LAP CHART

LAP 6 @ 13:08:23.240		
NO	BEHIND	LAP TIME
77		1:40.017
80	0.065	1:40.265
14	0.321	1:40.172
9	4.089	1:39.806
11	4.375	1:39.804
16	6.192	1:39.721
2	10.596	1:41.634
17	20.136	1:40.877
74	21.947	1:42.947
4	22.306	1:42.217
88	25.001	1:42.120
45	25.678	1:41.783
7	26.531	1:41.392
3	27.228	1:41.795
22	29.940	1:43.291
69	30.610	1:42.337
70	33.671	1:43.319
10	38.371	1:44.082
8	39.574	1:44.003
24	1:00.881	1:49.486
15	1:05.455	1:45.208
5	1:14.398	1:50.247
89	1:19.835	1:54.620

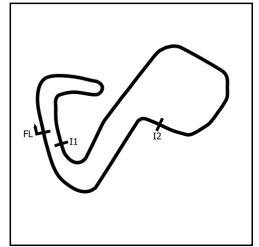
Porsche Club Championship with Pirelli

RACE 1 - POSITION CHART

No	Name	Lap Pos	Lap					
			1	2	3	4	5	6
77	WOOD	1	80	80	80	80	80	77
80	CALEY	2	77	77	77	77	77	80
11	CALEY	3	14	14	14	14	14	14
14	MCALEER	4	9	9	9	9	9	9
2	MORRIS	5	11	11	11	11	11	11
9	DYER	6	16	16	16	16	16	16
16	HARRISON	7	74	2	2	2	2	2
74	BRYAN	8	17	74	74	74	74	17
22	EVANS	9	4	4	4	17	17	74
4	TOON	10	2	17	17	4	4	4
7	WALKER	11	45	88	88	88	88	88
17	MUGGERIDGE	12	88	45	45	45	45	45
45	SEAGRAVE	13	7	7	22	22	7	7
88	SIMPSON	14	22	22	7	7	3	3
70	ARCHER	15	3	3	3	3	22	22
69	CHATHAM	16	70	70	70	69	69	69
3	MORRIS	17	69	69	69	70	70	70
10	MORRIS	18	10	10	10	10	10	10
8	RICE	19	8	8	8	8	8	8
15	KHAN	20	24	24	24	24	24	24
52	LABBETT	21	5	5	5	5	15	15
24	HAZELTON	22	89	15	15	15	5	5
5	RICHARDSON	23	15	89	89	89	89	89
89	ATHERTON	24						
64	BLACKER	25						
44	PORTER	26						
1	TESTER	27						

Porsche Club Championship with Pirelli

RACE 1 - SECTOR ANALYSIS



SECTOR 1 = FL to I1, SECTOR 2 = I1 to I2, SECTOR 3 = I2 to FL, DIFF = Difference To Personal Best Lap, P = Crossed Finish Line in Pit Lane, D = Time Disallowed

P1 77 1		Steve WOOD		Porsche 996			
IDEAL LAP TIME : 1:37.788		BEST LAP TIME : 1:37.788		DIFFERENCE : 0.000			
LAP	SECTOR 1	SECTOR 2	SECTOR 3	LAP TIME	MPH	DIFF	TIME OF DAY
1 -		44.634	23.277	1:44.894	83.51	7.106	13:00:07.748
2 -	31.307	44.417	23.520	1:39.244 (3)	88.26	1.456	13:01:46.992
3 -	31.698	44.350	23.343	1:39.391	88.13	1.603	13:03:26.383
4 -	30.885	43.711	23.192	1:37.788 (1)	89.57		13:05:04.171
5 -	30.897	44.416	23.739	1:39.052 (2)	88.43	1.264	13:06:43.223
6 -	31.257	45.243	23.517	1:40.017	87.58	2.229	13:08:23.240

P2 80 1		Bill CALEY		Porsche Cayman			
IDEAL LAP TIME : 1:38.505		BEST LAP TIME : 1:38.783		DIFFERENCE : 0.278			
LAP	SECTOR 1	SECTOR 2	SECTOR 3	LAP TIME	MPH	DIFF	TIME OF DAY
1 -		44.419	23.878	1:44.233	84.04	5.450	13:00:07.087
2 -	31.214	44.225	23.774	1:39.213	88.29	0.430	13:01:46.300
3 -	30.794	44.339	23.650	1:38.783 (1)	88.67		13:03:25.083
4 -	31.047	44.061	23.682	1:38.790 (2)	88.67	0.007	13:05:03.873
5 -	30.836	44.508	23.823	1:39.167 (3)	88.33	0.384	13:06:43.040
6 -	31.190	45.037	24.038	1:40.265	87.36	1.482	13:08:23.305

P3 14 1		Mark MCALEER		Porsche 997			
IDEAL LAP TIME : 1:37.934		BEST LAP TIME : 1:37.934		DIFFERENCE : 0.000			
LAP	SECTOR 1	SECTOR 2	SECTOR 3	LAP TIME	MPH	DIFF	TIME OF DAY
1 -		45.445	23.590	1:45.631	82.92	7.697	13:00:08.485
2 -	30.928	44.656	23.392	1:38.976 (3)	88.50	1.042	13:01:47.461
3 -	31.371	44.720	23.361	1:39.452	88.08	1.518	13:03:26.913
4 -	30.624	43.973	23.337	1:37.934 (1)	89.44		13:05:04.847
5 -	30.879	44.128	23.536	1:38.543 (2)	88.89	0.609	13:06:43.390
6 -	31.421	45.176	23.575	1:40.172	87.44	2.238	13:08:23.562

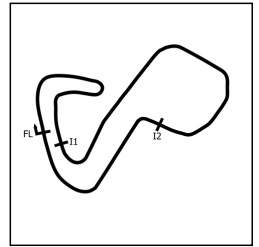
P4 9 1		Chris DYER		Porsche Cayman			
IDEAL LAP TIME : 1:39.085		BEST LAP TIME : 1:39.532		DIFFERENCE : 0.447			
LAP	SECTOR 1	SECTOR 2	SECTOR 3	LAP TIME	MPH	DIFF	TIME OF DAY
1 -		45.048	23.820	1:46.194	82.48	6.662	13:00:09.048
2 -	31.394	44.420	23.718	1:39.532 (1)	88.01		13:01:48.580
3 -	31.160	44.729	23.887	1:39.776	87.79	0.244	13:03:28.356
4 -	30.980	44.744	23.828	1:39.552 (2)	87.99	0.020	13:05:07.908
5 -	30.947	44.781	23.888	1:39.616 (3)	87.93	0.084	13:06:47.524
6 -	31.037	44.971	23.798	1:39.806	87.76	0.274	13:08:27.330

P5 11 1		James CALEY		Porsche 997			
IDEAL LAP TIME : 1:38.672		BEST LAP TIME : 1:39.062		DIFFERENCE : 0.390			
LAP	SECTOR 1	SECTOR 2	SECTOR 3	LAP TIME	MPH	DIFF	TIME OF DAY
1 -		45.048	23.675	1:46.565	82.20	7.503	13:00:09.419
2 -	31.480	44.678	23.914	1:40.072	87.53	1.010	13:01:49.491
3 -	31.578	44.867	23.604	1:40.049	87.55	0.987	13:03:29.540
4 -	31.382	44.152	23.528	1:39.062 (1)	88.42		13:05:08.602
5 -	30.992	44.643	23.575	1:39.210 (2)	88.29	0.148	13:06:47.812
6 -	31.184	45.068	23.552	1:39.804 (3)	87.77	0.742	13:08:27.616

P6 16 1		Kevin HARRISON		Porsche 996			
IDEAL LAP TIME : 1:39.422		BEST LAP TIME : 1:39.510		DIFFERENCE : 0.088			
LAP	SECTOR 1	SECTOR 2	SECTOR 3	LAP TIME	MPH	DIFF	TIME OF DAY
1 -		45.197	24.164	1:47.445	81.52	7.935	13:00:10.299
2 -	30.981	44.879	23.962	1:39.822 (3)	87.75	0.312	13:01:50.121
3 -	31.181	45.141	23.816	1:40.138	87.47	0.628	13:03:30.259
4 -	30.953	44.691	23.866	1:39.510 (1)	88.02		13:05:09.769
5 -	31.365	44.790	23.788	1:39.943	87.64	0.433	13:06:49.712
6 -	31.214	44.681	23.826	1:39.721 (2)	87.84	0.211	13:08:29.433

Porsche Club Championship with Pirelli

RACE 1 - SECTOR ANALYSIS



SECTOR 1 = FL to I1, SECTOR 2 = I1 to I2, SECTOR 3 = I2 to FL, DIFF = Difference To Personal Best Lap, P = Crossed Finish Line in Pit Lane, D = Time Disallowed

P7		2 1		Peter MORRIS		Porsche 997	
IDEAL LAP TIME : 1:38.964		BEST LAP TIME : 1:38.964		DIFFERENCE : 0.000			
LAP	SECTOR 1	SECTOR 2	SECTOR 3	LAP TIME	MPH	DIFF	TIME OF DAY
1 -		46.807	24.172	1:50.702	79.12	11.738	13:00:13.556
2 -	31.866	45.221	24.156	1:41.243	86.52	2.279	13:01:54.799
3 -	30.860	44.371	23.733	1:38.964 (1)	88.51		13:03:33.763
4 -	30.943	44.451	23.928	1:39.322 (3)	88.19	0.358	13:05:13.085
5 -	30.912	44.376	23.830	1:39.118 (2)	88.37	0.154	13:06:52.203
6 -	31.612	45.461	24.561	1:41.634	86.19	2.670	13:08:33.837

P8		17 1		Andrew MUGGERIDGE		Porsche 996	
IDEAL LAP TIME : 1:40.148		BEST LAP TIME : 1:40.877		DIFFERENCE : 0.729			
LAP	SECTOR 1	SECTOR 2	SECTOR 3	LAP TIME	MPH	DIFF	TIME OF DAY
1 -		46.525	24.500	1:50.268	79.44	9.391	13:00:13.122
2 -	31.988	47.508	24.272	1:43.768	84.41	2.891	13:01:56.890
3 -	32.059	45.934	24.440	1:42.433	85.51	1.556	13:03:39.323
4 -	31.582	46.333	24.098	1:42.013 (3)	85.86	1.136	13:05:21.336
5 -	31.331	46.024	23.809	1:41.164 (2)	86.59	0.287	13:07:02.500
6 -	31.736	45.008	24.133	1:40.877 (1)	86.83		13:08:43.377

P9		74 1		Jim BRYAN		Porsche 996	
IDEAL LAP TIME : 1:41.439		BEST LAP TIME : 1:41.585		DIFFERENCE : 0.146			
LAP	SECTOR 1	SECTOR 2	SECTOR 3	LAP TIME	MPH	DIFF	TIME OF DAY
1 -		46.322	24.945	1:50.073	79.58	8.488	13:00:12.927
2 -	32.154	46.801	24.243	1:43.198	84.88	1.613	13:01:56.125
3 -	32.180	45.852	24.742	1:42.774 (3)	85.23	1.189	13:03:38.899
4 -	31.835	45.965	23.957	1:41.757 (2)	86.08	0.172	13:05:20.656
5 -	31.630	45.931	24.024	1:41.585 (1)	86.23		13:07:02.241
6 -	32.099	46.050	24.798	1:42.947	85.09	1.362	13:08:45.188

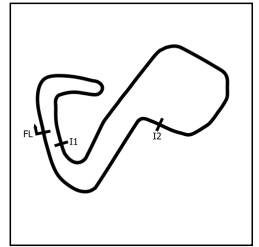
P10		4 1		Andy TOON		Porsche Cayman	
IDEAL LAP TIME : 1:41.339		BEST LAP TIME : 1:41.525		DIFFERENCE : 0.186			
LAP	SECTOR 1	SECTOR 2	SECTOR 3	LAP TIME	MPH	DIFF	TIME OF DAY
1 -		46.771	24.457	1:50.660	79.15	9.135	13:00:13.514
2 -	32.291	46.461	24.187	1:42.939	85.09	1.414	13:01:56.453
3 -	32.105	45.843	24.786	1:42.734	85.26	1.209	13:03:39.187
4 -	32.435	45.952	24.231	1:42.618 (3)	85.36	1.093	13:05:21.805
5 -	31.756	45.542	24.227	1:41.525 (1)	86.28		13:07:03.330
6 -	31.610	45.756	24.851	1:42.217 (2)	85.69	0.692	13:08:45.547

P11		88 2		Paul SIMPSON		Porsche Boxster S	
IDEAL LAP TIME : 1:41.880		BEST LAP TIME : 1:42.120		DIFFERENCE : 0.240			
LAP	SECTOR 1	SECTOR 2	SECTOR 3	LAP TIME	MPH	DIFF	TIME OF DAY
1 -		47.457	24.784	1:53.267	77.33	11.147	13:00:16.121
2 -	32.276	45.859	24.683	1:42.818	85.19	0.698	13:01:58.939
3 -	32.003	46.131	24.640	1:42.774	85.23	0.654	13:03:41.713
4 -	31.917	45.683	24.581	1:42.181 (2)	85.72	0.061	13:05:23.894
5 -	31.746	46.031	24.451	1:42.228 (3)	85.68	0.108	13:07:06.122
6 -	31.768	45.803	24.549	1:42.120 (1)	85.77		13:08:48.242

P12		45 1		Paul SEAGRAVE		Porsche996	
IDEAL LAP TIME : 1:41.713		BEST LAP TIME : 1:41.783		DIFFERENCE : 0.070			
LAP	SECTOR 1	SECTOR 2	SECTOR 3	LAP TIME	MPH	DIFF	TIME OF DAY
1 -		47.461	24.794	1:52.813	77.64	11.030	13:00:15.667
2 -	32.520	46.938	24.391	1:43.849	84.35	2.066	13:01:59.516
3 -	32.244	46.016	24.601	1:42.861	85.16	1.078	13:03:42.377
4 -	32.152	45.572	24.388	1:42.112 (2)	85.78	0.329	13:05:24.489
5 -	32.424	45.918	24.305	1:42.647 (3)	85.33	0.864	13:07:07.136
6 -	31.838	45.642	24.303	1:41.783 (1)	86.06		13:08:48.919

Porsche Club Championship with Pirelli

RACE 1 - SECTOR ANALYSIS



SECTOR 1 = FL to I1, SECTOR 2 = I1 to I2, SECTOR 3 = I2 to FL, DIFF = Difference To Personal Best Lap, P = Crossed Finish Line in Pit Lane, D = Time Disallowed

P13		7 2		Christian WALKER		Porsche Boxster S	
IDEAL LAP TIME : 1:41.392		BEST LAP TIME : 1:41.392		DIFFERENCE : 0.000			
LAP	SECTOR 1	SECTOR 2	SECTOR 3	LAP TIME	MPH	DIFF	TIME OF DAY
1 -		48.717	25.003	1:53.667	77.06	12.275	13:00:16.521
2 -	32.789	46.380	24.965	1:44.134	84.12	2.742	13:02:00.655
3 -	32.388	45.741	24.470	1:42.599 (3)	85.37	1.207	13:03:43.254
4 -	31.923	45.948	24.740	1:42.611	85.36	1.219	13:05:25.865
5 -	31.890	46.157	24.468	1:42.515 (2)	85.44	1.123	13:07:08.380
6 -	31.732	45.465	24.195	1:41.392 (1)	86.39		13:08:49.772

P14		3 2		Ross MORRIS		Porsche Boxster S	
IDEAL LAP TIME : 1:41.627		BEST LAP TIME : 1:41.795		DIFFERENCE : 0.168			
LAP	SECTOR 1	SECTOR 2	SECTOR 3	LAP TIME	MPH	DIFF	TIME OF DAY
1 -		47.670	25.571	1:54.705	76.36	12.910	13:00:17.559
2 -	32.047	46.466	25.265	1:43.778	84.40	1.983	13:02:01.337
3 -	31.933	45.925	24.498	1:42.356 (2)	85.58	0.561	13:03:43.693
4 -	31.766	45.950	24.802	1:42.518	85.44	0.723	13:05:26.211
5 -	31.866	46.296	24.301	1:42.463 (3)	85.49	0.668	13:07:08.674
6 -	31.732	45.594	24.469	1:41.795 (1)	86.05		13:08:50.469

P15		22 1		Peter EVANS		Porsche 996	
IDEAL LAP TIME : 1:41.732		BEST LAP TIME : 1:41.887		DIFFERENCE : 0.155			
LAP	SECTOR 1	SECTOR 2	SECTOR 3	LAP TIME	MPH	DIFF	TIME OF DAY
1 -		47.865	25.006	1:53.915	76.89	12.028	13:00:16.769
2 -	31.989	46.841	25.104	1:43.934	84.28	2.047	13:02:00.703
3 -	31.881	45.606	24.400	1:41.887 (1)	85.97		13:03:42.590
4 -	32.399	45.922	24.245	1:42.566 (2)	85.40	0.679	13:05:25.156
5 -	31.968	47.586	25.180	1:44.734	83.63	2.847	13:07:09.890
6 -	32.329	46.521	24.441	1:43.291 (3)	84.80	1.404	13:08:53.181

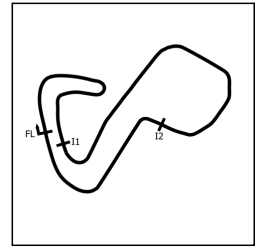
P16		69 2		Oliver CHATHAM		Porsche Boxster S	
IDEAL LAP TIME : 1:41.917		BEST LAP TIME : 1:42.186		DIFFERENCE : 0.269			
LAP	SECTOR 1	SECTOR 2	SECTOR 3	LAP TIME	MPH	DIFF	TIME OF DAY
1 -		48.297	25.254	1:55.268	75.99	13.082	13:00:18.122
2 -	32.492	46.745	24.874	1:44.111	84.13	1.925	13:02:02.233
3 -	32.303	47.299	24.524	1:44.126	84.12	1.940	13:03:46.359
4 -	31.836	46.749	24.384	1:42.969 (3)	85.07	0.783	13:05:29.328
5 -	32.105	45.825	24.256	1:42.186 (1)	85.72		13:07:11.514
6 -	31.936	45.956	24.445	1:42.337 (2)	85.59	0.151	13:08:53.851

P17		70 2		Angus ARCHER		Porsche Boxster S	
IDEAL LAP TIME : 1:42.853		BEST LAP TIME : 1:43.319		DIFFERENCE : 0.466			
LAP	SECTOR 1	SECTOR 2	SECTOR 3	LAP TIME	MPH	DIFF	TIME OF DAY
1 -		48.278	25.378	1:54.882	76.25	11.563	13:00:17.736
2 -	32.647	46.424	25.063	1:44.134	84.12	0.815	13:02:01.870
3 -	32.522	46.738	24.792	1:44.052 (3)	84.18	0.733	13:03:45.922
4 -	32.087	47.209	24.856	1:44.152	84.10	0.833	13:05:30.074
5 -	32.340	46.336	24.843	1:43.519 (2)	84.62	0.200	13:07:13.593
6 -	32.220	45.974	25.125	1:43.319 (1)	84.78		13:08:56.912

P18		10 2		Julian MORRIS		Porsche Boxster S	
IDEAL LAP TIME : 1:43.495		BEST LAP TIME : 1:43.849		DIFFERENCE : 0.354			
LAP	SECTOR 1	SECTOR 2	SECTOR 3	LAP TIME	MPH	DIFF	TIME OF DAY
1 -		49.205	25.161	1:56.269	75.34	12.420	13:00:19.123
2 -	33.165	47.354	25.098	1:45.617	82.93	1.768	13:02:04.740
3 -	32.762	46.871	24.817	1:44.450 (3)	83.86	0.601	13:03:49.190
4 -	32.766	47.112	24.613	1:44.491	83.83	0.642	13:05:33.681
5 -	32.606	46.443	24.800	1:43.849 (1)	84.35		13:07:17.530
6 -	32.439	46.760	24.883	1:44.082 (2)	84.16	0.233	13:09:01.612

Porsche Club Championship with Pirelli

RACE 1 - SECTOR ANALYSIS



SECTOR 1 = FL to I1, SECTOR 2 = I1 to I2, SECTOR 3 = I2 to FL, DIFF = Difference To Personal Best Lap, P = Crossed Finish Line in Pit Lane, D = Time Disallowed

P19		8 2		Harry RICE		Porsche Boxster S	
IDEAL LAP TIME : 1:43.818		BEST LAP TIME : 1:44.003		DIFFERENCE : 0.185			
LAP	SECTOR 1	SECTOR 2	SECTOR 3	LAP TIME	MPH	DIFF	TIME OF DAY
1 -		48.810	25.901	1:57.140	74.78	13.137	13:00:19.994
2 -	32.861	47.012	25.641	1:45.514	83.02	1.511	13:02:05.508
3 -	32.891	46.624	25.178	1:44.693	83.67	0.690	13:03:50.201
4 -	32.836	46.437	25.014	1:44.287 (2)	83.99	0.284	13:05:34.488
5 -	32.720	46.401	25.203	1:44.324 (3)	83.96	0.321	13:07:18.812
6 -	32.489	46.315	25.199	1:44.003 (1)	84.22		13:09:02.815

P20		24 2		Carl HAZELTON		Porsche Boxster S	
IDEAL LAP TIME : 1:46.816		BEST LAP TIME : 1:46.816		DIFFERENCE : 0.000			
LAP	SECTOR 1	SECTOR 2	SECTOR 3	LAP TIME	MPH	DIFF	TIME OF DAY
1 -		49.719	25.672	1:58.659	73.82	11.843	13:00:21.513
2 -	33.125	48.252	25.439	1:46.816 (1)	82.00		13:02:08.329
3 -	33.324	49.066	25.926	1:48.316 (2)	80.87	1.500	13:03:56.645
4 -	33.890	48.959	25.980	1:48.829 (3)	80.49	2.013	13:05:45.474
5 -	34.145	48.915	26.102	1:49.162	80.24	2.346	13:07:34.636
6 -	33.964	49.080	26.442	1:49.486	80.00	2.670	13:09:24.122

P21		15 2		Shiraz KHAN		Porsche Boxster S	
IDEAL LAP TIME : 1:45.208		BEST LAP TIME : 1:45.208		DIFFERENCE : 0.000			
LAP	SECTOR 1	SECTOR 2	SECTOR 3	LAP TIME	MPH	DIFF	TIME OF DAY
1 -		48.265	26.926	2:03.130	71.14	17.922	13:00:25.984
2 -	34.336	49.835	27.778	1:51.949	78.24	6.741	13:02:17.933
3 -	33.712	49.602	26.332	1:49.646 (3)	79.89	4.438	13:04:07.579
4 -	34.408	48.844	26.505	1:49.757	79.81	4.549	13:05:57.336
5 -	33.376	47.301	25.475	1:46.152 (2)	82.52	0.944	13:07:43.488
6 -	32.763	47.064	25.381	1:45.208 (1)	83.26		13:09:28.696

P22		5 2		Brian RICHARDSON		Porsche Boxster S	
IDEAL LAP TIME : 1:48.951		BEST LAP TIME : 1:49.697		DIFFERENCE : 0.746			
LAP	SECTOR 1	SECTOR 2	SECTOR 3	LAP TIME	MPH	DIFF	TIME OF DAY
1 -		50.406	27.616	2:02.346	71.59	12.649	13:00:25.200
2 -	34.496	50.315	27.204	1:52.015	78.20	2.318	13:02:17.215
3 -	33.831	49.859	26.525	1:50.215 (2)	79.47	0.518	13:04:07.430
4 -	33.919	49.373	26.405	1:49.697 (1)	79.85		13:05:57.127
5 -	34.728	48.715	26.822	1:50.265	79.44	0.568	13:07:47.392
6 -	34.008	49.564	26.675	1:50.247 (3)	79.45	0.550	13:09:37.639

P23		89 1		Tom ATHERTON		Porsche Cayman	
IDEAL LAP TIME : 1:49.454		BEST LAP TIME : 1:49.479		DIFFERENCE : 0.025			
LAP	SECTOR 1	SECTOR 2	SECTOR 3	LAP TIME	MPH	DIFF	TIME OF DAY
1 -		51.076	26.685	2:02.644	71.42	13.165	13:00:25.498
2 -	35.275	50.002	27.205	1:52.482	77.87	3.003	13:02:17.980
3 -	34.693	49.882	25.739	1:50.314 (2)	79.40	0.835	13:04:08.294
4 -	34.390	49.325	25.764	1:49.479 (1)	80.01		13:05:57.773
5 -	34.578	50.261	25.844	1:50.683 (3)	79.14	1.204	13:07:48.456
6 -	34.979	50.900	28.741	1:54.620	76.42	5.141	13:09:43.076

Porsche Club Championship with Pirelli

RACE 1 - BEST SECTORS

SECTOR 1			SECTOR 2			SECTOR 3			IDEAL / BEST COMPARISON						
POS	NO	NAME	TIME	NO	NAME	TIME	NO	NAME	TIME	POS	NO	NAME	IDEAL	BEST	DIFF
													PERFECT LAP	1:37.527	
1	14	MCALEER	30.624	77	WOOD	43.711	77	WOOD	23.192	1	77	WOOD	1:37.788	1:37.788	0.000
2	80	CALEY	30.794	14	MCALEER	43.973	14	MCALEER	23.337	2	14	MCALEER	1:37.934	1:37.934	0.000
3	2	MORRIS	30.860	80	CALEY	44.061	11	CALEY	23.528	3	80	CALEY	1:38.505	1:38.783	0.278
4	77	WOOD	30.885	11	CALEY	44.152	80	CALEY	23.650	4	11	CALEY	1:38.672	1:39.062	0.390
5	9	DYER	30.947	2	MORRIS	44.371	9	DYER	23.718	5	2	MORRIS	1:38.964	1:38.964	0.000
6	16	HARRISON	30.953	9	DYER	44.420	2	MORRIS	23.733	6	9	DYER	1:39.085	1:39.532	0.447
7	11	CALEY	30.992	16	HARRISON	44.681	16	HARRISON	23.788	7	16	HARRISON	1:39.422	1:39.510	0.088
8	17	MUGGERIDGE	31.331	17	MUGGERIDGE	45.008	17	MUGGERIDGE	23.809	8	17	MUGGERIDGE	1:40.148	1:40.877	0.729
9	4	TOON	31.610	7	WALKER	45.465	74	BRYAN	23.957	9	4	TOON	1:41.339	1:41.525	0.186
10	74	BRYAN	31.630	4	TOON	45.542	4	TOON	24.187	10	7	WALKER	1:41.392	1:41.392	0.000
11	7	WALKER	31.732	45	SEAGRAVE	45.572	7	WALKER	24.195	11	74	BRYAN	1:41.439	1:41.585	0.146
12	3	MORRIS	31.732	3	MORRIS	45.594	22	EVANS	24.245	12	3	MORRIS	1:41.627	1:41.795	0.168
13	88	SIMPSON	31.746	22	EVANS	45.606	69	CHATHAM	24.256	13	45	SEAGRAVE	1:41.713	1:41.783	0.070
14	69	CHATHAM	31.836	88	SIMPSON	45.683	3	MORRIS	24.301	14	22	EVANS	1:41.732	1:41.887	0.155
15	45	SEAGRAVE	31.838	69	CHATHAM	45.825	45	SEAGRAVE	24.303	15	88	SIMPSON	1:41.880	1:42.120	0.240
16	22	EVANS	31.881	74	BRYAN	45.852	88	SIMPSON	24.451	16	69	CHATHAM	1:41.917	1:42.186	0.269
17	70	ARCHER	32.087	70	ARCHER	45.974	10	MORRIS	24.613	17	70	ARCHER	1:42.853	1:43.319	0.466
18	10	MORRIS	32.439	8	RICE	46.315	70	ARCHER	24.792	18	10	MORRIS	1:43.495	1:43.849	0.354
19	8	RICE	32.489	10	MORRIS	46.443	8	RICE	25.014	19	8	RICE	1:43.818	1:44.003	0.185
20	15	KHAN	32.763	15	KHAN	47.064	15	KHAN	25.381	20	15	KHAN	1:45.208	1:45.208	0.000
21	24	HAZELTON	33.125	24	HAZELTON	48.252	24	HAZELTON	25.439	21	24	HAZELTON	1:46.816	1:46.816	0.000
22	5	RICHARDSON	33.831	5	RICHARDSON	48.715	89	ATHERTON	25.739	22	5	RICHARDSON	1:48.951	1:49.697	0.746
23	89	ATHERTON	34.390	89	ATHERTON	49.325	5	RICHARDSON	26.405	23	89	ATHERTON	1:49.454	1:49.479	0.025
24															

Porsche Club Championship with Pirelli

RACE 1 - STATISTICS

Competitors Started 24
Planned Start 2023-04-29 @ 12:35:00.000
Actual Start 2023-04-29 @ 12:58:22.853
Finish Time 2023-04-29 @ 13:08:23.208
Track Length 2.4332mi.
Total Laps 138
Total Distance Covered 335.7939mi.

Session Fastest Lap History

NO	CL	NAME	LAP TIME	TIME OF DAY	LAP	VEHICLE
80	1	Bill CALEY	1:44.233	13:00:07.107	1	Porsche Cayman
80	1	Bill CALEY	1:39.213	13:01:46.320	2	Porsche Cayman
14	1	Mark MCALEER	1:38.976	13:01:47.486	2	Porsche 997
80	1	Bill CALEY	1:38.783	13:03:25.104	3	Porsche Cayman
77	1	Steve WOOD	1:37.788	13:05:04.195	4	Porsche 996

Session Leader History

NO	CL	NAME	FROM LAP	LAPS LED	DISTANCE	VEHICLE
80	1	Bill CALEY	1	5	12.16 miles	Porsche Cayman
77	1	Steve WOOD	6	1	2.43 miles	Porsche 996

Flag History

TYPE	TIME OF DAY
GREEN	12:58:22.853
FINISH	13:08:23.208

Flag Statistics

TYPE	COUNT	TOTAL LAPS	TOTAL TIME
Green	1	6	15:49.401
Red	0	0	0.000
Safety Car	0	0	0.000
FCY	0	0	0.000

Porsche Club Championship with Pirelli

RACE 1 - STATISTICS

CLASS : 1

13 Starters

Fastest Lap History

NO	NAME	LAP TIME	TIME OF DAY	LAP	VEHICLE
80	Bill CALEY	1:44.233	13:00:07.107	1	Porsche Cayman
80	Bill CALEY	1:39.213	13:01:46.320	2	Porsche Cayman
14	Mark MCALEER	1:38.976	13:01:47.486	2	Porsche 997
80	Bill CALEY	1:38.783	13:03:25.104	3	Porsche Cayman
77	Steve WOOD	1:37.788	13:05:04.195	4	Porsche 996

Leader History

NO	NAME	FROM LAP	LAPS LED	DISTANCE	VEHICLE
80	Bill CALEY	1	5	12.16 miles	Porsche Cayman
77	Steve WOOD	6	1	2.43 miles	Porsche 996

Porsche Club Championship with Pirelli

RACE 1 - STATISTICS

CLASS : 2

11 Starters

Fastest Lap History

NO	NAME	LAP TIME	TIME OF DAY	LAP	VEHICLE
88	Paul SIMPSON	1:53.267	13:00:16.125	1	Porsche Boxster S
88	Paul SIMPSON	1:42.818	13:01:58.943	2	Porsche Boxster S
88	Paul SIMPSON	1:42.774	13:03:41.717	3	Porsche Boxster S
7	Christian WALKER	1:42.599	13:03:43.269	3	Porsche Boxster S
3	Ross MORRIS	1:42.356	13:03:43.701	3	Porsche Boxster S
88	Paul SIMPSON	1:42.181	13:05:23.899	4	Porsche Boxster S
88	Paul SIMPSON	1:42.120	13:08:48.246	6	Porsche Boxster S
7	Christian WALKER	1:41.392	13:08:49.787	6	Porsche Boxster S

Leader History

NO	NAME	FROM LAP	LAPS LED	DISTANCE	VEHICLE
88	Paul SIMPSON	1	6	14.59 miles	Porsche Boxster S

Porsche Club Championship with Pirelli

RACE 5 - CLASSIFICATION - AMENDED

POS	NO	CL	PIC	NAME	ENTRY	LAPS	TIME	GAP	DIFF	MPH	BEST	ON
1	80	1	1	Bill CALEY	Porsche Cayman	12	20:01.472			87.49	1:38.869	7
2	2	1	2	Peter MORRIS	Porsche 997	12	20:01.652	0.180	0.180	87.47	1:39.265	5
3	77	1	3	Steve WOOD	Porsche 996	12	20:02.178	0.706	0.526	87.43	1:39.046	3
4	16	1	4	Kevin HARRISON	Porsche 996	12	20:03.333	1.861	1.155	87.35	1:39.207	8
5	14	1	5	Mark MCALEER	Porsche 997	12	20:05.304	3.832	1.971	87.21	1:39.191	8
6	9	1	6	Chris DYER	Porsche Cayman	12	20:17.898	16.426	12.594	86.31	1:39.809	3
7	17	1	7	Andrew MUGGERIDGE	Porsche 996	12	20:30.292	28.820	12.394	85.44	1:40.523	4
8	74	1	8	Jim BRYAN	Porsche 996	12	20:41.550	40.078	11.258	84.66	1:40.455	9
9	22	1	9	Peter EVANS	Porsche 996	12	20:45.117	43.645	3.567	84.42	1:41.773	9
10	88	2	1	Paul SIMPSON	Porsche Boxster S	12	20:45.789	44.317	0.672	84.37	1:41.532	8
11	7	2	2	Christian WALKER	Porsche Boxster S	12	20:45.965	44.493	0.176	84.36	1:41.622	11
12	3	2	3	Ross MORRIS	Porsche Boxster S	12	20:46.284	44.812	0.319	84.34	1:41.565	12
13	70	2	4	Angus ARCHER	Porsche Boxster S	12	20:51.185	49.713	4.901	84.01	1:42.117	9
14	69	2	5	Oliver CHATHAM	Porsche Boxster S	12	20:51.630	50.158	0.445	83.98	1:42.206	8
15	10	2	6	Julian MORRIS	Porsche Boxster S	12	21:11.414	1:09.942	19.784	82.67	1:43.411	6
16	45	1	10	Paul SEAGRAVE	Porsche 996	12	21:14.590	1:13.118	3.176	82.47	1:43.602	2
17	15	2	7	Shiraz KHAN	Porsche Boxster S	12	21:31.980	1:30.508	17.390	81.36	1:44.087	5
18	24	2	8	Carl HAZELTON	Porsche Boxster S	11	20:26.266	1 Lap	1 Lap	78.57	1:48.456	2
19	52	2	9	Darren LABBETT	Porsche Boxster S	11	20:44.848	1 Lap	18.582	77.40	1:48.716	9
20	5	2	10	Brian RICHARDSON	Porsche Boxster S	11	20:50.653	1 Lap	5.805	77.04	1:51.213	6

NOT CLASSIFIED

DNF	11	1		James CALEY	Porsche 997	11	18:23.436	1 Lap		87.32	1:38.937	5
DNF	44	2		Andrew PORTER	Porsche Boxster S	9	15:38.420	3 Laps	2 Laps	84.01	1:41.726	8
DNF	8	2		Harry RICE	Porsche Boxster S	7	12:23.948	5 Laps	2 Laps	82.42	1:43.671	5
DQ	4	1		Andy TOON	Porsche Cayman							

NOT STARTED

NS	1	2		Colin TESTER	Porsche Boxster S							
NS	64	1		Vince BLACKER	Porsche Cayman							
NS	89	1		Tom ATHERTON	Porsche Cayman							

FASTEST LAP

80	1			Bill CALEY	Porsche Cayman	7	1:38.869			88.60 mph	142.58 kph	
88	2			Paul SIMPSON	Porsche Boxster S	8	1:41.532			86.27 mph	138.84 kph	

Car 4 disqualified from meeting - Eligibility - Post Race Scrutineering.

Race Distance: 12 Laps / 29.19 miles

Brands Hatch GP: 2.4332 miles

Date: 29/04/2023 Start: 15:07 Finish: 15:27

Weather / Track : Bright / Dry

These results are provisional until the conclusion of any judicial and technical matters.

Clerk Of Course : Andy Stevens

Stewards :

Timekeeper : Nick Palmer

Porsche Club Championship with Pirelli

RACE 5 - CLASSIFICATION

POS	NO	CL	PIC	NAME	ENTRY	LAPS	TIME	GAP	DIFF	MPH	BEST	ON
1	80	1	1	Bill CALEY	Porsche Cayman	12	20:01.472			87.49	1:38.869	7
2	2	1	2	Peter MORRIS	Porsche 997	12	20:01.652	0.180	0.180	87.47	1:39.265	5
3	77	1	3	Steve WOOD	Porsche 996	12	20:02.178	0.706	0.526	87.43	1:39.046	3
4	16	1	4	Kevin HARRISON	Porsche 996	12	20:03.333	1.861	1.155	87.35	1:39.207	8
5	14	1	5	Mark MCALEER	Porsche 997	12	20:05.304	3.832	1.971	87.21	1:39.191	8
6	9	1	6	Chris DYER	Porsche Cayman	12	20:17.898	16.426	12.594	86.31	1:39.809	3
7	17	1	7	Andrew MUGGERIDGE	Porsche 996	12	20:30.292	28.820	12.394	85.44	1:40.523	4
8	74	1	8	Jim BRYAN	Porsche 996	12	20:41.550	40.078	11.258	84.66	1:40.455	9
9	4	1	9	Andy TOON	Porsche Cayman	12	20:43.942	42.470	2.392	84.50	1:41.429	4
10	22	1	10	Peter EVANS	Porsche 996	12	20:45.117	43.645	1.175	84.42	1:41.773	9
11	88	2	1	Paul SIMPSON	Porsche Boxster S	12	20:45.789	44.317	0.672	84.37	1:41.532	8
12	7	2	2	Christian WALKER	Porsche Boxster S	12	20:45.965	44.493	0.176	84.36	1:41.622	11
13	3	2	3	Ross MORRIS	Porsche Boxster S	12	20:46.284	44.812	0.319	84.34	1:41.565	12
14	70	2	4	Angus ARCHER	Porsche Boxster S	12	20:51.185	49.713	4.901	84.01	1:42.117	9
15	69	2	5	Oliver CHATHAM	Porsche Boxster S	12	20:51.630	50.158	0.445	83.98	1:42.206	8
16	10	2	6	Julian MORRIS	Porsche Boxster S	12	21:11.414	1:09.942	19.784	82.67	1:43.411	6
17	45	1	11	Paul SEAGRAVE	Porsche 996	12	21:14.590	1:13.118	3.176	82.47	1:43.602	2
18	15	2	7	Shiraz KHAN	Porsche Boxster S	12	21:31.980	1:30.508	17.390	81.36	1:44.087	5
19	24	2	8	Carl HAZELTON	Porsche Boxster S	11	20:26.266	1 Lap	1 Lap	78.57	1:48.456	2
20	52	2	9	Darren LABBETT	Porsche Boxster S	11	20:44.848	1 Lap	18.582	77.40	1:48.716	9
21	5	2	10	Brian RICHARDSON	Porsche Boxster S	11	20:50.653	1 Lap	5.805	77.04	1:51.213	6

NOT CLASSIFIED

DNF	11	1		James CALEY	Porsche 997	11	18:23.436	1 Lap		87.32	1:38.937	5
DNF	44	2		Andrew PORTER	Porsche Boxster S	9	15:38.420	3 Laps	2 Laps	84.01	1:41.726	8
DNF	8	2		Harry RICE	Porsche Boxster S	7	12:23.948	5 Laps	2 Laps	82.42	1:43.671	5

NOT STARTED

NS	1	2		Colin TESTER	Porsche Boxster S
NS	64	1		Vince BLACKER	Porsche Cayman
NS	89	1		Tom ATHERTON	Porsche Cayman

FASTEST LAP

80	1			Bill CALEY	Porsche Cayman	7	1:38.869			88.60 mph	142.58 kph
88	2			Paul SIMPSON	Porsche Boxster S	8	1:41.532			86.27 mph	138.84 kph

*Cars 15 & 44 - transponder working intermittently, please check position.

Weather / Track : Bright / Dry

These results are provisional until the conclusion of any judicial and technical matters.

Race Distance: 12 Laps / 29.19 miles

Brands Hatch GP: 2.4332 miles

Date: 29/04/2023 Start: 15:07 Finish: 15:27

Clerk Of Course : Andy Stevens

Stewards :

Timekeeper : Nick Palmer

Porsche Club Championship with Pirelli

RACE 5 - LAP CHART

LAP 1 @ 15:09:28.224			LAP 2 @ 15:11:07.184			LAP 3 @ 15:12:46.331			LAP 4 @ 15:14:25.813			LAP 5 @ 15:16:05.315		
NO	BEHIND	LAP TIME	NO	BEHIND	LAP TIME	NO	BEHIND	LAP TIME	NO	BEHIND	LAP TIME	NO	BEHIND	LAP TIME
80		1:45.102	80		1:38.960	80		1:39.147	80		1:39.482	80		1:39.502
2	0.518	1:45.620	2	0.892	1:39.334	2	1.269	1:39.524	2	1.334	1:39.547	2	1.097	1:39.265
77	0.901	1:46.003	77	1.543	1:39.602	77	1.442	1:39.046	77	1.559	1:39.599	77	1.301	1:39.244
11	1.859	1:46.961	11	2.440	1:39.541	11	2.267	1:38.974	11	2.096	1:39.311	11	1.531	1:38.937
16	2.756	1:47.858	16	3.536	1:39.740	16	3.657	1:39.268	16	3.833	1:39.658	16	3.656	1:39.325
14	3.151	1:48.253	14	3.738	1:39.547	14	3.884	1:39.293	14	3.977	1:39.575	14	3.996	1:39.521
9	3.639	1:48.741	9	4.768	1:40.089	9	5.430	1:39.809	9	6.077	1:40.129	9	7.044	1:40.469
17	4.952	1:50.054	17	6.916	1:40.924	17	8.788	1:41.019	17	9.829	1:40.523	17	11.455	1:41.128
22	6.613	1:51.715	22	11.625	1:43.972	22	16.407	1:43.929	22	20.450	1:43.525	4	25.523	1:44.317
74	8.497	1:53.599	74	13.676	1:44.139	4	18.761	1:43.559	4	20.708	1:41.429	22	25.779	1:44.831
44	8.996	1:54.098	44	14.067	1:44.031	74	19.669	1:45.140	74	22.746	1:42.559	74	25.947	1:42.703
88	9.525	1:54.627	4	14.349	1:43.722	88	20.275	1:44.567	88	23.474	1:42.681	44	27.245	1:41.819
4	9.587	1:54.689	88	14.855	1:44.290	45	20.582	1:44.399	44	24.928	1:43.390	88	27.247	1:43.275
7	9.735	1:54.837	45	15.330	1:43.602	44	21.020	1:46.100	45	25.174	1:44.074	3	27.704	1:42.002
45	10.688	1:55.790	7	16.927	1:46.152	7	21.423	1:43.643	3	25.204	1:43.125	7	28.590	1:42.746
3	11.503	1:56.605	3	17.462	1:44.919	3	21.561	1:43.246	7	25.346	1:43.405	70	29.615	1:43.083
8	11.915	1:57.017	70	17.774	1:44.334	70	22.297	1:43.670	70	26.034	1:43.219	69	30.041	1:43.223
69	12.144	1:57.246	69	18.290	1:45.106	69	22.426	1:43.283	69	26.320	1:43.376	8	32.883	1:43.671
70	12.400	1:57.502	8	18.458	1:45.503	8	23.810	1:44.499	8	28.714	1:44.386	10	34.033	1:44.643
10	12.915	1:58.017	10	19.141	1:45.186	10	24.548	1:44.554	10	28.892	1:43.826	15	35.596	1:44.087
15	14.363	1:59.465	15	20.405	1:45.002	15	25.958	1:44.700	15	31.011	1:44.535	45	41.957	1:56.285
24	16.191	2:01.293	24	25.687	1:48.456	24	35.797	1:49.257	24	46.996	1:50.681	24	57.883	1:50.389
5	18.837	2:03.939	5	31.248	1:51.371	5	43.974	1:51.873	5	56.521	1:52.029	5	1:08.545	1:51.526
52	35.885	2:20.987	52	48.170	1:51.245	52	59.879	1:50.856	52	1:10.320	1:49.923	52	1:20.707	1:49.889

Porsche Club Championship with Pirelli

RACE 5 - LAP CHART

LAP 6 @ 15:17:44.655			LAP 7 @ 15:19:23.524			LAP 8 @ 15:21:03.407			LAP 9 @ 15:22:44.251			LAP 10 @ 15:24:24.612		
NO	BEHIND	LAP TIME	NO	BEHIND	LAP TIME	NO	BEHIND	LAP TIME	NO	BEHIND	LAP TIME	NO	BEHIND	LAP TIME
80		1:39.340	80		1:38.869	80		1:39.883	80		1:40.844	80		1:40.361
2	1.808	1:40.051	77	2.326	1:39.154	2	2.066	1:39.622	2	1.077	1:39.855	2	0.361	1:39.645
77	2.041	1:40.080	2	2.327	1:39.388	77	2.210	1:39.767	77	1.223	1:39.857	77	0.521	1:39.659
11	2.358	1:40.167	11	2.889	1:39.400	11	2.630	1:39.624	11	1.540	1:39.754	11	1.809	1:40.630
16	3.766	1:39.450	16	4.452	1:39.555	16	3.776	1:39.207	16	2.476	1:39.544	24	1 Lap	1:52.542
14	3.971	1:39.315	14	4.620	1:39.518	14	3.928	1:39.191	14	4.424	1:41.340	16	2.709	1:40.594
9	8.029	1:40.325	9	9.560	1:40.400	52	1 Lap	1:51.880	5	1 Lap	1:55.385	14	3.543	1:39.480
17	13.253	1:41.138	17	19.521	1:45.137	9	10.092	1:40.415	9	10.389	1:41.141	9	11.385	1:41.357
4	28.464	1:42.281	4	31.847	1:42.252	17	21.194	1:41.556	52	1 Lap	1:49.737	5	1 Lap	1:52.641
22	28.870	1:42.431	22	32.783	1:42.782	4	33.854	1:41.890	17	22.515	1:42.165	52	1 Lap	1:48.716
74	29.528	1:42.921	74	33.522	1:42.863	74	35.154	1:41.515	74	34.765	1:40.455	17	24.232	1:42.078
44	30.083	1:42.177	44	33.970	1:42.756	22	35.289	1:42.389	4	34.824	1:41.814	74	35.395	1:40.991
88	30.311	1:42.404	88	34.497	1:43.055	44	35.813	1:41.726	22	36.218	1:41.773	4	36.706	1:42.243
3	30.703	1:42.339	7	34.645	1:42.374	88	36.146	1:41.532	44	37.291	1:42.322	22	37.786	1:41.929
7	31.140	1:41.890	3	34.940	1:43.106	7	36.429	1:41.667	88	37.673	1:42.371	88	39.374	1:42.062
70	32.961	1:42.686	70	36.730	1:42.638	3	36.717	1:41.660	7	38.076	1:42.491	7	40.745	1:43.030
69	33.199	1:42.498	69	37.105	1:42.775	70	39.095	1:42.248	3	38.372	1:42.499	3	41.199	1:43.188
8	37.514	1:43.971	8	43.546	1:44.901	69	39.428	1:42.206	70	40.368	1:42.117	70	43.531	1:43.524
10	38.104	1:43.411	10	43.850	1:44.615	10	49.600	1:45.633	69	41.370	1:42.786	69	44.648	1:43.639
15	41.842	1:45.586	15	47.842	1:44.869	15	52.826	1:44.867	10	54.678	1:45.922	10	1:00.112	1:45.795
45	46.383	1:43.766	45	51.309	1:43.795	45	55.263	1:43.837	15	59.581	1:47.599	45	1:03.994	1:44.398
24	1:08.645	1:50.102	24	1:20.325	1:50.549	24	1:31.194	1:50.752	45	59.957	1:45.538	15	1:05.138	1:45.918
5	1:20.418	1:51.213	5	1:33.891	1:52.342									
52	1:31.487	1:50.120												

Porsche Club Championship with Pirelli

RACE 5 - LAP CHART

LAP 11 @ 15:26:04.300			LAP 12 @ 15:27:44.594		
NO	BEHIND	LAP TIME	NO	BEHIND	LAP TIME
80		1:39.688	80		1:40.294
2	0.541	1:39.868	2	0.180	1:39.933
77	0.819	1:39.986	77	0.706	1:40.181
11	2.258	1:40.137	16	1.861	1:39.274
16	2.881	1:39.860	14	3.832	1:41.057
14	3.069	1:39.214	9	16.426	1:42.380
24	1 Lap	1:51.238	24	1 Lap	1:51.007
9	14.340	1:42.643	17	28.820	1:42.468
17	26.646	1:42.102	74	40.078	1:43.004
52	1 Lap	1:50.080	4	42.470	1:43.516
5	1 Lap	1:53.406	52	1 Lap	1:51.415
74	37.368	1:41.661	22	43.645	1:43.782
4	39.248	1:42.230	88	44.317	1:43.192
22	40.157	1:42.059	7	44.493	1:42.108
88	41.419	1:41.733	3	44.812	1:41.565
7	42.679	1:41.622	5	1 Lap	1:54.928
3	43.541	1:42.030	70	49.713	1:43.128
70	46.879	1:43.036	69	50.158	1:42.639
69	47.813	1:42.853	10	1:09.942	1:45.198
10	1:05.038	1:44.614	45	1:13.118	1:45.432
45	1:07.980	1:43.674	15	1:30.508	2:00.428
15	1:10.374	1:44.924			

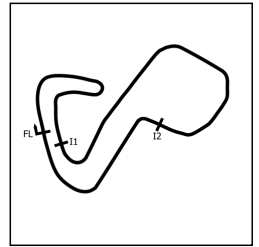
Porsche Club Championship with Pirelli

RACE 5 - POSITION CHART

No	Name	Lap													
		Pos	1	2	3	4	5	6	7	8	9	10	11	12	
80	CALEY	1	80	80	80	80	80	80	80	80	80	80	80	80	80
77	WOOD	2	2	2	2	2	2	2	77	2	2	2	2	2	
2	MORRIS	3	77	77	77	77	77	77	2	77	77	77	77	77	
14	MCALEER	4	11	11	11	11	11	11	11	11	11	11	11	16	
11	CALEY	5	16	16	16	16	16	16	16	16	16	16	16	14	
9	DYER	6	14	14	14	14	14	14	14	14	14	14	14	9	
17	MUGGERIDGE	7	9	9	9	9	9	9	9	9	9	9	9	17	
16	HARRISON	8	17	17	17	17	17	17	17	17	17	17	17	74	
74	BRYAN	9	22	22	22	22	4	4	4	4	74	74	74	4	
22	EVANS	10	74	74	4	4	22	22	22	74	4	4	4	22	
44	PORTER	11	44	44	74	74	74	74	22	22	22	22	22	88	
88	SIMPSON	12	88	4	88	88	44	44	44	44	44	88	88	7	
3	MORRIS	13	4	88	45	44	88	88	88	88	88	7	7	3	
7	WALKER	14	7	45	44	45	3	3	7	7	7	3	3	70	
4	TOON	15	45	7	7	3	7	7	3	3	3	70	70	69	
45	SEAGRAVE	16	3	3	3	7	70	70	70	70	70	69	69	10	
69	CHATHAM	17	8	70	70	70	69	69	69	69	69	10	10	45	
8	RICE	18	69	69	69	69	8	8	8	10	10	45	45	15	
70	ARCHER	19	70	8	8	8	10	10	10	15	15	15	15		
52	LABBETT	20	10	10	10	10	15	15	15	45	45	24	24		
10	MORRIS	21	15	15	15	15	45	45	45	24	24	52	52		
24	HAZELTON	22	24	24	24	24	24	24	24	5	5	5	5		
15	KHAN	23	5	5	5	5	5	5	5	52	52				
5	RICHARDSON	24	52	52	52	52	52	52	52						
89	ATHERTON	25													
64	BLACKER	26													
1	TESTER	27													

Porsche Club Championship with Pirelli

RACE 5 - SECTOR ANALYSIS



SECTOR 1 = FL to I1, SECTOR 2 = I1 to I2, SECTOR 3 = I2 to FL, DIFF = Difference To Personal Best Lap, P = Crossed Finish Line in Pit Lane, D = Time Disallowed

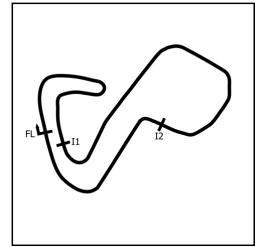
P1		80 1		Bill CALEY		Porsche Cayman	
IDEAL LAP TIME : 1:38.521		BEST LAP TIME : 1:38.869		DIFFERENCE : 0.348			
LAP	SECTOR 1	SECTOR 2	SECTOR 3	LAP TIME	MPH	DIFF	TIME OF DAY
1 -		44.712	23.893	1:45.102	83.34	6.233	15:09:28.224
2 -	31.172	43.875	23.913	1:38.960 (2)	88.51	0.091	15:11:07.184
3 -	30.929	44.400	23.818	1:39.147 (3)	88.35	0.278	15:12:46.331
4 -	31.125	44.433	23.924	1:39.482	88.05	0.613	15:14:25.813
5 -	31.060	44.552	23.890	1:39.502	88.03	0.633	15:16:05.315
6 -	31.240	44.170	23.930	1:39.340	88.18	0.471	15:17:44.655
7 -	30.828	44.174	23.867	1:38.869 (1)	88.60		15:19:23.524
8 -	31.066	44.772	24.045	1:39.883	87.70	1.014	15:21:03.407
9 -	31.253	45.660	23.931	1:40.844	86.86	1.975	15:22:44.251
10 -	31.618	44.497	24.246	1:40.361	87.28	1.492	15:24:24.612
11 -	31.184	44.482	24.022	1:39.688	87.87	0.819	15:26:04.300
12 -	31.431	44.888	23.975	1:40.294	87.34	1.425	15:27:44.594

P2		2 1		Peter MORRIS		Porsche 997	
IDEAL LAP TIME : 1:38.805		BEST LAP TIME : 1:39.265		DIFFERENCE : 0.460			
LAP	SECTOR 1	SECTOR 2	SECTOR 3	LAP TIME	MPH	DIFF	TIME OF DAY
1 -		44.912	23.739	1:45.620	82.93	6.355	15:09:28.742
2 -	31.310	44.238	23.786	1:39.334 (2)	88.18	0.069	15:11:08.076
3 -	31.068	44.257	24.199	1:39.524	88.01	0.259	15:12:47.600
4 -	31.270	44.518	23.759	1:39.547	87.99	0.282	15:14:27.147
5 -	31.085	44.195	23.985	1:39.265 (1)	88.24		15:16:06.412
6 -	31.161	44.466	24.424	1:40.051	87.55	0.786	15:17:46.463
7 -	30.966	44.175	24.247	1:39.388 (3)	88.13	0.123	15:19:25.851
8 -	31.600	44.100	23.922	1:39.622	87.93	0.357	15:21:05.473
9 -	31.171	44.849	23.835	1:39.855	87.72	0.590	15:22:45.328
10 -	31.396	44.127	24.122	1:39.645	87.91	0.380	15:24:24.973
11 -	31.412	44.664	23.792	1:39.868	87.71	0.603	15:26:04.841
12 -	31.518	44.648	23.767	1:39.933	87.65	0.668	15:27:44.774

P3		77 1		Steve WOOD		Porsche 996	
IDEAL LAP TIME : 1:38.325		BEST LAP TIME : 1:39.046		DIFFERENCE : 0.721			
LAP	SECTOR 1	SECTOR 2	SECTOR 3	LAP TIME	MPH	DIFF	TIME OF DAY
1 -		45.095	23.614	1:46.003	82.63	6.957	15:09:29.125
2 -	31.430	44.369	23.803	1:39.602	87.94	0.556	15:11:08.727
3 -	30.944	43.969	24.133	1:39.046 (1)	88.44		15:12:47.773
4 -	31.320	44.494	23.785	1:39.599	87.95	0.553	15:14:27.372
5 -	31.042	44.339	23.863	1:39.244 (3)	88.26	0.198	15:16:06.616
6 -	31.177	44.450	24.453	1:40.080	87.52	1.034	15:17:46.696
7 -	31.095	43.990	24.069	1:39.154 (2)	88.34	0.108	15:19:25.850
8 -	32.202	43.767	23.798	1:39.767	87.80	0.721	15:21:05.617
9 -	31.640	44.549	23.668	1:39.857	87.72	0.811	15:22:45.474
10 -	31.495	44.269	23.895	1:39.659	87.89	0.613	15:24:25.133
11 -	31.628	44.697	23.661	1:39.986	87.61	0.940	15:26:05.119
12 -	31.608	44.546	24.027	1:40.181	87.44	1.135	15:27:45.300

Porsche Club Championship with Pirelli

RACE 5 - SECTOR ANALYSIS



SECTOR 1 = FL to I1, SECTOR 2 = I1 to I2, SECTOR 3 = I2 to FL, DIFF = Difference To Personal Best Lap, P = Crossed Finish Line in Pit Lane, D = Time Disallowed

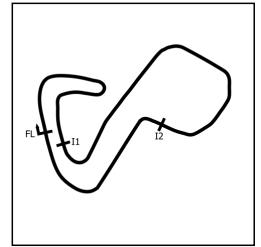
P4 16 1		Kevin HARRISON		Porsche 996			
IDEAL LAP TIME : 1:38.644		BEST LAP TIME : 1:39.207		DIFFERENCE : 0.563			
LAP	SECTOR 1	SECTOR 2	SECTOR 3	LAP TIME	MPH	DIFF	TIME OF DAY
1 -		45.467	23.911	1:47.858	81.21	8.651	15:09:30.980
2 -	31.106	44.720	23.914	1:39.740	87.82	0.533	15:11:10.720
3 -	30.866	44.684	23.718	1:39.268 (2)	88.24	0.061	15:12:49.988
4 -	31.232	44.531	23.895	1:39.658	87.89	0.451	15:14:29.646
5 -	31.099	44.481	23.745	1:39.325	88.19	0.118	15:16:08.971
6 -	31.051	44.742	23.657	1:39.450	88.08	0.243	15:17:48.421
7 -	31.041	44.572	23.942	1:39.555	87.98	0.348	15:19:27.976
8 -	30.873	44.162	24.172	1:39.207 (1)	88.29		15:21:07.183
9 -	31.251	44.530	23.763	1:39.544	87.99	0.337	15:22:46.727
10 -	31.294	45.239	24.061	1:40.594	87.08	1.387	15:24:27.321
11 -	31.137	44.840	23.883	1:39.860	87.72	0.653	15:26:07.181
12 -	30.825	44.694	23.755	1:39.274 (3)	88.23	0.067	15:27:46.455

P5 14 1		Mark MCALEER		Porsche 997			
IDEAL LAP TIME : 1:38.451		BEST LAP TIME : 1:39.191		DIFFERENCE : 0.740			
LAP	SECTOR 1	SECTOR 2	SECTOR 3	LAP TIME	MPH	DIFF	TIME OF DAY
1 -		46.186	23.826	1:48.253	80.91	9.062	15:09:31.375
2 -	31.023	44.668	23.856	1:39.547	87.99	0.356	15:11:10.922
3 -	31.121	44.426	23.746	1:39.293 (3)	88.22	0.102	15:12:50.215
4 -	31.231	44.589	23.755	1:39.575	87.97	0.384	15:14:29.790
5 -	31.546	44.363	23.612	1:39.521	88.02	0.330	15:16:09.311
6 -	31.156	44.527	23.632	1:39.315	88.20	0.124	15:17:48.626
7 -	31.213	44.384	23.921	1:39.518	88.02	0.327	15:19:28.144
8 -	31.398	43.982	23.811	1:39.191 (1)	88.31		15:21:07.335
9 -	31.656	45.590	24.094	1:41.340	86.44	2.149	15:22:48.675
10 -	31.353	44.681	23.446	1:39.480	88.05	0.289	15:24:28.155
11 -	31.148	44.327	23.739	1:39.214 (2)	88.29	0.023	15:26:07.369
12 -	31.743	45.741	23.573	1:41.057	86.68	1.866	15:27:48.426

P6 9 1		Chris DYER		Porsche Cayman			
IDEAL LAP TIME : 1:39.725		BEST LAP TIME : 1:39.809		DIFFERENCE : 0.084			
LAP	SECTOR 1	SECTOR 2	SECTOR 3	LAP TIME	MPH	DIFF	TIME OF DAY
1 -		45.834	23.965	1:48.741	80.55	8.932	15:09:31.863
2 -	31.585	44.668	23.836	1:40.089 (2)	87.52	0.280	15:11:11.952
3 -	31.281	44.624	23.904	1:39.809 (1)	87.76		15:12:51.761
4 -	31.270	44.787	24.072	1:40.129 (3)	87.48	0.320	15:14:31.890
5 -	31.514	45.070	23.885	1:40.469	87.18	0.660	15:16:12.359
6 -	31.362	44.886	24.077	1:40.325	87.31	0.516	15:17:52.684
7 -	31.519	44.958	23.923	1:40.400	87.24	0.591	15:19:33.084
8 -	31.265	45.156	23.994	1:40.415	87.23	0.606	15:21:13.499
9 -	31.794	45.298	24.049	1:41.141	86.61	1.332	15:22:54.640
10 -	31.690	45.574	24.093	1:41.357	86.42	1.548	15:24:35.997
11 -	31.948	46.460	24.235	1:42.643	85.34	2.834	15:26:18.640
12 -	31.915	46.020	24.445	1:42.380	85.56	2.571	15:28:01.020

Porsche Club Championship with Pirelli

RACE 5 - SECTOR ANALYSIS



SECTOR 1 = FL to I1, SECTOR 2 = I1 to I2, SECTOR 3 = I2 to FL, DIFF = Difference To Personal Best Lap, P = Crossed Finish Line in Pit Lane, D = Time Disallowed

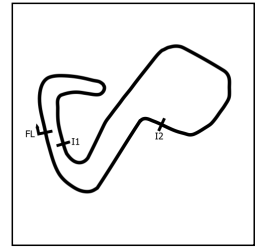
P7 17 1		Andrew MUGGERIDGE		Porsche 996			
IDEAL LAP TIME : 1:40.209		BEST LAP TIME : 1:40.523		DIFFERENCE : 0.314			
LAP	SECTOR 1	SECTOR 2	SECTOR 3	LAP TIME	MPH	DIFF	TIME OF DAY
1 -		46.314	24.320	1:50.054	79.59	9.531	15:09:33.176
2 -	31.744	45.204	23.976	1:40.924 (2)	86.79	0.401	15:11:14.100
3 -	31.345	45.382	24.292	1:41.019 (3)	86.71	0.496	15:12:55.119
4 -	31.253	45.017	24.253	1:40.523 (1)	87.14		15:14:35.642
5 -	31.544	45.294	24.290	1:41.128	86.62	0.605	15:16:16.770
6 -	31.688	45.130	24.320	1:41.138	86.61	0.615	15:17:57.908
7 -	31.216	49.312	24.609	1:45.137	83.31	4.614	15:19:43.045
8 -	31.651	45.590	24.315	1:41.556	86.25	1.033	15:21:24.601
9 -	31.757	45.595	24.813	1:42.165	85.74	1.642	15:23:06.766
10 -	32.068	45.439	24.571	1:42.078	85.81	1.555	15:24:48.844
11 -	31.697	46.102	24.303	1:42.102	85.79	1.579	15:26:30.946
12 -	31.851	46.134	24.483	1:42.468	85.48	1.945	15:28:13.414

P8 74 1		Jim BRYAN		Porsche 996			
IDEAL LAP TIME : 1:40.455		BEST LAP TIME : 1:40.455		DIFFERENCE : 0.000			
LAP	SECTOR 1	SECTOR 2	SECTOR 3	LAP TIME	MPH	DIFF	TIME OF DAY
1 -		47.780	25.066	1:53.599	77.11	13.144	15:09:36.721
2 -	32.574	46.849	24.716	1:44.139	84.11	3.684	15:11:20.860
3 -	32.641	47.852	24.647	1:45.140	83.31	4.685	15:13:06.000
4 -	32.107	46.042	24.410	1:42.559	85.41	2.104	15:14:48.559
5 -	31.918	46.406	24.379	1:42.703	85.29	2.248	15:16:31.262
6 -	32.136	46.035	24.750	1:42.921	85.11	2.466	15:18:14.183
7 -	31.798	46.622	24.443	1:42.863	85.16	2.408	15:19:57.046
8 -	31.605	45.388	24.522	1:41.515 (3)	86.29	1.060	15:21:38.561
9 -	31.479	45.074	23.902	1:40.455 (1)	87.20		15:23:19.016
10 -	31.731	45.168	24.092	1:40.991 (2)	86.73	0.536	15:25:00.007
11 -	31.840	45.625	24.196	1:41.661	86.16	1.206	15:26:41.668
12 -	32.011	46.745	24.248	1:43.004	85.04	2.549	15:28:24.672

P9 4 1		Andy TOON		Porsche Cayman			
IDEAL LAP TIME : 1:41.429		BEST LAP TIME : 1:41.429		DIFFERENCE : 0.000			
LAP	SECTOR 1	SECTOR 2	SECTOR 3	LAP TIME	MPH	DIFF	TIME OF DAY
1 -		47.237	24.622	1:54.689	76.37	13.260	15:09:37.811
2 -	32.785	46.215	24.722	1:43.722	84.45	2.293	15:11:21.533
3 -	32.229	46.875	24.455	1:43.559	84.58	2.130	15:13:05.092
4 -	31.757	45.472	24.200	1:41.429 (1)	86.36		15:14:46.521
5 -	32.261	47.530	24.526	1:44.317	83.97	2.888	15:16:30.838
6 -	31.870	45.925	24.486	1:42.281	85.64	0.852	15:18:13.119
7 -	31.933	45.890	24.429	1:42.252	85.66	0.823	15:19:55.371
8 -	31.976	45.485	24.429	1:41.890 (3)	85.97	0.461	15:21:37.261
9 -	31.948	45.540	24.326	1:41.814 (2)	86.03	0.385	15:23:19.075
10 -	32.215	45.545	24.483	1:42.243	85.67	0.814	15:25:01.318
11 -	32.070	45.623	24.537	1:42.230	85.68	0.801	15:26:43.548
12 -	32.374	46.560	24.582	1:43.516	84.62	2.087	15:28:27.064

Porsche Club Championship with Pirelli

RACE 5 - SECTOR ANALYSIS



SECTOR 1 = FL to I1, SECTOR 2 = I1 to I2, SECTOR 3 = I2 to FL, DIFF = Difference To Personal Best Lap, P = Crossed Finish Line in Pit Lane, D = Time Disallowed

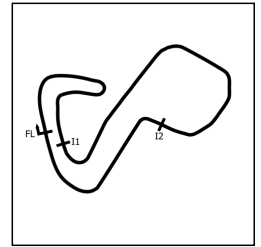
P10 22 1		Peter EVANS		Porsche 996			
IDEAL LAP TIME : 1:41.110		BEST LAP TIME : 1:41.773		DIFFERENCE : 0.663			
LAP	SECTOR 1	SECTOR 2	SECTOR 3	LAP TIME	MPH	DIFF	TIME OF DAY
1 -		46.865	24.813	1:51.715	78.41	9.942	15:09:34.837
2 -	32.328	46.569	25.075	1:43.972	84.25	2.199	15:11:18.809
3 -	32.259	46.884	24.786	1:43.929	84.28	2.156	15:13:02.738
4 -	31.817	46.766	24.942	1:43.525	84.61	1.752	15:14:46.263
5 -	32.308	47.937	24.586	1:44.831	83.56	3.058	15:16:31.094
6 -	31.813	46.239	24.379	1:42.431	85.51	0.658	15:18:13.525
7 -	31.656	46.672	24.454	1:42.782	85.22	1.009	15:19:56.307
8 -	31.744	45.744	24.901	1:42.389	85.55	0.616	15:21:38.696
9 -	32.113	45.480	24.180	1:41.773 (1)	86.07		15:23:20.469
10 -	31.450	45.965	24.514	1:41.929 (2)	85.94	0.156	15:25:02.398
11 -	31.673	45.974	24.412	1:42.059 (3)	85.83	0.286	15:26:44.457
12 -	31.842	47.133	24.807	1:43.782	84.40	2.009	15:28:28.239

P11 88 2		Paul SIMPSON		Porsche Boxster S			
IDEAL LAP TIME : 1:41.164		BEST LAP TIME : 1:41.532		DIFFERENCE : 0.368			
LAP	SECTOR 1	SECTOR 2	SECTOR 3	LAP TIME	MPH	DIFF	TIME OF DAY
1 -		47.480	25.311	1:54.627	76.42	13.095	15:09:37.749
2 -	32.334	47.054	24.902	1:44.290	83.99	2.758	15:11:22.039
3 -	32.538	46.987	25.042	1:44.567	83.77	3.035	15:13:06.606
4 -	32.131	45.919	24.631	1:42.681	85.31	1.149	15:14:49.287
5 -	31.953	45.988	25.334	1:43.275	84.82	1.743	15:16:32.562
6 -	32.657	45.332	24.415	1:42.404	85.54	0.872	15:18:14.966
7 -	31.763	46.395	24.897	1:43.055	85.00	1.523	15:19:58.021
8 -	31.504	45.588	24.440	1:41.532 (1)	86.27		15:21:39.553
9 -	32.036	46.007	24.328	1:42.371	85.56	0.839	15:23:21.924
10 -	31.746	45.873	24.443	1:42.062 (3)	85.82	0.530	15:25:03.986
11 -	31.744	45.388	24.601	1:41.733 (2)	86.10	0.201	15:26:45.719
12 -	31.900	46.091	25.201	1:43.192	84.88	1.660	15:28:28.911

P12 7 2		Christian WALKER		Porsche Boxster S			
IDEAL LAP TIME : 1:41.195		BEST LAP TIME : 1:41.622		DIFFERENCE : 0.427			
LAP	SECTOR 1	SECTOR 2	SECTOR 3	LAP TIME	MPH	DIFF	TIME OF DAY
1 -		47.386	25.100	1:54.837	76.28	13.215	15:09:37.959
2 -	32.780	47.934	25.438	1:46.152	82.52	4.530	15:11:24.111
3 -	32.070	46.438	25.135	1:43.643	84.51	2.021	15:13:07.754
4 -	32.066	46.596	24.743	1:43.405	84.71	1.783	15:14:51.159
5 -	32.372	45.791	24.583	1:42.746	85.25	1.124	15:16:33.905
6 -	31.778	45.614	24.498	1:41.890 (3)	85.97	0.268	15:18:15.795
7 -	31.648	46.056	24.670	1:42.374	85.56	0.752	15:19:58.169
8 -	31.858	45.423	24.386	1:41.667 (2)	86.16	0.045	15:21:39.836
9 -	32.168	45.835	24.488	1:42.491	85.46	0.869	15:23:22.327
10 -	32.599	45.950	24.481	1:43.030	85.02	1.408	15:25:05.357
11 -	31.878	45.190	24.554	1:41.622 (1)	86.20		15:26:46.979
12 -	32.211	45.540	24.357	1:42.108	85.78	0.486	15:28:29.087

Porsche Club Championship with Pirelli

RACE 5 - SECTOR ANALYSIS



SECTOR 1 = FL to I1, SECTOR 2 = I1 to I2, SECTOR 3 = I2 to FL, DIFF = Difference To Personal Best Lap, P = Crossed Finish Line in Pit Lane, D = Time Disallowed

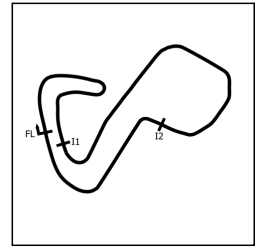
P13		3 2		Ross MORRIS		Porsche Boxster S	
IDEAL LAP TIME : 1:41.261		BEST LAP TIME : 1:41.565		DIFFERENCE : 0.304			
LAP	SECTOR 1	SECTOR 2	SECTOR 3	LAP TIME	MPH	DIFF	TIME OF DAY
1 -		48.742	25.279	1:56.605	75.12	15.040	15:09:39.727
2 -	32.184	46.728	26.007	1:44.919	83.49	3.354	15:11:24.646
3 -	32.025	46.228	24.993	1:43.246	84.84	1.681	15:13:07.892
4 -	32.217	46.135	24.773	1:43.125	84.94	1.560	15:14:51.017
5 -	32.074	45.507	24.421	1:42.002 (3)	85.87	0.437	15:16:33.019
6 -	32.383	45.568	24.388	1:42.339	85.59	0.774	15:18:15.358
7 -	31.614	46.696	24.796	1:43.106	84.95	1.541	15:19:58.464
8 -	31.904	45.358	24.398	1:41.660 (2)	86.16	0.095	15:21:40.124
9 -	32.120	45.916	24.463	1:42.499	85.46	0.934	15:23:22.623
10 -	32.962	45.937	24.289	1:43.188	84.89	1.623	15:25:05.811
11 -	31.830	45.629	24.571	1:42.030	85.85	0.465	15:26:47.841
12 -	31.794	45.358	24.413	1:41.565 (1)	86.24		15:28:29.406

P14		70 2		Angus ARCHER		Porsche Boxster S	
IDEAL LAP TIME : 1:42.038		BEST LAP TIME : 1:42.117		DIFFERENCE : 0.079			
LAP	SECTOR 1	SECTOR 2	SECTOR 3	LAP TIME	MPH	DIFF	TIME OF DAY
1 -		48.830	25.313	1:57.502	74.55	15.385	15:09:40.624
2 -	32.577	46.629	25.128	1:44.334	83.95	2.217	15:11:24.958
3 -	32.300	46.204	25.166	1:43.670	84.49	1.553	15:13:08.628
4 -	32.374	45.911	24.934	1:43.219	84.86	1.102	15:14:51.847
5 -	32.381	45.911	24.791	1:43.083	84.97	0.966	15:16:34.930
6 -	31.922	45.934	24.830	1:42.686	85.30	0.569	15:18:17.616
7 -	31.987	46.012	24.639	1:42.638 (3)	85.34	0.521	15:20:00.254
8 -	31.915	45.573	24.760	1:42.248 (2)	85.67	0.131	15:21:42.502
9 -	31.857	45.542	24.718	1:42.117 (1)	85.78		15:23:24.619
10 -	32.116	46.645	24.763	1:43.524	84.61	1.407	15:25:08.143
11 -	32.223	45.995	24.818	1:43.036	85.01	0.919	15:26:51.179
12 -	32.011	46.227	24.890	1:43.128	84.94	1.011	15:28:34.307

P15		69 2		Oliver CHATHAM		Porsche Boxster S	
IDEAL LAP TIME : 1:41.976		BEST LAP TIME : 1:42.206		DIFFERENCE : 0.230			
LAP	SECTOR 1	SECTOR 2	SECTOR 3	LAP TIME	MPH	DIFF	TIME OF DAY
1 -		48.645	25.317	1:57.246	74.71	15.040	15:09:40.368
2 -	33.132	46.968	25.006	1:45.106	83.34	2.900	15:11:25.474
3 -	32.311	46.193	24.779	1:43.283	84.81	1.077	15:13:08.757
4 -	32.638	46.056	24.682	1:43.376	84.73	1.170	15:14:52.133
5 -	32.328	46.005	24.890	1:43.223	84.86	1.017	15:16:35.356
6 -	32.165	45.689	24.644	1:42.498 (2)	85.46	0.292	15:18:17.854
7 -	32.261	45.800	24.714	1:42.775	85.23	0.569	15:20:00.629
8 -	31.918	45.651	24.637	1:42.206 (1)	85.70		15:21:42.835
9 -	31.888	45.951	24.947	1:42.786	85.22	0.580	15:23:25.621
10 -	32.164	46.836	24.639	1:43.639	84.52	1.433	15:25:09.260
11 -	32.052	46.007	24.794	1:42.853	85.16	0.647	15:26:52.113
12 -	31.990	46.212	24.437	1:42.639 (3)	85.34	0.433	15:28:34.752

Porsche Club Championship with Pirelli

RACE 5 - SECTOR ANALYSIS



SECTOR 1 = FL to I1, SECTOR 2 = I1 to I2, SECTOR 3 = I2 to FL, DIFF = Difference To Personal Best Lap, P = Crossed Finish Line in Pit Lane, D = Time Disallowed

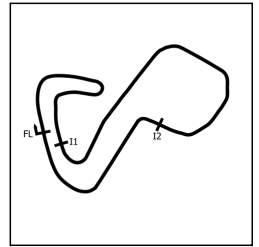
P16 10 2		Julian MORRIS		Porsche Boxster S			
IDEAL LAP TIME : 1:43.331		BEST LAP TIME : 1:43.411		DIFFERENCE : 0.080			
LAP	SECTOR 1	SECTOR 2	SECTOR 3	LAP TIME	MPH	DIFF	TIME OF DAY
1 -		48.990	25.050	1:58.017	74.22	14.606	15:09:41.139
2 -	32.915	47.409	24.862	1:45.186	83.27	1.775	15:11:26.325
3 -	32.844	46.777	24.933	1:44.554 (3)	83.78	1.143	15:13:10.879
4 -	32.686	46.368	24.772	1:43.826 (2)	84.37	0.415	15:14:54.705
5 -	32.847	46.914	24.882	1:44.643	83.71	1.232	15:16:39.348
6 -	32.325	46.448	24.638	1:43.411 (1)	84.70		15:18:22.759
7 -	32.678	46.654	25.283	1:44.615	83.73	1.204	15:20:07.374
8 -	33.474	47.172	24.987	1:45.633	82.92	2.222	15:21:53.007
9 -	33.606	47.238	25.078	1:45.922	82.70	2.511	15:23:38.929
10 -	33.590	47.169	25.036	1:45.795	82.80	2.384	15:25:24.724
11 -	33.149	46.611	24.854	1:44.614	83.73	1.203	15:27:09.338
12 -	33.108	47.293	24.797	1:45.198	83.27	1.787	15:28:54.536

P17 45 1		Paul SEAGRAVE		Porsche996			
IDEAL LAP TIME : 1:43.051		BEST LAP TIME : 1:43.602		DIFFERENCE : 0.551			
LAP	SECTOR 1	SECTOR 2	SECTOR 3	LAP TIME	MPH	DIFF	TIME OF DAY
1 -		48.318	24.668	1:55.790	75.65	12.188	15:09:38.912
2 -	32.413	46.569	24.620	1:43.602 (1)	84.55		15:11:22.514
3 -	32.734	46.876	24.789	1:44.399	83.90	0.797	15:13:06.913
4 -	32.248	46.271	25.555	1:44.074	84.16	0.472	15:14:50.987
5 -	44.807	46.850	24.628	1:56.285	75.33	12.683	15:16:47.272
6 -	32.374	46.847	24.545	1:43.766 (3)	84.41	0.164	15:18:31.038
7 -	32.602	46.529	24.664	1:43.795	84.39	0.193	15:20:14.833
8 -	32.235	46.962	24.640	1:43.837	84.36	0.235	15:21:58.670
9 -	33.333	47.578	24.627	1:45.538	83.00	1.936	15:23:44.208
10 -	32.792	46.934	24.672	1:44.398	83.90	0.796	15:25:28.606
11 -	32.626	46.483	24.565	1:43.674 (2)	84.49	0.072	15:27:12.280
12 -	32.889	47.740	24.803	1:45.432	83.08	1.830	15:28:57.712

P18 15 2		Shiraz KHAN		Porsche Boxster S			
IDEAL LAP TIME : 1:43.779		BEST LAP TIME : 1:44.087		DIFFERENCE : 0.308			
LAP	SECTOR 1	SECTOR 2	SECTOR 3	LAP TIME	MPH	DIFF	TIME OF DAY
1 -		48.937	25.869	1:59.465	73.32	15.378	15:09:42.587
2 -	32.799	47.033	25.170	1:45.002	83.42	0.915	15:11:27.589
3 -	32.671	46.729	25.300	1:44.700 (3)	83.66	0.613	15:13:12.289
4 -	32.457	46.870	25.208	1:44.535 (2)	83.79	0.448	15:14:56.824
5 -	32.428	46.181	25.478	1:44.087 (1)	84.15		15:16:40.911
6 -	32.746	47.308	25.532	1:45.586	82.96	1.499	15:18:26.497
7 -	32.817	46.471	25.581	1:44.869	83.53	0.782	15:20:11.366
8 -	32.627	47.000	25.240	1:44.867	83.53	0.780	15:21:56.233
9 -	34.242	47.660	25.697	1:47.599	81.41	3.512	15:23:43.832
10 -	32.944	47.492	25.482	1:45.918	82.70	1.831	15:25:29.750
11 -	32.698	46.861	25.365	1:44.924	83.48	0.837	15:27:14.674
12 -	36.930	54.946	28.552	2:00.428	72.73	16.341	15:29:15.102

Porsche Club Championship with Pirelli

RACE 5 - SECTOR ANALYSIS



SECTOR 1 = FL to I1, SECTOR 2 = I1 to I2, SECTOR 3 = I2 to FL, DIFF = Difference To Personal Best Lap, P = Crossed Finish Line in Pit Lane, D = Time Disallowed

P19 24 2		Carl HAZELTON		Porsche Boxster S			
IDEAL LAP TIME : 1:48.456		BEST LAP TIME : 1:48.456		DIFFERENCE : 0.000			
LAP	SECTOR 1	SECTOR 2	SECTOR 3	LAP TIME	MPH	DIFF	TIME OF DAY
1 -		50.398	25.744	2:01.293	72.22	12.837	15:09:44.415
2 -	33.486	49.258	25.712	1:48.456 (1)	80.76		15:11:32.871
3 -	33.676	49.366	26.215	1:49.257 (2)	80.17	0.801	15:13:22.128
4 -	34.164	50.021	26.496	1:50.681	79.14	2.225	15:15:12.809
5 -	34.552	49.509	26.328	1:50.389	79.35	1.933	15:17:03.198
6 -	34.172	49.668	26.262	1:50.102 (3)	79.56	1.646	15:18:53.300
7 -	34.291	49.913	26.345	1:50.549	79.23	2.093	15:20:43.849
8 -	34.565	49.886	26.301	1:50.752	79.09	2.296	15:22:34.601
9 -	35.071	49.555	27.916	1:52.542	77.83	4.086	15:24:27.143
10 -	35.210	49.675	26.353	1:51.238	78.74	2.782	15:26:18.381
11 -	35.169	49.778	26.060	1:51.007	78.91	2.551	15:28:09.388

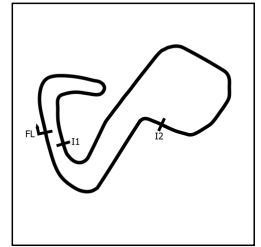
P20 52 2		Darren LABBETT		Porsche Boxster S			
IDEAL LAP TIME : 1:48.680		BEST LAP TIME : 1:48.716		DIFFERENCE : 0.036			
LAP	SECTOR 1	SECTOR 2	SECTOR 3	LAP TIME	MPH	DIFF	TIME OF DAY
1 -		1:10.045	27.093	2:20.987	62.13	32.271	15:10:04.109
2 -	34.577	50.260	26.408	1:51.245	78.74	2.529	15:11:55.354
3 -	33.905	50.092	26.859	1:50.856	79.02	2.140	15:13:46.210
4 -	33.966	49.509	26.448	1:49.923	79.69	1.207	15:15:36.133
5 -	33.913	49.691	26.285	1:49.889 (3)	79.71	1.173	15:17:26.022
6 -	33.904	49.890	26.326	1:50.120	79.54	1.404	15:19:16.142
7 -	34.340	50.095	27.445	1:51.880	78.29	3.164	15:21:08.022
8 -	33.882	49.696	26.159	1:49.737 (2)	79.82	1.021	15:22:57.759
9 -	33.775	49.058	25.883	1:48.716 (1)	80.57		15:24:46.475
10 -	34.215	49.724	26.141	1:50.080	79.57	1.364	15:26:36.555
11 -	33.739	51.110	26.566	1:51.415	78.62	2.699	15:28:27.970

P21 5 2		Brian RICHARDSON		Porsche Boxster S			
IDEAL LAP TIME : 1:50.899		BEST LAP TIME : 1:51.213		DIFFERENCE : 0.314			
LAP	SECTOR 1	SECTOR 2	SECTOR 3	LAP TIME	MPH	DIFF	TIME OF DAY
1 -		51.462	26.712	2:03.939	70.67	12.726	15:09:47.061
2 -	34.718	50.019	26.634	1:51.371 (2)	78.65	0.158	15:11:38.432
3 -	35.032	50.421	26.420	1:51.873	78.30	0.660	15:13:30.305
4 -	34.936	50.320	26.773	1:52.029	78.19	0.816	15:15:22.334
5 -	34.809	50.147	26.570	1:51.526 (3)	78.54	0.313	15:17:13.860
6 -	34.895	49.764	26.554	1:51.213 (1)	78.76		15:19:05.073
7 -	34.810	50.013	27.519	1:52.342	77.97	1.129	15:20:57.415
8 -	34.977	52.166	28.242	1:55.385	75.91	4.172	15:22:52.800
9 -	35.474	50.478	26.689	1:52.641	77.76	1.428	15:24:45.441
10 -	34.715	51.630	27.061	1:53.406	77.24	2.193	15:26:38.847
11 -	34.989	52.859	27.080	1:54.928	76.22	3.715	15:28:33.775

P22 11 1		James CALEY		Porsche 997			
IDEAL LAP TIME : 1:38.687		BEST LAP TIME : 1:38.937		DIFFERENCE : 0.250			
LAP	SECTOR 1	SECTOR 2	SECTOR 3	LAP TIME	MPH	DIFF	TIME OF DAY
1 -		45.336	23.956	1:46.961	81.89	8.024	15:09:30.083
2 -	31.301	44.521	23.719	1:39.541	88.00	0.604	15:11:09.624
3 -	31.192	44.219	23.563	1:38.974 (2)	88.50	0.037	15:12:48.598
4 -	31.055	44.323	23.933	1:39.311 (3)	88.20	0.374	15:14:27.909
5 -	31.088	44.233	23.616	1:38.937 (1)	88.53		15:16:06.846
6 -	31.481	44.320	24.366	1:40.167	87.45	1.230	15:17:47.013
7 -	31.356	44.407	23.637	1:39.400	88.12	0.463	15:19:26.413
8 -	31.857	44.069	23.698	1:39.624	87.92	0.687	15:21:06.037
9 -	31.450	44.680	23.624	1:39.754	87.81	0.817	15:22:45.791
10 -	31.913	45.010	23.707	1:40.630	87.05	1.693	15:24:26.421
11 -	31.210	45.245	23.682	1:40.137	87.47	1.200	15:26:06.558

Porsche Club Championship with Pirelli

RACE 5 - SECTOR ANALYSIS



SECTOR 1 = FL to I1, SECTOR 2 = I1 to I2, SECTOR 3 = I2 to FL, DIFF = Difference To Personal Best Lap, P = Crossed Finish Line in Pit Lane, D = Time Disallowed

P23 44 2		Andrew PORTER		Porsche Boxster S			
IDEAL LAP TIME :		BEST LAP TIME : 1:41.726		DIFFERENCE :			
LAP	SECTOR 1	SECTOR 2	SECTOR 3	LAP TIME	MPH	DIFF	TIME OF DAY
1 -				1:54.098	76.77	12.372	15:09:37.220
2 -				1:44.031	84.20	2.305	15:11:21.251
3 -				1:46.100	82.56	4.374	15:13:07.351
4 -				1:43.390	84.72	1.664	15:14:50.741
5 -				1:41.819 (2)	86.03	0.093	15:16:32.560
6 -				1:42.177 (3)	85.73	0.451	15:18:14.738
7 -				1:42.756	85.24	1.030	15:19:57.494
8 -				1:41.726 (1)	86.11		15:21:39.220
9 -				1:42.322	85.61	0.596	15:23:21.542

P24 8 2		Harry RICE		Porsche Boxster S			
IDEAL LAP TIME : 1:43.617		BEST LAP TIME : 1:43.671		DIFFERENCE : 0.054			
LAP	SECTOR 1	SECTOR 2	SECTOR 3	LAP TIME	MPH	DIFF	TIME OF DAY
1 -		48.263	25.408	1:57.017	74.85	13.346	15:09:40.139
2 -	32.781	47.148	25.574	1:45.503	83.02	1.832	15:11:25.642
3 -	33.007	46.467	25.025	1:44.499	83.82	0.828	15:13:10.141
4 -	32.675	46.535	25.176	1:44.386 (3)	83.91	0.715	15:14:54.527
5 -	32.545	46.047	25.079	1:43.671 (1)	84.49		15:16:38.198
6 -	32.635	46.240	25.096	1:43.971 (2)	84.25	0.300	15:18:22.169
7 -	32.615	46.587	25.699	1:44.901	83.50	1.230	15:20:07.070

Porsche Club Championship with Pirelli

RACE 5 - BEST SECTORS

SECTOR 1			SECTOR 2			SECTOR 3			IDEAL / BEST COMPARISON						
POS	NO	NAME	TIME	NO	NAME	TIME	NO	NAME	TIME	POS	NO	NAME	IDEAL	BEST	DIFF
													PERFECT LAP	1:38.038	
1	16	HARRISON	30.825	77	WOOD	43.767	14	MCALEER	23.446	1	77	WOOD	1:38.325	1:39.046	0.721
2	80	CALEY	30.828	80	CALEY	43.875	11	CALEY	23.563	2	14	MCALEER	1:38.451	1:39.191	0.740
3	77	WOOD	30.944	14	MCALEER	43.982	77	WOOD	23.614	3	80	CALEY	1:38.521	1:38.869	0.348
4	2	MORRIS	30.966	11	CALEY	44.069	16	HARRISON	23.657	4	16	HARRISON	1:38.644	1:39.207	0.563
5	14	MCALEER	31.023	2	MORRIS	44.100	2	MORRIS	23.739	5	11	CALEY	1:38.687	1:38.937	0.250
6	11	CALEY	31.055	16	HARRISON	44.162	80	CALEY	23.818	6	2	MORRIS	1:38.805	1:39.265	0.460
7	17	MUGGERIDGE	31.216	9	DYER	44.624	9	DYER	23.836	7	9	DYER	1:39.725	1:39.809	0.084
8	9	DYER	31.265	17	MUGGERIDGE	45.017	74	BRYAN	23.902	8	17	MUGGERIDGE	1:40.209	1:40.523	0.314
9	22	EVANS	31.450	74	BRYAN	45.074	17	MUGGERIDGE	23.976	9	74	BRYAN	1:40.455	1:40.455	0.000
10	74	BRYAN	31.479	7	WALKER	45.190	22	EVANS	24.180	10	22	EVANS	1:41.110	1:41.773	0.663
11	88	SIMPSON	31.504	88	SIMPSON	45.332	4	TOON	24.200	11	88	SIMPSON	1:41.164	1:41.532	0.368
12	3	MORRIS	31.614	3	MORRIS	45.358	3	MORRIS	24.289	12	7	WALKER	1:41.195	1:41.622	0.427
13	7	WALKER	31.648	4	TOON	45.472	88	SIMPSON	24.328	13	3	MORRIS	1:41.261	1:41.565	0.304
14	4	TOON	31.757	22	EVANS	45.480	7	WALKER	24.357	14	4	TOON	1:41.429	1:41.429	0.000
15	70	ARCHER	31.857	70	ARCHER	45.542	69	CHATHAM	24.437	15	69	CHATHAM	1:41.976	1:42.206	0.230
16	69	CHATHAM	31.888	69	CHATHAM	45.651	45	SEAGRAVE	24.545	16	70	ARCHER	1:42.038	1:42.117	0.079
17	45	SEAGRAVE	32.235	8	RICE	46.047	10	MORRIS	24.638	17	45	SEAGRAVE	1:43.051	1:43.602	0.551
18	10	MORRIS	32.325	15	KHAN	46.181	70	ARCHER	24.639	18	10	MORRIS	1:43.331	1:43.411	0.080
19	15	KHAN	32.428	45	SEAGRAVE	46.271	8	RICE	25.025	19	8	RICE	1:43.617	1:43.671	0.054
20	8	RICE	32.545	10	MORRIS	46.368	15	KHAN	25.170	20	15	KHAN	1:43.779	1:44.087	0.308
21	24	HAZELTON	33.486	52	LABBETT	49.058	24	HAZELTON	25.712	21	24	HAZELTON	1:48.456	1:48.456	0.000
22	52	LABBETT	33.739	24	HAZELTON	49.258	52	LABBETT	25.883	22	52	LABBETT	1:48.680	1:48.716	0.036
23	5	RICHARDSON	34.715	5	RICHARDSON	49.764	5	RICHARDSON	26.420	23	5	RICHARDSON	1:50.899	1:51.213	0.314
24										24	44	PORTER		1:41.726	

Porsche Club Championship with Pirelli

RACE 5 - STATISTICS

Competitors Started 24
Planned Start 2023-04-29 @ 15:00:00.000
Actual Start 2023-04-29 @ 15:07:43.121
Finish Time 2023-04-29 @ 15:27:43.254
Track Length 2.4332mi.
Total Laps 276
Total Distance Covered 671.5879mi.

Session Fastest Lap History

NO	CL	NAME	LAP TIME	TIME OF DAY	LAP	VEHICLE
80	1	Bill CALEY	1:45.102	15:09:28.245	1	Porsche Cayman
80	1	Bill CALEY	1:38.960	15:11:07.204	2	Porsche Cayman
11	1	James CALEY	1:38.937	15:16:06.868	5	Porsche 997
80	1	Bill CALEY	1:38.869	15:19:23.544	7	Porsche Cayman

Session Leader History

NO	CL	NAME	FROM LAP	LAPS LED	DISTANCE	VEHICLE
80	1	Bill CALEY	1	12	29.19 miles	Porsche Cayman

Flag History

TYPE	TIME OF DAY
GREEN	15:07:43.121
FINISH	15:27:43.254

Flag Statistics

TYPE	COUNT	TOTAL LAPS	TOTAL TIME
Green	1	12	22:30.472
Red	0	0	0.000
Safety Car	0	0	0.000
FCY	0	0	0.000

Porsche Club Championship with Pirelli

RACE 5 - STATISTICS

CLASS : 1

12 Starters

Fastest Lap History

NO	NAME	LAP TIME	TIME OF DAY	LAP	VEHICLE
80	Bill CALEY	1:45.102	15:09:28.245	1	Porsche Cayman
80	Bill CALEY	1:38.960	15:11:07.204	2	Porsche Cayman
11	James CALEY	1:38.937	15:16:06.868	5	Porsche 997
80	Bill CALEY	1:38.869	15:19:23.544	7	Porsche Cayman

Leader History

NO	NAME	FROM LAP	LAPS LED	DISTANCE	VEHICLE
80	Bill CALEY	1	12	29.19 miles	Porsche Cayman

Porsche Club Championship with Pirelli

RACE 5 - STATISTICS

CLASS : 2

12 Starters

Fastest Lap History

NO	NAME	LAP TIME	TIME OF DAY	LAP	VEHICLE
44	Andrew PORTER	1:54.098	15:09:37.220	1	Porsche Boxster S
44	Andrew PORTER	1:44.031	15:11:21.251	2	Porsche Boxster S
7	Christian WALKER	1:43.643	15:13:07.769	3	Porsche Boxster S
3	Ross MORRIS	1:43.246	15:13:07.901	3	Porsche Boxster S
88	Paul SIMPSON	1:42.681	15:14:49.292	4	Porsche Boxster S
44	Andrew PORTER	1:41.819	15:16:32.560	5	Porsche Boxster S
44	Andrew PORTER	1:41.726	15:21:39.220	8	Porsche Boxster S
88	Paul SIMPSON	1:41.532	15:21:39.557	8	Porsche Boxster S

Leader History

NO	NAME	FROM LAP	LAPS LED	DISTANCE	VEHICLE
44	Andrew PORTER	1	2	4.86 miles	Porsche Boxster S
88	Paul SIMPSON	3	2	4.86 miles	Porsche Boxster S
44	Andrew PORTER	5	5	12.16 miles	Porsche Boxster S
88	Paul SIMPSON	10	3	7.29 miles	Porsche Boxster S