



**Porsche Club**  
Motorsport



**Donington Park**

1st April 2023

**Results**

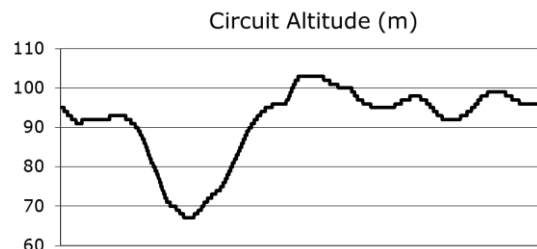
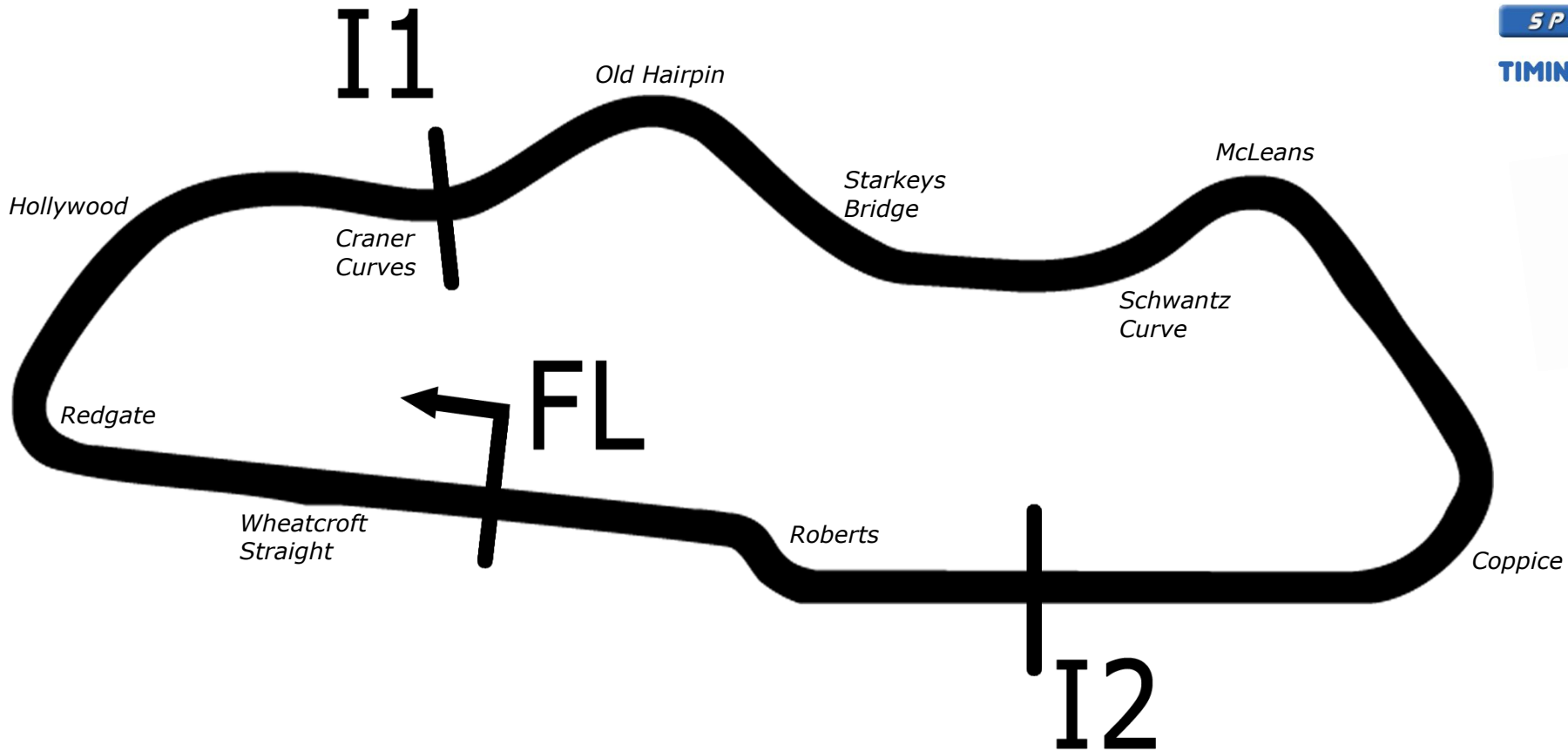


# Donington Park National



SPORTS TIMING

TIMING SOLUTIONS LTD



Length	1.9790 miles	3185.0 m	
FL		52.82971 N	1.37867 W
I1	941m	52.83226 N	1.37893 W
I2	2641m	52.82866 N	1.37129 W
Pit Entry	3100m	52.82951 N	1.37832 W
Pit Exit	229m after FL	52.82996 N	1.38205 W
Pit Entry-Pit Exit 256m, 18.4s @50kph, 15.3s @60kph			

All results available at [www.tsl-timing.com](http://www.tsl-timing.com)

# Porsche Club Championship with Pirelli

## QUALIFYING - RACE 7 - 2ND FASTEST CLASSIFICATION

POS	NO	CL	PIC NAME	ENTRY	TIME	ON	LAPS	GAP	DIFF	MPH
1	2	1	1 Peter MORRIS	Porsche 997	1:24.050	11	12			84.76
2	77	1	2 Steve WOOD	Porsche 996	1:25.089	12	12	1.039	1.039	83.73
3	11*	1	3 James CALEY	Porsche 997	1:25.191	11	11	1.141	0.102	83.63
4	14	1	4 Mark MCALEER	Porsche 997	1:25.538	10	12	1.488	0.347	83.29
5	62	1	5 Neil DELAGRY	Porsche 997	1:25.916	10	12	1.866	0.378	82.92
6	25	1	6 Harry MAILER	Porsche Cayman	1:26.130	10	11	2.080	0.214	82.71
7	17	1	7 Andrew MUGGERIDGE	Porsche 996	1:26.583	11	12	2.533	0.453	82.28
8	80	1	8 Bill CALEY	Porsche Cayman	1:27.455	11	12	3.405	0.872	81.46
9	9	1	9 Chris DYER	Porsche Cayman	1:27.707	11	12	3.657	0.252	81.23
10	12*	1	10 Warren MCKINALY	Porsche Cayman	1:27.941	11	12	3.891	0.234	81.01
11	85	1	11 Richard BAYSTON	Porsche 996	1:29.198	11	12	5.148	1.257	79.87
12	4	1	12 Andy TOON	Porsche Cayman	1:29.976	12	12	5.926	0.778	79.18
13	44*	2	1 Andrew PORTER	Porsche Boxster S	1:30.268	7	9	6.218	0.292	78.92
14	69	2	2 Oliver CHATHAM	Porsche Boxster S	1:31.645	10	12	7.595	1.377	77.74
15	74	1	13 Jim BYRAN	Porsche 996	1:33.778	11	12	9.728	2.133	75.97
16	22	1	14 Peter EVANS	Porsche 996	1:34.070	10	12	10.020	0.292	75.73
17	52	2	3 Darren LABBETT	Porsche Boxster S	1:34.261	12	12	10.211	0.191	75.58
18	70	2	4 Angus ARCHER	Porsche Boxster S	1:34.307	10	11	10.257	0.046	75.54
19	3	2	5 Ross MORRIS	Porsche Boxster S	1:34.382	12	12	10.332	0.075	75.48
20	64	1	15 Vince BLACKER	Porsche Cayman	1:35.589	9	10	11.539	1.207	74.53
21	15*	2	6 Shiraz KHAN	Porsche Boxster S	1:35.771	6	9	11.721	0.182	74.39
22	24*	2	7 Carl HAZELTON	Porsche Boxster S	1:37.691	5	8	13.641	1.920	72.93
23	8	2	8 Harry RICE	Porsche Boxster S	1:38.714	8	11	14.664	1.023	72.17
24	5	2	9 Brian RICHARDSON	Porsche Boxster S	1:41.277	9	10	17.227	2.563	70.34
25	88	2	10 Paul SIMPSON	Porsche Boxster S	1:41.979	8	9	17.929	0.702	69.86
26	89	1	16 ATHERTON / ROWLANDS	Porsche Cayman	1:46.744	3	10	22.694	4.765	66.74
27	10	2	11 Julian MORRIS	Porsche Boxster S	1:55.173	3	8	31.123	8.429	61.86
28	32	1	17 Ed HAYES	Porsche Cayman	1:57.279	1	2	33.229	2.106	60.74

\*Cars 11, 12, 15, 24 & 44 require working transponders - Regulation Q12.8.1 refers.

Weather / Track : Cloudy / Damp

These results are provisional until the conclusion of any judicial and technical matters.

Donington Park National: 1.9790 miles

Date: 01/04/2023 Start: 09:28 Finish: 09:48

Clerk Of Course : Andy Stevens

Stewards :

Timekeeper : Nick Palmer

**Porsche Club Championship with Pirelli**  
**QUALIFYING - RACE 2 - CLASSIFICATION**

POS	NO	CL	PIC NAME	ENTRY	TIME	ON	LAPS	GAP	DIFF	MPH
1	25	1	1 Harry MAILER	Porsche Cayman	1:21.790	11	11			87.10
2	2	1	2 Peter MORRIS	Porsche 997	1:21.863	12	12	0.073	0.073	87.03
3	62	1	3 Neil DELAGRY	Porsche 997	1:24.474	11	12	2.684	2.611	84.34
4	11*	1	4 James CALEY	Porsche 997	1:24.787	10	11	2.997	0.313	84.02
5	14	1	5 Mark MCALEER	Porsche 997	1:24.914	11	12	3.124	0.127	83.90
6	77	1	6 Steve WOOD	Porsche 996	1:24.946	11	12	3.156	0.032	83.87
7	80	1	7 Bill CALEY	Porsche Cayman	1:25.213	12	12	3.423	0.267	83.60
8	9	1	8 Chris DYER	Porsche Cayman	1:26.180	12	12	4.390	0.967	82.67
9	17	1	9 Andrew MUGGERIDGE	Porsche 996	1:26.211	12	12	4.421	0.031	82.64
10	12*	1	10 Warren MCKINALY	Porsche Cayman	1:26.422	12	12	4.632	0.211	82.44
11	44*	2	1 Andrew PORTER	Porsche Boxster S	1:27.590	9	9	5.800	1.168	81.34
12	85	1	11 Richard BAYSTON	Porsche 996	1:28.752	12	12	6.962	1.162	80.27
13	4	1	12 Andy TOON	Porsche Cayman	1:29.791	11	12	8.001	1.039	79.34
14	69	2	2 Oliver CHATHAM	Porsche Boxster S	1:30.917	11	12	9.127	1.126	78.36
15	22	1	13 Peter EVANS	Porsche 996	1:31.160	12	12	9.370	0.243	78.15
16	74	1	14 Jim BYRAN	Porsche 996	1:31.665	12	12	9.875	0.505	77.72
17	15*	2	3 Shiraz KHAN	Porsche Boxster S	1:32.091	9	9	10.301	0.426	77.36
18	70	2	4 Angus ARCHER	Porsche Boxster S	1:32.811	11	11	11.021	0.720	76.76
19	52	2	5 Darren LABBETT	Porsche Boxster S	1:32.913	11	12	11.123	0.102	76.68
20	3	2	6 Ross MORRIS	Porsche Boxster S	1:33.807	11	12	12.017	0.894	75.95
21	64	1	15 Vince BLACKER	Porsche Cayman	1:34.016	10	10	12.226	0.209	75.78
22	8	2	7 Harry RICE	Porsche Boxster S	1:36.240	7	11	14.450	2.224	74.02
23	24*	2	8 Carl HAZELTON	Porsche Boxster S	1:37.244	6	8	15.454	1.004	73.26
24	88	2	9 Paul SIMPSON	Porsche Boxster S	1:39.672	9	9	17.882	2.428	71.48
25	5	2	10 Brian RICHARDSON	Porsche Boxster S	1:40.209	10	10	18.419	0.537	71.09
26	32	1	16 Ed HAYES	Porsche Cayman	1:40.748	2	2	18.958	0.539	70.71
27	89	1	17 ATHERTON / ROWLANDS	Porsche Cayman	1:44.553	5	10	22.763	3.805	68.14
28	10	2	11 Julian MORRIS	Porsche Boxster S	1:52.730	2	8	30.940	8.177	63.20

\*Cars 11, 12, 15, 24 & 44 require working transponders - Regulation Q12.8.1 refers.

Weather / Track : Cloudy / Damp

These results are provisional until the conclusion of any judicial and technical matters.

Donington Park National: 1.9790 miles

Date: 01/04/2023 Start: 09:28 Finish: 09:48

Clerk Of Course : Andy Stevens

Stewards :

Timekeeper : Nick Palmer

# Porsche Club Championship with Pirelli

## QUALIFYING - RACE 7 - 2ND FASTEST CLASSIFICATION - AMENDED 2

POS	NO	CL	PIC NAME	ENTRY	TIME	ON	LAPS	GAP	DIFF	MPH
1	2	1	1 Peter MORRIS	Porsche 997	1:24.050	11	12			84.76
2	77	1	2 Steve WOOD	Porsche 996	1:25.089	12	12	1.039	1.039	83.73
3	11*	1	3 James CALEY	Porsche 997	1:25.191	11	11	1.141	0.102	83.63
4	14	1	4 Mark MCALEER	Porsche 997	1:25.538	10	12	1.488	0.347	83.29
5	62	1	5 Neil DELAGRY	Porsche 997	1:25.916	10	12	1.866	0.378	82.92
6	25	1	6 Harry MAILER	Porsche Cayman	1:26.130	10	11	2.080	0.214	82.71
7	17	1	7 Andrew MUGGERIDGE	Porsche 996	1:26.583	11	12	2.533	0.453	82.28
8	80	1	8 Bill CALEY	Porsche Cayman	1:27.455	11	12	3.405	0.872	81.46
9	9	1	9 Chris DYER	Porsche Cayman	1:27.707	11	12	3.657	0.252	81.23
10	12*	1	10 Warren MCKINALY	Porsche Cayman	1:27.941	11	12	3.891	0.234	81.01
11	4	1	11 Andy TOON	Porsche Cayman	1:29.976	12	12	5.926	2.035	79.18
12	44*	2	1 Andrew PORTER	Porsche Boxster S	1:30.268	7	9	6.218	0.292	78.92
13	69	2	2 Oliver CHATHAM	Porsche Boxster S	1:31.645	10	12	7.595	1.377	77.74
14	74	1	12 Jim BYRAN	Porsche 996	1:33.778	11	12	9.728	2.133	75.97
15	22	1	13 Peter EVANS	Porsche 996	1:34.070	10	12	10.020	0.292	75.73
16	52	2	3 Darren LABBETT	Porsche Boxster S	1:34.261	12	12	10.211	0.191	75.58
17	3	2	4 Ross MORRIS	Porsche Boxster S	1:34.382	12	12	10.332	0.121	75.48
18	64	1	14 Vince BLACKER	Porsche Cayman	1:35.589	9	10	11.539	1.207	74.53
19	15*	2	5 Shiraz KHAN	Porsche Boxster S	1:35.771	6	9	11.721	0.182	74.39
20	24*	2	6 Carl HAZELTON	Porsche Boxster S	1:37.691	5	8	13.641	1.920	72.93
21	8	2	7 Harry RICE	Porsche Boxster S	1:38.714	8	11	14.664	1.023	72.17
22	5	2	8 Brian RICHARDSON	Porsche Boxster S	1:41.277	9	10	17.227	2.563	70.34
23	88	2	9 Paul SIMPSON	Porsche Boxster S	1:41.979	8	9	17.929	0.702	69.86
24	89	1	15 ATHERTON / ROWLANDS	Porsche Cayman	1:46.744	3	10	22.694	4.765	66.74
25	10	2	10 Julian MORRIS	Porsche Boxster S	1:55.173	3	8	31.123	8.429	61.86
26	32	1	16 Ed HAYES	Porsche Cayman	1:57.279	1	2	33.229	2.106	60.74
DQ	70	2	Angus ARCHER	Porsche Boxster S						
DQ	85	1	Richard BAYSTON	Porsche 996						

Car 70 disqualified from meeting - Regulation C3.5.1 (a) / G5.3 refers.

Car 85 disqualified from qualifying - Regulation Q12.24.3. refers.

\*Cars 11, 12, 15, 24 & 44 require working transponders - Regulation Q12.8.1 refers.

Weather / Track : Cloudy / Damp

These results are provisional until the conclusion of any judicial and technical matters.

Donington Park National: 1.9790 miles

Date: 01/04/2023 Start: 09:28 Finish: 09:48

Clerk Of Course : Andy Stevens

Stewards :

Timekeeper : Nick Palmer

# Porsche Club Championship with Pirelli

## QUALIFYING - RACE 7 - 2ND FASTEST CLASSIFICATION - AMENDED

POS	NO	CL	PIC NAME	ENTRY	TIME	ON	LAPS	GAP	DIFF	MPH
1	2	1	1 Peter MORRIS	Porsche 997	1:24.050	11	12			84.76
2	77	1	2 Steve WOOD	Porsche 996	1:25.089	12	12	1.039	1.039	83.73
3	11*	1	3 James CALEY	Porsche 997	1:25.191	11	11	1.141	0.102	83.63
4	14	1	4 Mark MCALEER	Porsche 997	1:25.538	10	12	1.488	0.347	83.29
5	62	1	5 Neil DELAGRY	Porsche 997	1:25.916	10	12	1.866	0.378	82.92
6	25	1	6 Harry MAILER	Porsche Cayman	1:26.130	10	11	2.080	0.214	82.71
7	17	1	7 Andrew MUGGERIDGE	Porsche 996	1:26.583	11	12	2.533	0.453	82.28
8	80	1	8 Bill CALEY	Porsche Cayman	1:27.455	11	12	3.405	0.872	81.46
9	9	1	9 Chris DYER	Porsche Cayman	1:27.707	11	12	3.657	0.252	81.23
10	12*	1	10 Warren MCKINALY	Porsche Cayman	1:27.941	11	12	3.891	0.234	81.01
11	4	1	11 Andy TOON	Porsche Cayman	1:29.976	12	12	5.926	2.035	79.18
12	44*	2	1 Andrew PORTER	Porsche Boxster S	1:30.268	7	9	6.218	0.292	78.92
13	69	2	2 Oliver CHATHAM	Porsche Boxster S	1:31.645	10	12	7.595	1.377	77.74
14	74	1	12 Jim BYRAN	Porsche 996	1:33.778	11	12	9.728	2.133	75.97
15	22	1	13 Peter EVANS	Porsche 996	1:34.070	10	12	10.020	0.292	75.73
16	52	2	3 Darren LABBETT	Porsche Boxster S	1:34.261	12	12	10.211	0.191	75.58
17	70	2	4 Angus ARCHER	Porsche Boxster S	1:34.307	10	11	10.257	0.046	75.54
18	3	2	5 Ross MORRIS	Porsche Boxster S	1:34.382	12	12	10.332	0.075	75.48
19	64	1	14 Vince BLACKER	Porsche Cayman	1:35.589	9	10	11.539	1.207	74.53
20	15*	2	6 Shiraz KHAN	Porsche Boxster S	1:35.771	6	9	11.721	0.182	74.39
21	24*	2	7 Carl HAZELTON	Porsche Boxster S	1:37.691	5	8	13.641	1.920	72.93
22	8	2	8 Harry RICE	Porsche Boxster S	1:38.714	8	11	14.664	1.023	72.17
23	5	2	9 Brian RICHARDSON	Porsche Boxster S	1:41.277	9	10	17.227	2.563	70.34
24	88	2	10 Paul SIMPSON	Porsche Boxster S	1:41.979	8	9	17.929	0.702	69.86
25	89	1	15 ATHERTON / ROWLANDS	Porsche Cayman	1:46.744	3	10	22.694	4.765	66.74
26	10	2	11 Julian MORRIS	Porsche Boxster S	1:55.173	3	8	31.123	8.429	61.86
27	32	1	16 Ed HAYES	Porsche Cayman	1:57.279	1	2	33.229	2.106	60.74
DQ	85	1	Richard BAYSTON	Porsche 996						

Car 85 disqualified from qualifying - Regulation Q12.24.3. refers.

\*Cars 11, 12, 15, 24 & 44 require working transponders - Regulation Q12.8.1 refers.

Weather / Track : Cloudy / Damp

These results are provisional until the conclusion of any judicial and technical matters.

Donington Park National: 1.9790 miles

Date: 01/04/2023 Start: 09:28 Finish: 09:48

Clerk Of Course : Andy Stevens

Stewards :

Timekeeper : Nick Palmer

# Porsche Club Championship with Pirelli

## QUALIFYING - RACE 2 - CLASSIFICATION - AMENDED 2

POS	NO	CL	PIC NAME	ENTRY	TIME	ON	LAPS	GAP	DIFF	MPH
1	25	1	1 Harry MAILER	Porsche Cayman	1:21.790	11	11			87.10
2	2	1	2 Peter MORRIS	Porsche 997	1:21.863	12	12	0.073	0.073	87.03
3	62	1	3 Neil DELAGRY	Porsche 997	1:24.474	11	12	2.684	2.611	84.34
4	11*	1	4 James CALEY	Porsche 997	1:24.787	10	11	2.997	0.313	84.02
5	14	1	5 Mark MCALEER	Porsche 997	1:24.914	11	12	3.124	0.127	83.90
6	77	1	6 Steve WOOD	Porsche 996	1:24.946	11	12	3.156	0.032	83.87
7	80	1	7 Bill CALEY	Porsche Cayman	1:25.213	12	12	3.423	0.267	83.60
8	9	1	8 Chris DYER	Porsche Cayman	1:26.180	12	12	4.390	0.967	82.67
9	17	1	9 Andrew MUGGERIDGE	Porsche 996	1:26.211	12	12	4.421	0.031	82.64
10	12*	1	10 Warren MCKINALY	Porsche Cayman	1:26.422	12	12	4.632	0.211	82.44
11	44*	2	1 Andrew PORTER	Porsche Boxster S	1:27.590	9	9	5.800	1.168	81.34
12	4	1	11 Andy TOON	Porsche Cayman	1:29.791	11	12	8.001	2.201	79.34
13	69	2	2 Oliver CHATHAM	Porsche Boxster S	1:30.917	11	12	9.127	1.126	78.36
14	22	1	12 Peter EVANS	Porsche 996	1:31.160	12	12	9.370	0.243	78.15
15	74	1	13 Jim BYRAN	Porsche 996	1:31.665	12	12	9.875	0.505	77.72
16	15*	2	3 Shiraz KHAN	Porsche Boxster S	1:32.091	9	9	10.301	0.426	77.36
17	52	2	4 Darren LABBETT	Porsche Boxster S	1:32.913	11	12	11.123	0.822	76.68
18	3	2	5 Ross MORRIS	Porsche Boxster S	1:33.807	11	12	12.017	0.894	75.95
19	64	1	14 Vince BLACKER	Porsche Cayman	1:34.016	10	10	12.226	0.209	75.78
20	8	2	6 Harry RICE	Porsche Boxster S	1:36.240	7	11	14.450	2.224	74.02
21	24*	2	7 Carl HAZELTON	Porsche Boxster S	1:37.244	6	8	15.454	1.004	73.26
22	88	2	8 Paul SIMPSON	Porsche Boxster S	1:39.672	9	9	17.882	2.428	71.48
23	5	2	9 Brian RICHARDSON	Porsche Boxster S	1:40.209	10	10	18.419	0.537	71.09
24	32	1	15 Ed HAYES	Porsche Cayman	1:40.748	2	2	18.958	0.539	70.71
25	89	1	16 ATHERTON / ROWLANDS	Porsche Cayman	1:44.553	5	10	22.763	3.805	68.14
26	10	2	10 Julian MORRIS	Porsche Boxster S	1:52.730	2	8	30.940	8.177	63.20
DQ	70	2	Angus ARCHER	Porsche Boxster S						
DQ	85	1	Richard BAYSTON	Porsche 996						

Car 70 disqualified from meeting - Regulation C3.5.1 (a) / G5.3 refers.

Car 85 disqualified from qualifying - Regulation Q12.24.3. refers.

\*Cars 11, 12, 15, 24 & 44 require working transponders - Regulation Q12.8.1 refers.

Weather / Track : Cloudy / Damp

These results are provisional until the conclusion of any judicial and technical matters.

Donington Park National: 1.9790 miles

Date: 01/04/2023 Start: 09:28 Finish: 09:48

Clerk Of Course : Andy Stevens

Stewards :

Timekeeper : Nick Palmer

# Porsche Club Championship with Pirelli

## QUALIFYING - RACE 2 - CLASSIFICATION - AMENDED

POS	NO	CL	PIC NAME	ENTRY	TIME	ON	LAPS	GAP	DIFF	MPH
1	25	1	1 Harry MAILER	Porsche Cayman	1:21.790	11	11			87.10
2	2	1	2 Peter MORRIS	Porsche 997	1:21.863	12	12	0.073	0.073	87.03
3	62	1	3 Neil DELAGRY	Porsche 997	1:24.474	11	12	2.684	2.611	84.34
4	11*	1	4 James CALEY	Porsche 997	1:24.787	10	11	2.997	0.313	84.02
5	14	1	5 Mark MCALEER	Porsche 997	1:24.914	11	12	3.124	0.127	83.90
6	77	1	6 Steve WOOD	Porsche 996	1:24.946	11	12	3.156	0.032	83.87
7	80	1	7 Bill CALEY	Porsche Cayman	1:25.213	12	12	3.423	0.267	83.60
8	9	1	8 Chris DYER	Porsche Cayman	1:26.180	12	12	4.390	0.967	82.67
9	17	1	9 Andrew MUGGERIDGE	Porsche 996	1:26.211	12	12	4.421	0.031	82.64
10	12*	1	10 Warren MCKINALY	Porsche Cayman	1:26.422	12	12	4.632	0.211	82.44
11	44*	2	1 Andrew PORTER	Porsche Boxster S	1:27.590	9	9	5.800	1.168	81.34
12	4	1	11 Andy TOON	Porsche Cayman	1:29.791	11	12	8.001	2.201	79.34
13	69	2	2 Oliver CHATHAM	Porsche Boxster S	1:30.917	11	12	9.127	1.126	78.36
14	22	1	12 Peter EVANS	Porsche 996	1:31.160	12	12	9.370	0.243	78.15
15	74	1	13 Jim BYRAN	Porsche 996	1:31.665	12	12	9.875	0.505	77.72
16	15*	2	3 Shiraz KHAN	Porsche Boxster S	1:32.091	9	9	10.301	0.426	77.36
17	70	2	4 Angus ARCHER	Porsche Boxster S	1:32.811	11	11	11.021	0.720	76.76
18	52	2	5 Darren LABBETT	Porsche Boxster S	1:32.913	11	12	11.123	0.102	76.68
19	3	2	6 Ross MORRIS	Porsche Boxster S	1:33.807	11	12	12.017	0.894	75.95
20	64	1	14 Vince BLACKER	Porsche Cayman	1:34.016	10	10	12.226	0.209	75.78
21	8	2	7 Harry RICE	Porsche Boxster S	1:36.240	7	11	14.450	2.224	74.02
22	24*	2	8 Carl HAZELTON	Porsche Boxster S	1:37.244	6	8	15.454	1.004	73.26
23	88	2	9 Paul SIMPSON	Porsche Boxster S	1:39.672	9	9	17.882	2.428	71.48
24	5	2	10 Brian RICHARDSON	Porsche Boxster S	1:40.209	10	10	18.419	0.537	71.09
25	32	1	15 Ed HAYES	Porsche Cayman	1:40.748	2	2	18.958	0.539	70.71
26	89	1	16 ATHERTON / ROWLANDS	Porsche Cayman	1:44.553	5	10	22.763	3.805	68.14
27	10	2	11 Julian MORRIS	Porsche Boxster S	1:52.730	2	8	30.940	8.177	63.20
DQ	85	1	Richard BAYSTON	Porsche 996						

Car 85 disqualified from qualifying - Regulation Q12.24.3. refers.

\*Cars 11, 12, 15, 24 & 44 require working transponders - Regulation Q12.8.1 refers.

Weather / Track : Cloudy / Damp

These results are provisional until the conclusion of any judicial and technical matters.

Donington Park National: 1.9790 miles

Date: 01/04/2023 Start: 09:28 Finish: 09:48

Clerk Of Course : Andy Stevens

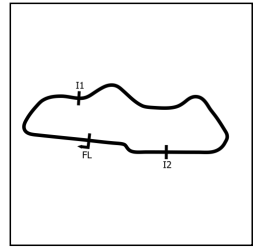
Stewards :

Timekeeper : Nick Palmer



# Porsche Club Championship with Pirelli

## QUALIFYING - RACE 2 - SECTOR ANALYSIS



SECTOR 1 = FL to I1, SECTOR 2 = I1 to I2, SECTOR 3 = I2 to FL, DIFF = Difference To Personal Best Lap, P = Crossed Finish Line in Pit Lane, D = Time Disallowed

P1 25 1		Harry MAILER		Porsche Cayman			
IDEAL LAP TIME : 1:21.790		BEST LAP TIME : 1:21.790		DIFFERENCE : 0.000			
LAP	SECTOR 1	SECTOR 2	SECTOR 3	LAP TIME	MPH	DIFF	TIME OF DAY
1 -				1:54.214	62.37	32.424	09:30:46.938
2 -			16.266	1:38.823	72.09	17.033	09:32:25.761
3 -	26.068	50.373	15.805	1:32.246	77.23	10.456	09:33:58.007
4 -	26.509	55.400	20.263	1:42.172	69.73	20.382	09:35:40.179
5 -			20.318	1:54.192	62.39	32.402	09:37:34.371
6 -	35.693	1:06.036	IN PIT	2:03.827	P 57.53	42.037	09:39:38.198
7 -	OUTLAP		15.262	3:01.803	39.18	1:40.013	09:42:40.001
8 -	25.493	48.674	15.613	1:29.780	79.35	7.990	09:44:09.781
9 -			15.318	1:27.030 (3)	81.86	5.240	09:45:36.811
10 -			16.083	1:26.130 (2)	82.71	4.340	09:47:02.941
11 -	23.653	43.819	14.318	1:21.790 (1)	87.10		09:48:24.731

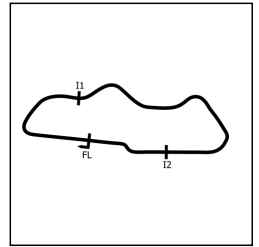
P2 2 1		Peter MORRIS		Porsche 997			
IDEAL LAP TIME : 1:21.863		BEST LAP TIME : 1:21.863		DIFFERENCE : 0.000			
LAP	SECTOR 1	SECTOR 2	SECTOR 3	LAP TIME	MPH	DIFF	TIME OF DAY
1 -	33.354	58.659	20.622	1:52.635	63.25	30.772	09:30:50.020
2 -	28.049	57.938	16.705	1:42.692	69.37	20.829	09:32:32.712
3 -	26.582	52.871	16.836	1:36.289	73.99	14.426	09:34:09.001
4 -	26.881	55.482	18.562	1:40.925	70.59	19.062	09:35:49.926
5 -	31.380	1:00.630	20.593	1:52.603	63.27	30.740	09:37:42.529
6 -	33.414	1:09.380	19.120	2:01.914	58.43	40.051	09:39:44.443
7 -	25.945	50.605	15.277	1:31.827	77.58	9.964	09:41:16.270
8 -	24.430	47.117	15.031	1:26.578	82.29	4.715	09:42:42.848
9 -	24.631	49.583	15.007	1:29.221	79.85	7.358	09:44:12.069
10 -	23.751	46.164	15.031	1:24.946 (3)	83.87	3.083	09:45:37.015
11 -	23.826	45.088	15.136	1:24.050 (2)	84.76	2.187	09:47:01.065
12 -	23.191	44.303	14.369	1:21.863 (1)	87.03		09:48:22.928

P3 62 1		Neil DELAGRY		Porsche 997			
IDEAL LAP TIME : 1:23.737		BEST LAP TIME : 1:24.474		DIFFERENCE : 0.737			
LAP	SECTOR 1	SECTOR 2	SECTOR 3	LAP TIME	MPH	DIFF	TIME OF DAY
1 -	32.774	59.991	19.503	1:52.268	63.46	27.794	09:30:53.159
2 -	30.019	54.838	17.630	1:42.487	69.51	18.013	09:32:35.646
3 -	28.700	54.523	16.608	1:39.831	71.36	15.357	09:34:15.477
4 -	27.594	54.921	18.623	1:41.138	70.44	16.664	09:35:56.615
5 -	30.544	58.543	20.173	1:49.260	65.20	24.786	09:37:45.875
6 -	33.071	1:11.242	19.451	2:03.764	57.56	39.290	09:39:49.639
7 -	26.617	50.212	15.494	1:32.323	77.17	7.849	09:41:21.962
8 -	26.432	49.863	15.269	1:31.564	77.81	7.090	09:42:53.526
9 -	25.096	47.366	14.881	1:27.343	81.57	2.869	09:44:20.869
10 -	24.665	46.516	14.735	1:25.916 (2)	82.92	1.442	09:45:46.785
11 -	24.380	45.860	14.234	1:24.474 (1)	84.34		09:47:11.259
12 -	23.643	46.974	15.491	1:26.108 (3)	82.74	1.634	09:48:37.367

P4 11 1		James CALEY		Porsche 997			
IDEAL LAP TIME :		BEST LAP TIME : 1:24.787		DIFFERENCE :			
LAP	SECTOR 1	SECTOR 2	SECTOR 3	LAP TIME	MPH	DIFF	TIME OF DAY
1 -				3:40.383	32.32	2:15.596	09:32:25.989
2 -				1:35.079	74.93	10.292	09:34:01.068
3 -				1:42.262	69.67	17.475	09:35:43.330
4 -				1:55.760	61.54	30.973	09:37:39.090
5 -				2:00.747	59.00	35.960	09:39:39.837
6 -				1:37.758	72.88	12.971	09:41:17.595
7 -				1:32.912	76.68	8.125	09:42:50.507
8 -				1:31.859	77.56	7.072	09:44:22.366
9 -				1:27.471 (3)	81.45	2.684	09:45:49.837
10 -				1:24.787 (1)	84.02		09:47:14.624
11 -				1:25.191 (2)	83.63	0.404	09:48:39.815

# Porsche Club Championship with Pirelli

## QUALIFYING - RACE 2 - SECTOR ANALYSIS



SECTOR 1 = FL to I1, SECTOR 2 = I1 to I2, SECTOR 3 = I2 to FL, DIFF = Difference To Personal Best Lap, P = Crossed Finish Line in Pit Lane, D = Time Disallowed

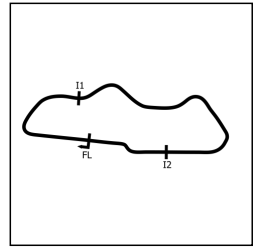
P5 14 1		Mark MCALEER		Porsche 997			
IDEAL LAP TIME : 1:24.913		BEST LAP TIME : 1:24.914		DIFFERENCE : 0.001			
LAP	SECTOR 1	SECTOR 2	SECTOR 3	LAP TIME	MPH	DIFF	TIME OF DAY
1 -	34.766	1:01.502	20.789	1:57.057	60.86	32.143	09:30:41.380
2 -	30.334	54.036	17.163	1:41.533	70.17	16.619	09:32:22.913
3 -	26.751	49.585	15.824	1:32.160	77.30	7.246	09:33:55.073
4 -	26.937	57.054	20.261	1:44.252	68.34	19.338	09:35:39.325
5 -	32.168	1:01.697	20.174	1:54.039	62.47	29.125	09:37:33.364
6 -	35.381	1:05.881	20.916	2:02.178	58.31	37.264	09:39:35.542
7 -	27.634	48.637	15.547	1:31.818	77.59	6.904	09:41:07.360
8 -	25.877	51.995	15.789	1:33.661	76.06	8.747	09:42:41.021
9 -	25.819	52.277	15.355	1:33.451	76.23	8.537	09:44:14.472
10 -	24.160	46.590	14.788	1:25.538 (2)	83.29	0.624	09:45:40.010
11 -	24.161	45.985	14.768	1:24.914 (1)	83.90		09:47:04.924
12 -	25.323	48.814	14.833	1:28.970 (3)	80.07	4.056	09:48:33.894

P6 77 1		Steve WOOD		Porsche 996			
IDEAL LAP TIME : 1:24.948		BEST LAP TIME : 1:24.946		DIFFERENCE : 0.448			
LAP	SECTOR 1	SECTOR 2	SECTOR 3	LAP TIME	MPH	DIFF	TIME OF DAY
1 -	35.094	1:01.681	18.830	1:55.605	61.62	30.659	09:30:42.889
2 -	29.942	53.702	17.478	1:41.122	70.45	16.176	09:32:24.011
3 -	27.527	50.957	16.214	1:34.698	75.23	9.752	09:33:58.709
4 -	26.760	57.344	19.471	1:43.575	68.78	18.629	09:35:42.284
5 -	32.133	1:02.976	19.857	1:54.966	61.97	30.020	09:37:37.250
6 -	34.519	1:06.318	19.152	1:59.989	59.37	35.043	09:39:37.239
7 -	28.919	50.189	15.970	1:35.078	74.93	10.132	09:41:12.317
8 -	25.946	50.306	15.237	1:31.489	77.87	6.543	09:42:43.806
9 -	25.164	49.074	15.089	1:29.327	79.75	4.381	09:44:13.133
10 -	24.649	46.694	15.139	1:26.482 (3)	82.38	1.536	09:45:39.615
11 -	24.074	46.125	14.747	1:24.946 (1)	83.87		09:47:04.561
12 -	24.606	46.184	14.299	1:25.089 (2)	83.73	0.143	09:48:29.650

P7 80 1		Bill CALEY		Porsche Cayman			
IDEAL LAP TIME : 1:25.213		BEST LAP TIME : 1:25.213		DIFFERENCE : 0.000			
LAP	SECTOR 1	SECTOR 2	SECTOR 3	LAP TIME	MPH	DIFF	TIME OF DAY
1 -	35.991	1:02.520	19.319	1:57.830	60.46	32.617	09:30:43.785
2 -	29.934	55.190	18.431	1:43.555	68.80	18.342	09:32:27.340
3 -	27.869	59.103	16.645	1:43.617	68.75	18.404	09:34:10.957
4 -	27.525	55.867	17.369	1:40.761	70.70	15.548	09:35:51.718
5 -	30.442	1:00.995	20.316	1:51.753	63.75	26.540	09:37:43.471
6 -	33.697	1:11.174	18.531	2:03.402	57.73	38.189	09:39:46.873
7 -	26.160	51.931	16.598	1:34.689	75.24	9.476	09:41:21.562
8 -	25.762	51.982	16.446	1:34.190	75.64	8.977	09:42:55.752
9 -	26.632	52.180	15.823	1:34.635	75.28	9.422	09:44:30.387
10 -	25.367	51.873	16.044	1:33.284 (3)	76.37	8.071	09:46:03.671
11 -	24.682	47.891	14.882	1:27.455 (2)	81.46	2.242	09:47:31.126
12 -	24.016	46.585	14.612	1:25.213 (1)	83.60		09:48:56.339

# Porsche Club Championship with Pirelli

## QUALIFYING - RACE 2 - SECTOR ANALYSIS



SECTOR 1 = FL to I1, SECTOR 2 = I1 to I2, SECTOR 3 = I2 to FL, DIFF = Difference To Personal Best Lap, P = Crossed Finish Line in Pit Lane, D = Time Disallowed

P8		9 1		Chris DYER		Porsche Cayman	
IDEAL LAP TIME : 1:26.180		BEST LAP TIME : 1:26.180		DIFFERENCE : 0.000			
LAP	SECTOR 1	SECTOR 2	SECTOR 3	LAP TIME	MPH	DIFF	TIME OF DAY
1 -	34.413	1:00.256	20.044	1:54.713	62.10	28.533	09:30:53.000
2 -	30.732	54.894	18.498	1:44.124	68.42	17.944	09:32:37.124
3 -	27.789	57.078	16.661	1:41.528	70.17	15.348	09:34:18.652
4 -	27.796	53.796	19.035	1:40.627	70.80	14.447	09:35:59.279
5 -	30.383	57.709	20.375	1:48.467	65.68	22.287	09:37:47.746
6 -	32.277	1:11.241	19.556	2:03.074	57.88	36.894	09:39:50.820
7 -	26.206	50.921	16.058	1:33.185	76.45	7.005	09:41:24.005
8 -	27.351	51.719	16.612	1:35.682	74.46	9.502	09:42:59.687
9 -	27.004	49.563	15.639	1:32.206	77.26	6.026	09:44:31.893
10 -	24.956	49.259	15.621	1:29.836 (3)	79.30	3.656	09:46:01.729
11 -	24.494	48.024	15.189	1:27.707 (2)	81.23	1.527	09:47:29.436
12 -	24.456	46.810	14.914	1:26.180 (1)	82.67		09:48:55.616

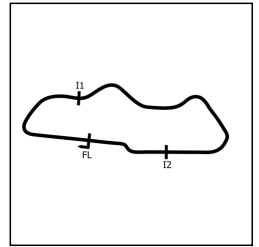
P9		17 1		Andrew MUGGERIDGE		Porsche 996	
IDEAL LAP TIME : 1:26.107		BEST LAP TIME : 1:26.211		DIFFERENCE : 0.104			
LAP	SECTOR 1	SECTOR 2	SECTOR 3	LAP TIME	MPH	DIFF	TIME OF DAY
1 -	35.178	1:02.299	19.938	1:57.415	60.67	31.204	09:30:45.844
2 -	31.740	59.566	17.968	1:49.274	65.19	23.063	09:32:35.118
3 -	28.927	58.297	16.285	1:43.509	68.83	17.298	09:34:18.627
4 -	27.113	53.049	19.017	1:39.179	71.83	12.968	09:35:57.806
5 -	30.198	58.399	IN PIT	1:50.768 P	64.32	24.557	09:37:48.574
6 -	OUTLAP	54.627	15.965	2:56.092	40.45	1:29.881	09:40:44.666
7 -	26.313	49.637	15.450	1:31.400	77.95	5.189	09:42:16.066
8 -	25.989	48.594	17.752	1:32.335	77.16	6.124	09:43:48.401
9 -	25.468	49.182	16.091	1:30.741	78.51	4.530	09:45:19.142
10 -	25.411	48.149	16.116	1:29.676 (3)	79.44	3.465	09:46:48.818
11 -	24.714	46.653	15.216	1:26.583 (2)	82.28	0.372	09:48:15.401
12 -	24.618	46.757	14.836	1:26.211 (1)	82.64		09:49:41.612

P10		12 1		Warren MCKINALY		Porsche Cayman	
IDEAL LAP TIME :		BEST LAP TIME : 1:26.422		DIFFERENCE :			
LAP	SECTOR 1	SECTOR 2	SECTOR 3	LAP TIME	MPH	DIFF	TIME OF DAY
1 -				2:09.683	54.93	43.261	09:31:12.715
2 -				1:47.466	66.29	21.044	09:33:00.181
3 -				1:40.253	71.06	13.831	09:34:40.434
4 -				1:49.530	65.04	23.108	09:36:29.964
5 -				1:44.315	68.29	17.893	09:38:14.279
6 -				1:51.242	64.04	24.820	09:40:05.521
7 -				1:32.217	77.25	5.795	09:41:37.738
8 -				1:33.863	75.90	7.441	09:43:11.601
9 -				1:37.433	73.12	11.011	09:44:49.034
10 -				1:31.078 (3)	78.22	4.656	09:46:20.112
11 -				1:27.941 (2)	81.01	1.519	09:47:48.053
12 -				1:26.422 (1)	82.44		09:49:14.475

P11		44 2		Andrew PORTER		Porsche Boxster S	
IDEAL LAP TIME : 1:27.590		BEST LAP TIME : 1:27.590		DIFFERENCE : 0.000			
LAP	SECTOR 1	SECTOR 2	SECTOR 3	LAP TIME	MPH	DIFF	TIME OF DAY
1 -				1:43.102	69.10	15.512	09:35:55.423
2 -			20.624	1:49.241	65.21	21.651	09:37:44.664
3 -	33.630	1:10.710	19.689	2:04.029	57.44	36.439	09:39:48.693
4 -	28.835	53.079	16.517	1:38.431	72.38	10.841	09:41:27.124
5 -	26.727	57.191	18.249	1:42.167	69.73	14.577	09:43:09.291
6 -	27.900	55.473	16.169	1:39.542	71.57	11.952	09:44:48.833
7 -	25.609	48.679	15.980	1:30.268 (2)	78.92	2.678	09:46:19.101
8 -	25.375	49.682	15.730	1:30.787 (3)	78.47	3.197	09:47:49.888
9 -	24.832	47.724	15.034	1:27.590 (1)	81.34		09:49:17.478

# Porsche Club Championship with Pirelli

## QUALIFYING - RACE 2 - SECTOR ANALYSIS



SECTOR 1 = FL to I1, SECTOR 2 = I1 to I2, SECTOR 3 = I2 to FL, DIFF = Difference To Personal Best Lap, P = Crossed Finish Line in Pit Lane, D = Time Disallowed

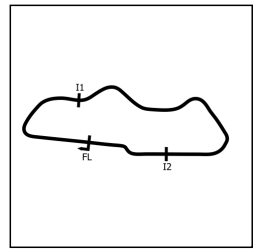
P12 85 1		Richard BAYSTON		Porsche 996			
IDEAL LAP TIME : 1:28.561		BEST LAP TIME : 1:28.752		DIFFERENCE : 0.191			
LAP	SECTOR 1	SECTOR 2	SECTOR 3	LAP TIME	MPH	DIFF	TIME OF DAY
1 -	34.768	1:02.246	20.046	1:57.060	60.86	28.308	09:30:45.011
2 -	31.092	56.003	16.894	1:43.989	68.51	15.237	09:32:29.000
3 -	26.768	56.088	16.029	1:38.885	72.04	10.133	09:34:07.885
4 -	27.124	55.752	18.648	1:41.524	70.17	12.772	09:35:49.409
5 -	31.069	1:00.966	20.281	1:52.316	63.43	23.564	09:37:41.725
6 -	33.650	1:09.357	19.459	2:02.466	58.17	33.714	09:39:44.191
7 -	28.197	56.988	16.881	1:42.066	69.80	13.314	09:41:26.257
8 -	26.135	51.358	16.482	1:33.975	75.81	5.223	09:43:00.232
9 -	27.204	55.652	16.594	1:39.450	71.64	10.698	09:44:39.682
10 -	25.752	50.253	15.855	1:31.860 (3)	77.55	3.108	09:46:11.542
11 -	25.680	48.387	15.131	1:29.198 (2)	79.87	0.446	09:47:40.740
12 -	25.050	48.380	15.322	1:28.752 (1)	80.27		09:49:09.492

P13 4 1		Andy TOON		Porsche Cayman			
IDEAL LAP TIME : 1:29.791		BEST LAP TIME : 1:29.791		DIFFERENCE : 0.000			
LAP	SECTOR 1	SECTOR 2	SECTOR 3	LAP TIME	MPH	DIFF	TIME OF DAY
1 -	35.836	1:02.868	20.857	1:59.561	59.59	29.770	09:30:51.306
2 -	33.270	56.526	18.245	1:48.041	65.94	18.250	09:32:39.347
3 -	28.543	1:00.856	20.056	1:49.455	65.09	19.664	09:34:28.802
4 -	32.341	58.696	18.653	1:49.690	64.95	19.899	09:36:18.492
5 -	30.008	1:01.804	19.565	1:51.377	63.96	21.586	09:38:09.869
6 -	31.357	1:02.849	18.608	1:52.814	63.15	23.023	09:40:02.683
7 -	26.948	52.095	16.913	1:35.956	74.24	6.165	09:41:38.639
8 -	27.725	52.089	16.407	1:36.221	74.04	6.430	09:43:14.860
9 -	27.139	54.806	16.937	1:38.882	72.05	9.091	09:44:53.742
10 -	26.381	50.691	15.971	1:33.043 (3)	76.57	3.252	09:46:26.785
11 -	25.122	49.109	15.560	1:29.791 (1)	79.34		09:47:56.576
12 -	25.220	49.176	15.580	1:29.976 (2)	79.18	0.185	09:49:26.552

P14 69 2		Oliver CHATHAM		Porsche Boxster S			
IDEAL LAP TIME : 1:30.486		BEST LAP TIME : 1:30.917		DIFFERENCE : 0.431			
LAP	SECTOR 1	SECTOR 2	SECTOR 3	LAP TIME	MPH	DIFF	TIME OF DAY
1 -	34.668	1:04.208	21.848	2:00.724	59.01	29.807	09:30:50.793
2 -	29.576	57.570	18.666	1:45.812	67.33	14.895	09:32:36.605
3 -	28.816	57.475	17.738	1:44.029	68.48	13.112	09:34:20.634
4 -	29.430	58.531	18.988	1:46.949	66.61	16.032	09:36:07.583
5 -	29.797	56.499	18.342	1:44.638	68.08	13.721	09:37:52.221
6 -	30.799	1:10.546	20.503	2:01.848	58.47	30.931	09:39:54.069
7 -	26.923	52.841	17.276	1:37.040	73.41	6.123	09:41:31.109
8 -	27.435	53.535	17.989	1:38.959	71.99	8.042	09:43:10.068
9 -	29.146	55.522	17.193	1:41.861	69.94	10.944	09:44:51.929
10 -	26.037	49.455	16.153	1:31.645 (2)	77.74	0.728	09:46:23.574
11 -	25.381	49.097	16.439	1:30.917 (1)	78.36		09:47:54.491
12 -	25.236	50.201	16.225	1:31.662 (3)	77.72	0.745	09:49:26.153

# Porsche Club Championship with Pirelli

## QUALIFYING - RACE 2 - SECTOR ANALYSIS



SECTOR 1 = FL to I1, SECTOR 2 = I1 to I2, SECTOR 3 = I2 to FL, DIFF = Difference To Personal Best Lap, P = Crossed Finish Line in Pit Lane, D = Time Disallowed

P15 22 1		Peter EVANS		Porsche 996			
IDEAL LAP TIME : 1:31.160		BEST LAP TIME : 1:31.160		DIFFERENCE : 0.000			
LAP	SECTOR 1	SECTOR 2	SECTOR 3	LAP TIME	MPH	DIFF	TIME OF DAY
1 -	35.867	1:03.714	20.403	1:59.984	59.37	28.824	09:30:44.763
2 -	30.879	1:00.852	18.109	1:49.840	64.86	18.680	09:32:34.603
3 -	28.874	58.854	17.624	1:45.352	67.62	14.192	09:34:19.955
4 -	28.343	55.560	18.326	1:42.229	69.69	11.069	09:36:02.184
5 -	29.786	56.209	20.334	1:46.329	67.00	15.169	09:37:48.513
6 -	33.110	1:10.639	20.122	2:03.871	57.51	32.711	09:39:52.384
7 -	27.449	53.368	17.132	1:37.949	72.73	6.789	09:41:30.333
8 -	27.263	53.651	17.644	1:38.558	72.28	7.398	09:43:08.891
9 -	27.053	52.793	16.913	1:36.759	73.63	5.599	09:44:45.650
10 -	26.190	50.728	17.152	1:34.070 (2)	75.73	2.910	09:46:19.720
11 -	26.129	51.842	16.198	1:34.169 (3)	75.65	3.009	09:47:53.889
12 -	25.435	50.271	15.454	1:31.160 (1)	78.15		09:49:25.049

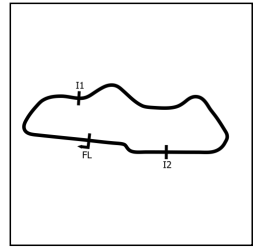
P16 74 1		Jim BYRAN		Porsche 996			
IDEAL LAP TIME : 1:31.665		BEST LAP TIME : 1:31.665		DIFFERENCE : 0.000			
LAP	SECTOR 1	SECTOR 2	SECTOR 3	LAP TIME	MPH	DIFF	TIME OF DAY
1 -	35.625	1:02.565	20.583	1:58.773	59.98	27.108	09:30:52.984
2 -	32.128	57.088	18.246	1:47.462	66.29	15.797	09:32:40.446
3 -	29.070	59.932	17.961	1:46.963	66.60	15.298	09:34:27.409
4 -	27.925	58.487	19.140	1:45.552	67.49	13.887	09:36:12.961
5 -	31.034	1:02.234	20.873	1:54.141	62.41	22.476	09:38:07.102
6 -	30.570	1:04.705	18.381	1:53.656	62.68	21.991	09:40:00.758
7 -	27.079	52.118	16.672	1:35.869	74.31	4.204	09:41:36.627
8 -	26.740	52.682	16.558	1:35.980	74.23	4.315	09:43:12.607
9 -	28.657	55.218	16.785	1:40.660	70.77	8.995	09:44:53.267
10 -	26.430	51.105	16.664	1:34.199 (3)	75.63	2.534	09:46:27.466
11 -	26.137	51.534	16.107	1:33.778 (2)	75.97	2.113	09:48:01.244
12 -	25.834	49.888	15.943	1:31.665 (1)	77.72		09:49:32.909

P17 15 2		Shiraz KHAN		Porsche Boxster S			
IDEAL LAP TIME : 1:32.091		BEST LAP TIME : 1:32.091		DIFFERENCE : 0.000			
LAP	SECTOR 1	SECTOR 2	SECTOR 3	LAP TIME	MPH	DIFF	TIME OF DAY
1 -	30.723	1:03.999	20.371	1:55.093	61.90	23.002	09:35:04.237
2 -	37.727	1:23.193	23.868	2:24.788	49.20	52.697	09:37:29.025
3 -	38.874	1:05.783	21.986	2:06.643	56.25	34.552	09:39:35.668
4 -	31.368	56.506	17.322	1:45.196	67.72	13.105	09:41:20.864
5 -	28.340	52.425	16.845	1:37.610 (3)	72.99	5.519	09:42:58.474
6 -	27.056	51.827	16.888	1:35.771 (2)	74.39	3.680	09:44:34.245
7 -	26.426	59.565	17.182	1:43.173	69.05	11.082	09:46:17.418
8 -	26.402	53.985	17.761	1:38.148	72.59	6.057	09:47:55.566
9 -	25.787	49.814	16.490	1:32.091 (1)	77.36		09:49:27.657

P18 70 2		Angus ARCHER		Porsche Boxster S			
IDEAL LAP TIME : 1:32.811		BEST LAP TIME : 1:32.811		DIFFERENCE : 0.000			
LAP	SECTOR 1	SECTOR 2	SECTOR 3	LAP TIME	MPH	DIFF	TIME OF DAY
1 -	37.556	1:05.441	21.802	2:04.799	57.08	31.988	09:31:00.628
2 -	31.549	57.632	18.420	1:47.601	66.21	14.790	09:32:48.229
3 -	30.105	1:03.285	17.769	1:51.159	64.09	18.348	09:34:39.388
4 -	32.834	58.550	18.569	1:49.953	64.79	17.142	09:36:29.341
5 -	30.322	56.412	17.513	1:44.247	68.34	11.436	09:38:13.588
6 -	30.660	1:01.513	IN PIT	1:54.275 P	62.34	21.464	09:40:07.863
7 -	OUTLAP	54.449	17.089	1:58.861	59.94	26.050	09:42:06.724
8 -	26.864	52.314	16.654	1:35.832 (3)	74.34	3.021	09:43:42.556
9 -	27.236	1:06.100	16.630	1:49.966	64.78	17.155	09:45:32.522
10 -	26.761	51.363	16.183	1:34.307 (2)	75.54	1.496	09:47:06.829
11 -	26.015	50.702	16.094	1:32.811 (1)	76.76		09:48:39.640

# Porsche Club Championship with Pirelli

## QUALIFYING - RACE 2 - SECTOR ANALYSIS



SECTOR 1 = FL to I1, SECTOR 2 = I1 to I2, SECTOR 3 = I2 to FL, DIFF = Difference To Personal Best Lap, P = Crossed Finish Line in Pit Lane, D = Time Disallowed

P19 52 2		Darren LABBETT		Porsche Boxster S			
IDEAL LAP TIME : 1:32.391		BEST LAP TIME : 1:32.913		DIFFERENCE : 0.522			
LAP	SECTOR 1	SECTOR 2	SECTOR 3	LAP TIME	MPH	DIFF	TIME OF DAY
1 -	34.890	1:03.241	22.369	2:00.500	59.12	27.587	09:30:49.932
2 -	30.041	1:00.039	18.728	1:48.808	65.47	15.895	09:32:38.740
3 -	28.034	1:00.793	17.598	1:46.425	66.94	13.512	09:34:25.165
4 -	28.237	59.201	19.435	1:46.873	66.66	13.960	09:36:12.038
5 -	29.855	59.885	20.906	1:50.646	64.39	17.733	09:38:02.684
6 -	33.021	1:03.818	19.568	1:56.407	61.20	23.494	09:39:59.091
7 -	26.756	53.600	17.035	1:37.391 (3)	73.15	4.478	09:41:36.482
8 -	28.605	53.607	17.429	1:39.641	71.50	6.728	09:43:16.123
9 -	26.730	54.648	18.002	1:39.380	71.69	6.467	09:44:55.503
10 -	26.572	54.264	16.997	1:37.833	72.82	4.920	09:46:33.336
11 -	26.782	49.910	16.221	1:32.913 (1)	76.68		09:48:06.249
12 -	26.260	51.161	16.840	1:34.261 (2)	75.58	1.348	09:49:40.510

P20 3 2		Ross MORRIS		Porsche Boxster S			
IDEAL LAP TIME : 1:33.191		BEST LAP TIME : 1:33.807		DIFFERENCE : 0.616			
LAP	SECTOR 1	SECTOR 2	SECTOR 3	LAP TIME	MPH	DIFF	TIME OF DAY
1 -	34.817	1:02.752	22.532	2:00.101	59.32	26.294	09:31:00.260
2 -	30.951	57.395	18.637	1:46.983	66.59	13.176	09:32:47.243
3 -	29.297	58.130	18.592	1:46.019	67.20	12.212	09:34:33.262
4 -	28.825	58.595	19.227	1:46.647	66.80	12.840	09:36:19.909
5 -	29.699	1:01.317	19.794	1:50.810	64.29	17.003	09:38:10.719
6 -	31.325	1:02.699	19.406	1:53.430	62.81	19.623	09:40:04.149
7 -	28.261	52.418	17.420	1:38.099	72.62	4.292	09:41:42.248
8 -	27.572	52.506	17.150	1:37.228 (3)	73.27	3.421	09:43:19.476
9 -	27.667	52.516	17.599	1:37.782	72.86	3.975	09:44:57.258
10 -	28.133	58.698	17.739	1:44.570	68.13	10.763	09:46:41.828
11 -	26.230	50.456	17.121	1:33.807 (1)	75.95		09:48:15.635
12 -	25.649	51.647	17.086	1:34.382 (2)	75.48	0.575	09:49:50.017

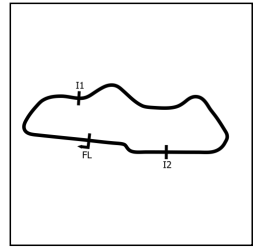
P21 64 1		Vince BLACKER		Porsche Cayman			
IDEAL LAP TIME : 1:33.370		BEST LAP TIME : 1:34.016		DIFFERENCE : 0.646			
LAP	SECTOR 1	SECTOR 2	SECTOR 3	LAP TIME	MPH	DIFF	TIME OF DAY
1 -	36.767	1:03.870	23.095	2:03.732	57.58	29.716	09:31:03.371
2 -	32.198	1:01.140	18.559	1:51.897	63.67	17.881	09:32:55.268
3 -	29.368	59.051	18.027	1:46.446	66.93	12.430	09:34:41.714
4 -	32.435	58.639	19.279	1:50.353	64.56	16.337	09:36:32.067
5 -	29.360	56.850	17.929	1:44.139 (3)	68.41	10.123	09:38:16.206
6 -	29.947	1:00.979	19.804	1:50.730	64.34	16.714	09:40:06.936
7 -	26.270	1:38.229	IN PIT	2:28.029 P	48.13	54.013	09:42:34.965
8 -	OUTLAP	53.824	16.894	2:52.842	41.22	1:18.826	09:45:27.807
9 -	26.325	51.187	18.077	1:35.589 (2)	74.53	1.573	09:47:03.396
10 -	26.521	51.582	15.913	1:34.016 (1)	75.78		09:48:37.412

P22 8 2		Harry RICE		Porsche Boxster S			
IDEAL LAP TIME : 1:35.030		BEST LAP TIME : 1:36.240		DIFFERENCE : 1.210			
LAP	SECTOR 1	SECTOR 2	SECTOR 3	LAP TIME	MPH	DIFF	TIME OF DAY
1 -	37.406	1:04.343	21.359	2:03.108	57.87	26.868	09:30:58.066
2 -	30.234	55.628	19.125	1:44.987	67.86	8.747	09:32:43.053
3 -	28.566	59.107	17.633	1:45.306	67.65	9.066	09:34:28.359
4 -	28.970	57.630	18.747	1:45.347	67.63	9.107	09:36:13.706
5 -	30.956	1:02.662	20.530	1:54.148	62.41	17.908	09:38:07.854
6 -	30.768	1:04.388	18.680	1:53.836	62.58	17.596	09:40:01.690
7 -	27.008	52.086	17.146	1:36.240 (1)	74.02		09:41:37.930
8 -	29.131	52.702	16.881	1:38.714 (2)	72.17	2.474	09:43:16.644
9 -	27.161	54.267	18.712	1:40.140 (3)	71.14	3.900	09:44:56.784
10 -	29.078	54.737	IN PIT	1:45.645 P	67.43	9.405	09:46:42.429
11 -	OUTLAP	51.448	16.574	3:11.982	37.11	1:35.742	09:49:54.411



# Porsche Club Championship with Pirelli

## QUALIFYING - RACE 2 - SECTOR ANALYSIS



SECTOR 1 = FL to I1, SECTOR 2 = I1 to I2, SECTOR 3 = I2 to FL, DIFF = Difference To Personal Best Lap, P = Crossed Finish Line in Pit Lane, D = Time Disallowed

P23 24 2		Carl HAZELTON		Porsche Boxster S			
IDEAL LAP TIME :		BEST LAP TIME : 1:37.244		DIFFERENCE :			
LAP	SECTOR 1	SECTOR 2	SECTOR 3	LAP TIME	MPH	DIFF	TIME OF DAY
1 -				3:48.004	31.24	2:10.760	09:32:31.674
2 -				1:52.205	63.49	14.961	09:34:23.879
3 -				<b>3:31.566</b>	33.67	1:54.322	<b>09:37:55.445</b>
4 -				2:00.691	59.03	23.447	09:39:56.136
5 -				1:37.691 (2)	72.93	0.447	09:41:33.827
6 -				<b>1:37.244 (1)</b>	<b>73.26</b>		<b>09:43:11.071</b>
7 -				1:43.903 (3)	68.57	6.659	09:44:54.974
8 -				4:17.618	27.65	2:40.374	09:49:12.592

P24 88 2		Paul SIMPSON		Porsche Boxster S			
IDEAL LAP TIME : 1:37.821		BEST LAP TIME : 1:39.672		DIFFERENCE : 1.851			
LAP	SECTOR 1	SECTOR 2	SECTOR 3	LAP TIME	MPH	DIFF	TIME OF DAY
1 -	35.919	1:03.733	21.978	2:01.630	58.57	21.958	09:31:05.880
2 -	30.902	57.150	18.246	1:46.298	67.02	6.626	09:32:52.178
3 -	29.020	1:08.570	17.526	1:55.116	61.89	15.444	09:34:47.294
4 -	<b>29.697</b>	<b>58.436</b>	<b>19.167</b>	<b>1:47.300</b>	66.39	7.628	<b>09:36:34.594</b>
5 -	<b>29.774</b>	<b>57.927</b>	<b>17.766</b>	<b>1:45.467 (3)</b>	67.55	5.795	<b>09:38:20.061</b>
6 -	<b>29.115</b>	1:02.363	20.368	1:51.846	63.70	12.174	09:40:11.907
7 -	<b>27.107</b>	4:21.554	19.809	5:08.470	23.09	3:28.798	09:45:20.377
8 -	29.348	54.331	18.300	1:41.979 (2)	69.86	2.307	09:47:02.356
9 -	28.958	<b>54.235</b>	<b>16.479</b>	<b>1:39.672 (1)</b>	<b>71.48</b>		<b>09:48:42.028</b>

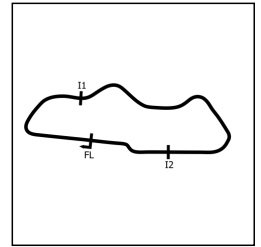
P25 5 2		Brian RICHARDSON		Porsche Boxster S			
IDEAL LAP TIME : 1:40.209		BEST LAP TIME : 1:40.209		DIFFERENCE : 0.000			
LAP	SECTOR 1	SECTOR 2	SECTOR 3	LAP TIME	MPH	DIFF	TIME OF DAY
1 -	37.843	1:04.463	34.057	2:16.363	52.24	36.154	09:31:10.432
2 -	33.227	59.927	19.692	1:52.846	63.13	12.637	09:33:03.278
3 -	31.631	1:03.541	19.279	1:54.451	62.25	14.242	09:34:57.729
4 -	<b>39.992</b>	<b>1:24.187</b>	<b>24.572</b>	<b>2:28.751</b>	47.89	48.542	<b>09:37:26.480</b>
5 -	<b>38.569</b>	<b>1:06.424</b>	22.565	2:07.558	55.85	27.349	09:39:34.038
6 -	31.903	57.595	18.744	1:48.242	65.82	8.033	09:41:22.280
7 -	30.463	57.724	18.634	1:46.821 (3)	66.69	6.612	09:43:09.101
8 -	29.627	58.295	19.536	1:47.458	66.30	7.249	09:44:56.559
9 -	28.493	54.528	18.256	1:41.277 (2)	70.34	1.068	09:46:37.836
10 -	<b>28.357</b>	<b>54.012</b>	<b>17.840</b>	<b>1:40.209 (1)</b>	<b>71.09</b>		<b>09:48:18.045</b>

P26 32 1		Ed HAYES		Porsche Cayman			
IDEAL LAP TIME : 1:37.390		BEST LAP TIME : 1:40.748		DIFFERENCE : 3.358			
LAP	SECTOR 1	SECTOR 2	SECTOR 3	LAP TIME	MPH	DIFF	TIME OF DAY
1 -	35.381	1:00.697	21.201	1:57.279 (2)	60.74	16.531	09:30:47.717
2 -	29.158	<b>55.206</b>	<b>16.384</b>	<b>1:40.748 (1)</b>	<b>70.71</b>		<b>09:32:28.465</b>

P27 89 1		ATHERTON / ROWLANDS		Porsche Cayman			
IDEAL LAP TIME : 1:40.773		BEST LAP TIME : 1:44.553		DIFFERENCE : 3.780			
LAP	SECTOR 1	SECTOR 2	SECTOR 3	LAP TIME	MPH	DIFF	TIME OF DAY
1 -	36.558	1:03.132	23.076	2:02.766	58.03	18.213	09:31:05.140
2 -	33.548	58.841	19.129	1:51.518	63.88	6.965	09:32:56.658
3 -	30.114	58.739	17.891	1:46.744 (2)	66.74	2.191	09:34:43.402
4 -	31.724	<b>58.392</b>	<b>19.624</b>	<b>1:49.740</b>	64.92	5.187	<b>09:36:33.142</b>
5 -	<b>29.878</b>	<b>57.199</b>	<b>17.476</b>	<b>1:44.553 (1)</b>	<b>68.14</b>		<b>09:38:17.695</b>
6 -	<b>29.143</b>	1:01.378	19.658	1:50.179	64.66	5.626	09:40:07.874
7 -	<b>26.996</b>	<b>56.301</b>	IN PIT	1:44.897 P	67.92	0.344	09:41:52.771
8 -	OUTLAP	1:01.682	19.654	4:18.190	27.59	2:33.637	09:46:10.961
9 -	33.098	1:03.107	18.762	1:54.967	61.97	10.414	09:48:05.928
10 -	31.142	58.853	17.811	1:47.806 (3)	66.08	3.253	09:49:53.734

# Porsche Club Championship with Pirelli

## QUALIFYING - RACE 2 - SECTOR ANALYSIS



SECTOR 1 = FL to I1, SECTOR 2 = I1 to I2, SECTOR 3 = I2 to FL, DIFF = Difference To Personal Best Lap, P = Crossed Finish Line in Pit Lane, D = Time Disallowed

P28 10 2		Julian MORRIS		Porsche Boxster S			
IDEAL LAP TIME : 1:44.058		BEST LAP TIME : 1:52.730		DIFFERENCE : 8.672			
LAP	SECTOR 1	SECTOR 2	SECTOR 3	LAP TIME	MPH	DIFF	TIME OF DAY
1 -	38.178	1:03.618	45.636	2:27.432	48.32	34.702	09:31:11.585
2 -	33.087	59.576	20.067	<b>1:52.730 (1)</b>	<b>63.20</b>		<b>09:33:04.315</b>
3 -	32.445	1:02.582	20.146	1:55.173 (2)	61.86	2.443	09:34:59.488
4 -	39.949	1:23.881	24.451	2:28.281	48.04	35.551	09:37:27.769
5 -	39.060	1:05.971	22.212	2:07.243 (3)	55.99	14.513	09:39:35.012
6 -	33.280	1:01.763	IN PIT	1:59.282 P	59.72	6.552	09:41:34.294
7 -	OUTLAP	57.489	18.155	3:31.417	33.69	1:38.687	09:45:05.711
8 -	29.110	56.793	IN PIT	1:49.865 P	64.84		09:46:55.576



# Porsche Club Championship with Pirelli

## QUALIFYING - RACE 2 - BEST SECTORS

SECTOR 1			SECTOR 2			SECTOR 3			IDEAL / BEST COMPARISON						
POS	NO	NAME	TIME	NO	NAME	TIME	NO	NAME	TIME	POS	NO	NAME	IDEAL	BEST	DIFF
												<b>PERFECT LAP</b>	<b>1:21.244</b>		
1	2	MORRIS	23.191	25	MAILER	43.819	62	DELAGRY	14.234	1	25	MAILER	1:21.790	1:21.790	0.000
2	62	DELAGRY	23.643	2	MORRIS	44.303	77	WOOD	14.299	2	2	MORRIS	1:21.863	1:21.863	0.000
3	25	MAILER	23.653	62	DELAGRY	45.860	25	MAILER	14.318	3	62	DELAGRY	1:23.737	1:24.474	0.737
4	80	CALEY	24.016	14	MCALEER	45.985	2	MORRIS	14.369	4	77	WOOD	1:24.498	1:24.946	0.448
5	14	MCALEER	24.074	77	WOOD	46.125	80	CALEY	14.612	5	14	MCALEER	1:24.913	1:24.914	0.001
6	17	MCALEER	24.160	80	CALEY	46.585	14	MCALEER	14.768	6	80	CALEY	1:25.213	1:25.213	0.000
7	9	DYER	24.456	17	MUGGERIDGE	46.653	17	MUGGERIDGE	14.836	7	17	MUGGERIDGE	1:26.107	1:26.211	0.104
8	17	MUGGERIDGE	24.618	9	DYER	46.810	9	DYER	14.914	8	9	DYER	1:26.180	1:26.180	0.000
9	44	PORTER	24.832	44	PORTER	47.724	44	PORTER	15.034	9	44	PORTER	1:27.590	1:27.590	0.000
10	85	BAYSTON	25.050	85	BAYSTON	48.380	85	BAYSTON	15.131	10	85	BAYSTON	1:28.561	1:28.752	0.191
11	4	TOON	25.122	69	CHATHAM	49.097	22	EVANS	15.454	11	4	TOON	1:29.791	1:29.791	0.000
12	69	CHATHAM	25.236	4	TOON	49.109	4	TOON	15.560	12	69	CHATHAM	1:30.486	1:30.917	0.431
13	22	EVANS	25.435	15	KHAN	49.814	64	BLACKER	15.913	13	22	EVANS	1:31.160	1:31.160	0.000
14	3	MORRIS	25.649	74	BYRAN	49.888	74	BYRAN	15.943	14	74	BYRAN	1:31.665	1:31.665	0.000
15	15	KHAN	25.787	52	LABBETT	49.910	70	ARCHER	16.094	15	15	KHAN	1:32.091	1:32.091	0.000
16	32	HAYES	25.800	22	EVANS	50.271	69	CHATHAM	16.153	16	52	LABBETT	1:32.391	1:32.913	0.522
17	74	BYRAN	25.834	3	MORRIS	50.456	52	LABBETT	16.221	17	70	ARCHER	1:32.811	1:32.811	0.000
18	70	ARCHER	26.015	70	ARCHER	50.702	32	HAYES	16.384	18	3	MORRIS	1:33.191	1:33.807	0.616
19	52	LABBETT	26.260	64	BLACKER	51.187	88	SIMPSON	16.479	19	64	BLACKER	1:33.370	1:34.016	0.646
20	64	BLACKER	26.270	8	RICE	51.448	15	KHAN	16.490	20	8	RICE	1:35.030	1:36.240	1.210
21	89	ATHERTON / ROWLANDS	26.996	5	RICHARDSON	54.012	8	RICE	16.574	21	32	HAYES	1:37.390	1:40.748	3.358
22	8	RICE	27.008	88	SIMPSON	54.235	3	MORRIS	17.086	22	88	SIMPSON	1:37.821	1:39.672	1.851
23	88	SIMPSON	27.107	32	HAYES	55.206	89	ATHERTON / ROWLANDS	17.476	23	5	RICHARDSON	1:40.209	1:40.209	0.000
24	5	RICHARDSON	28.357	89	ATHERTON / ROWLANDS	56.301	5	RICHARDSON	17.840	24	89	ATHERTON / ROWLANDS	1:40.773	1:44.553	3.780
25	10	MORRIS	29.110	10	MORRIS	56.793	10	MORRIS	18.155	25	10	MORRIS	1:44.058	1:52.730	8.672
26										26	12	MCKINALY		1:26.422	
27										27	11	CALEY		1:24.787	
28										28	24	HAZELTON		1:37.244	

# Porsche Club Championship with Pirelli

## QUALIFYING - RACE 2 - STATISTICS

**Competitors Started** 28  
**Planned Start** 2023-04-01 @ 09:30:00.000  
**Actual Start** 2023-04-01 @ 09:28:15.514  
**Finish Time** 2023-04-01 @ 09:48:17.172  
**Track Length** 1.9790mi.  
**Total Laps** 299  
**Total Distance Covered** 591.7411mi.

### Session Fastest Lap History

NO	CL	NAME	LAP TIME	TIME OF DAY	LAP	VEHICLE
14	1	Mark MCALEER	1:57.057	09:30:41.411	1	Porsche 997
77	1	Steve WOOD	1:55.605	09:30:42.916	1	Porsche 996
25	1	Harry MAILER	1:54.214	09:30:46.954	1	Porsche Cayman
2	1	Peter MORRIS	1:52.635	09:30:50.020	1	Porsche 997
62	1	Neil DELAGRY	1:52.268	09:30:53.179	1	Porsche 997
14	1	Mark MCALEER	1:41.533	09:32:22.939	2	Porsche 997
77	1	Steve WOOD	1:41.122	09:32:24.036	2	Porsche 996
25	1	Harry MAILER	1:38.823	09:32:25.776	2	Porsche Cayman
14	1	Mark MCALEER	1:32.160	09:33:55.099	3	Porsche 997
14	1	Mark MCALEER	1:31.818	09:41:07.384	7	Porsche 997
17	1	Andrew MUGGERIDGE	1:31.400	09:42:16.079	7	Porsche 996
2	1	Peter MORRIS	1:26.578	09:42:42.853	8	Porsche 997
2	1	Peter MORRIS	1:24.946	09:45:36.925	10	Porsche 997
2	1	Peter MORRIS	1:24.050	09:47:01.070	11	Porsche 997
2	1	Peter MORRIS	1:21.863	09:48:22.934	12	Porsche 997
25	1	Harry MAILER	1:21.790	09:48:24.745	11	Porsche Cayman

### Flag History

TYPE	TIME OF DAY
GREEN	09:28:15.514
SAFETY	09:35:15.458
GREEN	09:39:27.559
FINISH	09:48:17.172

### Flag Statistics

TYPE	COUNT	TOTAL LAPS	TOTAL TIME
Green	2	10	17:35.713
Red	0	0	0.000
Safety Car	1	2	4:12.101
FCY	0	0	0.000

# Porsche Club Championship with Pirelli

## QUALIFYING - RACE 2 - STATISTICS

CLASS : 1

17 Starters

### Fastest Lap History

NO	NAME	LAP TIME	TIME OF DAY	LAP	VEHICLE
14	Mark MCALEER	1:57.057	09:30:41.411	1	Porsche 997
77	Steve WOOD	1:55.605	09:30:42.916	1	Porsche 996
25	Harry MAILER	1:54.214	09:30:46.954	1	Porsche Cayman
2	Peter MORRIS	1:52.635	09:30:50.020	1	Porsche 997
62	Neil DELAGRY	1:52.268	09:30:53.179	1	Porsche 997
14	Mark MCALEER	1:41.533	09:32:22.939	2	Porsche 997
77	Steve WOOD	1:41.122	09:32:24.036	2	Porsche 996
25	Harry MAILER	1:38.823	09:32:25.776	2	Porsche Cayman
14	Mark MCALEER	1:32.160	09:33:55.099	3	Porsche 997
14	Mark MCALEER	1:31.818	09:41:07.384	7	Porsche 997
17	Andrew MUGGERIDGE	1:31.400	09:42:16.079	7	Porsche 996
2	Peter MORRIS	1:26.578	09:42:42.853	8	Porsche 997
2	Peter MORRIS	1:24.946	09:45:36.925	10	Porsche 997
2	Peter MORRIS	1:24.050	09:47:01.070	11	Porsche 997
2	Peter MORRIS	1:21.863	09:48:22.934	12	Porsche 997
25	Harry MAILER	1:21.790	09:48:24.745	11	Porsche Cayman

# Porsche Club Championship with Pirelli

## QUALIFYING - RACE 2 - STATISTICS


CLASS : 2

11 Starters

### Fastest Lap History

NO	NAME	LAP TIME	TIME OF DAY	LAP	VEHICLE
52	Darren LABBETT	2:00.500	09:30:49.942	1	Porsche Boxster S
3	Ross MORRIS	2:00.101	09:31:00.267	1	Porsche Boxster S
69	Oliver CHATHAM	1:45.812	09:32:36.631	2	Porsche Boxster S
8	Harry RICE	1:44.987	09:32:43.083	2	Porsche Boxster S
69	Oliver CHATHAM	1:44.029	09:34:20.659	3	Porsche Boxster S
44	Andrew PORTER	1:43.102	09:35:55.423	1	Porsche Boxster S
44	Andrew PORTER	1:38.431	09:41:27.138	4	Porsche Boxster S
69	Oliver CHATHAM	1:37.040	09:41:31.134	7	Porsche Boxster S
8	Harry RICE	1:36.240	09:41:37.851	7	Porsche Boxster S
70	Angus ARCHER	1:35.832	09:43:42.581	8	Porsche Boxster S
15	Shiraz KHAN	1:35.771	09:44:34.241	6	Porsche Boxster S
44	Andrew PORTER	1:30.268	09:46:19.115	7	Porsche Boxster S
44	Andrew PORTER	1:27.590	09:49:17.490	9	Porsche Boxster S

**Porsche Club Championship with Pirelli**  
**RACE 2 - GRID (25 minutes) - AMENDED**

ROW 14		27	1:52.730 <b>10</b> Julian MORRIS		28	<b>85</b> Richard BAYSTON
ROW 13	25	1:40.748 <b>32</b> Ed HAYES		26	1:44.553 <b>89</b> ATHERTON / ROWLANDS	
ROW 12		23	1:39.672 <b>88</b> Paul SIMPSON		24	1:40.209 <b>5</b> Brian RICHARDSON
ROW 11	21	1:36.240 <b>8</b> Harry RICE		22	1:37.244 <b>24</b> Carl HAZELTON	
ROW 10		19	1:33.807 <b>3</b> Ross MORRIS		20	1:34.016 <b>64</b> Vince BLACKER
ROW 9	17	1:32.811 <b>70</b> Angus ARCHER		18	1:32.913 <b>52</b> Darren LABBETT	
ROW 8		15	1:31.665 <b>74</b> Jim BYRAN		16	1:32.091 <b>15</b> Shiraz KHAN
ROW 7	13	1:30.917 <b>69</b> Oliver CHATHAM		14	1:31.160 <b>22</b> Peter EVANS	
ROW 6		11	1:27.590 <b>44</b> Andrew PORTER		12	1:29.791 <b>4</b> Andy TOON
ROW 5	9	1:26.211 <b>17</b> Andrew MUGGERIDGE		10	1:26.422 <b>12</b> Warren MCKINALY	
ROW 4		7	1:25.213 <b>80</b> Bill CALEY		8	1:26.180 <b>9</b> Chris DYER
ROW 3	5	1:24.914 <b>14</b> Mark MCALEER		6	1:24.946 <b>77</b> Steve WOOD	
ROW 2		3	1:24.474 <b>62</b> Neil DELAGRY		4	1:24.787 <b>11</b> James CALEY
ROW 1	1	1:21.790 <b>25</b> Harry MAILER		2	1:21.863 <b>2</b> Peter MORRIS	
<b>Pole</b>						
						

**Car 85 to start from the back of the grid with a 10 second delay.**


Donington Park National: 1.9790 miles

**These results are provisional until the conclusion of any judicial and technical matters.**

Clerk Of Course : Andy Stevens	Stewards :	Timekeeper : Nick Palmer

# Porsche Club Championship with Pirelli

## RACE 2 - GRID (25 minutes)

ROW 14	27	1:44.553 <b>89</b> Tom ATHERTON	28	1:52.730 <b>10</b> Julian MORRIS
ROW 13	25	1:40.209 <b>5</b> Brian RICHARDSON	26	1:40.748 <b>32</b> Ed HAYES
ROW 12	23	1:37.244 <b>24</b> Carl HAZELTON	24	1:39.672 <b>88</b> Paul SIMPSON
ROW 11	21	1:34.016 <b>64</b> Vince BLACKER	22	1:36.240 <b>8</b> Harry RICE
ROW 10	19	1:32.913 <b>52</b> Darren LABBETT	20	1:33.807 <b>3</b> Ross MORRIS
ROW 9	17	1:32.091 <b>15</b> Shiraz KHAN	18	1:32.811 <b>70</b> Angus ARCHER
ROW 8	15	1:31.160 <b>22</b> Peter EVANS	16	1:31.665 <b>74</b> Jim BYRAN
ROW 7	13	1:29.791 <b>4</b> Andy TOON	14	1:30.917 <b>69</b> Oliver CHATHAM
ROW 6	11	1:27.590 <b>44</b> Andrew PORTER	12	1:28.752 <b>85</b> Richard BAYSTON
ROW 5	9	1:26.211 <b>17</b> Andrew MUGGERIDGE	10	1:26.422 <b>12</b> Warren MCKINALY
ROW 4	7	1:25.213 <b>80</b> Bill CALEY	8	1:26.180 <b>9</b> Chris DYER
ROW 3	5	1:24.914 <b>14</b> Mark MCALEER	6	1:24.946 <b>77</b> Steve WOOD
ROW 2	3	1:24.474 <b>62</b> Neil DELAGRY	4	1:24.787 <b>11</b> James CALEY
ROW 1	1	1:21.790 <b>25</b> Harry MAILER	2	1:21.863 <b>2</b> Peter MORRIS
<b>Pole</b>				
				

Donington Park National: 1.9790 miles

These results are provisional until the conclusion of any judicial and technical matters.


Clerk Of Course : Andy Stevens

Stewards :

Timekeeper : Nick Palmer

# Porsche Club Championship with Pirelli

## RACE 7 - GRID (25 minutes)

ROW 14	27	1:57.279 <b>32</b> Ed HAYES	28	<b>85</b> Richard BAYSTON
ROW 13	25	1:46.744 <b>89</b> Adrian ROWLANDS	26	1:55.173 <b>10</b> Julian MORRIS
ROW 12	23	1:41.277 <b>5</b> Brian RICHARDSON	24	1:41.979 <b>88</b> Paul SIMPSON
ROW 11	21	1:37.691 <b>24</b> Carl HAZELTON	22	1:38.714 <b>8</b> Harry RICE
ROW 10	19	1:35.589 <b>64</b> Vince BLACKER	20	1:35.771 <b>15</b> Shiraz KHAN
ROW 9	17	1:34.307 <b>70</b> Angus ARCHER	18	1:34.382 <b>3</b> Ross MORRIS
ROW 8	15	1:34.070 <b>22</b> Peter EVANS	16	1:34.261 <b>52</b> Darren LABBETT
ROW 7	13	1:31.645 <b>69</b> Oliver CHATHAM	14	1:33.778 <b>74</b> Jim BYRAN
ROW 6	11	1:29.976 <b>4</b> Andy TOON	12	1:30.268 <b>44</b> Andrew PORTER
ROW 5	9	1:27.707 <b>9</b> Chris DYER	10	1:27.941 <b>12</b> Warren MCKINALY
ROW 4	7	1:26.583 <b>17</b> Andrew MUGGERIDGE	8	1:27.455 <b>80</b> Bill CALEY
ROW 3	5	1:25.916 <b>62</b> Neil DELAGRY	6	1:26.130 <b>25</b> Harry MAILER
ROW 2	3	1:25.191 <b>11</b> James CALEY	4	1:25.538 <b>14</b> Mark MCALEER
ROW 1	1	1:24.050 <b>2</b> Peter MORRIS	2	1:25.089 <b>77</b> Steve WOOD
<b>Pole</b>				
				

Car 85 to start from the back of the grid with a 10 second delay.

Donington Park National: 1.9790 miles

These results are provisional until the conclusion of any judicial and technical matters.

Clerk Of Course : Andy Stevens	Stewards :	Timekeeper : Nick Palmer
--------------------------------	------------	--------------------------

# Porsche Club Championship with Pirelli

## RACE 2 - CLASSIFICATION - AMENDED

POS	NO	CL	PIC NAME	ENTRY	LAPS	TIME	GAP	DIFF	MPH	BEST	ON
1	25	1	1 Harry MAILER	Porsche Cayman	14	17:59.583			92.26	1:15.066	10
2	2	1	2 Peter MORRIS	Porsche 997	14	18:03.882	4.299	4.299	91.89	1:16.385	11
3	11	1	3 James CALEY	Porsche 997	14	18:05.188	5.605	1.306	91.78	1:15.776	9
4	62	1	4 Neil DELAGRY	Porsche 997	14	18:09.333	9.750	4.145	91.43	1:16.173	14
5	9	1	5 Chris DYER	Porsche Cayman	14	18:10.741	11.158	1.408	91.32	1:16.260	5
6	17	1	6 Andrew MUGGERIDGE	Porsche 996	14	18:11.802	12.219	1.061	91.23	1:16.155	14
7	32	1	7 Ed HAYES	Porsche Cayman	14	18:39.222	39.639	27.420	88.99	1:16.960	13
8	4	1	8 Andy TOON	Porsche Cayman	14	18:44.717	45.134	5.495	88.56	1:18.138	10
9	85	1	9 Richard BAYSTON	Porsche 996	14	18:49.418	49.835	4.701	88.19	1:16.996	14
10	22	1	10 Peter EVANS	Porsche 996	14	18:53.452	53.869	4.034	87.88	1:18.965	14
11	44	2	1 Andrew PORTER	Porsche Boxster S	14	18:55.488	55.905	2.036	87.72	1:18.800	7
12	74	1	11 Jim BYRAN	Porsche 996	14	19:06.187	1:06.604	10.699	86.90	1:19.862	14
13	69	2	2 Oliver CHATHAM	Porsche Boxster S	14	19:06.898	1:07.315	0.711	86.85	1:19.879	14
14	8	2	3 Harry RICE	Porsche Boxster S	14	19:08.468	1:08.885	1.570	86.73	1:20.144	13
15	24	2	4 Carl HAZELTON	Porsche Boxster S	13	18:04.874	1 Lap	1 Lap	85.24	1:21.481	12
16	5	2	5 Brian RICHARDSON	Porsche Boxster S	13	18:18.208	1 Lap	13.334	84.21	1:22.200	8
17	10	2	6 Julian MORRIS	Porsche Boxster S	13	18:18.647	1 Lap	0.439	84.17	1:22.392	9
18	15*	2	7 Shiraz KHAN	Porsche Boxster S	13	18:23.787	1 Lap	5.140	83.78	1:21.864	9
19	89	1	12 Tom ATHERTON	Porsche Cayman	13	18:38.995	1 Lap	15.208	82.64	1:22.501	12
20	88	2	8 Paul SIMPSON	Porsche Boxster S	12	18:00.320	2 Laps	1 Lap	79.01	1:20.760	7

### NOT CLASSIFIED

DNF	52	2	Darren LABBETT	Porsche Boxster S	13	17:50.628	1 Lap	0.000	86.38	1:19.752	13
DNF	77*	1	Steve WOOD	Porsche 996	11	14:43.081	3 Laps	2 Laps	88.59	1:15.727	9
DNF	12*	1	Warren MCKINALY	Porsche Cayman	4	5:20.259	10 Laps	7 Laps	88.55	1:17.774	4
DNF	3	2	Ross MORRIS	Porsche Boxster S	4	5:35.675	10 Laps	15.416	84.49	1:20.342	4
DNF	64	1	Vince BLACKER	Porsche Cayman	0						
DQ	70	2	Angus ARCHER	Porsche Boxster S							

### FASTEST LAP

25	1	Harry MAILER	Porsche Cayman	10	1:15.066	94.91 mph	152.74 kph
44	2	Andrew PORTER	Porsche Boxster S	7	1:18.800	90.41 mph	145.50 kph

Car 70 disqualified from meeting - Regulation C3.5.1 (a) / G5.3 refers.

\*Car 77 - 10 second penalty for out of position start.

\*Car 12 requires a working transponder - Regulation Q12.8.1 refers.

\*Car 15 - transponder stopped working, please check.

Cars 14 & 80 did not participate in restarted race.

Red Flag (end of session): 13:29

Weather / Track : Cloudy / Dry

These results are provisional until the conclusion of any judicial and technical matters.

Race Distance: 14 Laps / 27.70 miles

Donington Park National: 1.9790 miles

Date: 01/04/2023 Start: 13:09 Finish: 13:27

Clerk Of Course : Andy Stevens

Stewards :

Timekeeper : Nick Palmer



# Porsche Club Championship with Pirelli

## RACE 2 - CLASSIFICATION

POS	NO	CL	PIC NAME	ENTRY	LAPS	TIME	GAP	DIFF	MPH	BEST	ON
1	25	1	1 Harry MAILER	Porsche Cayman	14	17:59.583			92.26	1:15.066	10
2	2	1	2 Peter MORRIS	Porsche 997	14	18:03.882	4.299	4.299	91.89	1:16.385	11
3	11	1	3 James CALEY	Porsche 997	14	18:05.188	5.605	1.306	91.78	1:15.776	9
4	62	1	4 Neil DELAGRY	Porsche 997	14	18:09.333	9.750	4.145	91.43	1:16.173	14
5	9	1	5 Chris DYER	Porsche Cayman	14	18:10.741	11.158	1.408	91.32	1:16.260	5
6	17	1	6 Andrew MUGGERIDGE	Porsche 996	14	18:11.802	12.219	1.061	91.23	1:16.155	14
7	32	1	7 Ed HAYES	Porsche Cayman	14	18:39.222	39.639	27.420	88.99	1:16.960	13
8	4	1	8 Andy TOON	Porsche Cayman	14	18:44.717	45.134	5.495	88.56	1:18.138	10
9	85	1	9 Richard BAYSTON	Porsche 996	14	18:49.418	49.835	4.701	88.19	1:16.996	14
10	22	1	10 Peter EVANS	Porsche 996	14	18:53.452	53.869	4.034	87.88	1:18.965	14
11	44	2	1 Andrew PORTER	Porsche Boxster S	14	18:55.488	55.905	2.036	87.72	1:18.800	7
12	74	1	11 Jim BYRAN	Porsche 996	14	19:06.187	1:06.604	10.699	86.90	1:19.862	14
13	69	2	2 Oliver CHATHAM	Porsche Boxster S	14	19:06.898	1:07.315	0.711	86.85	1:19.879	14
14	70	2	3 Angus ARCHER	Porsche Boxster S	14	19:07.061	1:07.478	0.163	86.83	1:19.842	4
15	8	2	4 Harry RICE	Porsche Boxster S	14	19:08.468	1:08.885	1.407	86.73	1:20.144	13
16	24	2	5 Carl HAZELTON	Porsche Boxster S	13	18:04.874	1 Lap	1 Lap	85.24	1:21.481	12
17	5	2	6 Brian RICHARDSON	Porsche Boxster S	13	18:18.208	1 Lap	13.334	84.21	1:22.200	8
18	10	2	7 Julian MORRIS	Porsche Boxster S	13	18:18.647	1 Lap	0.439	84.17	1:22.392	9
19	15*	2	8 Shiraz KHAN	Porsche Boxster S	13	18:23.787	1 Lap	5.140	83.78	1:21.864	9
20	89	1	12 Tom ATHERTON	Porsche Cayman	13	18:38.995	1 Lap	15.208	82.64	1:22.501	12
21	88	2	9 Paul SIMPSON	Porsche Boxster S	12	18:00.320	2 Laps	1 Lap	79.01	1:20.760	7

### NOT CLASSIFIED

DNF	52	2	Darren LABBETT	Porsche Boxster S	13	17:50.628	1 Lap	0.000	86.38	1:19.752	13
DNF	77*	1	Steve WOOD	Porsche 996	11	14:43.081	3 Laps	2 Laps	88.59	1:15.727	9
DNF	12*	1	Warren MCKINALY	Porsche Cayman	4	5:20.259	10 Laps	7 Laps	88.55	1:17.774	4
DNF	3	2	Ross MORRIS	Porsche Boxster S	4	5:35.675	10 Laps	15.416	84.49	1:20.342	4
DNF	64	1	Vince BLACKER	Porsche Cayman	0						

### FASTEST LAP

25	1	Harry MAILER	Porsche Cayman	10	1:15.066	94.91 mph	152.74 kph
44	2	Andrew PORTER	Porsche Boxster S	7	1:18.800	90.41 mph	145.50 kph

\*Car 77 - 10 second penalty for out of position start.

\*Car 12 requires a working transponder - Regulation Q12.8.1 refers.

\*Car 15 - transponder stopped working, please check.

Cars 14 & 80 did not participate in restarted race.

Red Flag (end of session): 13:29

Race Distance: 14 Laps / 27.70 miles

Donington Park National: 1.9790 miles

Date: 01/04/2023 Start: 13:09 Finish: 13:27

Weather / Track : Cloudy / Dry

These results are provisional until the conclusion of any judicial and technical matters.

Clerk Of Course : Andy Stevens

Stewards :

Timekeeper : Nick Palmer

# Porsche Club Championship with Pirelli

## RACE 2 - LAP CHART

LAP 1 @ 13:10:55.354			LAP 2 @ 13:12:13.895			LAP 3 @ 13:13:32.041			LAP 4 @ 13:14:49.136			LAP 5 @ 13:16:06.281		
NO	BEHIND	LAP TIME	NO	BEHIND	LAP TIME	NO	BEHIND	LAP TIME	NO	BEHIND	LAP TIME	NO	BEHIND	LAP TIME
2		1:20.652	2		1:18.541	2		1:18.146	2		1:17.095	2		1:17.145
25	0.140	1:20.792	25	0.276	1:18.677	25	0.221	1:18.091	25	0.006	1:16.880	25	0.173	1:17.312
62	2.376	1:23.028	62	0.674	1:16.839	62	1.250	1:18.722	62	0.573	1:16.418	62	0.365	1:16.937
11	2.846	1:23.498	11	1.327	1:17.022	11	2.427	1:19.246	11	1.342	1:16.010	11	0.909	1:16.712
77	3.916	1:24.568	77	1.681	1:16.306	77	2.630	1:19.095	77	1.539	1:16.004	77	1.180	1:16.786
9	4.343	1:24.995	9	2.500	1:16.698	9	2.808	1:18.454	9	2.321	1:16.608	9	1.436	1:16.260
12	4.474	1:25.126	12	4.580	1:18.647	12	5.146	1:18.712	17	5.186	1:16.930	17	4.939	1:16.898
17	4.555	1:25.207	17	5.088	1:19.074	17	5.351	1:18.409	12	5.825	1:17.774	4	19.442	1:18.168
22	6.464	1:27.116	22	7.809	1:19.886	22	10.815	1:21.152	22	15.060	1:21.340	22	19.595	1:21.680
74	8.719	1:29.371	74	12.969	1:22.791	4	16.841	1:21.449	4	18.419	1:18.673	44	25.691	1:20.825
4	9.842	1:30.494	4	13.538	1:22.237	74	17.205	1:22.382	74	20.765	1:20.655	32	25.853	1:19.507
44	10.267	1:30.919	3	14.054	1:22.037	3	17.994	1:22.086	3	21.241	1:20.342	74	26.375	1:22.755
3	10.558	1:31.210	44	14.246	1:22.520	44	18.211	1:22.111	44	22.011	1:20.895	69	26.941	1:21.664
69	11.124	1:31.776	69	15.014	1:22.431	69	18.410	1:21.542	69	22.422	1:21.107	8	27.284	1:21.186
8	11.554	1:32.206	8	15.329	1:22.316	8	19.213	1:22.030	8	23.243	1:21.125	85	29.173	1:19.972
15	12.589	1:33.241	15	17.628	1:23.580	32	22.567	1:21.654	32	23.491	1:18.019	70	29.648	1:20.114
52	13.511	1:34.163	52	17.987	1:23.017	52	23.775	1:23.934	85	26.346	1:19.366	52	33.578	1:22.154
70	13.694	1:34.346	70	18.566	1:23.413	70	23.932	1:23.512	70	26.679	1:19.842	88	34.920	1:21.499
24	14.037	1:34.689	32	19.059	1:22.212	85	24.075	1:22.276	52	28.569	1:21.889	24	36.542	1:22.274
10	15.115	1:35.767	85	19.945	1:22.694	15	24.224	1:24.742	88	30.566	1:21.643	10	42.519	1:24.041
32	15.388	1:36.040	24	20.652	1:25.156	24	25.532	1:23.026	24	31.413	1:22.976	5	42.874	1:23.842
85	15.792	1:36.444	88	21.213	1:22.905	88	26.018	1:22.951	10	35.623	1:24.168	15	48.462	1:24.365
88	16.849	1:37.501	10	22.144	1:25.570	10	28.550	1:24.552	5	36.177	1:23.082	89	52.810	1:25.749
5	17.276	1:37.928	5	24.830	1:26.095	5	30.190	1:23.506	15	41.242	1:34.113			
89	18.510	1:39.162	89	27.929	1:27.960	89	35.846	1:26.063	89	44.206	1:25.455			

# Porsche Club Championship with Pirelli

## RACE 2 - LAP CHART

LAP 6 @ 13:17:23.289			LAP 7 @ 13:18:40.648			LAP 8 @ 13:19:57.333			LAP 9 @ 13:21:13.193			LAP 10 @ 13:22:28.259		
NO	BEHIND	LAP TIME	NO	BEHIND	LAP TIME	NO	BEHIND	LAP TIME	NO	BEHIND	LAP TIME	NO	BEHIND	LAP TIME
2		1:17.008	2		1:17.359	25		1:16.535	25		1:15.860	25		1:15.066
25	0.163	1:16.998	25	0.150	1:17.346	2	0.799	1:17.484	89	1 Lap	1:24.504	88	1 Lap	1:20.985
62	1.634	1:18.277	62	0.819	1:16.544	62	0.995	1:16.861	2	1.338	1:16.399	2	2.779	1:16.507
11	2.377	1:18.476	11	1.629	1:16.611	11	1.665	1:16.721	11	1.581	1:15.776	11	2.968	1:16.453
77	2.524	1:18.352	77	1.664	1:16.499	77	1.886	1:16.907	77	1.753	1:15.727	77	3.119	1:16.432
9	2.866	1:18.438	9	2.123	1:16.616	9	2.663	1:17.225	62	2.395	1:17.260	62	3.831	1:16.502
17	5.221	1:17.290	17	4.577	1:16.715	17	4.534	1:16.642	9	3.190	1:16.387	9	4.663	1:16.539
4	22.883	1:20.449	4	25.157	1:19.633	4	27.623	1:19.151	17	5.128	1:16.454	17	8.020	1:17.958
22	24.500	1:21.913	22	27.225	1:20.084	22	29.838	1:19.298	4	29.919	1:18.156	89	1 Lap	1:24.937
32	28.303	1:19.458	32	29.052	1:18.108	32	30.307	1:17.940	32	32.747	1:18.300	4	32.991	1:18.138
44	29.173	1:20.490	44	30.614	1:18.800	44	33.045	1:19.116	22	33.815	1:19.837	32	35.219	1:17.538
74	30.996	1:21.629	85	34.946	1:20.148	85	37.414	1:19.153	44	36.704	1:19.519	22	38.118	1:19.369
69	31.543	1:21.610	74	35.430	1:21.793	74	39.317	1:20.572	85	40.937	1:19.383	44	41.112	1:19.474
8	31.767	1:21.491	69	36.079	1:21.895	69	39.894	1:20.500	74	43.886	1:20.429	85	44.048	1:18.177
85	32.157	1:19.992	70	36.273	1:20.881	70	40.095	1:20.507	69	44.920	1:20.886	74	49.167	1:20.347
70	32.751	1:20.111	8	36.875	1:22.467	8	41.559	1:21.369	70	45.146	1:20.911	69	50.065	1:20.211
52	38.240	1:21.670	52	41.606	1:20.725	52	45.113	1:20.192	8	46.520	1:20.821	70	50.272	1:20.192
88	38.782	1:20.870	88	42.183	1:20.760	24	52.102	1:22.368	52	49.567	1:20.314	8	51.695	1:20.241
24	41.875	1:22.341	24	46.419	1:21.903	10	1:00.228	1:22.452	24	58.263	1:22.021	52	55.644	1:21.143
10	48.153	1:22.642	10	54.461	1:23.667	5	1:00.551	1:22.200	10	1:06.760	1:22.392	24	1:04.720	1:21.523
5	49.216	1:23.350	5	55.036	1:23.179	15	1:06.659	1:23.329	5	1:07.248	1:22.557	10	1:14.182	1:22.488
15	54.417	1:22.963	15	1:00.015	1:22.957	88	1:11.681	1:46.183	15	1:12.663	1:21.864	5	1:14.898	1:22.716
89	1:01.535	1:25.733	89	1:09.220	1:25.044									

# Porsche Club Championship with Pirelli

## RACE 2 - LAP CHART

LAP 11 @ 13:23:43.691			LAP 12 @ 13:25:01.375			LAP 13 @ 13:26:17.642			LAP 14 @ 13:27:34.285		
NO	BEHIND	LAP TIME	NO	BEHIND	LAP TIME	NO	BEHIND	LAP TIME	NO	BEHIND	LAP TIME
25		1:15.432	25		1:17.684	25		1:16.267	25		1:16.643
2	3.732	1:16.385	2	3.992	1:17.944	2	4.416	1:16.691	88	2 Laps	1:22.906
11	4.450	1:16.914	11	4.291	1:17.525	11	5.430	1:17.406	2	4.299	1:16.526
15	1 Lap	1:23.770	10	1 Lap	1:24.308	62	10.220	1:18.981	24	1 Lap	1:22.929
62	7.136	1:18.737	5	1 Lap	1:24.271	9	11.491	1:17.179	11	5.605	1:16.818
9	10.001	1:20.770	62	7.506	1:18.054	10	1 Lap	1:22.514	62	9.750	1:16.173
17	11.926	1:19.338	9	10.579	1:18.262	17	12.707	1:17.760	9	11.158	1:16.310
89	1 Lap	1:22.597	15	1 Lap	1:22.678	5	1 Lap	1:22.964	17	12.219	1:16.155
77	24.092	1:36.405 P	17	11.214	1:16.972	15	1 Lap	1:23.158	5	1 Lap	1:22.518
88	1 Lap	1:41.253 P	89	1 Lap	1:23.175	89	1 Lap	1:22.501	10	1 Lap	1:24.086
32	37.418	1:17.631	32	37.963	1:18.229	32	38.656	1:16.960	15	1 Lap	1:23.027
4	38.070	1:20.511	4	40.024	1:19.638	4	42.826	1:19.069	89	1 Lap	1:26.115
22	43.339	1:20.653	22	45.892	1:20.237	85	49.482	1:18.034	32	39.639	1:17.626
44	45.684	1:20.004	85	47.715	1:18.042	22	51.547	1:21.922	4	45.134	1:18.951
85	47.357	1:18.741	44	48.747	1:20.747	44	52.440	1:19.960	85	49.835	1:16.996
74	55.281	1:21.546	74	59.438	1:21.841	74	1:03.385	1:20.214	22	53.869	1:18.965
69	56.182	1:21.549	69	1:00.099	1:21.601	69	1:04.079	1:20.247	44	55.905	1:20.108
70	56.343	1:21.503	70	1:00.309	1:21.650	70	1:04.270	1:20.228	74	1:06.604	1:19.862
8	57.435	1:21.172	8	1:01.351	1:21.600	8	1:05.228	1:20.144	69	1:07.315	1:19.879
52	1:01.783	1:21.571	52	1:04.203	1:20.104	52	1:07.688	1:19.752	70	1:07.478	1:19.851
24	1:11.475	1:22.187	88	1 Lap	2:00.864				8	1:08.885	1:20.300
			24	1:15.272	1:21.481						

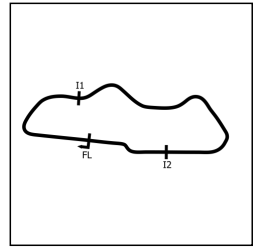
# Porsche Club Championship with Pirelli

## RACE 2 - POSITION CHART

No	Name	Lap Pos	Lap														
			1	2	3	4	5	6	7	8	9	10	11	12	13	14	
2	MORRIS	1	2	2	2	2	2	2	2	2	25	25	25	25	25	25	25
4	TOON	2	25	25	25	25	25	25	25	2	2	2	2	2	2	2	2
9	DYER	3	62	62	62	62	62	62	62	62	11	11	11	11	11	11	11
11	CALEY	4	11	11	11	11	11	11	11	11	77	77	62	62	62	62	62
12	MCKINALY	5	77	77	77	77	77	77	77	77	62	62	9	9	9	9	9
17	MUGGERIDGE	6	9	9	9	9	9	9	9	9	9	9	17	17	17	17	17
22	EVANS	7	12	12	12	17	17	17	17	17	17	17	77	32	32	32	32
25	MAILER	8	17	17	17	12	4	4	4	4	4	4	32	4	4	4	4
62	DELAGRY	9	22	22	22	22	22	22	22	22	32	32	4	22	85	85	85
64	BLACKER	10	74	74	4	4	44	32	32	32	22	22	22	85	22	22	22
74	BYRAN	11	4	4	74	74	32	44	44	44	44	44	44	44	44	44	44
77	WOOD	12	44	3	3	3	74	74	85	85	85	85	85	74	74	74	74
85	BAYSTON	13	3	44	44	44	69	69	74	74	74	74	74	69	69	69	69
89	ATHERTON	14	69	69	69	69	8	8	69	69	69	69	69	70	70	70	70
32	HAYES	15	8	8	8	8	85	85	70	70	70	70	70	8	8	8	8
3	MORRIS	16	15	15	32	32	70	70	8	8	8	8	8	8	52	52	52
5	RICHARDSON	17	52	52	52	85	52	52	52	52	52	52	52	24	24	24	24
8	RICE	18	70	70	70	70	88	88	88	24	24	24	24	10	5	5	5
10	MORRIS	19	24	32	85	52	24	24	24	10	10	10	10	5	10	10	10
15	KHAN	20	10	85	15	88	10	10	10	5	5	5	5	15	15	15	15
24	HAZELTON	21	32	24	24	24	5	5	5	15	15	15	15	89	89	89	89
44	PORTER	22	85	88	88	10	15	15	15	88	88	89	89	88	88	88	88
52	LABBETT	23	88	10	10	5	89	89	89	89	89	89	88	88	88	88	88
69	CHATHAM	24	5	5	5	15											
70	ARCHER	25	89	89	89	89											
88	SIMPSON	26															

# Porsche Club Championship with Pirelli

## RACE 2 - SECTOR ANALYSIS



SECTOR 1 = FL to I1, SECTOR 2 = I1 to I2, SECTOR 3 = I2 to FL, DIFF = Difference To Personal Best Lap, P = Crossed Finish Line in Pit Lane, D = Time Disallowed

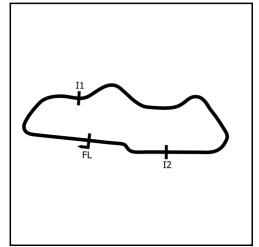
P1 25 1		Harry MAILER		Porsche Cayman			
IDEAL LAP TIME : 1:15.212		BEST LAP TIME : 1:15.066		DIFFERENCE : -0.146			
LAP	SECTOR 1	SECTOR 2	SECTOR 3	LAP TIME	MPH	DIFF	TIME OF DAY
1 -		41.322	13.523	1:20.792	88.18	5.726	13:10:55.494
2 -			14.063	1:18.677	90.55	3.611	13:12:14.171
3 -	22.953	41.568	13.570	1:18.091	91.23	3.025	13:13:32.262
4 -				1:16.880	92.67	1.814	13:14:49.142
5 -	22.145	41.303	13.864	1:17.312	92.15	2.246	13:16:06.454
6 -	22.044	41.494	13.460	1:16.998	92.53	1.932	13:17:23.452
7 -			13.329	1:17.346	92.11	2.280	13:18:40.798
8 -	21.886	41.533	<b>13.116</b>	1:16.535	93.08	1.469	13:19:57.333
9 -			13.506	1:15.860 (3)	93.91	0.794	13:21:13.193
10 -			13.274	<b>1:15.066 (1)</b>	<b>94.91</b>		<b>13:22:28.259</b>
11 -	<b>21.536</b>	<b>40.560</b>	13.336	1:15.432 (2)	94.45	0.366	13:23:43.691
12 -	21.961	42.105	13.618	1:17.684	91.71	2.618	13:25:01.375
13 -	21.831	41.133	13.303	1:16.267	93.41	1.201	13:26:17.642
14 -	22.411	40.834	13.398	1:16.643	92.95	1.577	13:27:34.285

P2 2 1		Peter MORRIS		Porsche 997			
IDEAL LAP TIME : 1:15.637		BEST LAP TIME : 1:16.385		DIFFERENCE : 0.748			
LAP	SECTOR 1	SECTOR 2	SECTOR 3	LAP TIME	MPH	DIFF	TIME OF DAY
1 -		41.404	13.623	1:20.652	88.33	4.267	13:10:55.354
2 -	22.466	42.039	14.036	1:18.541	90.71	2.156	13:12:13.895
3 -	22.505	41.959	13.682	1:18.146	91.17	1.761	13:13:32.041
4 -	22.022	41.362	13.711	1:17.095	92.41	0.710	13:14:49.136
5 -	21.988	41.245	13.912	1:17.145	92.35	0.760	13:16:06.281
6 -	22.024	41.443	13.541	1:17.008	92.51	0.623	13:17:23.289
7 -	21.893	41.824	13.642	1:17.359	92.09	0.974	13:18:40.648
8 -	21.914	41.951	13.619	1:17.484	91.94	1.099	13:19:58.132
9 -	21.601	<b>40.568</b>	14.230	1:16.399 (2)	93.25	0.014	13:21:14.531
10 -	<b>21.568</b>	41.118	13.821	1:16.507 (3)	93.12	0.122	13:22:31.038
11 -	21.792	41.076	13.517	<b>1:16.385 (1)</b>	<b>93.27</b>		<b>13:23:47.423</b>
12 -	21.640	42.390	13.914	1:17.944	91.40	1.559	13:25:05.367
13 -	21.970	41.220	<b>13.501</b>	1:16.691	92.90	0.306	13:26:22.058
14 -	21.734	41.056	13.736	1:16.526	93.10	0.141	13:27:38.584

P3 11 1		James CALEY		Porsche 997			
IDEAL LAP TIME : 1:15.249		BEST LAP TIME : 1:15.776		DIFFERENCE : 0.527			
LAP	SECTOR 1	SECTOR 2	SECTOR 3	LAP TIME	MPH	DIFF	TIME OF DAY
1 -		41.722	14.217	1:23.498	85.32	7.722	13:10:58.200
2 -	22.358	41.175	13.489	1:17.022	92.50	1.246	13:12:15.222
3 -	22.674	42.483	14.089	1:19.246	89.90	3.470	13:13:34.468
4 -	22.094	<b>40.465</b>	13.451	1:16.010 (2)	93.73	0.234	13:14:50.478
5 -	21.854	40.879	13.979	1:16.712	92.87	0.936	13:16:07.190
6 -	22.211	42.544	13.721	1:18.476	90.78	2.700	13:17:25.666
7 -	21.558	41.221	13.832	1:16.611	92.99	0.835	13:18:42.277
8 -	21.991	41.446	<b>13.284</b>	1:16.721	92.86	0.945	13:19:58.998
9 -	<b>21.500</b>	40.521	13.755	<b>1:15.776 (1)</b>	<b>94.02</b>		<b>13:21:14.774</b>
10 -	21.853	40.752	13.848	1:16.453 (3)	93.18	0.677	13:22:31.227
11 -	22.159	40.734	14.021	1:16.914	92.63	1.138	13:23:48.141
12 -	21.972	41.651	13.902	1:17.525	91.90	1.749	13:25:05.666
13 -	22.480	41.304	13.622	1:17.406	92.04	1.630	13:26:23.072
14 -	21.906	41.223	13.689	1:16.818	92.74	1.042	13:27:39.890

# Porsche Club Championship with Pirelli

## RACE 2 - SECTOR ANALYSIS



SECTOR 1 = FL to I1, SECTOR 2 = I1 to I2, SECTOR 3 = I2 to FL, DIFF = Difference To Personal Best Lap, P = Crossed Finish Line in Pit Lane, D = Time Disallowed

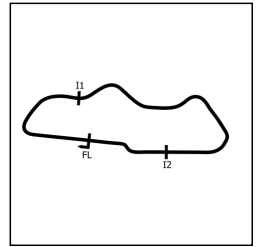
P4 62 1		Neil DELAGRY		Porsche 997			
IDEAL LAP TIME : 1:15.966		BEST LAP TIME : 1:16.173		DIFFERENCE : 0.207			
LAP	SECTOR 1	SECTOR 2	SECTOR 3	LAP TIME	MPH	DIFF	TIME OF DAY
1 -		41.846	13.952	1:23.028	85.80	6.855	13:10:57.730
2 -	22.450	<b>40.806</b>	13.583	1:16.839	92.72	0.666	13:12:14.569
3 -	23.061	42.113	13.548	1:18.722	90.50	2.549	13:13:33.291
4 -	22.035	40.971	13.412	1:16.418 (2)	93.23	0.245	13:14:49.709
5 -	22.274	40.889	13.774	1:16.937	92.60	0.764	13:16:06.646
6 -	22.507	42.397	13.373	1:18.277	91.01	2.104	13:17:24.923
7 -	<b>21.916</b>	41.289	13.339	1:16.544	93.07	0.371	13:18:41.467
8 -	22.012	41.424	13.425	1:16.861	92.69	0.688	13:19:58.328
9 -	22.867	40.987	13.406	1:17.260	92.21	1.087	13:21:15.588
10 -	22.217	40.868	13.417	1:16.502 (3)	93.13	0.329	13:22:32.090
11 -	23.042	42.077	13.618	1:18.737	90.48	2.564	13:23:50.827
12 -	22.585	42.128	13.341	1:18.054	91.27	1.881	13:25:08.881
13 -	22.132	43.314	13.535	1:18.981	90.20	2.808	13:26:27.862
<b>14 -</b>	<b>21.995</b>	<b>40.934</b>	<b>13.244</b>	<b>1:16.173 (1)</b>	<b>93.53</b>		<b>13:27:44.035</b>

P5 9 1		Chris DYER		Porsche Cayman			
IDEAL LAP TIME : 1:15.853		BEST LAP TIME : 1:16.260		DIFFERENCE : 0.407			
LAP	SECTOR 1	SECTOR 2	SECTOR 3	LAP TIME	MPH	DIFF	TIME OF DAY
1 -		41.958	15.232	1:24.995	83.82	8.735	13:10:59.697
2 -	22.195	40.942	13.561	1:16.698	92.89	0.438	13:12:16.395
3 -	22.063	42.313	14.078	1:18.454	90.81	2.194	13:13:34.849
4 -	22.252	40.824	13.532	1:16.608	93.00	0.348	13:14:51.457
<b>5 -</b>	<b>21.739</b>	<b>40.761</b>	13.760	<b>1:16.260 (1)</b>	<b>93.42</b>		<b>13:16:07.717</b>
6 -	22.063	42.617	13.758	1:18.438	90.83	2.178	13:17:26.155
7 -	22.054	41.100	13.462	1:16.616	92.99	0.356	13:18:42.771
8 -	21.945	41.714	13.566	1:17.225	92.25	0.965	13:19:59.996
9 -	21.831	40.870	13.686	1:16.387 (3)	93.27	0.127	13:21:16.383
10 -	22.072	41.010	13.457	1:16.539	93.08	0.279	13:22:32.922
11 -	22.677	44.161	13.932	1:20.770	88.20	4.510	13:23:53.692
12 -	22.173	42.090	13.999	1:18.262	91.03	2.002	13:25:11.954
13 -	22.061	41.347	13.771	1:17.179	92.31	0.919	13:26:29.133
14 -	21.908	41.049	<b>13.353</b>	1:16.310 (2)	93.36	0.050	13:27:45.443

P6 17 1		Andrew MUGGERIDGE		Porsche 996			
IDEAL LAP TIME : 1:15.891		BEST LAP TIME : 1:16.155		DIFFERENCE : 0.264			
LAP	SECTOR 1	SECTOR 2	SECTOR 3	LAP TIME	MPH	DIFF	TIME OF DAY
1 -		42.222	14.721	1:25.207	83.61	9.052	13:10:59.909
2 -	23.454	41.811	13.809	1:19.074	90.10	2.919	13:12:18.983
3 -	22.789	41.509	14.111	1:18.409	90.86	2.254	13:13:37.392
4 -	22.276	40.902	13.752	1:16.930	92.61	0.775	13:14:54.322
5 -	22.366	40.852	13.680	1:16.898	92.65	0.743	13:16:11.220
6 -	22.231	41.440	13.619	1:17.290	92.18	1.135	13:17:28.510
7 -	22.062	41.200	13.453	1:16.715	92.87	0.560	13:18:45.225
8 -	22.172	40.875	13.595	1:16.642 (3)	92.96	0.487	13:20:01.867
9 -	21.940	40.923	13.591	1:16.454 (2)	93.18	0.299	13:21:18.321
10 -	22.301	42.132	13.525	1:17.958	91.39	1.803	13:22:36.279
11 -	22.481	43.477	13.380	1:19.338	89.80	3.183	13:23:55.617
12 -	<b>21.879</b>	41.320	13.773	1:16.972	92.56	0.817	13:25:12.589
13 -	22.077	41.229	14.454	1:17.760	91.62	1.605	13:26:30.349
<b>14 -</b>	<b>22.143</b>	<b>40.668</b>	<b>13.344</b>	<b>1:16.155 (1)</b>	<b>93.55</b>		<b>13:27:46.504</b>

# Porsche Club Championship with Pirelli

## RACE 2 - SECTOR ANALYSIS



SECTOR 1 = FL to I1, SECTOR 2 = I1 to I2, SECTOR 3 = I2 to FL, DIFF = Difference To Personal Best Lap, P = Crossed Finish Line in Pit Lane, D = Time Disallowed

P7 32 1		Ed HAYES		Porsche Cayman			
IDEAL LAP TIME : 1:16.740		BEST LAP TIME : 1:16.960		DIFFERENCE : 0.220			
LAP	SECTOR 1	SECTOR 2	SECTOR 3	LAP TIME	MPH	DIFF	TIME OF DAY
1 -		46.683	15.731	1:36.040	74.18	19.080	13:11:10.742
2 -	24.348	43.626	14.238	1:22.212	86.66	5.252	13:12:32.954
3 -	23.760	43.528	14.366	1:21.654	87.25	4.694	13:13:54.608
4 -	23.011	<b>41.167</b>	13.841	1:18.019	91.31	1.059	13:15:12.627
5 -	22.465	42.805	14.237	1:19.507	89.61	2.547	13:16:32.134
6 -	22.475	42.968	14.015	1:19.458	89.66	2.498	13:17:51.592
7 -	22.248	42.148	13.712	1:18.108	91.21	1.148	13:19:09.700
8 -	22.227	42.012	13.701	1:17.940	91.41	0.980	13:20:27.640
9 -	22.357	42.387	<b>13.556</b>	1:18.300	90.99	1.340	13:21:45.940
10 -	22.249	41.612	13.677	1:17.538 (2)	91.88	0.578	13:23:03.478
11 -	22.149	41.690	13.792	1:17.631	91.77	0.671	13:24:21.109
12 -	22.092	42.351	13.786	1:18.229	91.07	1.269	13:25:39.338
<b>13 -</b>	<b>22.131</b>	<b>41.247</b>	<b>13.582</b>	<b>1:16.960 (1)</b>	<b>92.57</b>		<b>13:26:56.298</b>
14 -	<b>22.017</b>	41.389	14.220	1:17.626 (3)	91.78	0.666	13:28:13.924

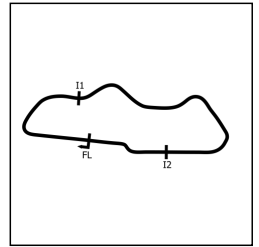
P8 4 1		Andy TOON		Porsche Cayman			
IDEAL LAP TIME : 1:17.877		BEST LAP TIME : 1:18.138		DIFFERENCE : 0.261			
LAP	SECTOR 1	SECTOR 2	SECTOR 3	LAP TIME	MPH	DIFF	TIME OF DAY
1 -		45.281	14.893	1:30.494	78.72	12.356	13:11:05.196
2 -	23.333	44.368	14.536	1:22.237	86.63	4.099	13:12:27.433
3 -	23.480	43.868	14.101	1:21.449	87.47	3.311	13:13:48.882
4 -	22.600	42.103	13.970	1:18.673	90.56	0.535	13:15:07.555
5 -	<b>22.335</b>	41.731	14.102	1:18.168 (3)	91.14	0.030	13:16:25.723
6 -	23.238	42.808	14.403	1:20.449	88.56	2.311	13:17:46.172
7 -	22.777	42.830	14.026	1:19.633	89.46	1.495	13:19:05.805
8 -	22.690	42.405	14.056	1:19.151	90.01	1.013	13:20:24.956
9 -	22.580	<b>41.710</b>	13.866	1:18.156 (2)	91.15	0.018	13:21:43.112
<b>10 -</b>	<b>22.383</b>	<b>41.923</b>	<b>13.832</b>	<b>1:18.138 (1)</b>	<b>91.18</b>		<b>13:23:01.250</b>
11 -	22.825	43.629	14.057	1:20.511	88.49	2.373	13:24:21.761
12 -	22.605	42.998	14.035	1:19.638	89.46	1.500	13:25:41.399
13 -	22.630	42.448	13.991	1:19.069	90.10	0.931	13:27:00.468
14 -	22.765	42.220	13.966	1:18.951	90.24	0.813	13:28:19.419

P9 85 1		Richard BAYSTON		Porsche 996			
IDEAL LAP TIME : 1:16.968		BEST LAP TIME : 1:16.996		DIFFERENCE : 0.028			
LAP	SECTOR 1	SECTOR 2	SECTOR 3	LAP TIME	MPH	DIFF	TIME OF DAY
1 -		44.671	14.792	1:36.444	73.87	19.448	13:11:11.146
2 -	23.711	44.287	14.696	1:22.694	86.15	5.698	13:12:33.840
3 -	23.150	44.416	14.710	1:22.276	86.59	5.280	13:13:56.116
4 -	22.466	42.820	14.080	1:19.366	89.76	2.370	13:15:15.482
5 -	22.615	43.161	14.196	1:19.972	89.08	2.976	13:16:35.454
6 -	22.861	43.291	13.840	1:19.992	89.06	2.996	13:17:55.446
7 -	22.710	42.807	14.631	1:20.148	88.89	3.152	13:19:15.594
8 -	22.786	42.600	13.767	1:19.153	90.01	2.157	13:20:34.747
9 -	22.384	42.485	14.514	1:19.383	89.75	2.387	13:21:54.130
10 -	22.462	41.871	13.844	1:18.177	91.13	1.181	13:23:12.307
11 -	22.428	42.627	13.686	1:18.741	90.48	1.745	13:24:31.048
12 -	22.294	42.057	13.691	1:18.042 (3)	91.29	1.046	13:25:49.090
13 -	<b>22.124</b>	42.175	13.735	1:18.034 (2)	91.30	1.038	13:27:07.124
<b>14 -</b>	<b>22.152</b>	<b>41.331</b>	<b>13.513</b>	<b>1:16.996 (1)</b>	<b>92.53</b>		<b>13:28:24.120</b>



# Porsche Club Championship with Pirelli

## RACE 2 - SECTOR ANALYSIS



SECTOR 1 = FL to I1, SECTOR 2 = I1 to I2, SECTOR 3 = I2 to FL, DIFF = Difference To Personal Best Lap, P = Crossed Finish Line in Pit Lane, D = Time Disallowed

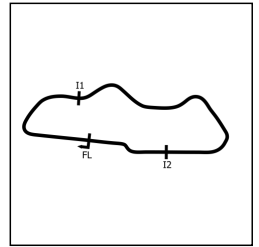
P10 22 1		Peter EVANS		Porsche 996			
IDEAL LAP TIME : 1:18.724		BEST LAP TIME : 1:18.965		DIFFERENCE : 0.241			
LAP	SECTOR 1	SECTOR 2	SECTOR 3	LAP TIME	MPH	DIFF	TIME OF DAY
1 -		43.269	14.326	1:27.116	81.78	8.151	13:11:01.818
2 -	22.929	42.884	14.073	1:19.886	89.18	0.921	13:12:21.704
3 -	23.729	43.108	14.315	1:21.152	87.79	2.187	13:13:42.856
4 -	23.204	43.807	14.329	1:21.340	87.59	2.375	13:15:04.196
5 -	23.208	43.315	15.157	1:21.680	87.22	2.715	13:16:25.876
6 -	23.959	43.444	14.510	1:21.913	86.97	2.948	13:17:47.789
7 -	22.826	43.192	14.066	1:20.084	88.96	1.119	13:19:07.873
8 -	22.554	42.607	14.137	1:19.298 (2)	89.84	0.333	13:20:27.171
9 -	<b>22.505</b>	43.319	14.013	1:19.837	89.23	0.872	13:21:47.008
10 -	22.810	42.318	14.241	1:19.369 (3)	89.76	0.404	13:23:06.377
11 -	23.175	43.482	13.996	1:20.653	88.33	1.688	13:24:27.030
12 -	22.905	43.344	<b>13.988</b>	1:20.237	88.79	1.272	13:25:47.267
13 -	22.688	43.857	15.377	1:21.922	86.96	2.957	13:27:09.189
<b>14 -</b>	<b>22.562</b>	<b>42.231</b>	14.172	<b>1:18.965 (1)</b>	<b>90.22</b>		<b>13:28:28.154</b>

P11 44 2		Andrew PORTER		Porsche Boxster S			
IDEAL LAP TIME : 1:18.756		BEST LAP TIME : 1:18.800		DIFFERENCE : 0.044			
LAP	SECTOR 1	SECTOR 2	SECTOR 3	LAP TIME	MPH	DIFF	TIME OF DAY
1 -		45.736	15.077	1:30.919	78.36	12.119	13:11:05.621
2 -	23.327	44.579	14.614	1:22.520	86.33	3.720	13:12:28.141
3 -	23.458	43.916	14.737	1:22.111	86.76	3.311	13:13:50.252
4 -	23.142	43.370	14.383	1:20.895	88.07	2.095	13:15:11.147
5 -	22.747	43.824	14.254	1:20.825	88.14	2.025	13:16:31.972
6 -	23.163	43.238	14.089	1:20.490	88.51	1.690	13:17:52.462
7 -	22.634	<b>42.127</b>	<b>14.039</b>	<b>1:18.800 (1)</b>	<b>90.41</b>		<b>13:19:11.262</b>
8 -	22.613	42.463	14.040	1:19.116 (2)	90.05	0.316	13:20:30.378
9 -	22.746	42.618	14.155	1:19.519	89.59	0.719	13:21:49.897
10 -	<b>22.590</b>	42.467	14.417	1:19.474 (3)	89.64	0.674	13:23:09.371
11 -	22.716	42.784	14.504	1:20.004	89.05	1.204	13:24:29.375
12 -	23.096	43.077	14.574	1:20.747	88.23	1.947	13:25:50.122
13 -	22.795	42.554	14.611	1:19.960	89.10	1.160	13:27:10.082
14 -	22.847	42.871	14.390	1:20.108	88.93	1.308	13:28:30.190

P12 74 1		Jim BYRAN		Porsche 996			
IDEAL LAP TIME : 1:19.764		BEST LAP TIME : 1:19.862		DIFFERENCE : 0.098			
LAP	SECTOR 1	SECTOR 2	SECTOR 3	LAP TIME	MPH	DIFF	TIME OF DAY
1 -		44.895	14.618	1:29.371	79.71	9.509	13:11:04.073
2 -	23.752	44.501	14.538	1:22.791	86.05	2.929	13:12:26.864
3 -	23.754	44.132	14.496	1:22.382	86.48	2.520	13:13:49.246
4 -	23.051	43.353	14.251	1:20.655	88.33	0.793	13:15:09.901
5 -	22.939	45.030	14.786	1:22.755	86.09	2.893	13:16:32.656
6 -	23.177	44.049	14.403	1:21.629	87.28	1.767	13:17:54.285
7 -	22.976	43.453	15.364	1:21.793	87.10	1.931	13:19:16.078
8 -	22.898	43.562	<b>14.112</b>	1:20.572	88.42	0.710	13:20:36.650
9 -	22.934	43.366	14.129	1:20.429	88.58	0.567	13:21:57.079
10 -	23.005	43.136	14.206	1:20.347 (3)	88.67	0.485	13:23:17.426
11 -	22.957	44.282	14.307	1:21.546	87.36	1.684	13:24:38.972
12 -	23.113	44.443	14.285	1:21.841	87.05	1.979	13:26:00.813
13 -	22.803	43.278	14.133	1:20.214 (2)	88.82	0.352	13:27:21.027
<b>14 -</b>	<b>22.777</b>	<b>42.875</b>	14.210	<b>1:19.862 (1)</b>	<b>89.21</b>		<b>13:28:40.889</b>

# Porsche Club Championship with Pirelli

## RACE 2 - SECTOR ANALYSIS



SECTOR 1 = FL to I1, SECTOR 2 = I1 to I2, SECTOR 3 = I2 to FL, DIFF = Difference To Personal Best Lap, P = Crossed Finish Line in Pit Lane, D = Time Disallowed

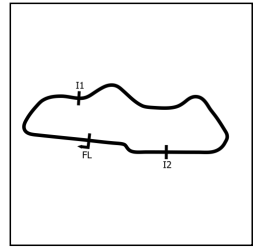
P13 69 2		Oliver CHATHAM		Porsche Boxster S			
IDEAL LAP TIME : 1:19.600		BEST LAP TIME : 1:19.879		DIFFERENCE : 0.279			
LAP	SECTOR 1	SECTOR 2	SECTOR 3	LAP TIME	MPH	DIFF	TIME OF DAY
1 -		45.823	15.296	1:31.776	77.63	11.897	13:11:06.478
2 -	23.418	43.660	15.353	1:22.431	86.43	2.552	13:12:28.909
3 -	23.066	43.794	14.682	1:21.542	87.37	1.663	13:13:50.451
4 -	23.415	43.137	14.555	1:21.107	87.84	1.228	13:15:11.558
5 -	23.019	44.000	14.645	1:21.664	87.24	1.785	13:16:33.222
6 -	23.030	44.108	14.472	1:21.610	87.30	1.731	13:17:54.832
7 -	23.628	42.956	15.311	1:21.895	86.99	2.016	13:19:16.727
8 -	23.161	43.020	14.319	1:20.500	88.50	0.621	13:20:37.227
9 -	22.832	43.365	14.689	1:20.886	88.08	1.007	13:21:58.113
10 -	22.963	42.679	14.569	1:20.211 (2)	88.82	0.332	13:23:18.324
11 -	<b>22.677</b>	44.302	14.570	1:21.549	87.36	1.670	13:24:39.873
12 -	23.246	43.825	14.530	1:21.601	87.31	1.722	13:26:01.474
13 -	22.879	42.936	14.432	1:20.247 (3)	88.78	0.368	13:27:21.721
<b>14 -</b>	<b>22.956</b>	<b>42.621</b>	<b>14.302</b>	<b>1:19.879 (1)</b>	<b>89.19</b>		<b>13:28:41.600</b>

P14 70 2		Angus ARCHER		Porsche Boxster S			
IDEAL LAP TIME : 1:19.058		BEST LAP TIME : 1:19.842		DIFFERENCE : 0.784			
LAP	SECTOR 1	SECTOR 2	SECTOR 3	LAP TIME	MPH	DIFF	TIME OF DAY
1 -		46.361	16.246	1:34.346	75.51	14.504	13:11:09.048
2 -	24.307	44.769	14.337	1:23.413	85.41	3.571	13:12:32.461
3 -	23.823	44.503	15.186	1:23.512	85.31	3.670	13:13:55.973
<b>4 -</b>	<b>23.509</b>	<b>42.173</b>	14.160	<b>1:19.842 (1)</b>	<b>89.23</b>		<b>13:15:15.815</b>
5 -	<b>22.876</b>	42.586	14.652	1:20.114	88.93	0.272	13:16:35.929
6 -	22.928	43.174	<b>14.009</b>	1:20.111 (3)	88.93	0.269	13:17:56.040
7 -	23.179	43.324	14.378	1:20.881	88.08	1.039	13:19:16.921
8 -	23.574	42.667	14.266	1:20.507	88.49	0.665	13:20:37.428
9 -	23.135	43.003	14.773	1:20.911	88.05	1.069	13:21:58.339
10 -	23.264	42.283	14.645	1:20.192	88.84	0.350	13:23:18.531
11 -	23.292	43.625	14.586	1:21.503	87.41	1.661	13:24:40.034
12 -	23.189	43.873	14.588	1:21.650	87.25	1.808	13:26:01.684
13 -	23.100	42.799	14.329	1:20.228	88.80	0.386	13:27:21.912
14 -	23.289	42.409	14.153	1:19.851 (2)	89.22	0.009	13:28:41.763

P15 8 2		Harry RICE		Porsche Boxster S			
IDEAL LAP TIME : 1:20.033		BEST LAP TIME : 1:20.144		DIFFERENCE : 0.111			
LAP	SECTOR 1	SECTOR 2	SECTOR 3	LAP TIME	MPH	DIFF	TIME OF DAY
1 -		45.360	15.179	1:32.206	77.26	12.062	13:11:06.908
2 -	23.614	44.279	14.423	1:22.316	86.55	2.172	13:12:29.224
3 -	23.663	43.964	14.403	1:22.030	86.85	1.886	13:13:51.254
4 -	23.548	43.105	14.472	1:21.125	87.82	0.981	13:15:12.379
5 -	23.454	43.254	14.478	1:21.186	87.75	1.042	13:16:33.565
6 -	23.290	43.988	<b>14.213</b>	1:21.491	87.42	1.347	13:17:55.056
7 -	23.665	43.658	15.144	1:22.467	86.39	2.323	13:19:17.523
8 -	23.519	43.465	14.385	1:21.369	87.55	1.225	13:20:38.892
9 -	23.388	43.179	14.254	1:20.821	88.15	0.677	13:21:59.713
10 -	23.267	42.724	14.250	1:20.241 (2)	88.79	0.097	13:23:19.954
11 -	23.411	43.260	14.501	1:21.172	87.77	1.028	13:24:41.126
12 -	23.604	43.720	14.276	1:21.600	87.31	1.456	13:26:02.726
<b>13 -</b>	<b>23.283</b>	<b>42.582</b>	14.279	<b>1:20.144 (1)</b>	<b>88.89</b>		<b>13:27:22.870</b>
14 -	<b>23.238</b>	42.839	14.223	1:20.300 (3)	88.72	0.156	13:28:43.170

# Porsche Club Championship with Pirelli

## RACE 2 - SECTOR ANALYSIS



SECTOR 1 = FL to I1, SECTOR 2 = I1 to I2, SECTOR 3 = I2 to FL, DIFF = Difference To Personal Best Lap, P = Crossed Finish Line in Pit Lane, D = Time Disallowed

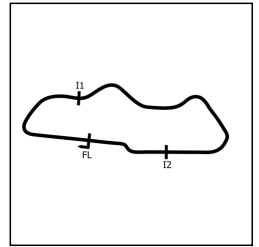
P16 24 2		Carl HAZELTON		Porsche Boxster S			
IDEAL LAP TIME : 1:21.340		BEST LAP TIME : 1:21.481		DIFFERENCE : 0.141			
LAP	SECTOR 1	SECTOR 2	SECTOR 3	LAP TIME	MPH	DIFF	TIME OF DAY
1 -		46.620	15.449	1:34.689	75.24	13.208	13:11:09.391
2 -	24.382	46.005	14.769	1:25.156	83.66	3.675	13:12:34.547
3 -	23.732	44.634	14.660	1:23.026	85.81	1.545	13:13:57.573
4 -	23.626	44.829	14.521	1:22.976	85.86	1.495	13:15:20.549
5 -	23.349	44.187	14.738	1:22.274	86.59	0.793	13:16:42.823
6 -	23.423	44.430	14.488	1:22.341	86.52	0.860	13:18:05.164
7 -	23.247	44.226	14.430	1:21.903 (3)	86.98	0.422	13:19:27.067
8 -	23.448	44.330	14.590	1:22.368	86.49	0.887	13:20:49.435
9 -	23.377	44.201	14.443	1:22.021	86.86	0.540	13:22:11.456
10 -	23.360	<b>43.838</b>	14.325	1:21.523 (2)	87.39	0.042	13:23:32.979
11 -	<b>23.209</b>	44.371	14.607	1:22.187	86.68	0.706	13:24:55.166
12 -	23.277	43.911	<b>14.293</b>	<b>1:21.481 (1)</b>	<b>87.43</b>		<b>13:26:16.647</b>
13 -	23.236	44.548	15.145	1:22.929	85.91	1.448	13:27:39.576

P17 5 2		Brian RICHARDSON		Porsche Boxster S			
IDEAL LAP TIME : 1:21.457		BEST LAP TIME : 1:22.200		DIFFERENCE : 0.743			
LAP	SECTOR 1	SECTOR 2	SECTOR 3	LAP TIME	MPH	DIFF	TIME OF DAY
1 -		47.947	16.755	1:37.928	72.75	15.728	13:11:12.630
2 -	24.993	46.310	14.792	1:26.095	82.75	3.895	13:12:38.725
3 -	24.282	44.642	14.582	1:23.506	85.31	1.306	13:14:02.231
4 -	23.789	44.470	14.823	1:23.082	85.75	0.882	13:15:25.313
5 -	24.103	44.826	14.913	1:23.842	84.97	1.642	13:16:49.155
6 -	23.970	44.544	14.836	1:23.350	85.47	1.150	13:18:12.505
7 -	23.557	44.991	14.631	1:23.179	85.65	0.979	13:19:35.684
8 -	23.616	44.222	<b>14.362</b>	<b>1:22.200 (1)</b>	<b>86.67</b>		<b>13:20:57.884</b>
9 -	23.533	44.572	14.452	1:22.557 (3)	86.29	0.357	13:22:20.441
10 -	23.603	<b>43.845</b>	15.268	1:22.716	86.13	0.516	13:23:43.157
11 -	23.749	45.495	15.027	1:24.271	84.54	2.071	13:25:07.428
12 -	23.291	44.780	14.893	1:22.964	85.87	0.764	13:26:30.392
13 -	<b>23.250</b>	44.587	14.681	1:22.518 (2)	86.34	0.318	13:27:52.910

P18 10 2		Julian MORRIS		Porsche Boxster S			
IDEAL LAP TIME : 1:21.531		BEST LAP TIME : 1:22.392		DIFFERENCE : 0.861			
LAP	SECTOR 1	SECTOR 2	SECTOR 3	LAP TIME	MPH	DIFF	TIME OF DAY
1 -		46.990	15.646	1:35.767	74.39	13.375	13:11:10.469
2 -	25.108	45.527	14.935	1:25.570	83.26	3.178	13:12:36.039
3 -	24.318	45.281	14.953	1:24.552	84.26	2.160	13:14:00.591
4 -	23.772	45.484	14.912	1:24.168	84.64	1.776	13:15:24.759
5 -	23.912	44.863	15.266	1:24.041	84.77	1.649	13:16:48.800
6 -	23.486	44.316	14.840	1:22.642	86.21	0.250	13:18:11.442
7 -	24.098	44.964	14.605	1:23.667	85.15	1.275	13:19:35.109
8 -	23.448	44.239	14.765	1:22.452 (2)	86.40	0.060	13:20:57.561
9 -	23.457	44.390	<b>14.545</b>	<b>1:22.392 (1)</b>	<b>86.47</b>		<b>13:22:19.953</b>
10 -	23.541	<b>43.986</b>	14.961	1:22.488 (3)	86.37	0.096	13:23:42.441
11 -	23.840	45.539	14.929	1:24.308	84.50	1.916	13:25:06.749
12 -	23.295	44.513	14.706	1:22.514	86.34	0.122	13:26:29.263
13 -	<b>23.000</b>	46.118	14.968	1:24.086	84.73	1.694	13:27:53.349

# Porsche Club Championship with Pirelli

## RACE 2 - SECTOR ANALYSIS



SECTOR 1 = FL to I1, SECTOR 2 = I1 to I2, SECTOR 3 = I2 to FL, DIFF = Difference To Personal Best Lap, P = Crossed Finish Line in Pit Lane, D = Time Disallowed

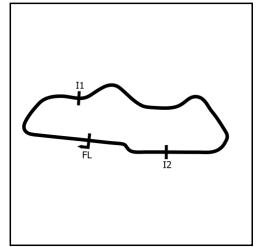
P19 15 2 Shiraz KHAN		Porsche Boxster S					
IDEAL LAP TIME : 1:21.627		BEST LAP TIME : 1:21.864		DIFFERENCE : 0.237			
LAP	SECTOR 1	SECTOR 2	SECTOR 3	LAP TIME	MPH	DIFF	TIME OF DAY
1 -		46.661	15.498	1:33.241	76.41	11.377	13:11:07.943
2 -	24.319	44.404	14.857	1:23.580	85.24	1.716	13:12:31.523
3 -	24.083	44.491	16.168	1:24.742	84.07	2.878	13:13:56.265
4 -	24.380	54.380	15.353	1:34.113	75.70	12.249	13:15:30.378
5 -	24.070	45.077	15.218	1:24.365	84.45	2.501	13:16:54.743
6 -	24.149	44.138	14.676	1:22.963	85.87	1.099	13:18:17.706
7 -	23.770	44.365	14.822	1:22.957 (3)	85.88	1.093	13:19:40.663
8 -	23.721	44.884	14.724	1:23.329	85.50	1.465	13:21:03.992
9 -	23.789	<b>43.560</b>	<b>14.515</b>	<b>1:21.864 (1)</b>	<b>87.03</b>		<b>13:22:25.856</b>
10 -	<b>23.552</b>	44.162	16.056	1:23.770	85.05	1.906	13:23:49.626
11 -	24.215	43.713	14.750	1:22.678 (2)	86.17	0.814	13:25:12.304
12 -	23.857	44.526	14.775	1:23.158	85.67	1.294	13:26:35.462
13 -	23.880	44.593	14.554	1:23.027	85.81	1.163	13:27:58.489

P20 89 1 Tom ATHERTON		Porsche Cayman					
IDEAL LAP TIME : 1:22.007		BEST LAP TIME : 1:22.501		DIFFERENCE : 0.494			
LAP	SECTOR 1	SECTOR 2	SECTOR 3	LAP TIME	MPH	DIFF	TIME OF DAY
1 -		49.534	15.326	1:39.162	71.84	16.661	13:11:13.864
2 -	25.384	47.405	15.171	1:27.960	80.99	5.459	13:12:41.824
3 -	24.359	46.647	15.057	1:26.063	82.78	3.562	13:14:07.887
4 -	24.338	46.146	14.971	1:25.455	83.37	2.954	13:15:33.342
5 -	23.956	47.042	14.751	1:25.749	83.08	3.248	13:16:59.091
6 -	23.971	46.703	15.059	1:25.733	83.10	3.232	13:18:24.824
7 -	23.704	46.545	14.795	1:25.044	83.77	2.543	13:19:49.868
8 -	23.936	45.789	14.779	1:24.504	84.31	2.003	13:21:14.372
9 -	25.239	44.974	14.724	1:24.937	83.88	2.436	13:22:39.309
10 -	<b>23.201</b>	45.056	<b>14.340</b>	1:22.597 (2)	86.25	0.096	13:24:01.906
11 -	23.778	<b>44.466</b>	14.931	1:23.175 (3)	85.65	0.674	13:25:25.081
12 -	23.361	44.574	14.566	<b>1:22.501 (1)</b>	<b>86.35</b>		<b>13:26:47.582</b>
13 -	23.845	47.240	15.030	1:26.115	82.73	3.614	13:28:13.697

P21 88 2 Paul SIMPSON		Porsche Boxster S					
IDEAL LAP TIME : 1:20.166		BEST LAP TIME : 1:20.760		DIFFERENCE : 0.594			
LAP	SECTOR 1	SECTOR 2	SECTOR 3	LAP TIME	MPH	DIFF	TIME OF DAY
1 -		48.506	15.674	1:37.501	73.07	16.741	13:11:12.203
2 -	24.129	44.176	14.600	1:22.905	85.93	2.145	13:12:35.108
3 -	23.677	44.655	14.619	1:22.951	85.88	2.191	13:13:58.059
4 -	23.845	43.498	<b>14.300</b>	1:21.643	87.26	0.883	13:15:19.702
5 -	23.665	43.285	14.549	1:21.499	87.41	0.739	13:16:41.201
6 -	23.411	43.118	14.341	1:20.870 (2)	88.09	0.110	13:18:02.071
7 -	23.323	<b>42.873</b>	14.564	<b>1:20.760 (1)</b>	<b>88.21</b>		<b>13:19:22.831</b>
8 -	<b>22.993</b>	1:08.641	14.549	1:46.183	67.09	25.423	13:21:09.014
9 -	23.295	43.377	14.313	1:20.985 (3)	87.97	0.225	13:22:29.999
10 -	25.174	56.864	IN PIT	1:41.253 P	70.36	20.493	13:24:11.252
11 -		44.868	14.763	2:00.864	58.94	40.104	13:26:12.116
12 -	23.901	44.126	14.879	1:22.906	85.93	2.146	13:27:35.022

# Porsche Club Championship with Pirelli

## RACE 2 - SECTOR ANALYSIS



SECTOR 1 = FL to I1, SECTOR 2 = I1 to I2, SECTOR 3 = I2 to FL, DIFF = Difference To Personal Best Lap, P = Crossed Finish Line in Pit Lane, D = Time Disallowed

P22 52 2		Darren LABBETT		Porsche Boxster S			
IDEAL LAP TIME : 1:19.457		BEST LAP TIME : 1:19.752		DIFFERENCE : 0.295			
LAP	SECTOR 1	SECTOR 2	SECTOR 3	LAP TIME	MPH	DIFF	TIME OF DAY
1 -		46.148	15.690	1:34.163	75.66	14.411	13:11:08.865
2 -	23.990	44.230	14.797	1:23.017	85.82	3.265	13:12:31.882
3 -	24.043	44.076	15.815	1:23.934	84.88	4.182	13:13:55.816
4 -	23.978	43.595	14.316	1:21.889	87.00	2.137	13:15:17.705
5 -	22.702	44.995	14.457	1:22.154	86.72	2.402	13:16:39.859
6 -	23.289	44.056	14.325	1:21.670	87.23	1.918	13:18:01.529
7 -	22.978	43.487	14.260	1:20.725	88.25	0.973	13:19:22.254
8 -	23.105	43.017	14.070	1:20.192 (3)	88.84	0.440	13:20:42.446
9 -	22.868	43.359	14.087	1:20.314	88.70	0.562	13:22:02.760
10 -	23.387	43.470	14.286	1:21.143	87.80	1.391	13:23:23.903
11 -	23.002	44.062	14.507	1:21.571	87.34	1.819	13:24:45.474
12 -	22.988	43.104	14.012	1:20.104 (2)	88.94	0.352	13:26:05.578
13 -	22.827	<b>42.922</b>	<b>14.003</b>	<b>1:19.752 (1)</b>	<b>89.33</b>		<b>13:27:25.330</b>

P23 77 1		Steve WOOD		Porsche 996			
IDEAL LAP TIME : 1:15.275		BEST LAP TIME : 1:15.727		DIFFERENCE : 0.452			
LAP	SECTOR 1	SECTOR 2	SECTOR 3	LAP TIME	MPH	DIFF	TIME OF DAY
1 -		41.872	14.677	1:24.568	84.24	8.841	13:10:59.270
2 -	22.072	40.826	13.408	1:16.306 (3)	93.36	0.579	13:12:15.576
3 -	22.566	42.352	14.177	1:19.095	90.07	3.368	13:13:34.671
4 -	22.114	40.437	13.453	1:16.004 (2)	93.74	0.277	13:14:50.675
5 -	21.836	40.889	14.061	1:16.786	92.78	1.059	13:16:07.461
6 -	22.137	42.500	13.715	1:18.352	90.93	2.625	13:17:25.813
7 -	22.044	40.905	13.550	1:16.499	93.13	0.772	13:18:42.312
8 -	21.916	41.805	<b>13.186</b>	1:16.907	92.63	1.180	13:19:59.219
9 -	<b>21.661</b>	<b>40.428</b>	13.638	<b>1:15.727 (1)</b>	<b>94.08</b>		<b>13:21:14.946</b>
10 -	22.047	40.696	13.689	1:16.432	93.21	0.705	13:22:31.378
11 -	23.109	52.461	IN PIT	1:36.405 P	73.90	20.678	13:24:07.783

P24 12 1		Warren MCKINALY		Porsche Cayman			
IDEAL LAP TIME :		BEST LAP TIME : 1:17.774		DIFFERENCE :			
LAP	SECTOR 1	SECTOR 2	SECTOR 3	LAP TIME	MPH	DIFF	TIME OF DAY
1 -				1:25.126	83.69	7.352	13:10:59.828
2 -				1:18.647 (2)	90.59	0.873	13:12:18.475
3 -				1:18.712 (3)	90.51	0.938	13:13:37.187
4 -				<b>1:17.774 (1)</b>	<b>91.60</b>		<b>13:14:54.961</b>

P25 3 2		Ross MORRIS		Porsche Boxster S			
IDEAL LAP TIME : 1:20.056		BEST LAP TIME : 1:20.342		DIFFERENCE : 0.286			
LAP	SECTOR 1	SECTOR 2	SECTOR 3	LAP TIME	MPH	DIFF	TIME OF DAY
1 -		45.015	14.932	1:31.210	78.11	10.868	13:11:05.912
2 -	23.346	43.477	15.214	1:22.037 (2)	86.84	1.695	13:12:27.949
3 -	23.409	43.881	14.796	1:22.086 (3)	86.79	1.744	13:13:50.035
4 -	22.995	<b>43.345</b>	<b>14.002</b>	<b>1:20.342 (1)</b>	<b>88.67</b>		<b>13:15:10.377</b>

# Porsche Club Championship with Pirelli

## RACE 2 - BEST SECTORS

SECTOR 1				SECTOR 2				SECTOR 3				IDEAL / BEST COMPARISON			
POS	NO	NAME	TIME	NO	NAME	TIME	NO	NAME	TIME	POS	NO	NAME	IDEAL	BEST	DIFF
													<b>PERFECT LAP</b>	<b>1:15.044</b>	
1	11	CALEY	21.500	77	WOOD	40.428	25	MAILER	13.116	1	25	MAILER		1:15.066	
2	25	MAILER	21.536	11	CALEY	40.465	77	WOOD	13.186	2	11	CALEY	1:15.249	1:15.776	0.527
3	2	MORRIS	21.568	25	MAILER	40.560	62	DELAGRY	13.244	3	77	WOOD	1:15.275	1:15.727	0.452
4	77	WOOD	21.661	2	MORRIS	40.568	11	CALEY	13.284	4	2	MORRIS	1:15.637	1:16.385	0.748
5	9	DYER	21.739	17	MUGGERIDGE	40.668	17	MUGGERIDGE	13.344	5	9	DYER	1:15.853	1:16.260	0.407
6	17	MUGGERIDGE	21.879	9	DYER	40.761	9	DYER	13.353	6	17	MUGGERIDGE	1:15.891	1:16.155	0.264
7	62	DELAGRY	21.916	62	DELAGRY	40.806	2	MORRIS	13.501	7	62	DELAGRY	1:15.966	1:16.173	0.207
8	32	HAYES	22.017	32	HAYES	41.167	85	BAYSTON	13.513	8	32	HAYES	1:16.740	1:16.960	0.220
9	85	BAYSTON	22.124	85	BAYSTON	41.331	32	HAYES	13.556	9	85	BAYSTON	1:16.968	1:16.996	0.028
10	4	TOON	22.335	4	TOON	41.710	4	TOON	13.832	10	4	TOON	1:17.877	1:18.138	0.261
11	22	EVANS	22.505	44	PORTER	42.127	22	EVANS	13.988	11	22	EVANS	1:18.724	1:18.965	0.241
12	52	LABBETT	22.532	70	ARCHER	42.173	3	MORRIS	14.002	12	44	PORTER	1:18.756	1:18.800	0.044
13	44	PORTER	22.590	22	EVANS	42.231	52	LABBETT	14.003	13	70	ARCHER	1:19.058	1:19.842	0.784
14	69	CHATHAM	22.677	8	RICE	42.582	70	ARCHER	14.009	14	52	LABBETT	1:19.457	1:19.752	0.295
15	3	MORRIS	22.709	69	CHATHAM	42.621	44	PORTER	14.039	15	69	CHATHAM	1:19.600	1:19.879	0.279
16	74	BYRAN	22.777	88	SIMPSON	42.873	74	BYRAN	14.112	16	74	BYRAN	1:19.764	1:19.862	0.098
17	70	ARCHER	22.876	74	BYRAN	42.875	8	RICE	14.213	17	8	RICE	1:20.033	1:20.144	0.111
18	88	SIMPSON	22.993	52	LABBETT	42.922	24	HAZELTON	14.293	18	3	MORRIS	1:20.056	1:20.342	0.286
19	10	MORRIS	23.000	3	MORRIS	43.345	88	SIMPSON	14.300	19	88	SIMPSON	1:20.166	1:20.760	0.594
20	89	ATHERTON	23.201	15	KHAN	43.560	69	CHATHAM	14.302	20	24	HAZELTON	1:21.340	1:21.481	0.141
21	24	HAZELTON	23.209	24	HAZELTON	43.838	89	ATHERTON	14.340	21	5	RICHARDSON	1:21.457	1:22.200	0.743
22	8	RICE	23.238	5	RICHARDSON	43.845	5	RICHARDSON	14.362	22	10	MORRIS	1:21.531	1:22.392	0.861
23	5	RICHARDSON	23.250	10	MORRIS	43.986	15	KHAN	14.515	23	15	KHAN	1:21.627	1:21.864	0.237
24	15	KHAN	23.552	89	ATHERTON	44.466	10	MORRIS	14.545	24	89	ATHERTON	1:22.007	1:22.501	0.494
25										25	12	MCKINALY		1:17.774	
26															

# Porsche Club Championship with Pirelli

## RACE 2 - STATISTICS

**Competitors Started** 26  
**Planned Start** 2023-04-01 @ 13:05:00.000  
**Actual Start** 2023-04-01 @ 13:09:34.701  
**Finish Time** 2023-04-01 @ 13:27:34.284  
**Track Length** 1.9790mi.  
**Total Laps** 319  
**Total Distance Covered** 631.3224mi.

### Session Fastest Lap History

NO	CL	NAME	LAP TIME	TIME OF DAY	LAP	VEHICLE
2	1	Peter MORRIS	1:20.652	13:10:55.360	1	Porsche 997
2	1	Peter MORRIS	1:18.541	13:12:13.901	2	Porsche 997
62	1	Neil DELAGRY	1:16.839	13:12:14.585	2	Porsche 997
77	1	Steve WOOD	1:16.306	13:12:15.599	2	Porsche 996
11	1	James CALEY	1:16.010	13:14:50.498	4	Porsche 997
77	1	Steve WOOD	1:16.004	13:14:50.607	4	Porsche 996
25	1	Harry MAILER	1:15.860	13:21:13.208	9	Porsche Cayman
11	1	James CALEY	1:15.776	13:21:14.793	9	Porsche 997
77	1	Steve WOOD	1:15.727	13:21:14.969	9	Porsche 996
25	1	Harry MAILER	1:15.066	13:22:28.273	10	Porsche Cayman

### Session Leader History

NO	CL	NAME	FROM LAP	LAPS LED	DISTANCE	VEHICLE
2	1	Peter MORRIS	1	7	13.81 miles	Porsche 997
25	1	Harry MAILER	8	7	13.85 miles	Porsche Cayman

### Flag History

TYPE	TIME OF DAY
GREEN	13:09:34.701
FINISH	13:27:34.284

### Flag Statistics

TYPE	COUNT	TOTAL LAPS	TOTAL TIME
Green	1	14	21:49.495
Red	0	0	0.000
Safety Car	0	0	0.000
FCY	0	0	0.000

# Porsche Club Championship with Pirelli

## RACE 2 - STATISTICS

CLASS : 1

15 Starters

### Fastest Lap History

NO	NAME	LAP TIME	TIME OF DAY	LAP	VEHICLE
2	Peter MORRIS	1:20.652	13:10:55.360	1	Porsche 997
2	Peter MORRIS	1:18.541	13:12:13.901	2	Porsche 997
62	Neil DELAGRY	1:16.839	13:12:14.585	2	Porsche 997
77	Steve WOOD	1:16.306	13:12:15.599	2	Porsche 996
11	James CALEY	1:16.010	13:14:50.498	4	Porsche 997
77	Steve WOOD	1:16.004	13:14:50.607	4	Porsche 996
25	Harry MAILER	1:15.860	13:21:13.208	9	Porsche Cayman
11	James CALEY	1:15.776	13:21:14.793	9	Porsche 997
77	Steve WOOD	1:15.727	13:21:14.969	9	Porsche 996
25	Harry MAILER	1:15.066	13:22:28.273	10	Porsche Cayman

### Leader History

NO	NAME	FROM LAP	LAPS LED	DISTANCE	VEHICLE
2	Peter MORRIS	1	7	13.81 miles	Porsche 997
25	Harry MAILER	8	7	13.85 miles	Porsche Cayman



# Porsche Club Championship with Pirelli

## RACE 2 - STATISTICS

CLASS : 2

11 Starters

### Fastest Lap History

NO	NAME	LAP TIME	TIME OF DAY	LAP	VEHICLE
44	Andrew PORTER	1:30.919	13:11:05.635	1	Porsche Boxster S
3	Ross MORRIS	1:22.037	13:12:27.958	2	Porsche Boxster S
69	Oliver CHATHAM	1:21.542	13:13:50.379	3	Porsche Boxster S
3	Ross MORRIS	1:20.342	13:15:10.383	4	Porsche Boxster S
70	Angus ARCHER	1:19.842	13:15:15.838	4	Porsche Boxster S
44	Andrew PORTER	1:18.800	13:19:11.274	7	Porsche Boxster S

### Leader History

NO	NAME	FROM LAP	LAPS LED	DISTANCE	VEHICLE
44	Andrew PORTER	1	1	1.94 miles	Porsche Boxster S
3	Ross MORRIS	2	3	5.93 miles	Porsche Boxster S
44	Andrew PORTER	5	10	19.79 miles	Porsche Boxster S

# Porsche Club Championship with Pirelli

## RACE 7 - CLASSIFICATION - AMENDED

POS	NO	CL	PIC NAME	ENTRY	LAPS	TIME	GAP	DIFF	MPH	BEST	ON
1	77	1	1 Steve WOOD	Porsche 996	20	25:09.310			94.31	1:14.026	7
2	25	1	2 Harry MAILER	Porsche Cayman	20	25:12.090	2.780	2.780	94.14	1:14.413	5
3	2	1	3 Peter MORRIS	Porsche 997	20	25:29.127	19.817	17.037	93.09	1:15.371	9
4	11	1	4 James CALEY	Porsche 997	20	25:30.301	20.991	1.174	93.02	1:15.274	15
5	62	1	5 Neil DELAGRY	Porsche 997	20	25:33.376	24.066	3.075	92.83	1:15.102	12
6	9	1	6 Chris DYER	Porsche Cayman	20	25:34.886	25.576	1.510	92.74	1:15.369	9
7	17	1	7 Andrew MUGGERIDGE	Porsche 996	20	25:35.587	26.277	0.701	92.70	1:15.459	7
8	74	1	8 Jim BYRAN	Porsche 996	20	26:07.286	57.976	31.699	90.82	1:16.002	15
9	4	1	9 Andy TOON	Porsche Cayman	20	26:10.613	1:01.303	3.327	90.63	1:17.069	20
10	32	1	10 Ed HAYES	Porsche Cayman	20	26:11.195	1:01.885	0.582	90.60	1:16.326	13
11	69	2	1 Oliver CHATHAM	Porsche Boxster S	19	25:10.046	1 Lap	1 Lap	89.55	1:17.763	18
12	64	1	11 Vince BLACKER	Porsche Cayman	19	25:44.739	1 Lap	34.693	87.54	1:19.219	5
13	3	2	2 Ross MORRIS	Porsche Boxster S	19	25:45.910	1 Lap	1.171	87.47	1:19.745	19
14	89	1	12 Adrian ROWLANDS	Porsche Cayman	19	25:48.119	1 Lap	2.209	87.35	1:18.844	10
15	24	2	3 Carl HAZELTON	Porsche Boxster S	19	25:56.384	1 Lap	8.265	86.88	1:18.991	19
16	8	2	4 Harry RICE	Porsche Boxster S	19	25:56.760	1 Lap	0.376	86.86	1:19.516	15
17	15	2	5 Shiraz KHAN	Porsche Boxster S	19	25:57.369	1 Lap	0.609	86.83	1:19.255	19
18	52	2	6 Darren LABBETT	Porsche Boxster S	19	25:57.825	1 Lap	0.456	86.80	1:19.301	19
19	10	2	7 Julian MORRIS	Porsche Boxster S	19	26:19.969	1 Lap	22.144	85.59	1:20.641	19
20	5	2	8 Brian RICHARDSON	Porsche Boxster S	18	25:12.304	2 Laps	1 Lap	84.70	1:20.781	11
21	88	2	9 Paul SIMPSON	Porsche Boxster S	17	25:30.005	3 Laps	1 Lap	79.07	1:21.158	11
22	22	1	13 Peter EVANS	Porsche 996	17	26:22.512	3 Laps	52.507	76.44	1:17.504	17

### NOT CLASSIFIED

DNF	44	2	Andrew PORTER	Porsche Boxster S	8	10:41.702	12 Laps	9 Laps	88.60	1:18.283	6
DNF	85	1	Richard BAYSTON	Porsche 996	7	9:41.564	13 Laps	1 Lap	85.52	1:18.112	5
DQ	70	2	Angus ARCHER	Porsche Boxster S							

### NOT STARTED

NS	14	1	Mark MCALEER	Porsche 997							
NS	80	1	Bill CALEY	Porsche Cayman							
NS	12	1	Warren MCKINALY	Porsche Cayman							

### FASTEST LAP

77	1	Steve WOOD	Porsche 996	7	1:14.026	96.24 mph	154.89 kph
69	2	Oliver CHATHAM	Porsche Boxster S	18	1:17.763	91.61 mph	147.44 kph

Car 70 disqualified from meeting - Regulation C3.5.1 (a) / G5.3 refers.

Weather / Track : Cloudy / Dry

These results are provisional until the conclusion of any judicial and technical matters.

Race Distance: 20 Laps / 39.58 miles

Donington Park National: 1.9790 miles

Date: 01/04/2023 Start: 16:50 Finish: 17:15

Clerk Of Course : Andy Stevens

Stewards :

Timekeeper : Nick Palmer

# Porsche Club Championship with Pirelli

## RACE 7 - CLASSIFICATION

POS	NO	CL	PIC NAME	ENTRY	LAPS	TIME	GAP	DIFF	MPH	BEST	ON
1	77	1	1 Steve WOOD	Porsche 996	20	25:09.310			94.31	1:14.026	7
2	25	1	2 Harry MAILER	Porsche Cayman	20	25:12.090	2.780	2.780	94.14	1:14.413	5
3	2	1	3 Peter MORRIS	Porsche 997	20	25:29.127	19.817	17.037	93.09	1:15.371	9
4	11	1	4 James CALEY	Porsche 997	20	25:30.301	20.991	1.174	93.02	1:15.274	15
5	62	1	5 Neil DELAGRY	Porsche 997	20	25:33.376	24.066	3.075	92.83	1:15.102	12
6	9	1	6 Chris DYER	Porsche Cayman	20	25:34.886	25.576	1.510	92.74	1:15.369	9
7	17	1	7 Andrew MUGGERIDGE	Porsche 996	20	25:35.587	26.277	0.701	92.70	1:15.459	7
8	74	1	8 Jim BYRAN	Porsche 996	20	26:07.286	57.976	31.699	90.82	1:16.002	15
9	4	1	9 Andy TOON	Porsche Cayman	20	26:10.613	1:01.303	3.327	90.63	1:17.069	20
10	32	1	10 Ed HAYES	Porsche Cayman	20	26:11.195	1:01.885	0.582	90.60	1:16.326	13
11	69	2	1 Oliver CHATHAM	Porsche Boxster S	19	25:10.046	1 Lap	1 Lap	89.55	1:17.763	18
12	70	2	2 Angus ARCHER	Porsche Boxster S	19	25:10.915	1 Lap	0.869	89.50	1:17.792	18
13	64	1	11 Vince BLACKER	Porsche Cayman	19	25:44.739	1 Lap	33.824	87.54	1:19.219	5
14	3	2	3 Ross MORRIS	Porsche Boxster S	19	25:45.910	1 Lap	1.171	87.47	1:19.745	19
15	89	1	12 Adrian ROWLANDS	Porsche Cayman	19	25:48.119	1 Lap	2.209	87.35	1:18.844	10
16	24	2	4 Carl HAZELTON	Porsche Boxster S	19	25:56.384	1 Lap	8.265	86.88	1:18.991	19
17	8	2	5 Harry RICE	Porsche Boxster S	19	25:56.760	1 Lap	0.376	86.86	1:19.516	15
18	15	2	6 Shiraz KHAN	Porsche Boxster S	19	25:57.369	1 Lap	0.609	86.83	1:19.255	19
19	52	2	7 Darren LABBETT	Porsche Boxster S	19	25:57.825	1 Lap	0.456	86.80	1:19.301	19
20	10	2	8 Julian MORRIS	Porsche Boxster S	19	26:19.969	1 Lap	22.144	85.59	1:20.641	19
21	5	2	9 Brian RICHARDSON	Porsche Boxster S	18	25:12.304	2 Laps	1 Lap	84.70	1:20.781	11
22	88	2	10 Paul SIMPSON	Porsche Boxster S	17	25:30.005	3 Laps	1 Lap	79.07	1:21.158	11
23	22	1	13 Peter EVANS	Porsche 996	17	26:22.512	3 Laps	52.507	76.44	1:17.504	17

### NOT CLASSIFIED

DNF	44	2	Andrew PORTER	Porsche Boxster S	8	10:41.702	12 Laps	9 Laps	88.60	1:18.283	6
DNF	85	1	Richard BAYSTON	Porsche 996	7	9:41.564	13 Laps	1 Lap	85.52	1:18.112	5

### NOT STARTED

NS	14	1	Mark MCALEER	Porsche 997
NS	80	1	Bill CALEY	Porsche Cayman
NS	12	1	Warren MCKINALY	Porsche Cayman

### FASTEST LAP

77	1	Steve WOOD	Porsche 996	7	1:14.026	96.24 mph	154.89 kph
69	2	Oliver CHATHAM	Porsche Boxster S	18	1:17.763	91.61 mph	147.44 kph

Weather / Track : Cloudy / Dry

These results are provisional until the conclusion of any judicial and technical matters.

Race Distance: 20 Laps / 39.58 miles

Donington Park National: 1.9790 miles

Date: 01/04/2023 Start: 16:50 Finish: 17:15

Clerk Of Course : Andy Stevens

Stewards :

Timekeeper : Nick Palmer

# Porsche Club Championship with Pirelli

## RACE 7 - LAP CHART

LAP 1 @ 16:52:09.403			LAP 2 @ 16:53:25.747			LAP 3 @ 16:54:41.911			LAP 4 @ 16:55:58.349			LAP 5 @ 16:57:12.821		
NO	BEHIND	LAP TIME	NO	BEHIND	LAP TIME	NO	BEHIND	LAP TIME	NO	BEHIND	LAP TIME	NO	BEHIND	LAP TIME
2		1:21.484	2		1:16.344	2		1:16.164	77		1:16.260	77		1:14.472
11	1.003	1:22.487	11	0.995	1:16.336	77	0.178	1:15.169	25	0.540	1:15.734	25	0.481	1:14.413
77	1.323	1:22.807	77	1.173	1:16.194	11	1.025	1:16.194	2	0.928	1:17.366	2	1.940	1:15.484
25	1.492	1:22.976	25	1.339	1:16.191	25	1.244	1:16.069	11	1.250	1:16.663	11	2.574	1:15.796
17	2.472	1:23.956	62	3.873	1:17.560	62	3.651	1:15.942	62	3.148	1:15.935	62	4.200	1:15.524
62	2.657	1:24.141	9	4.134	1:17.419	9	3.950	1:15.980	9	3.407	1:15.895	9	4.595	1:15.660
9	3.059	1:24.543	17	4.640	1:18.512	17	4.647	1:16.171	17	4.291	1:16.082	17	5.659	1:15.840
74	5.788	1:27.272	4	9.523	1:19.775	4	11.984	1:18.625	4	13.704	1:18.158	4	17.058	1:17.826
4	6.092	1:27.576	74	9.979	1:20.535	44	14.545	1:20.288	44	17.115	1:19.008	44	21.022	1:18.379
44	6.885	1:28.369	44	10.421	1:19.880	74	15.534	1:21.719	74	17.747	1:18.651	74	21.646	1:18.371
69	7.150	1:28.634	69	10.661	1:19.855	70	15.685	1:20.845	32	18.145	1:18.685	32	21.910	1:18.237
70	8.010	1:29.494	70	11.004	1:19.338	32	15.898	1:19.251	70	18.574	1:19.327	70	22.559	1:18.457
32	10.121	1:31.605	32	12.811	1:19.034	69	16.024	1:21.527	69	19.778	1:20.192	69	24.132	1:18.826
3	11.642	1:33.126	64	16.465	1:20.926	64	20.778	1:20.477	64	24.709	1:20.369	64	29.456	1:19.219
15	11.858	1:33.342	3	17.970	1:22.672	3	22.823	1:21.017	85	26.677	1:18.647	85	30.317	1:18.112
64	11.883	1:33.367	15	19.187	1:23.673	85	24.468	1:19.942	3	27.500	1:21.115	3	33.020	1:19.992
88	13.817	1:35.301	85	20.690	1:21.699	15	25.539	1:22.516	15	30.551	1:21.450	15	37.264	1:21.185
52	14.006	1:35.490	24	21.372	1:23.436	24	27.799	1:22.591	24	33.228	1:21.867	24	40.491	1:21.735
24	14.280	1:35.764	22	21.860	1:23.226	52	30.695	1:22.502	52	35.431	1:21.174	89	41.945	1:20.673
89	14.805	1:36.289	52	24.357	1:26.695	89	31.691	1:23.008	89	35.744	1:20.491	52	43.151	1:22.192
22	14.978	1:36.462	89	24.847	1:26.386	8	32.598	1:22.825	8	36.977	1:20.817	8	44.226	1:21.721
85	15.335	1:36.819	88	25.668	1:28.195	10	35.184	1:24.828	10	40.803	1:22.057	10	48.380	1:22.049
8	16.718	1:38.202	8	25.937	1:25.563	88	35.569	1:26.065	88	43.278	1:24.147	88	52.092	1:23.286
10	16.924	1:38.408	10	26.520	1:25.940	5	36.878	1:26.121	5	44.370	1:23.930	5	52.859	1:22.961
5	17.873	1:39.357	5	26.921	1:25.392	22	1:13.034	2:07.338 P						

# Porsche Club Championship with Pirelli

## RACE 7 - LAP CHART

LAP 6 @ 16:58:26.968			LAP 7 @ 16:59:40.994			LAP 8 @ 17:00:55.724			LAP 9 @ 17:02:11.020			LAP 10 @ 17:03:27.076		
NO	BEHIND	LAP TIME	NO	BEHIND	LAP TIME	NO	BEHIND	LAP TIME	NO	BEHIND	LAP TIME	NO	BEHIND	LAP TIME
77		1:14.147	77		1:14.026	77		1:14.730	77		1:15.296	77		1:16.056
25	0.833	1:14.499	25	3.306	1:16.499	25	3.902	1:15.326	5	1 Lap	1:22.958	10	1 Lap	1:22.960
2	3.336	1:15.543	2	5.088	1:15.778	2	6.007	1:15.649	25	3.512	1:14.906	25	2.646	1:15.190
11	3.760	1:15.333	11	5.455	1:15.721	11	6.510	1:15.785	88	1 Lap	1:22.835	2	6.584	1:16.558
62	5.679	1:15.626	62	6.771	1:15.118	22	3 Laps	1:25.545	2	6.082	1:15.371	11	7.987	1:17.527
9	6.162	1:15.714	9	7.687	1:15.551	62	7.888	1:15.847	11	6.516	1:15.302	62	10.693	1:18.546
17	7.227	1:15.715	17	8.660	1:15.459	9	8.716	1:15.759	62	8.203	1:15.611	5	1 Lap	1:23.933
4	20.848	1:17.937	4	25.256	1:18.434	17	9.531	1:15.601	9	8.789	1:15.369	9	11.701	1:18.968
44	25.158	1:18.283	44	29.698	1:18.566	4	28.766	1:18.240	17	10.454	1:16.219	17	12.275	1:17.877
74	25.404	1:17.905	74	29.858	1:18.480	74	32.851	1:17.723	22	3 Laps	1:27.727	88	1 Lap	1:25.792
32	25.753	1:17.990	32	30.266	1:18.539	44	33.897	1:18.929	4	31.521	1:18.051	22	3 Laps	1:23.412
70	26.913	1:18.501	70	31.235	1:18.348	32	34.124	1:18.588	74	34.981	1:17.426	4	33.687	1:18.222
69	28.113	1:18.128	69	32.760	1:18.673	70	34.858	1:18.353	32	36.169	1:17.341	74	36.310	1:17.385
85	35.449	1:19.279	64	42.674	1:20.108	69	36.363	1:18.333	70	38.815	1:19.253	32	36.924	1:16.811
64	36.592	1:21.283	3	44.822	1:19.908	64	47.774	1:19.830	69	39.551	1:18.484	70	42.341	1:19.582
3	38.940	1:20.067	85	48.489	1:27.066 P	3	50.075	1:19.983	64	54.693	1:22.215	69	43.273	1:19.778
15	43.473	1:20.356	15	50.709	1:21.262	15	56.265	1:20.286	3	57.078	1:22.299	64	59.865	1:21.228
24	47.471	1:21.127	89	53.553	1:19.971	89	58.182	1:19.359	89	1:03.294	1:20.408	3	1:01.820	1:20.798
89	47.608	1:19.810	24	55.700	1:22.255	24	1:02.677	1:21.707	15	1:03.434	1:22.465	89	1:06.082	1:18.844
8	51.964	1:21.885	8	58.457	1:20.519	8	1:04.240	1:20.513	24	1:08.900	1:21.519	15	1:08.092	1:20.714
52	52.734	1:23.730	52	59.109	1:20.401	52	1:04.925	1:20.546	8	1:09.507	1:20.563	24	1:14.069	1:21.225
10	55.923	1:21.690	10	1:03.725	1:21.828	10	1:10.855	1:21.860	52	1:10.800	1:21.171	8	1:14.282	1:20.831
88	1:01.021	1:23.076	5	1:10.206	1:22.472							52	1:14.630	1:19.886
5	1:01.760	1:23.048	88	1:10.782	1:23.787									
22	2 Laps	3:42.754												

# Porsche Club Championship with Pirelli

## RACE 7 - LAP CHART

LAP 11 @ 17:04:41.852			LAP 12 @ 17:05:57.192			LAP 13 @ 17:07:12.460			LAP 14 @ 17:08:26.923			LAP 15 @ 17:09:41.614		
NO	BEHIND	LAP TIME	NO	BEHIND	LAP TIME	NO	BEHIND	LAP TIME	NO	BEHIND	LAP TIME	NO	BEHIND	LAP TIME
77		1:14.776	77		1:15.340	77		1:15.268	77		1:14.463	77		1:14.691
25	3.532	1:15.662	25	2.945	1:14.753	25	2.351	1:14.674	64	1 Lap	1:19.936	25	2.956	1:15.103
2	9.878	1:18.070	8	1 Lap	1:20.101	89	1 Lap	1:21.978	25	2.544	1:14.656	64	1 Lap	1:20.940
11	10.430	1:17.219	24	1 Lap	1:22.258	15	1 Lap	1:21.668	3	1 Lap	1:20.608	3	1 Lap	1:19.839
10	1 Lap	1:23.954	52	1 Lap	1:22.232	8	1 Lap	1:20.111	89	1 Lap	1:19.544	89	1 Lap	1:19.622
62	11.669	1:15.752	2	10.711	1:16.173	2	11.279	1:15.836	15	1 Lap	1:19.734	2	14.467	1:16.262
9	13.472	1:16.547	11	11.071	1:15.981	24	1 Lap	1:20.357	2	12.896	1:16.080	15	1 Lap	1:19.859
17	14.141	1:16.642	62	11.431	1:15.102	11	12.164	1:16.361	11	14.684	1:16.983	11	15.267	1:15.274
5	1 Lap	1:23.009	9	14.379	1:16.247	52	1 Lap	1:20.858	8	1 Lap	1:20.960	62	17.676	1:16.193
88	1 Lap	1:21.420	17	14.976	1:16.175	62	13.122	1:16.959	62	16.174	1:17.515	9	19.532	1:16.875
22	3 Laps	1:22.955	10	1 Lap	1:22.221	9	14.873	1:15.762	9	17.348	1:16.938	17	20.122	1:16.682
4	36.558	1:17.647	5	1 Lap	1:20.781	17	15.388	1:15.680	24	1 Lap	1:20.549	8	1 Lap	1:20.392
74	38.577	1:17.043	88	1 Lap	1:21.158	10	1 Lap	1:21.777	17	18.131	1:17.206	24	1 Lap	1:20.198
32	39.529	1:17.381	4	39.351	1:18.133	5	1 Lap	1:21.662	52	1 Lap	1:20.906	52	1 Lap	1:19.392
70	46.603	1:19.038	74	41.523	1:18.286	88	1 Lap	1:27.360	10	1 Lap	1:21.896	10	1 Lap	1:21.515
69	47.492	1:18.995	22	3 Laps	1:22.188	4	41.419	1:17.336	5	1 Lap	1:21.940	5	1 Lap	1:21.676
64	1:06.085	1:20.996	32	42.556	1:18.367	74	43.010	1:16.755	4	44.825	1:17.869	4	47.293	1:17.159
3	1:07.436	1:20.392	70	49.860	1:18.597	32	43.614	1:16.326	74	46.604	1:18.057	74	47.915	1:16.002
89	1:12.278	1:20.972	69	51.073	1:18.921	22	3 Laps	1:21.355	32	47.187	1:18.036	32	50.931	1:18.435
15	1:13.132	1:19.816	64	1:10.945	1:20.200	70	53.321	1:18.729	88	1 Lap	1:28.513	22	3 Laps	1:19.401
			3	1:12.681	1:20.585	69	54.038	1:18.233	22	3 Laps	1:19.346	69	1:02.184	1:18.668
									69	58.207	1:18.632	70	1:02.409	1:18.754
									70	58.346	1:19.488	88	1 Lap	1:32.786

# Porsche Club Championship with Pirelli

## RACE 7 - LAP CHART

LAP 16 @ 17:10:56.070			LAP 17 @ 17:12:11.215			LAP 18 @ 17:13:26.322			LAP 19 @ 17:14:41.680			LAP 20 @ 17:15:57.229		
NO	BEHIND	LAP TIME	NO	BEHIND	LAP TIME	NO	BEHIND	LAP TIME	NO	BEHIND	LAP TIME	NO	BEHIND	LAP TIME
77		1:14.456	77		1:15.145	77		1:15.107	77		1:15.358	77		1:15.549
25	3.535	1:15.035	25	3.428	1:15.038	25	3.268	1:14.947	25	2.823	1:14.913	69	1 Lap	1:20.224
64	1 Lap	1:20.362	88	2 Laps	1:36.096	2	18.085	1:16.106	2	18.760	1:16.033	70	1 Lap	1:20.480
3	1 Lap	1:19.876	2	17.086	1:16.047	11	19.521	1:16.070	11	20.160	1:15.997	25	2.780	1:15.506
2	16.184	1:16.173	64	1 Lap	1:20.236	62	22.574	1:16.928	62	23.480	1:16.264	5	2 Laps	1:23.892
11	17.557	1:16.746	11	18.558	1:16.146	9	24.504	1:17.333	9	25.253	1:16.107	2	19.817	1:16.606
62	20.680	1:17.460	3	1 Lap	1:21.089	17	25.110	1:17.429	17	25.797	1:16.045	88	3 Laps	2:12.637
89	1 Lap	1:21.902	62	20.753	1:15.218	64	1 Lap	1:23.289	64	1 Lap	1:19.915	11	20.991	1:16.380
9	21.571	1:16.495	9	22.278	1:15.852	3	1 Lap	1:22.738	3	1 Lap	1:20.061	62	24.066	1:16.135
15	1 Lap	1:21.650	17	22.788	1:15.886	89	1 Lap	1:19.693	89	1 Lap	1:19.493	9	25.576	1:15.872
17	22.047	1:16.381	89	1 Lap	1:20.820	15	1 Lap	1:22.685	8	1 Lap	1:22.247	17	26.277	1:16.029
8	1 Lap	1:19.516	15	1 Lap	1:21.011	8	1 Lap	1:20.258	24	1 Lap	1:22.324	64	1 Lap	1:19.843
24	1 Lap	1:20.004	8	1 Lap	1:19.554	24	1 Lap	1:19.463	15	1 Lap	1:24.442	3	1 Lap	1:19.745
52	1 Lap	1:19.842	24	1 Lap	1:19.014	52	1 Lap	1:19.686	52	1 Lap	1:22.448	89	1 Lap	1:18.856
10	1 Lap	1:21.812	52	1 Lap	1:19.373	88	2 Laps	1:37.551 P	74	56.582	1:16.554	24	1 Lap	1:18.991
74	52.129	1:18.670	10	1 Lap	1:21.261	74	55.386	1:16.900	4	59.783	1:17.432	8	1 Lap	1:20.182
4	52.342	1:19.505	74	53.593	1:16.609	4	57.709	1:17.937	32	59.960	1:17.143	15	1 Lap	1:19.255
32	53.398	1:16.923	4	54.879	1:17.682	32	58.175	1:18.169	10	1 Lap	1:20.954	52	1 Lap	1:19.301
5	1 Lap	1:23.772	32	55.113	1:16.860	10	1 Lap	1:22.318	22	3 Laps	1:17.619	74	57.976	1:16.943
22	3 Laps	1:19.476	5	1 Lap	1:22.244	22	3 Laps	1:18.435				4	1:01.303	1:17.069
69	1:06.095	1:18.367	22	3 Laps	1:17.769	5	1 Lap	1:23.156				32	1:01.885	1:17.474
70	1:06.631	1:18.678	69	1:08.763	1:17.813	69	1:11.419	1:17.763				10	1 Lap	1:20.641
			70	1:09.347	1:17.861	70	1:12.032	1:17.792				22	3 Laps	1:17.504

# Porsche Club Championship with Pirelli

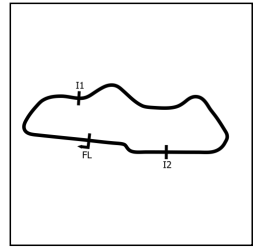
## RACE 7 - POSITION CHART

No	Name	Lap																				
		Pos	1	2	3	4	5	6	7	8	9	10	11	12	13	14	15	16	17	18	19	20
2	MORRIS	1	2	2	2	77	77	77	77	77	77	77	77	77	77	77	77	77	77	77	77	77
77	WOOD	2	11	11	77	25	25	25	25	25	25	25	25	25	25	25	25	25	25	25	25	25
11	CALEY	3	77	77	11	2	2	2	2	2	2	2	2	2	2	2	2	2	2	2	2	2
14	MCALEER	4	25	25	25	11	11	11	11	11	11	11	11	11	11	11	11	11	11	11	11	11
62	DELAGRY	5	17	62	62	62	62	62	62	62	62	62	62	62	62	62	62	62	62	62	62	62
25	MAILER	6	62	9	9	9	9	9	9	9	9	9	9	9	9	9	9	9	9	9	9	9
17	MUGGERIDGE	7	9	17	17	17	17	17	17	17	17	17	17	17	17	17	17	17	17	17	17	17
80	CALEY	8	74	4	4	4	4	4	4	4	4	4	4	4	4	4	4	4	74	74	74	74
9	DYER	9	4	74	44	44	44	44	44	74	74	74	74	74	74	74	74	4	4	4	4	4
12	MCKINALY	10	44	44	74	74	74	74	74	44	32	32	32	32	32	32	32	32	32	32	32	32
4	TOON	11	69	69	70	32	32	32	32	32	70	70	70	70	70	69	69	69	69	69	69	69
44	PORTER	12	70	70	32	70	70	70	70	70	69	69	69	69	69	70	70	70	70	70	70	70
69	CHATHAM	13	32	32	69	69	69	69	69	69	64	64	64	64	64	64	64	64	64	64	64	64
74	BYRAN	14	3	64	64	64	64	85	64	64	3	3	3	3	3	3	3	3	3	3	3	3
22	EVANS	15	15	3	3	85	85	64	3	3	89	89	89	89	89	89	89	89	89	89	89	89
52	LABBETT	16	64	15	85	3	3	3	85	15	15	15	15	15	15	15	15	15	15	8	24	
70	ARCHER	17	88	85	15	15	15	15	15	89	24	24	8	8	8	8	8	8	8	24	8	8
3	MORRIS	18	52	24	24	24	24	24	89	24	8	8	24	24	24	24	24	24	24	15	15	15
64	BLACKER	19	24	22	52	52	89	89	24	8	52	52	52	52	52	52	52	52	52	52	52	52
15	KHAN	20	89	52	89	89	52	8	8	52	10	10	10	10	10	10	10	10	10	10	10	10
24	HAZELTON	21	22	89	8	8	8	52	52	10	5	5	5	5	5	5	5	5	5	5	5	5
8	RICE	22	85	88	10	10	10	10	10	5	88	88	88	88	88	88	88	88	88	88	88	88
5	RICHARDSON	23	8	8	88	88	88	88	5	88	22	22	22	22	22	22	22	22	22	22	22	22
88	SIMPSON	24	10	10	5	5	5	5	88	22												
89	ROWLANDS	25	5	5	22	22	22	22	22													
10	MORRIS	26																				
32	HAYES	27																				
85	BAYSTON	28																				



# Porsche Club Championship with Pirelli

## RACE 7 - SECTOR ANALYSIS



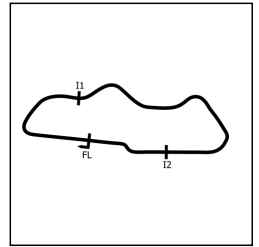
SECTOR 1 = FL to I1, SECTOR 2 = I1 to I2, SECTOR 3 = I2 to FL, DIFF = Difference To Personal Best Lap, P = Crossed Finish Line in Pit Lane, D = Time Disallowed

P1 77 1 Steve WOOD		Porsche 996					
IDEAL LAP TIME : 1:13.918		BEST LAP TIME : 1:14.026		DIFFERENCE : 0.108			
LAP	SECTOR 1	SECTOR 2	SECTOR 3	LAP TIME	MPH	DIFF	TIME OF DAY
1 -		41.767	13.783	1:22.807	86.03	8.781	16:52:10.726
2 -	21.838	40.771	13.585	1:16.194	93.50	2.168	16:53:26.920
3 -	21.609	40.035	13.525	1:15.169	94.78	1.143	16:54:42.089
4 -	21.802	41.245	13.213	1:16.260	93.42	2.234	16:55:58.349
5 -	21.441	40.022	13.009	1:14.472	95.66	0.446	16:57:12.821
6 -	21.534	39.631	12.982	1:14.147 (2)	96.08	0.121	16:58:26.968
7 -	21.391	<b>39.548</b>	13.087	<b>1:14.026 (1)</b>	<b>96.24</b>		<b>16:59:40.994</b>
8 -	21.582	40.115	13.033	1:14.730	95.33	0.704	17:00:55.724
9 -	21.438	40.603	13.255	1:15.296	94.62	1.270	17:02:11.020
10 -	21.504	41.134	13.418	1:16.056	93.67	2.030	17:03:27.076
11 -	21.475	40.117	13.184	1:14.776	95.27	0.750	17:04:41.852
12 -	21.890	40.117	13.333	1:15.340	94.56	1.314	17:05:57.192
13 -	<b>21.390</b>	40.737	13.141	1:15.268	94.65	1.242	17:07:12.460
14 -	21.464	39.815	13.184	1:14.463	95.68	0.437	17:08:26.923
15 -	21.560	40.013	13.118	1:14.691	95.38	0.665	17:09:41.614
16 -	21.452	39.922	13.082	1:14.456 (3)	95.68	0.430	17:10:56.070
17 -	21.693	40.378	13.074	1:15.145	94.81	1.119	17:12:11.215
18 -	21.724	40.403	<b>12.980</b>	1:15.107	94.85	1.081	17:13:26.322
19 -	21.755	40.315	13.288	1:15.358	94.54	1.332	17:14:41.680
20 -	21.677	40.589	13.283	1:15.549	94.30	1.523	17:15:57.229

P2 25 1 Harry MAILER		Porsche Cayman					
IDEAL LAP TIME : 1:14.028		BEST LAP TIME : 1:14.413		DIFFERENCE : 0.385			
LAP	SECTOR 1	SECTOR 2	SECTOR 3	LAP TIME	MPH	DIFF	TIME OF DAY
1 -		40.657	13.760	1:22.976	85.86	8.563	16:52:10.895
2 -	21.906	40.657	13.628	1:16.191	93.51	1.778	16:53:27.086
3 -	21.975	40.809	13.285	1:16.069	93.66	1.656	16:54:43.155
4 -	21.495	40.664	13.575	1:15.734	94.07	1.321	16:55:58.889
5 -	21.645	<b>39.738</b>	13.030	<b>1:14.413 (1)</b>	<b>95.74</b>		<b>16:57:13.302</b>
6 -		40.657	13.113	1:14.499 (2)	95.63	0.086	16:58:27.801
7 -	21.476	40.387	14.636	1:16.499	93.13	2.086	16:59:44.300
8 -	21.910	40.268	13.148	1:15.326	94.58	0.913	17:00:59.626
9 -	21.655	40.041	13.210	1:14.906	95.11	0.493	17:02:14.532
10 -	21.632	40.298	13.260	1:15.190	94.75	0.777	17:03:29.722
11 -	21.418	41.115	13.129	1:15.662	94.16	1.249	17:04:45.384
12 -	21.466	40.295	<b>12.992</b>	1:14.753	95.30	0.340	17:06:00.137
13 -	<b>21.298</b>	40.203	13.173	1:14.674	95.40	0.261	17:07:14.811
14 -	21.479	40.025	13.152	1:14.656 (3)	95.43	0.243	17:08:29.467
15 -	21.711	40.238	13.154	1:15.103	94.86	0.690	17:09:44.570
16 -	21.456	40.491	13.088	1:15.035	94.95	0.622	17:10:59.605
17 -	21.476	40.399	13.163	1:15.038	94.94	0.625	17:12:14.643
18 -	21.618	40.132	13.197	1:14.947	95.06	0.534	17:13:29.590
19 -	21.542	40.212	13.159	1:14.913	95.10	0.500	17:14:44.503
20 -	21.681	40.229	13.596	1:15.506	94.35	1.093	17:16:00.009

# Porsche Club Championship with Pirelli

## RACE 7 - SECTOR ANALYSIS



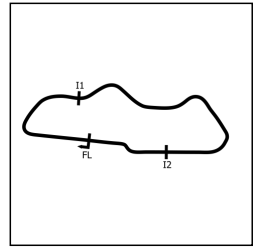
SECTOR 1 = FL to I1, SECTOR 2 = I1 to I2, SECTOR 3 = I2 to FL, DIFF = Difference To Personal Best Lap, P = Crossed Finish Line in Pit Lane, D = Time Disallowed

<b>P3</b>		<b>2 1</b>		<b>Peter MORRIS</b>		<b>Porsche 997</b>	
IDEAL LAP TIME : 1:14.919		BEST LAP TIME : 1:15.371		DIFFERENCE : 0.452			
LAP	SECTOR 1	SECTOR 2	SECTOR 3	LAP TIME	MPH	DIFF	TIME OF DAY
1 -		41.331	13.700	1:21.484	87.43	6.113	16:52:09.403
2 -	21.930	40.683	13.731	1:16.344	93.32	0.973	16:53:25.747
3 -	21.811	40.660	13.693	1:16.164	93.54	0.793	16:54:41.911
4 -	21.800	41.574	13.992	1:17.366	92.09	1.995	16:55:59.277
5 -	21.755	<b>40.166</b>	13.563	1:15.484 (2)	94.38	0.113	16:57:14.761
6 -	21.558	40.355	13.630	1:15.543 (3)	94.31	0.172	16:58:30.304
7 -	21.551	40.587	13.640	1:15.778	94.01	0.407	16:59:46.082
8 -	<b>21.474</b>	40.599	13.576	1:15.649	94.18	0.278	17:01:01.731
9 -	21.607	40.358	13.406	<b>1:15.371 (1)</b>	<b>94.52</b>		<b>17:02:17.102</b>
10 -	21.638	41.409	13.511	1:16.558	93.06	1.187	17:03:33.660
11 -	21.518	42.704	13.848	1:18.070	91.25	2.699	17:04:51.730
12 -	21.638	40.978	13.557	1:16.173	93.53	0.802	17:06:07.903
13 -	21.516	40.726	13.594	1:15.836	93.94	0.465	17:07:23.739
14 -	21.646	41.155	<b>13.279</b>	1:16.080	93.64	0.709	17:08:39.819
15 -	21.647	41.028	13.587	1:16.262	93.42	0.891	17:09:56.081
16 -	21.838	40.803	13.532	1:16.173	93.53	0.802	17:11:12.254
17 -	21.539	40.962	13.546	1:16.047	93.68	0.676	17:12:28.301
18 -	21.676	40.978	13.452	1:16.106	93.61	0.735	17:13:44.407
19 -	21.689	40.857	13.487	1:16.033	93.70	0.662	17:15:00.440
20 -	21.717	41.200	13.689	1:16.606	93.00	1.235	17:16:17.046

<b>P4</b>		<b>11 1</b>		<b>James CALEY</b>		<b>Porsche 997</b>	
IDEAL LAP TIME : 1:14.983		BEST LAP TIME : 1:15.274		DIFFERENCE : 0.291			
LAP	SECTOR 1	SECTOR 2	SECTOR 3	LAP TIME	MPH	DIFF	TIME OF DAY
1 -		41.920	13.656	1:22.487	86.37	7.213	16:52:10.406
2 -	21.845	40.931	13.560	1:16.336	93.33	1.062	16:53:26.742
3 -	22.182	40.649	13.363	1:16.194	93.50	0.920	16:54:42.936
4 -	<b>21.462</b>	41.275	13.926	1:16.663	92.93	1.389	16:55:59.599
5 -	21.918	40.545	13.333	1:15.796	93.99	0.522	16:57:15.395
6 -	21.572	<b>40.272</b>	13.489	1:15.333 (3)	94.57	0.059	16:58:30.728
7 -	21.671	40.526	13.524	1:15.721	94.09	0.447	16:59:46.449
8 -	21.619	40.485	13.681	1:15.785	94.01	0.511	17:01:02.234
9 -	21.690	40.363	<b>13.249</b>	1:15.302 (2)	94.61	0.028	17:02:17.536
10 -	21.762	42.409	13.356	1:17.527	91.89	2.253	17:03:35.063
11 -	21.806	41.246	14.167	1:17.219	92.26	1.945	17:04:52.282
12 -	21.765	40.832	13.384	1:15.981	93.76	0.707	17:06:08.263
13 -	21.740	40.869	13.752	1:16.361	93.30	1.087	17:07:24.624
14 -	22.228	41.245	13.510	1:16.983	92.54	1.709	17:08:41.607
15 -	21.558	40.368	13.348	<b>1:15.274 (1)</b>	<b>94.64</b>		<b>17:09:56.881</b>
16 -	22.309	40.988	13.449	1:16.746	92.83	1.472	17:11:13.627
17 -	21.728	40.974	13.444	1:16.146	93.56	0.872	17:12:29.773
18 -	21.986	40.617	13.467	1:16.070	93.65	0.796	17:13:45.843
19 -	21.738	40.728	13.531	1:15.997	93.74	0.723	17:15:01.840
20 -	21.842	40.853	13.685	1:16.380	93.27	1.106	17:16:18.220

# Porsche Club Championship with Pirelli

## RACE 7 - SECTOR ANALYSIS



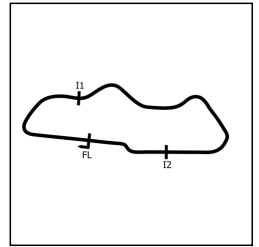
SECTOR 1 = FL to I1, SECTOR 2 = I1 to I2, SECTOR 3 = I2 to FL, DIFF = Difference To Personal Best Lap, P = Crossed Finish Line in Pit Lane, D = Time Disallowed

P5 62 1		Neil DELAGRY		Porsche 997			
IDEAL LAP TIME : 1:14.851		BEST LAP TIME : 1:15.102		DIFFERENCE : 0.251			
LAP	SECTOR 1	SECTOR 2	SECTOR 3	LAP TIME	MPH	DIFF	TIME OF DAY
1 -		41.912	14.223	1:24.141	84.67	9.039	16:52:12.060
2 -	23.113	40.852	13.595	1:17.560	91.85	2.458	16:53:29.620
3 -	22.114	40.293	13.535	1:15.942	93.81	0.840	16:54:45.562
4 -	21.853	40.531	13.551	1:15.935	93.82	0.833	16:56:01.497
5 -	21.688	40.398	13.438	1:15.524	94.33	0.422	16:57:17.021
6 -	21.757	40.537	13.332	1:15.626	94.20	0.524	16:58:32.647
7 -	<b>21.602</b>	40.142	13.374	1:15.118 (2)	94.84	0.016	16:59:47.765
8 -	22.155	40.271	13.421	1:15.847	93.93	0.745	17:01:03.612
9 -	21.827	<b>40.037</b>	13.747	1:15.611	94.22	0.509	17:02:19.223
10 -	<b>21.602</b>	42.284	14.660	1:18.546	90.70	3.444	17:03:37.769
11 -	21.963	40.383	13.406	1:15.752	94.05	0.650	17:04:53.521
12 -	21.619	40.183	13.300	<b>1:15.102 (1)</b>	<b>94.86</b>		<b>17:06:08.623</b>
13 -	21.791	40.844	14.324	1:16.959	92.57	1.857	17:07:25.582
14 -	22.426	41.852	13.237	1:17.515	91.91	2.413	17:08:43.097
15 -	21.672	41.069	13.452	1:16.193	93.50	1.091	17:09:59.290
16 -	21.606	41.302	14.552	1:17.460	91.97	2.358	17:11:16.750
17 -	21.802	40.204	<b>13.212</b>	1:15.218 (3)	94.71	0.116	17:12:31.968
18 -	22.324	41.177	13.427	1:16.928	92.61	1.826	17:13:48.896
19 -	21.793	41.122	13.349	1:16.264	93.42	1.162	17:15:05.160
20 -	22.129	40.755	13.251	1:16.135	93.57	1.033	17:16:21.295

P6 9 1		Chris DYER		Porsche Cayman			
IDEAL LAP TIME : 1:15.276		BEST LAP TIME : 1:15.369		DIFFERENCE : 0.093			
LAP	SECTOR 1	SECTOR 2	SECTOR 3	LAP TIME	MPH	DIFF	TIME OF DAY
1 -		42.408	13.808	1:24.543	84.27	9.174	16:52:12.462
2 -	22.976	40.954	13.489	1:17.419	92.02	2.050	16:53:29.881
3 -	22.112	40.578	13.290	1:15.980	93.76	0.611	16:54:45.861
4 -	21.862	40.552	13.481	1:15.895	93.87	0.526	16:56:01.756
5 -	21.744	40.560	13.356	1:15.660 (3)	94.16	0.291	16:57:17.416
6 -	21.810	40.507	13.397	1:15.714	94.09	0.345	16:58:33.130
7 -	21.745	40.468	13.338	1:15.551 (2)	94.30	0.182	16:59:48.681
8 -	21.845	40.488	13.426	1:15.759	94.04	0.390	17:01:04.440
9 -	21.760	<b>40.403</b>	13.206	<b>1:15.369 (1)</b>	<b>94.53</b>		<b>17:02:19.809</b>
10 -	21.754	41.644	15.570	1:18.968	90.22	3.599	17:03:38.777
11 -	22.417	40.821	13.309	1:16.547	93.07	1.178	17:04:55.324
12 -	21.780	41.185	13.282	1:16.247	93.44	0.878	17:06:11.571
13 -	<b>21.669</b>	40.757	13.336	1:15.762	94.03	0.393	17:07:27.333
14 -	21.821	41.316	13.801	1:16.938	92.60	1.569	17:08:44.271
15 -	22.034	41.441	13.400	1:16.875	92.67	1.506	17:10:01.146
16 -	21.873	40.923	13.699	1:16.495	93.13	1.126	17:11:17.641
17 -	21.942	40.588	13.322	1:15.852	93.92	0.483	17:12:33.493
18 -	22.043	41.888	13.402	1:17.333	92.12	1.964	17:13:50.826
19 -	21.756	41.147	<b>13.204</b>	1:16.107	93.61	0.738	17:15:06.933
20 -	21.754	40.660	13.458	1:15.872	93.90	0.503	17:16:22.805

# Porsche Club Championship with Pirelli

## RACE 7 - SECTOR ANALYSIS



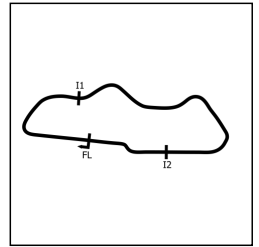
SECTOR 1 = FL to I1, SECTOR 2 = I1 to I2, SECTOR 3 = I2 to FL, DIFF = Difference To Personal Best Lap, P = Crossed Finish Line in Pit Lane, D = Time Disallowed

<b>P7 17 1</b>		<b>Andrew MUGGERIDGE</b>		Porsche 996			
IDEAL LAP TIME : 1:15.244		BEST LAP TIME : 1:15.459		DIFFERENCE : 0.215			
LAP	SECTOR 1	SECTOR 2	SECTOR 3	LAP TIME	MPH	DIFF	TIME OF DAY
1 -		42.180	14.193	1:23.956	84.86	8.497	16:52:11.875
2 -	23.776	41.235	13.501	1:18.512	90.74	3.053	16:53:30.387
3 -	22.198	40.544	13.429	1:16.171	93.53	0.712	16:54:46.558
4 -	22.221	40.457	13.404	1:16.082	93.64	0.623	16:56:02.640
5 -	21.988	40.489	13.363	1:15.840	93.94	0.381	16:57:18.480
6 -	21.936	40.305	13.474	1:15.715	94.09	0.256	16:58:34.195
<b>7 -</b>	<b>21.864</b>	<b>40.162</b>	13.433	<b>1:15.459 (1)</b>	<b>94.41</b>		<b>16:59:49.654</b>
8 -	21.869	40.267	13.465	1:15.601 (2)	94.24	0.142	17:01:05.255
9 -	21.974	40.698	13.547	1:16.219	93.47	0.760	17:02:21.474
10 -	21.877	42.272	13.728	1:17.877	91.48	2.418	17:03:39.351
11 -	22.340	40.907	13.395	1:16.642	92.96	1.183	17:04:55.993
12 -	21.838	41.057	<b>13.280</b>	1:16.175	93.52	0.716	17:06:12.168
13 -	21.825	40.386	13.469	1:15.680 (3)	94.14	0.221	17:07:27.848
14 -	21.966	41.669	13.571	1:17.206	92.28	1.747	17:08:45.054
15 -	22.319	41.013	13.350	1:16.682	92.91	1.223	17:10:01.736
16 -	<b>21.802</b>	40.987	13.592	1:16.381	93.27	0.922	17:11:18.117
17 -	22.102	40.390	13.394	1:15.886	93.88	0.427	17:12:34.003
18 -	21.968	41.667	13.794	1:17.429	92.01	1.970	17:13:51.432
19 -	21.886	40.651	13.508	1:16.045	93.68	0.586	17:15:07.477
20 -	21.900	40.270	13.859	1:16.029	93.70	0.570	17:16:23.506

<b>P8 74 1</b>		<b>Jim BYRAN</b>		Porsche 996			
IDEAL LAP TIME : 1:16.002		BEST LAP TIME : 1:16.002		DIFFERENCE : 0.000			
LAP	SECTOR 1	SECTOR 2	SECTOR 3	LAP TIME	MPH	DIFF	TIME OF DAY
1 -		43.685	14.418	1:27.272	81.63	11.270	16:52:15.191
2 -	23.051	42.907	14.577	1:20.535	88.46	4.533	16:53:35.726
3 -	23.010	42.710	15.999	1:21.719	87.18	5.717	16:54:57.445
4 -	22.540	42.130	13.981	1:18.651	90.58	2.649	16:56:16.096
5 -	22.551	41.912	13.908	1:18.371	90.90	2.369	16:57:34.467
6 -	22.537	41.665	13.703	1:17.905	91.45	1.903	16:58:52.372
7 -	22.663	41.765	14.052	1:18.480	90.78	2.478	17:00:10.852
8 -	22.241	41.556	13.926	1:17.723	91.66	1.721	17:01:28.575
9 -	22.438	41.207	13.781	1:17.426	92.01	1.424	17:02:46.001
10 -	22.369	41.099	13.917	1:17.385	92.06	1.383	17:04:03.386
11 -	22.111	41.238	13.694	1:17.043	92.47	1.041	17:05:20.429
12 -	22.004	42.546	13.736	1:18.286	91.00	2.284	17:06:38.715
13 -	22.145	40.967	13.643	1:16.755	92.82	0.753	17:07:55.470
14 -	22.001	42.380	13.676	1:18.057	91.27	2.055	17:09:13.527
<b>15 -</b>	<b>21.889</b>	<b>40.654</b>	<b>13.459</b>	<b>1:16.002 (1)</b>	<b>93.74</b>		<b>17:10:29.529</b>
16 -	22.069	41.622	14.979	1:18.670	90.56	2.668	17:11:48.199
17 -	22.152	40.820	13.637	1:16.609 (3)	93.00	0.607	17:13:04.808
18 -	22.191	40.984	13.725	1:16.900	92.64	0.898	17:14:21.708
19 -	22.053	40.866	13.635	1:16.554 (2)	93.06	0.552	17:15:38.262
20 -	22.104	40.982	13.857	1:16.943	92.59	0.941	17:16:55.205

# Porsche Club Championship with Pirelli

## RACE 7 - SECTOR ANALYSIS



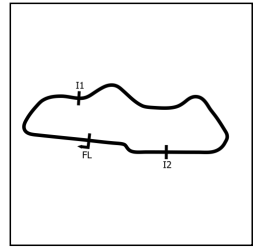
SECTOR 1 = FL to I1, SECTOR 2 = I1 to I2, SECTOR 3 = I2 to FL, DIFF = Difference To Personal Best Lap, P = Crossed Finish Line in Pit Lane, D = Time Disallowed

P9		4 1		Andy TOON		Porsche Cayman	
IDEAL LAP TIME : 1:16.900		BEST LAP TIME : 1:17.069		DIFFERENCE : 0.169			
LAP	SECTOR 1	SECTOR 2	SECTOR 3	LAP TIME	MPH	DIFF	TIME OF DAY
1 -		43.783	14.309	1:27.576	81.35	10.507	16:52:15.495
2 -	23.004	42.660	14.111	1:19.775	89.30	2.706	16:53:35.270
3 -	22.817	41.860	13.948	1:18.625	90.61	1.556	16:54:53.895
4 -	22.519	41.697	13.942	1:18.158	91.15	1.089	16:56:12.053
5 -	22.403	41.557	13.866	1:17.826	91.54	0.757	16:57:29.879
6 -	22.495	41.625	13.817	1:17.937	91.41	0.868	16:58:47.816
7 -	22.847	41.689	13.898	1:18.434	90.83	1.365	17:00:06.250
8 -	22.530	41.814	13.896	1:18.240	91.06	1.171	17:01:24.490
9 -	22.670	41.539	13.842	1:18.051	91.28	0.982	17:02:42.541
10 -	22.421	41.954	13.847	1:18.222	91.08	1.153	17:04:00.763
11 -	22.445	41.566	13.636	1:17.647	91.75	0.578	17:05:18.410
12 -	22.434	42.084	13.615	1:18.133	91.18	1.064	17:06:36.543
13 -	<b>22.297</b>	41.446	13.593	1:17.336 (3)	92.12	0.267	17:07:53.879
14 -	22.407	41.667	13.795	1:17.869	91.49	0.800	17:09:11.748
15 -	22.409	<b>41.098</b>	13.652	1:17.159 (2)	92.33	0.090	17:10:28.907
16 -	22.440	41.801	15.264	1:19.505	89.61	2.436	17:11:48.412
17 -	22.489	41.539	13.654	1:17.682	91.71	0.613	17:13:06.094
18 -	22.468	41.964	<b>13.505</b>	1:17.937	91.41	0.868	17:14:24.031
19 -	<b>22.297</b>	41.253	13.882	1:17.432	92.01	0.363	17:15:41.463
20 -	22.355	41.187	13.527	<b>1:17.069 (1)</b>	<b>92.44</b>		<b>17:16:58.532</b>

P10		32 1		Ed HAYES		Porsche Cayman	
IDEAL LAP TIME : 1:16.174		BEST LAP TIME : 1:16.326		DIFFERENCE : 0.152			
LAP	SECTOR 1	SECTOR 2	SECTOR 3	LAP TIME	MPH	DIFF	TIME OF DAY
1 -		44.886	14.655	1:31.605	77.77	15.279	16:52:19.524
2 -	22.960	42.062	14.012	1:19.034	90.14	2.708	16:53:38.558
3 -	22.556	41.935	14.760	1:19.251	89.89	2.925	16:54:57.809
4 -	22.774	41.810	14.101	1:18.685	90.54	2.359	16:56:16.494
5 -	22.463	41.866	13.908	1:18.237	91.06	1.911	16:57:34.731
6 -	22.470	42.009	13.511	1:17.990	91.35	1.664	16:58:52.721
7 -	22.599	42.012	13.928	1:18.539	90.71	2.213	17:00:11.260
8 -	22.796	41.745	14.047	1:18.588	90.65	2.262	17:01:29.848
9 -	22.438	41.351	13.552	1:17.341	92.11	1.015	17:02:47.189
10 -	22.110	41.205	13.496	1:16.811 (2)	92.75	0.485	17:04:04.000
11 -	21.990	41.768	13.623	1:17.381	92.07	1.055	17:05:21.381
12 -	21.984	42.652	13.731	1:18.367	90.91	2.041	17:06:39.748
13 -	22.062	<b>40.860</b>	<b>13.404</b>	<b>1:16.326 (1)</b>	<b>93.34</b>		<b>17:07:56.074</b>
14 -	22.022	42.356	13.658	1:18.036	91.29	1.710	17:09:14.110
15 -	<b>21.910</b>	41.551	14.974	1:18.435	90.83	2.109	17:10:32.545
16 -	22.083	41.371	13.469	1:16.923	92.62	0.597	17:11:49.468
17 -	21.924	41.191	13.745	1:16.860 (3)	92.69	0.534	17:13:06.328
18 -	22.442	42.255	13.472	1:18.169	91.14	1.843	17:14:24.497
19 -	22.182	41.158	13.803	1:17.143	92.35	0.817	17:15:41.640
20 -	22.449	41.213	13.812	1:17.474	91.96	1.148	17:16:59.114

# Porsche Club Championship with Pirelli

## RACE 7 - SECTOR ANALYSIS



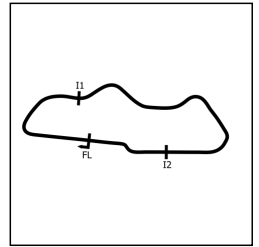
SECTOR 1 = FL to I1, SECTOR 2 = I1 to I2, SECTOR 3 = I2 to FL, DIFF = Difference To Personal Best Lap, P = Crossed Finish Line in Pit Lane, D = Time Disallowed

P11 69 2		Oliver CHATHAM		Porsche Boxster S			
IDEAL LAP TIME : 1:17.575		BEST LAP TIME : 1:17.763		DIFFERENCE : 0.188			
LAP	SECTOR 1	SECTOR 2	SECTOR 3	LAP TIME	MPH	DIFF	TIME OF DAY
1 -		44.236	14.457	1:28.634	80.38	10.871	16:52:16.553
2 -	22.926	42.464	14.465	1:19.855	89.21	2.092	16:53:36.408
3 -	23.095	42.995	15.437	1:21.527	87.38	3.764	16:54:57.935
4 -	23.638	42.241	14.313	1:20.192	88.84	2.429	16:56:18.127
5 -	22.828	41.762	14.236	1:18.826	90.38	1.063	16:57:36.953
6 -	22.665	41.562	13.901	1:18.128 (3)	91.19	0.365	16:58:55.081
7 -	22.807	41.872	13.994	1:18.673	90.56	0.910	17:00:13.754
8 -	22.581	41.647	14.105	1:18.333	90.95	0.570	17:01:32.087
9 -	22.754	41.656	14.074	1:18.484	90.77	0.721	17:02:50.571
10 -	22.739	42.703	14.336	1:19.778	89.30	2.015	17:04:10.349
11 -	22.619	42.383	13.993	1:18.995	90.19	1.232	17:05:29.344
12 -	22.662	42.046	14.213	1:18.921	90.27	1.158	17:06:48.265
13 -	22.688	41.769	13.776	1:18.233	91.06	0.470	17:08:06.498
14 -	<b>22.535</b>	41.650	14.447	1:18.632	90.60	0.869	17:09:25.130
15 -	22.740	41.615	14.313	1:18.668	90.56	0.905	17:10:43.798
16 -	22.977	41.640	<b>13.750</b>	1:18.367	90.91	0.604	17:12:02.165
17 -	22.578	41.346	13.889	1:17.813 (2)	91.56	0.050	17:13:19.978
<b>18 -</b>	22.553	<b>41.290</b>	13.920	<b>1:17.763 (1)</b>	<b>91.61</b>		<b>17:14:37.741</b>
19 -	22.938	43.344	13.942	1:20.224	88.80	2.461	17:15:57.965

P12 70 2		Angus ARCHER		Porsche Boxster S			
IDEAL LAP TIME : 1:17.595		BEST LAP TIME : 1:17.792		DIFFERENCE : 0.197			
LAP	SECTOR 1	SECTOR 2	SECTOR 3	LAP TIME	MPH	DIFF	TIME OF DAY
1 -		44.396	14.418	1:29.494	79.60	11.702	16:52:17.413
2 -	23.082	42.140	14.116	1:19.338	89.80	1.546	16:53:36.751
3 -	23.223	42.603	15.019	1:20.845	88.12	3.053	16:54:57.596
4 -	23.611	41.762	13.954	1:19.327	89.81	1.535	16:56:16.923
5 -	22.737	41.828	13.892	1:18.457	90.80	0.665	16:57:35.380
6 -	22.698	41.817	13.986	1:18.501	90.75	0.709	16:58:53.881
7 -	22.690	41.768	13.890	1:18.348 (3)	90.93	0.556	17:00:12.229
8 -	22.725	41.648	13.980	1:18.353	90.93	0.561	17:01:30.582
9 -	22.893	42.500	13.860	1:19.253	89.89	1.461	17:02:49.835
10 -	22.608	42.807	14.167	1:19.582	89.52	1.790	17:04:09.417
11 -	22.733	42.266	14.039	1:19.038	90.14	1.246	17:05:28.455
12 -	22.640	41.997	13.960	1:18.597	90.64	0.805	17:06:47.052
13 -	22.693	42.088	13.948	1:18.729	90.49	0.937	17:08:05.781
14 -	22.609	42.348	14.531	1:19.488	89.63	1.696	17:09:25.269
15 -	23.130	41.839	13.785	1:18.754	90.46	0.962	17:10:44.023
16 -	23.200	41.768	<b>13.710</b>	1:18.678	90.55	0.886	17:12:02.701
17 -	<b>22.547</b>	41.525	13.789	1:17.861 (2)	91.50	0.069	17:13:20.562
<b>18 -</b>	22.598	<b>41.338</b>	13.856	<b>1:17.792 (1)</b>	<b>91.58</b>		<b>17:14:38.354</b>
19 -	22.842	43.758	13.880	1:20.480	88.52	2.688	17:15:58.834

# Porsche Club Championship with Pirelli

## RACE 7 - SECTOR ANALYSIS



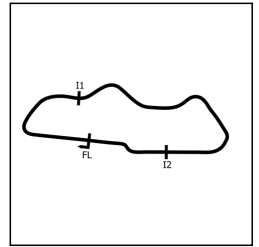
SECTOR 1 = FL to I1, SECTOR 2 = I1 to I2, SECTOR 3 = I2 to FL, DIFF = Difference To Personal Best Lap, P = Crossed Finish Line in Pit Lane, D = Time Disallowed

<b>P13 64 1</b>		<b>Vince BLACKER</b>		<b>Porsche Cayman</b>			
IDEAL LAP TIME : 1:18.696		BEST LAP TIME : 1:19.219		DIFFERENCE : 0.523			
LAP	SECTOR 1	SECTOR 2	SECTOR 3	LAP TIME	MPH	DIFF	TIME OF DAY
1 -		46.446	15.320	1:33.367	76.30	14.148	16:52:21.286
2 -	23.725	42.604	14.597	1:20.926	88.03	1.707	16:53:42.212
3 -	23.163	42.891	14.423	1:20.477	88.53	1.258	16:55:02.689
4 -	23.161	42.842	14.366	1:20.369	88.64	1.150	16:56:23.058
<b>5 -</b>	<b>23.112</b>	<b>42.058</b>	14.049	<b>1:19.219 (1)</b>	<b>89.93</b>		<b>16:57:42.277</b>
6 -	22.929	44.135	14.219	1:21.283	87.65	2.064	16:59:03.560
7 -	22.764	42.993	14.351	1:20.108	88.93	0.889	17:00:23.668
8 -	23.062	42.429	14.339	1:19.830 (2)	89.24	0.611	17:01:43.498
9 -	22.919	44.999	14.297	1:22.215	86.65	2.996	17:03:05.713
10 -	23.031	43.878	14.319	1:21.228	87.71	2.009	17:04:26.941
11 -	22.983	43.479	14.534	1:20.996	87.96	1.777	17:05:47.937
12 -	23.285	42.648	14.267	1:20.200	88.83	0.981	17:07:08.137
13 -	22.838	42.703	14.395	1:19.936	89.12	0.717	17:08:28.073
14 -	23.857	42.806	14.277	1:20.940	88.02	1.721	17:09:49.013
15 -	23.308	42.933	14.121	1:20.362	88.65	1.143	17:11:09.375
16 -	<b>22.691</b>	42.940	14.605	1:20.236	88.79	1.017	17:12:29.611
17 -	23.873	45.311	14.105	1:23.289	85.54	4.070	17:13:52.900
18 -	23.066	42.647	14.202	1:19.915	89.15	0.696	17:15:12.815
19 -	23.045	42.851	<b>13.947</b>	1:19.843 (3)	89.23	0.624	17:16:32.658

<b>P14 3 2</b>		<b>Ross MORRIS</b>		<b>Porsche Boxster S</b>			
IDEAL LAP TIME : 1:19.394		BEST LAP TIME : 1:19.745		DIFFERENCE : 0.351			
LAP	SECTOR 1	SECTOR 2	SECTOR 3	LAP TIME	MPH	DIFF	TIME OF DAY
1 -		45.147	16.273	1:33.126	76.50	13.381	16:52:21.045
2 -	24.648	43.240	14.784	1:22.672	86.17	2.927	16:53:43.717
3 -	23.480	42.971	14.566	1:21.017	87.94	1.272	16:55:04.734
4 -	23.217	43.109	14.789	1:21.115	87.83	1.370	16:56:25.849
5 -	22.913	42.608	14.471	1:19.992	89.06	0.247	16:57:45.841
6 -	23.040	42.457	14.570	1:20.067	88.98	0.322	16:59:05.908
7 -	22.968	42.605	14.335	1:19.908	89.16	0.163	17:00:25.816
8 -	23.266	42.254	14.463	1:19.983	89.07	0.238	17:01:45.799
9 -	23.104	44.455	14.740	1:22.299	86.57	2.554	17:03:08.098
10 -	23.521	42.851	14.426	1:20.798	88.17	1.053	17:04:28.896
11 -	23.123	42.579	14.690	1:20.392	88.62	0.647	17:05:49.288
12 -	23.112	42.969	14.504	1:20.585	88.41	0.840	17:07:09.873
13 -	23.108	42.677	14.823	1:20.608	88.38	0.863	17:08:30.481
14 -	<b>22.876</b>	42.579	14.384	1:19.839 (2)	89.23	0.094	17:09:50.320
15 -	23.137	42.467	<b>14.272</b>	1:19.876 (3)	89.19	0.131	17:11:10.196
16 -	24.218	<b>42.246</b>	14.625	1:21.089	87.86	1.344	17:12:31.285
17 -	23.797	44.445	14.496	1:22.738	86.11	2.993	17:13:54.023
18 -	23.080	42.520	14.461	1:20.061	88.99	0.316	17:15:14.084
<b>19 -</b>	<b>23.066</b>	42.390	14.289	<b>1:19.745 (1)</b>	<b>89.34</b>		<b>17:16:33.829</b>

# Porsche Club Championship with Pirelli

## RACE 7 - SECTOR ANALYSIS



SECTOR 1 = FL to I1, SECTOR 2 = I1 to I2, SECTOR 3 = I2 to FL, DIFF = Difference To Personal Best Lap, P = Crossed Finish Line in Pit Lane, D = Time Disallowed

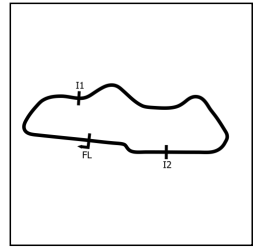
<b>P15 89 1</b>		<b>Adrian ROWLANDS</b>		<b>Porsche Cayman</b>			
IDEAL LAP TIME : 1:18.471		BEST LAP TIME : 1:18.844		DIFFERENCE : 0.373			
LAP	SECTOR 1	SECTOR 2	SECTOR 3	LAP TIME	MPH	DIFF	TIME OF DAY
1 -		47.457	15.687	1:36.289	73.99	17.445	16:52:24.208
2 -	25.500	45.867	15.019	1:26.386	82.47	7.542	16:53:50.594
3 -	24.160	44.455	14.393	1:23.008	85.83	4.164	16:55:13.602
4 -	22.883	43.387	14.221	1:20.491	88.51	1.647	16:56:34.093
5 -	23.582	42.964	14.127	1:20.673	88.31	1.829	16:57:54.766
6 -	22.909	42.642	14.259	1:19.810	89.27	0.966	16:59:14.576
7 -	22.825	43.055	14.091	1:19.971	89.09	1.127	17:00:34.547
8 -	22.497	42.636	14.226	1:19.359 (3)	89.77	0.515	17:01:53.906
9 -	22.389	43.830	14.189	1:20.408	88.60	1.564	17:03:14.314
<b>10 -</b>	<b>22.641</b>	<b>42.256</b>	<b>13.947</b>	<b>1:18.844 (1)</b>	<b>90.36</b>		<b>17:04:33.158</b>
11 -	<b>22.268</b>	43.845	14.859	1:20.972	87.98	2.128	17:05:54.130
12 -	23.223	44.294	14.461	1:21.978	86.90	3.134	17:07:16.108
13 -	22.962	42.395	14.187	1:19.544	89.56	0.700	17:08:35.652
14 -	22.667	42.522	14.433	1:19.622	89.48	0.778	17:09:55.274
15 -	23.600	43.374	14.928	1:21.902	86.98	3.058	17:11:17.176
16 -	24.156	42.699	13.965	1:20.820	88.15	1.976	17:12:37.996
17 -	22.689	42.667	14.337	1:19.693	89.40	0.849	17:13:57.689
18 -	23.070	42.364	14.059	1:19.493	89.62	0.649	17:15:17.182
19 -	22.495	42.403	13.958	1:18.856 (2)	90.35	0.012	17:16:36.038

<b>P16 24 2</b>		<b>Carl HAZELTON</b>		<b>Porsche Boxster S</b>			
IDEAL LAP TIME : 1:18.732		BEST LAP TIME : 1:18.991		DIFFERENCE : 0.259			
LAP	SECTOR 1	SECTOR 2	SECTOR 3	LAP TIME	MPH	DIFF	TIME OF DAY
1 -		47.602	15.385	1:35.764	74.39	16.773	16:52:23.683
2 -	24.022	44.207	15.207	1:23.436	85.39	4.445	16:53:47.119
3 -	23.576	44.374	14.641	1:22.591	86.26	3.600	16:55:09.710
4 -	23.314	44.106	14.447	1:21.867	87.02	2.876	16:56:31.577
5 -	23.387	43.892	14.456	1:21.735	87.16	2.744	16:57:53.312
6 -	23.023	43.643	14.461	1:21.127	87.82	2.136	16:59:14.439
7 -	23.679	44.086	14.490	1:22.255	86.61	3.264	17:00:36.694
8 -	23.146	43.382	15.179	1:21.707	87.19	2.716	17:01:58.401
9 -	23.179	43.940	14.400	1:21.519	87.39	2.528	17:03:19.920
10 -	22.982	43.497	14.746	1:21.225	87.71	2.234	17:04:41.145
11 -	24.256	43.832	14.170	1:22.258	86.61	3.267	17:06:03.403
12 -	23.182	42.872	14.303	1:20.357	88.66	1.366	17:07:23.760
13 -	22.939	43.443	14.167	1:20.549	88.45	1.558	17:08:44.309
14 -	22.699	43.191	14.308	1:20.198	88.83	1.207	17:10:04.507
15 -	23.139	42.689	14.176	1:20.004	89.05	1.013	17:11:24.511
16 -	<b>22.550</b>	42.364	14.100	1:19.014 (2)	90.16	0.023	17:12:43.525
17 -	22.840	42.382	14.241	1:19.463 (3)	89.65	0.472	17:14:02.988
18 -	23.342	44.063	14.919	1:22.324	86.54	3.333	17:15:25.312
<b>19 -</b>	<b>22.809</b>	<b>42.173</b>	<b>14.009</b>	<b>1:18.991 (1)</b>	<b>90.19</b>		<b>17:16:44.303</b>



# Porsche Club Championship with Pirelli

## RACE 7 - SECTOR ANALYSIS



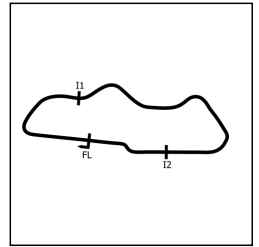
SECTOR 1 = FL to I1, SECTOR 2 = I1 to I2, SECTOR 3 = I2 to FL, DIFF = Difference To Personal Best Lap, P = Crossed Finish Line in Pit Lane, D = Time Disallowed

<b>P17 8 2 Harry RICE</b>		<b>Porsche Boxster S</b>					
IDEAL LAP TIME : 1:19.227		BEST LAP TIME : 1:19.516		DIFFERENCE : 0.289			
LAP	SECTOR 1	SECTOR 2	SECTOR 3	LAP TIME	MPH	DIFF	TIME OF DAY
1 -		49.101	15.699	1:38.202	72.55	18.686	16:52:26.121
2 -	24.642	45.411	15.510	1:25.563	83.26	6.047	16:53:51.684
3 -	24.081	44.499	14.245	1:22.825	86.02	3.309	16:55:14.509
4 -	23.306	43.312	14.199	1:20.817	88.15	1.301	16:56:35.326
5 -	23.344	44.335	14.042	1:21.721	87.18	2.205	16:57:57.047
6 -	23.103	44.309	14.473	1:21.885	87.00	2.369	16:59:18.932
7 -	23.520	42.890	14.109	1:20.519	88.48	1.003	17:00:39.451
8 -	23.116	43.151	14.246	1:20.513	88.49	0.997	17:01:59.964
9 -	23.198	43.181	14.184	1:20.563	88.43	1.047	17:03:20.527
10 -	23.119	43.436	14.276	1:20.831	88.14	1.315	17:04:41.358
11 -	23.536	42.627	13.938	1:20.101 (3)	88.94	0.585	17:06:01.459
12 -	23.012	43.020	14.079	1:20.111	88.93	0.595	17:07:21.570
13 -	23.430	42.997	14.533	1:20.960	88.00	1.444	17:08:42.530
14 -	23.330	42.934	14.128	1:20.392	88.62	0.876	17:10:02.922
15 -	23.087	42.587	13.842	<b>1:19.516 (1)</b>	<b>89.60</b>		<b>17:11:22.438</b>
16 -	23.289	<b>42.436</b>	<b>13.829</b>	1:19.554 (2)	89.55	0.038	17:12:41.992
17 -	<b>22.962</b>	42.894	14.402	1:20.258	88.77	0.742	17:14:02.250
18 -	23.650	44.220	14.377	1:22.247	86.62	2.731	17:15:24.497
19 -	23.271	42.609	14.302	1:20.182	88.85	0.666	17:16:44.679

<b>P18 15 2 Shiraz KHAN</b>		<b>Porsche Boxster S</b>					
IDEAL LAP TIME : 1:18.785		BEST LAP TIME : 1:19.255		DIFFERENCE : 0.470			
LAP	SECTOR 1	SECTOR 2	SECTOR 3	LAP TIME	MPH	DIFF	TIME OF DAY
1 -		45.634	16.588	1:33.342	76.32	14.087	16:52:21.261
2 -	24.884	44.097	14.692	1:23.673	85.14	4.418	16:53:44.934
3 -	23.727	43.148	15.641	1:22.516	86.34	3.261	16:55:07.450
4 -	23.575	43.235	14.640	1:21.450	87.47	2.195	16:56:28.900
5 -	23.584	43.256	14.345	1:21.185	87.75	1.930	16:57:50.085
6 -	23.265	42.905	14.186	1:20.356	88.66	1.101	16:59:10.441
7 -	23.255	43.363	14.644	1:21.262	87.67	2.007	17:00:31.703
8 -	23.282	42.775	14.229	1:20.286	88.74	1.031	17:01:51.989
9 -	23.295	44.476	14.694	1:22.465	86.39	3.210	17:03:14.454
10 -	23.096			1:20.714	88.27	1.459	17:04:35.168
11 -	22.942	42.464	14.410	1:19.816 (3)	89.26	0.561	17:05:54.984
12 -	22.962			1:21.668	87.23	2.413	17:07:16.652
13 -	22.897	42.565	14.272	1:19.734 (2)	89.35	0.479	17:08:36.386
14 -	23.072	42.159	14.628	1:19.859	89.21	0.604	17:09:56.245
15 -	24.029	43.302	14.319	1:21.650	87.25	2.395	17:11:17.895
16 -	23.739	43.238	<b>14.034</b>	1:21.011	87.94	1.756	17:12:38.906
17 -	<b>22.832</b>	42.558	17.295	1:22.685	86.16	3.430	17:14:01.591
18 -	24.084	44.778	15.580	1:24.442	84.37	5.187	17:15:26.033
19 -	22.955	<b>41.919</b>	14.381	<b>1:19.255 (1)</b>	<b>89.89</b>		<b>17:16:45.288</b>

# Porsche Club Championship with Pirelli

## RACE 7 - SECTOR ANALYSIS



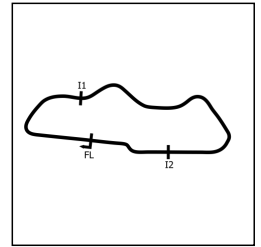
SECTOR 1 = FL to I1, SECTOR 2 = I1 to I2, SECTOR 3 = I2 to FL, DIFF = Difference To Personal Best Lap, P = Crossed Finish Line in Pit Lane, D = Time Disallowed

<b>P19 52 2</b>		<b>Darren LABBETT</b>		<b>Porsche Boxster S</b>			
IDEAL LAP TIME : 1:18.550		BEST LAP TIME : 1:19.301		DIFFERENCE : 0.751			
LAP	SECTOR 1	SECTOR 2	SECTOR 3	LAP TIME	MPH	DIFF	TIME OF DAY
1 -		47.575	15.710	1:35.490	74.61	16.189	16:52:23.409
2 -	25.886	45.770	15.039	1:26.695	82.18	7.394	16:53:50.104
3 -	24.154	44.061	14.287	1:22.502	86.35	3.201	16:55:12.606
4 -	23.158	43.592	14.424	1:21.174	87.77	1.873	16:56:33.780
5 -	24.254	43.695	14.243	1:22.192	86.68	2.891	16:57:55.972
6 -	23.651	45.015	15.064	1:23.730	85.09	4.429	16:59:19.702
7 -	23.188	43.101	14.112	1:20.401	88.61	1.100	17:00:40.103
8 -	23.003	43.345	14.198	1:20.546	88.45	1.245	17:02:00.649
9 -	23.049	43.607	14.515	1:21.171	87.77	1.870	17:03:21.820
10 -	22.755	43.062	14.069	1:19.886	89.18	0.585	17:04:41.706
11 -	23.992	44.021	14.219	1:22.232	86.64	2.931	17:06:03.938
12 -	22.989	43.252	14.617	1:20.858	88.11	1.557	17:07:24.796
13 -	22.919	43.737	14.250	1:20.906	88.06	1.605	17:08:45.702
14 -	22.730	42.696	13.966	1:19.392 (3)	89.74	0.091	17:10:05.094
15 -	22.926	42.865	14.051	1:19.842	89.23	0.541	17:11:24.936
16 -	<b>22.649</b>	42.824	<b>13.900</b>	1:19.373 (2)	89.76	0.072	17:12:44.309
17 -	22.766	42.451	14.469	1:19.686	89.40	0.385	17:14:03.995
18 -	22.914	43.930	15.604	1:22.448	86.41	3.147	17:15:26.443
<b>19 -</b>	23.143	<b>42.001</b>	14.157	<b>1:19.301 (1)</b>	<b>89.84</b>		<b>17:16:45.744</b>

<b>P20 10 2</b>		<b>Julian MORRIS</b>		<b>Porsche Boxster S</b>			
IDEAL LAP TIME : 1:20.190		BEST LAP TIME : 1:20.641		DIFFERENCE : 0.451			
LAP	SECTOR 1	SECTOR 2	SECTOR 3	LAP TIME	MPH	DIFF	TIME OF DAY
1 -		48.502	15.818	1:38.408	72.39	17.767	16:52:26.327
2 -	24.255	45.748	15.937	1:25.940	82.90	5.299	16:53:52.267
3 -	24.272	45.650	14.906	1:24.828	83.98	4.187	16:55:17.095
4 -	23.738	43.940	14.379	1:22.057	86.82	1.416	16:56:39.152
5 -	23.363	44.320	14.366	1:22.049	86.83	1.408	16:58:01.201
6 -	23.505	43.528	14.657	1:21.690	87.21	1.049	16:59:22.891
7 -	23.633	43.717	14.478	1:21.828	87.06	1.187	17:00:44.719
8 -	23.676	43.845	14.339	1:21.860	87.03	1.219	17:02:06.579
9 -	23.317	45.090	14.553	1:22.960	85.88	2.319	17:03:29.539
10 -	<b>23.000</b>	45.171	15.783	1:23.954	84.86	3.313	17:04:53.493
11 -	23.323	44.149	14.749	1:22.221	86.65	1.580	17:06:15.714
12 -	23.425	43.843	14.509	1:21.777	87.12	1.136	17:07:37.491
13 -	23.452	43.970	14.474	1:21.896	86.99	1.255	17:08:59.387
14 -	23.227	43.797	14.491	1:21.515	87.40	0.874	17:10:20.902
15 -	23.349	44.150	14.313	1:21.812	87.08	1.171	17:11:42.714
16 -	23.330	43.685	14.246	1:21.261 (3)	87.67	0.620	17:13:03.975
17 -	23.489	44.841	<b>13.988</b>	1:22.318	86.55	1.677	17:14:26.293
18 -	23.130	43.644	14.180	1:20.954 (2)	88.00	0.313	17:15:47.247
<b>19 -</b>	23.370	<b>43.202</b>	14.069	<b>1:20.641 (1)</b>	<b>88.35</b>		<b>17:17:07.888</b>

# Porsche Club Championship with Pirelli

## RACE 7 - SECTOR ANALYSIS



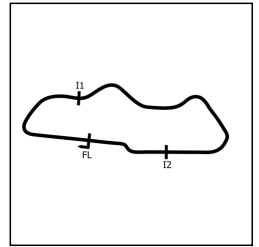
SECTOR 1 = FL to I1, SECTOR 2 = I1 to I2, SECTOR 3 = I2 to FL, DIFF = Difference To Personal Best Lap, P = Crossed Finish Line in Pit Lane, D = Time Disallowed

<b>P21 5 2</b>		<b>Brian RICHARDSON</b>		<b>Porsche Boxster S</b>			
IDEAL LAP TIME : 1:20.637		BEST LAP TIME : 1:20.781		DIFFERENCE : 0.144			
LAP	SECTOR 1	SECTOR 2	SECTOR 3	LAP TIME	MPH	DIFF	TIME OF DAY
1 -		48.974	15.628	1:39.357	71.70	18.576	16:52:27.276
2 -	24.637	45.570	15.185	1:25.392	83.43	4.611	16:53:52.668
3 -	24.564	46.553	15.004	1:26.121	82.72	5.340	16:55:18.789
4 -	24.302	44.745	14.883	1:23.930	84.88	3.149	16:56:42.719
5 -	23.986	44.297	14.678	1:22.961	85.87	2.180	16:58:05.680
6 -	24.216	43.880	14.952	1:23.048	85.78	2.267	16:59:28.728
7 -	24.045	43.614	14.813	1:22.472	86.38	1.691	17:00:51.200
8 -	23.906	44.024	15.028	1:22.958	85.88	2.177	17:02:14.158
9 -	23.605	45.040	15.288	1:23.933	84.88	3.152	17:03:38.091
10 -	24.401	44.416	<b>14.192</b>	1:23.009	85.82	2.228	17:05:01.100
<b>11 -</b>	<b>23.302</b>	<b>43.143</b>	14.336	<b>1:20.781 (1)</b>	<b>88.19</b>		<b>17:06:21.881</b>
12 -	23.373	43.616	14.673	1:21.662 (2)	87.24	0.881	17:07:43.543
13 -	23.429	44.069	14.442	1:21.940	86.94	1.159	17:09:05.483
14 -	23.660	43.494	14.522	1:21.676 (3)	87.23	0.895	17:10:27.159
15 -	23.798	45.200	14.774	1:23.772	85.04	2.991	17:11:50.931
16 -	23.657	43.953	14.634	1:22.244	86.62	1.463	17:13:13.175
17 -	23.750	43.852	15.554	1:23.156	85.67	2.375	17:14:36.331
18 -	23.850	45.317	14.725	1:23.892	84.92	3.111	17:16:00.223

<b>P22 88 2</b>		<b>Paul SIMPSON</b>		<b>Porsche Boxster S</b>			
IDEAL LAP TIME : 1:21.105		BEST LAP TIME : 1:21.158		DIFFERENCE : 0.053			
LAP	SECTOR 1	SECTOR 2	SECTOR 3	LAP TIME	MPH	DIFF	TIME OF DAY
1 -		47.071	15.830	1:35.301	74.75	14.143	16:52:23.220
2 -	25.740	46.276	16.179	1:28.195	80.78	7.037	16:53:51.415
3 -	24.832	45.972	15.261	1:26.065	82.78	4.907	16:55:17.480
4 -	24.426	44.888	14.833	1:24.147	84.66	2.989	16:56:41.627
5 -	24.181	44.405	14.700	1:23.286	85.54	2.128	16:58:04.913
6 -	24.219	44.183	14.674	1:23.076	85.76	1.918	16:59:27.989
7 -	24.184	44.216	15.387	1:23.787	85.03	2.629	17:00:51.776
8 -	24.027	44.432	14.376	1:22.835 (3)	86.01	1.677	17:02:14.611
9 -	23.798	47.139	14.855	1:25.792	83.04	4.634	17:03:40.403
10 -	23.701	43.394	<b>14.325</b>	1:21.420 (2)	87.50	0.262	17:05:01.823
<b>11 -</b>	<b>23.512</b>	<b>43.268</b>	14.378	<b>1:21.158 (1)</b>	<b>87.78</b>		<b>17:06:22.981</b>
12 -	23.658	47.789	15.913	1:27.360	81.55	6.202	17:07:50.341
13 -	25.304	47.649	15.560	1:28.513	80.49	7.355	17:09:18.854
14 -	26.415	49.485	16.886	1:32.786	76.78	11.628	17:10:51.640
15 -	27.783	51.233	17.080	1:36.096	74.14	14.938	17:12:27.736
16 -	28.894	49.732	IN PIT	1:37.551 P	73.03	16.393	17:14:05.287
17 -		50.507	16.967	2:12.637	53.71	51.479	17:16:17.924

# Porsche Club Championship with Pirelli

## RACE 7 - SECTOR ANALYSIS



SECTOR 1 = FL to I1, SECTOR 2 = I1 to I2, SECTOR 3 = I2 to FL, DIFF = Difference To Personal Best Lap, P = Crossed Finish Line in Pit Lane, D = Time Disallowed

<b>P23 22 1</b>		<b>Peter EVANS</b>		<b>Porsche 996</b>			
IDEAL LAP TIME : 1:17.362		BEST LAP TIME : 1:17.504		DIFFERENCE : 0.142			
LAP	SECTOR 1	SECTOR 2	SECTOR 3	LAP TIME	MPH	DIFF	TIME OF DAY
1 -		47.901	15.033	1:36.462	73.85	18.958	16:52:24.381
2 -	24.141	43.946	15.139	1:23.226	85.60	5.722	16:53:47.607
3 -	28.179	1:12.410	IN PIT	2:07.338 <b>P</b>	55.95	49.834	16:55:54.945
4 -	OUTLAP	48.684	15.835	3:42.754	31.98	2:25.250	16:59:37.699
5 -	25.020	45.768	14.757	1:25.545	83.28	8.041	17:01:03.244
6 -	27.352	45.698	14.677	1:27.727	81.21	10.223	17:02:30.971
7 -	23.451	44.874	15.087	1:23.412	85.41	5.908	17:03:54.383
8 -	23.212	45.177	14.566	1:22.955	85.88	5.451	17:05:17.338
9 -	23.259	44.507	14.422	1:22.188	86.68	4.684	17:06:39.526
10 -	23.854	43.493	14.008	1:21.355	87.57	3.851	17:08:00.881
11 -	22.659	42.757	13.930	1:19.346	89.79	1.842	17:09:20.227
12 -	23.406	42.201	13.794	1:19.401	89.72	1.897	17:10:39.628
13 -	22.314	43.036	14.126	1:19.476	89.64	1.972	17:11:59.104
14 -	22.371	41.866	<b>13.532</b>	1:17.769 <b>(3)</b>	91.61	0.265	17:13:16.873
15 -	22.169	<b>41.765</b>	14.501	1:18.435	90.83	0.931	17:14:35.308
16 -	22.264	41.821	13.534	1:17.619 <b>(2)</b>	91.78	0.115	17:15:52.927
17 -	<b>22.065</b>	41.820	13.619	<b>1:17.504 (1)</b>	<b>91.92</b>		<b>17:17:10.431</b>

<b>P24 44 2</b>		<b>Andrew PORTER</b>		<b>Porsche Boxster S</b>			
IDEAL LAP TIME : 1:18.002		BEST LAP TIME : 1:18.283		DIFFERENCE : 0.281			
LAP	SECTOR 1	SECTOR 2	SECTOR 3	LAP TIME	MPH	DIFF	TIME OF DAY
1 -				1:28.369	80.62	10.086	16:52:16.288
2 -				1:19.880	89.19	1.597	16:53:36.168
3 -	22.809	42.975	14.504	1:20.288	88.73	2.005	16:54:56.456
4 -	22.759	42.020	14.229	1:19.008	90.17	0.725	16:56:15.464
5 -	22.737	41.795	<b>13.847</b>	1:18.379 <b>(2)</b>	90.89	0.096	16:57:33.843
6 -	<b>22.534</b>	41.692	14.057	<b>1:18.283 (1)</b>	<b>91.01</b>		<b>16:58:52.126</b>
7 -	22.829	<b>41.621</b>	14.116	1:18.566 <b>(3)</b>	90.68	0.283	17:00:10.692
8 -	22.987	41.803	14.139	1:18.929	90.26	0.646	17:01:29.621

<b>P25 85 1</b>		<b>Richard BAYSTON</b>		<b>Porsche 996</b>			
IDEAL LAP TIME : 1:17.805		BEST LAP TIME : 1:18.112		DIFFERENCE : 0.307			
LAP	SECTOR 1	SECTOR 2	SECTOR 3	LAP TIME	MPH	DIFF	TIME OF DAY
1 -	OUTLAP	44.795	14.710	1:36.819	73.58	18.707	16:52:24.738
2 -	23.973	43.446	14.280	1:21.699	87.20	3.587	16:53:46.437
3 -	23.281	42.413	14.248	1:19.942	89.12	1.830	16:55:06.379
4 -	22.840	41.890	13.917	1:18.647 <b>(2)</b>	90.59	0.535	16:56:25.026
5 -	22.485	<b>41.712</b>	13.915	<b>1:18.112 (1)</b>	<b>91.21</b>		<b>16:57:43.138</b>
6 -	22.577	42.965	<b>13.737</b>	1:19.279 <b>(3)</b>	89.86	1.167	16:59:02.417
7 -	<b>22.356</b>	45.390	IN PIT	1:27.066 <b>P</b>	81.83	8.954	17:00:29.483

# Porsche Club Championship with Pirelli

## RACE 7 - BEST SECTORS

SECTOR 1			SECTOR 2			SECTOR 3			IDEAL / BEST COMPARISON						
POS	NO	NAME	TIME	NO	NAME	TIME	NO	NAME	TIME	POS	NO	NAME	IDEAL	BEST	DIFF
													<b>PERFECT LAP</b>	<b>1:13.826</b>	
1	25	MAILER	21.298	77	WOOD	39.548	77	WOOD	12.980	1	77	WOOD	1:13.918	1:14.026	0.108
2	77	WOOD	21.390	25	MAILER	39.738	25	MAILER	12.992	2	25	MAILER	1:14.028	1:14.413	0.385
3	11	CALEY	21.462	62	DELAGRY	40.037	9	DYER	13.204	3	62	DELAGRY	1:14.851	1:15.102	0.251
4	2	MORRIS	21.474	17	MUGGERIDGE	40.162	62	DELAGRY	13.212	4	2	MORRIS	1:14.919	1:15.371	0.452
5	62	DELAGRY	21.602	2	MORRIS	40.166	11	CALEY	13.249	5	11	CALEY	1:14.983	1:15.274	0.291
6	9	DYER	21.669	11	CALEY	40.272	2	MORRIS	13.279	6	17	MUGGERIDGE	1:15.244	1:15.459	0.215
7	17	MUGGERIDGE	21.802	9	DYER	40.403	17	MUGGERIDGE	13.280	7	9	DYER	1:15.276	1:15.369	0.093
8	74	BYRAN	21.889	74	BYRAN	40.654	32	HAYES	13.404	8	74	BYRAN	1:16.002	1:16.002	0.000
9	32	HAYES	21.910	32	HAYES	40.860	74	BYRAN	13.459	9	32	HAYES	1:16.174	1:16.326	0.152
10	22	EVANS	22.065	4	TOON	41.098	4	TOON	13.505	10	4	TOON	1:16.900	1:17.069	0.169
11	89	ROWLANDS	22.268	69	CHATHAM	41.290	22	EVANS	13.532	11	22	EVANS	1:17.362	1:17.504	0.142
12	4	TOON	22.297	70	ARCHER	41.338	70	ARCHER	13.710	12	69	CHATHAM	1:17.575	1:17.763	0.188
13	85	BAYSTON	22.356	44	PORTER	41.621	85	BAYSTON	13.737	13	70	ARCHER	1:17.595	1:17.792	0.197
14	44	PORTER	22.534	85	BAYSTON	41.712	69	CHATHAM	13.750	14	85	BAYSTON	1:17.805	1:18.112	0.307
15	69	CHATHAM	22.535	22	EVANS	41.765	8	RICE	13.829	15	44	PORTER	1:18.002	1:18.283	0.281
16	70	ARCHER	22.547	15	KHAN	41.919	44	PORTER	13.847	16	89	ROWLANDS	1:18.471	1:18.844	0.373
17	24	HAZELTON	22.550	52	LABBETT	42.001	52	LABBETT	13.900	17	52	LABBETT	1:18.550	1:19.301	0.751
18	52	LABBETT	22.649	64	BLACKER	42.058	64	BLACKER	13.947	18	64	BLACKER	1:18.696	1:19.219	0.523
19	64	BLACKER	22.691	24	HAZELTON	42.173	89	ROWLANDS	13.947	19	24	HAZELTON	1:18.732	1:18.991	0.259
20	15	KHAN	22.832	3	MORRIS	42.246	10	MORRIS	13.988	20	15	KHAN	1:18.785	1:19.255	0.470
21	3	MORRIS	22.876	89	ROWLANDS	42.256	24	HAZELTON	14.009	21	8	RICE	1:19.227	1:19.516	0.289
22	8	RICE	22.962	8	RICE	42.436	15	KHAN	14.034	22	3	MORRIS	1:19.394	1:19.745	0.351
23	10	MORRIS	23.000	5	RICHARDSON	43.143	5	RICHARDSON	14.192	23	10	MORRIS	1:20.190	1:20.641	0.451
24	5	RICHARDSON	23.302	10	MORRIS	43.202	3	MORRIS	14.272	24	5	RICHARDSON	1:20.637	1:20.781	0.144
25	88	SIMPSON	23.512	88	SIMPSON	43.268	88	SIMPSON	14.325	25	88	SIMPSON	1:21.105	1:21.158	0.053

# Porsche Club Championship with Pirelli

## RACE 7 - STATISTICS

**Competitors Started** 25  
**Planned Start** 2023-04-01 @ 16:45:00.000  
**Actual Start** 2023-04-01 @ 16:50:47.918  
**Finish Time** 2023-04-01 @ 17:15:57.228  
**Track Length** 1.9790mi.  
**Total Laps** 457  
**Total Distance Covered** 904.4337mi.

### Session Fastest Lap History

NO	CL	NAME	LAP TIME	TIME OF DAY	LAP	VEHICLE
2	1	Peter MORRIS	1:21.484	16:52:09.408	1	Porsche 997
2	1	Peter MORRIS	1:16.344	16:53:25.752	2	Porsche 997
11	1	James CALEY	1:16.336	16:53:26.761	2	Porsche 997
77	1	Steve WOOD	1:16.194	16:53:26.942	2	Porsche 996
25	1	Harry MAILER	1:16.191	16:53:27.100	2	Porsche Cayman
2	1	Peter MORRIS	1:16.164	16:54:41.917	3	Porsche 997
77	1	Steve WOOD	1:15.169	16:54:42.021	3	Porsche 996
77	1	Steve WOOD	1:14.472	16:57:12.844	5	Porsche 996
25	1	Harry MAILER	1:14.413	16:57:13.317	5	Porsche Cayman
77	1	Steve WOOD	1:14.147	16:58:26.991	6	Porsche 996
77	1	Steve WOOD	1:14.026	16:59:41.016	7	Porsche 996

### Session Leader History

NO	CL	NAME	FROM LAP	LAPS LED	DISTANCE	VEHICLE
2	1	Peter MORRIS	1	3	5.89 miles	Porsche 997
77	1	Steve WOOD	4	17	33.64 miles	Porsche 996

### Flag History

TYPE	TIME OF DAY
GREEN	16:50:47.918
FINISH	17:15:57.228

### Flag Statistics

TYPE	COUNT	TOTAL LAPS	TOTAL TIME
Green	1	20	26:36.415
Red	0	0	0.000
Safety Car	0	0	0.000
FCY	0	0	0.000

# Porsche Club Championship with Pirelli

## RACE 7 - STATISTICS

CLASS : 1

14 Starters

### Fastest Lap History

NO	NAME	LAP TIME	TIME OF DAY	LAP	VEHICLE
2	Peter MORRIS	1:21.484	16:52:09.408	1	Porsche 997
2	Peter MORRIS	1:16.344	16:53:25.752	2	Porsche 997
11	James CALEY	1:16.336	16:53:26.761	2	Porsche 997
77	Steve WOOD	1:16.194	16:53:26.942	2	Porsche 996
25	Harry MAILER	1:16.191	16:53:27.100	2	Porsche Cayman
2	Peter MORRIS	1:16.164	16:54:41.917	3	Porsche 997
77	Steve WOOD	1:15.169	16:54:42.021	3	Porsche 996
77	Steve WOOD	1:14.472	16:57:12.844	5	Porsche 996
25	Harry MAILER	1:14.413	16:57:13.317	5	Porsche Cayman
77	Steve WOOD	1:14.147	16:58:26.991	6	Porsche 996
77	Steve WOOD	1:14.026	16:59:41.016	7	Porsche 996

### Leader History

NO	NAME	FROM LAP	LAPS LED	DISTANCE	VEHICLE
2	Peter MORRIS	1	3	5.89 miles	Porsche 997
77	Steve WOOD	4	17	33.64 miles	Porsche 996

# Porsche Club Championship with Pirelli

## RACE 7 - STATISTICS

CLASS : 2

11 Starters

### Fastest Lap History

NO	NAME	LAP TIME	TIME OF DAY	LAP	VEHICLE
44	Andrew PORTER	1:28.369	16:52:16.288	1	Porsche Boxster S
44	Andrew PORTER	1:19.880	16:53:36.168	2	Porsche Boxster S
69	Oliver CHATHAM	1:19.855	16:53:36.432	2	Porsche Boxster S
70	Angus ARCHER	1:19.338	16:53:36.775	2	Porsche Boxster S
44	Andrew PORTER	1:19.008	16:56:15.477	4	Porsche Boxster S
44	Andrew PORTER	1:18.379	16:57:33.856	5	Porsche Boxster S
44	Andrew PORTER	1:18.283	16:58:52.138	6	Porsche Boxster S
69	Oliver CHATHAM	1:18.128	16:58:55.105	6	Porsche Boxster S
69	Oliver CHATHAM	1:17.813	17:13:20.002	17	Porsche Boxster S
69	Oliver CHATHAM	1:17.763	17:14:37.765	18	Porsche Boxster S

### Leader History

NO	NAME	FROM LAP	LAPS LED	DISTANCE	VEHICLE
44	Andrew PORTER	1	8	15.79 miles	Porsche Boxster S
70	Angus ARCHER	9	5	9.89 miles	Porsche Boxster S
69	Oliver CHATHAM	14	6	11.87 miles	Porsche Boxster S