Porsche Club Motorsport

PIRELLI

Porsche Club Championship

AM Porsche Club Championship

Snetterton

6th October 2024

Results

TSL SPORTS TIMING TIMING SOLUTIONS LTD

LEADING EDGE graphics

CARRARA COFFEE ROASTERS

PMC MIDLANDS

stand21

Snetterton 300 Circuit

Norwich, Norfolk, UK

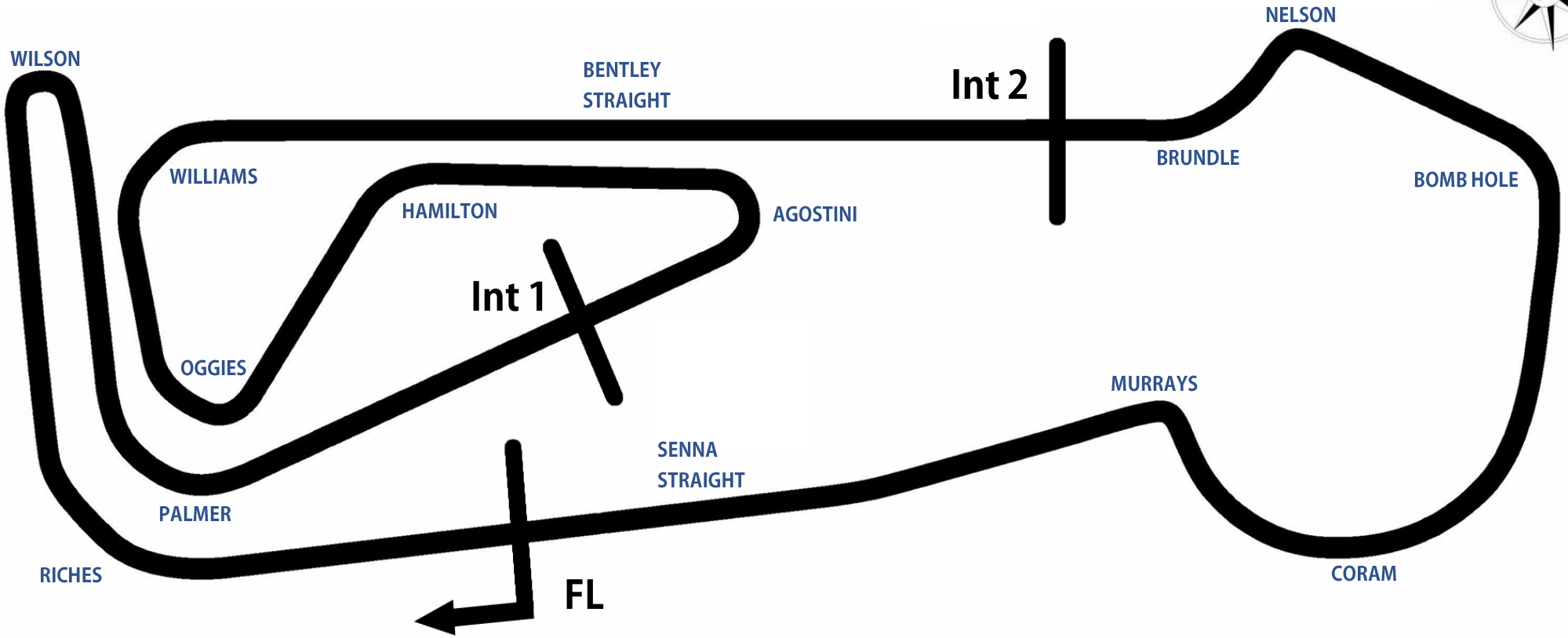

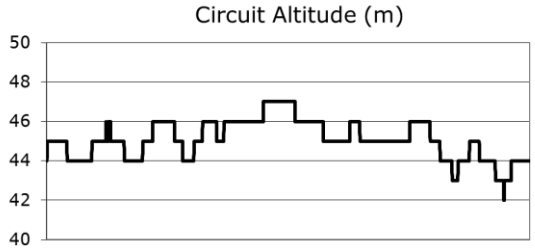

Length	2.9689 miles | 4.778 km | 4778.0 m		
FL		52.46340 N	0.94476 E
Int 1	1545m	52.46487 N	0.94466 E
Int 2	3198m	52.46617 N	0.94964 E
Pit Entry	4572m	52.46364 N	0.94774 E
Pit Exit	40m after FL	52.46338 N	0.94420 E
Pit Entry - Pit Exit	246m, 17.7S @ 50kph, 14.7s @ 60kph		

Results & Live Timing available at – www.tsl-timing.com

Updated - 14/03/2024 14:51

2024 Porsche Club Championship with Pirelli

QUALIFYING - RACE 15 - 2ND FASTEST CLASSIFICATION - AMENDED 2

POS	NO	CL	PIC	NAME	ENTRY	TIME	ON	LAPS	GAP	DIFF	MPH
1	**14**	CH	1	**Mark MCALEER**	997	**2:03.235**	9	9			86.72
2	**144**	CH	2	**Jake MCALEER**	997	**2:03.763**	10	10	**0.528**	0.528	86.35
3	**11**	CH	3	**James CALEY**	997 C2S	**2:03.838**	10	10	**0.603**	0.075	86.30
4	**80**	CH	4	**Bill CALEY**	Cayman	**2:03.973**	4	8	**0.738**	0.135	86.21
5	**23**	CH	5	**Simon CLARK**	997 Carrera S	**2:04.207**	4	9	**0.972**	0.234	86.05
6	**7**	CH	6	**Christian WALKER**	Cayman S	**2:05.302**	8	10	**2.067**	1.095	85.29
7	**74**	CH	7	**Jim BRYAN**	996	**2:06.763**	8	10	**3.528**	1.461	84.31
8	**9**	CH	8	**Chris DYER**	Cayman 987.2	**2:06.847**	7	7	**3.612**	0.084	84.25
9	**32**	CH	9	**Ed HAYES**	987 Cayman S	**2:06.963**	6	9	**3.728**	0.116	84.18
10	**10***	CH	10	**Julian MORRIS**	997	**2:08.698**	7	9	**5.463**	1.735	83.04
11	**69**	AM	1	**Oliver CHATHAM**	Boxster 986S	**2:09.198**	8	9	**5.963**	0.500	82.72
12	**52***	AM	2	**Darren LABBETT**	Boxster 986S	**2:10.028**	8	9	**6.793**	0.830	82.19
13	**44***	AM	3	**Andrew PORTER**	Boxster 986S	**2:10.607**	7	8	**7.372**	0.579	81.83
14	**5**	AM	4	**Brian RICHARDSON**	Boxster 986	**2:13.516**	8	8	**10.281**	2.909	80.05
15	**56***	AM	5	**Jason BROWN**	Boxster 986S	**2:14.533**	3	6	**11.298**	1.017	79.44
16	**28**	AM	6	**Jessica WILKINSON**	Boxster 986S			4			
DQ	**24**	AM		**Carl HAZELTON**	Boxster 986S						
DQ	**70***	AM		**Angus ARCHER**	Boxster 986S						

Comments:
*** Cars 44, 56 - please fit a working transponder for you next session**
*** Car 24 - disqualified from qualification for being underweight C3.3**
*** Car 70 - disqualified from meeting for contravening post race scrutineering**
No. 10 - 1 Lap time disallowed; exceeding track limits.
No. 52 - 3 Lap times disallowed; exceeding track limits.

Weather / Track : Cloudy / Dry
These results are provisional until the conclusion of any judicial and technical matters.

Date: 06/10/2024 Start: 11:01 Finish: 11:21
Snetterton 300: 2.9689 miles

Clerk Of Course: Andy Stevens	Stewards:	Timekeeper: Rob Cook	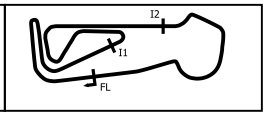

Results can be found at www.tsl-timing.com

Printed - 10:20 Monday, 07 October 2024

2024 Porsche Club Championship with Pirelli

QUALIFYING - RACE 15 - 2ND FASTEST CLASSIFICATION - AMENDED

POS	NO	CL	PIC	NAME	ENTRY	TIME	ON	LAPS	GAP	DIFF	MPH
1	**14**	CH	1	**Mark MCALEER**	997	**2:03.235**	9	9			86.72
2	**144**	CH	2	**Jake MCALEER**	997	**2:03.763**	10	10	**0.528**	0.528	86.35
3	**11**	CH	3	**James CALEY**	997 C2S	**2:03.838**	10	10	**0.603**	0.075	86.30
4	**80**	CH	4	**Bill CALEY**	Cayman	**2:03.973**	4	8	**0.738**	0.135	86.21
5	**23**	CH	5	**Simon CLARK**	997 Carrera S	**2:04.207**	4	9	**0.972**	0.234	86.05
6	**7**	CH	6	**Christian WALKER**	Cayman S	**2:05.302**	8	10	**2.067**	1.095	85.29
7	**74**	CH	7	**Jim BRYAN**	996	**2:06.763**	8	10	**3.528**	1.461	84.31
8	**9**	CH	8	**Chris DYER**	Cayman 987.2	**2:06.847**	7	7	**3.612**	0.084	84.25
9	**32**	CH	9	**Ed HAYES**	987 Cayman S	**2:06.963**	6	9	**3.728**	0.116	84.18
10	**10***	CH	10	**Julian MORRIS**	997	**2:08.698**	7	9	**5.463**	1.735	83.04
11	**69**	AM	1	**Oliver CHATHAM**	Boxster 986S	**2:09.198**	8	9	**5.963**	0.500	82.72
12	**52***	AM	2	**Darren LABBETT**	Boxster 986S	**2:10.028**	8	9	**6.793**	0.830	82.19
13	**44***	AM	3	**Andrew PORTER**	Boxster 986S	**2:10.607**	7	8	**7.372**	0.579	81.83
14	**70***	AM	4	**Angus ARCHER**	Boxster 986S	**2:11.141**	3	9	**7.906**	0.534	81.50
15	**5**	AM	5	**Brian RICHARDSON**	Boxster 986	**2:13.516**	8	8	**10.281**	2.375	80.05
16	**56***	AM	6	**Jason BROWN**	Boxster 986S	**2:14.533**	3	6	**11.298**	1.017	79.44
17	**28**	AM	7	**Jessica WILKINSON**	Boxster 986S			4			
DQ	**24**	AM		**Carl HAZELTON**	Boxster 986S						

Comments:
*** Cars 44, 56 - please fit a working transponder for you next session**
*** Car 24 - disqualified from qualification for being underweight C3.3**
No. 10 - 1 Lap time disallowed; exceeding track limits.
No. 70 - 2 Lap times disallowed; exceeding track limits.
No. 52 - 3 Lap times disallowed; exceeding track limits.

Weather / Track : Cloudy / Dry
These results are provisional until the conclusion of any judicial and technical matters.

Date: 06/10/2024 Start: 11:01 Finish: 11:21
Snetterton 300: 2.9689 miles

Clerk Of Course: Andy Stevens	Stewards:	Timekeeper: Rob Cook	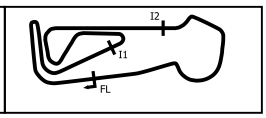

2024 Porsche Club Championship with Pirelli

QUALIFYING - RACE 15 - 2ND FASTEST CLASSIFICATION

POS	NO	CL	PIC	NAME	ENTRY	TIME	ON	LAPS	GAP	DIFF	MPH
1	**14**	CH	1	**Mark MCALEER**	997	**2:03.235**	9	9			86.72
2	**144**	CH	2	**Jake MCALEER**	997	**2:03.763**	10	10	**0.528**	0.528	86.35
3	**11**	CH	3	**James CALEY**	997 C2S	**2:03.838**	10	10	**0.603**	0.075	86.30
4	**80**	CH	4	**Bill CALEY**	Cayman	**2:03.973**	4	8	**0.738**	0.135	86.21
5	**23**	CH	5	**Simon CLARK**	997 Carrera S	**2:04.207**	4	9	**0.972**	0.234	86.05
6	**7**	CH	6	**Christian WALKER**	Cayman S	**2:05.302**	8	10	**2.067**	1.095	85.29
7	**74**	CH	7	**Jim BRYAN**	996	**2:06.763**	8	10	**3.528**	1.461	84.31
8	**9**	CH	8	**Chris DYER**	Cayman 987.2	**2:06.847**	7	7	**3.612**	0.084	84.25
9	**32**	CH	9	**Ed HAYES**	987 Cayman S	**2:06.963**	6	9	**3.728**	0.116	84.18
10	**10***	CH	10	**Julian MORRIS**	997	**2:08.698**	7	9	**5.463**	1.735	83.04
11	**69**	AM	1	**Oliver CHATHAM**	Boxster 986S	**2:09.198**	8	9	**5.963**	0.500	82.72
12	**52***	AM	2	**Darren LABBETT**	Boxster 986S	**2:10.028**	8	9	**6.793**	0.830	82.19
13	**44***	AM	3	**Andrew PORTER**	Boxster 986S	**2:10.607**	7	8	**7.372**	0.579	81.83
14	**70***	AM	4	**Angus ARCHER**	Boxster 986S	**2:11.141**	3	9	**7.906**	0.534	81.50
15	**24***	AM	5	**Carl HAZELTON**	Boxster 986S	**2:13.274**	7	9	**10.039**	2.133	80.19
16	**5**	AM	6	**Brian RICHARDSON**	Boxster 986	**2:13.516**	8	8	**10.281**	0.242	80.05
17	**56***	AM	7	**Jason BROWN**	Boxster 986S	**2:14.533**	3	6	**11.298**	1.017	79.44
18	**28**	AM	8	**Jessica WILKINSON**	Boxster 986S			4			

Comments:
*** Cars 44, 56 - please fit a working transponder for you next session**
No. 10, 24 - 1 Lap time disallowed; exceeding track limits.
No. 70 - 2 Lap times disallowed; exceeding track limits.
No. 52 - 3 Lap times disallowed; exceeding track limits.

Weather / Track : Cloudy / Dry
These results are provisional until the conclusion of any judicial and technical matters.

Date: 06/10/2024 Start: 11:01 Finish: 11:21
Snetterton 300: 2.9689 miles

Clerk Of Course: Andy Stevens	Stewards:	Timekeeper: Rob Cook	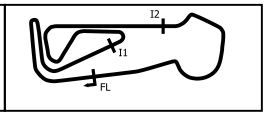

Results can be found at www.tsl-timing.com

Printed - 11:29 Sunday, 06 October 2024

2024 Porsche Club Championship with Pirelli

QUALIFYING - RACE 12 - CLASSIFICATION - AMENDED 2

POS	NO	CL	PIC	NAME	ENTRY	TIME	ON	LAPS	GAP	DIFF	MPH
1	**14**	CH	1	**Mark MCALEER**	997	**2:03.117**	8	9			86.81
2	**144**	CH	2	**Jake MCALEER**	997	**2:03.681**	8	10	**0.564**	0.564	86.41
3	**80**	CH	3	**Bill CALEY**	Cayman	**2:03.759**	8	8	**0.642**	0.078	86.36
4	**11**	CH	4	**James CALEY**	997 C2S	**2:03.828**	4	10	**0.711**	0.069	86.31
5	**23**	CH	5	**Simon CLARK**	997 Carrera S	**2:04.177**	9	9	**1.060**	0.349	86.07
6	**7**	CH	6	**Christian WALKER**	Cayman S	**2:04.371**	9	10	**1.254**	0.194	85.93
7	**32**	CH	7	**Ed HAYES**	987 Cayman S	**2:05.808**	7	9	**2.691**	1.437	84.95
8	**9**	CH	8	**Chris DYER**	Cayman 987.2	**2:05.976**	4	7	**2.859**	0.168	84.84
9	**74**	CH	9	**Jim BRYAN**	996	**2:06.610**	9	10	**3.493**	0.634	84.41
10	**10***	CH	10	**Julian MORRIS**	997	**2:08.069**	9	9	**4.952**	1.459	83.45
11	**69**	AM	1	**Oliver CHATHAM**	Boxster 986S	**2:08.516**	9	9	**5.399**	0.447	83.16
12	**52***	AM	2	**Darren LABBETT**	Boxster 986S	**2:09.658**	7	9	**6.541**	1.142	82.43
13	**44***	AM	3	**Andrew PORTER**	Boxster 986S	**2:10.045**	8	8	**6.928**	0.387	82.18
14	**5**	AM	4	**Brian RICHARDSON**	Boxster 986	**2:13.489**	4	8	**10.372**	3.444	80.06
15	**56***	AM	5	**Jason BROWN**	Boxster 986S	**2:14.214**	5	6	**11.097**	0.725	79.63
16	**28**	AM	6	**Jessica WILKINSON**	Boxster 986S	**3:04.949**	4	4	**1:01.832**	50.735	57.78
DQ	**70***	AM		**Angus ARCHER**	Boxster 986S						
DQ	**24**	AM		**Carl HAZELTON**	Boxster 986S						

Comments:
*** Cars 44, 56 - please fit a working transponder for you next session**
*** Car 24 - disqualified from qualification for being underweight C3.3**
*** Car 70 - disqualified from meeting for contravening post race scrutineering**
No. 10 - 1 Lap time disallowed; exceeding track limits.
No. 52 - 3 Lap times disallowed; exceeding track limits.

Weather / Track : Cloudy / Dry
These results are provisional until the conclusion of any judicial and technical matters.

Date: 06/10/2024 Start: 11:01 Finish: 11:21
Snetterton 300: 2.9689 miles

Clerk Of Course: Andy Stevens	Stewards:	Timekeeper: Rob Cook	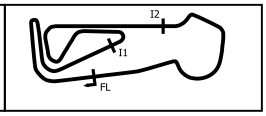

2024 Porsche Club Championship with Pirelli

QUALIFYING - RACE 12 - CLASSIFICATION - AMENDED

POS	NO	CL	PIC	NAME	ENTRY	TIME	ON	LAPS	GAP	DIFF	MPH
1	**14**	CH	1	**Mark MCALEER**	997	**2:03.117**	8	9			86.81
2	**144**	CH	2	**Jake MCALEER**	997	**2:03.681**	8	10	**0.564**	0.564	86.41
3	**80**	CH	3	**Bill CALEY**	Cayman	**2:03.759**	8	8	**0.642**	0.078	86.36
4	**11**	CH	4	**James CALEY**	997 C2S	**2:03.828**	4	10	**0.711**	0.069	86.31
5	**23**	CH	5	**Simon CLARK**	997 Carrera S	**2:04.177**	9	9	**1.060**	0.349	86.07
6	**7**	CH	6	**Christian WALKER**	Cayman S	**2:04.371**	9	10	**1.254**	0.194	85.93
7	**32**	CH	7	**Ed HAYES**	987 Cayman S	**2:05.808**	7	9	**2.691**	1.437	84.95
8	**9**	CH	8	**Chris DYER**	Cayman 987.2	**2:05.976**	4	7	**2.859**	0.168	84.84
9	**74**	CH	9	**Jim BRYAN**	996	**2:06.610**	9	10	**3.493**	0.634	84.41
10	**10***	CH	10	**Julian MORRIS**	997	**2:08.069**	9	9	**4.952**	1.459	83.45
11	**69**	AM	1	**Oliver CHATHAM**	Boxster 986S	**2:08.516**	9	9	**5.399**	0.447	83.16
12	**52***	AM	2	**Darren LABBETT**	Boxster 986S	**2:09.658**	7	9	**6.541**	1.142	82.43
13	**44***	AM	3	**Andrew PORTER**	Boxster 986S	**2:10.045**	8	8	**6.928**	0.387	82.18
14	**70***	AM	4	**Angus ARCHER**	Boxster 986S	**2:10.717**	4	9	**7.600**	0.672	81.76
15	**5**	AM	5	**Brian RICHARDSON**	Boxster 986	**2:13.489**	4	8	**10.372**	2.772	80.06
16	**56***	AM	6	**Jason BROWN**	Boxster 986S	**2:14.214**	5	6	**11.097**	0.725	79.63
17	**28**	AM	7	**Jessica WILKINSON**	Boxster 986S	**3:04.949**	4	4	**1:01.832**	50.735	57.78
DQ	**24**	AM		**Carl HAZELTON**	Boxster 986S						

Comments:
*** Cars 44, 56 - please fit a working transponder for you next session**
*** Car 24 - disqualified from qualification for being underweight C3.3**
No. 10 - 1 Lap time disallowed; exceeding track limits.
No. 70 - 2 Lap times disallowed; exceeding track limits.
No. 52 - 3 Lap times disallowed; exceeding track limits.

Weather / Track : Cloudy / Dry
These results are provisional until the conclusion of any judicial and technical matters.

Date: 06/10/2024 Start: 11:01 Finish: 11:21
Snetterton 300: 2.9689 miles

Clerk Of Course: Andy Stevens	Stewards:	Timekeeper: Rob Cook	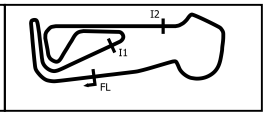

2024 Porsche Club Championship with Pirelli

QUALIFYING - RACE 12 - CLASSIFICATION

POS	NO	CL	PIC	NAME	ENTRY	TIME	ON	LAPS	GAP	DIFF	MPH
1	**14**	CH	1	**Mark MCALEER**	997	**2:03.117**	8	9			86.81
2	**144**	CH	2	**Jake MCALEER**	997	**2:03.681**	8	10	**0.564**	0.564	86.41
3	**80**	CH	3	**Bill CALEY**	Cayman	**2:03.759**	8	8	**0.642**	0.078	86.36
4	**11**	CH	4	**James CALEY**	997 C2S	**2:03.828**	4	10	**0.711**	0.069	86.31
5	**23**	CH	5	**Simon CLARK**	997 Carrera S	**2:04.177**	9	9	**1.060**	0.349	86.07
6	**7**	CH	6	**Christian WALKER**	Cayman S	**2:04.371**	9	10	**1.254**	0.194	85.93
7	**32**	CH	7	**Ed HAYES**	987 Cayman S	**2:05.808**	7	9	**2.691**	1.437	84.95
8	**9**	CH	8	**Chris DYER**	Cayman 987.2	**2:05.976**	4	7	**2.859**	0.168	84.84
9	**74**	CH	9	**Jim BRYAN**	996	**2:06.610**	9	10	**3.493**	0.634	84.41
10	**10***	CH	10	**Julian MORRIS**	997	**2:08.069**	9	9	**4.952**	1.459	83.45
11	**69**	AM	1	**Oliver CHATHAM**	Boxster 986S	**2:08.516**	9	9	**5.399**	0.447	83.16
12	**52***	AM	2	**Darren LABBETT**	Boxster 986S	**2:09.658**	7	9	**6.541**	1.142	82.43
13	**44***	AM	3	**Andrew PORTER**	Boxster 986S	**2:10.045**	8	8	**6.928**	0.387	82.18
14	**70***	AM	4	**Angus ARCHER**	Boxster 986S	**2:10.717**	4	9	**7.600**	0.672	81.76
15	**24***	AM	5	**Carl HAZELTON**	Boxster 986S	**2:11.510**	9	9	**8.393**	0.793	81.27
16	**5**	AM	6	**Brian RICHARDSON**	Boxster 986	**2:13.489**	4	8	**10.372**	1.979	80.06
17	**56***	AM	7	**Jason BROWN**	Boxster 986S	**2:14.214**	5	6	**11.097**	0.725	79.63
18	**28**	AM	8	**Jessica WILKINSON**	Boxster 986S	**3:04.949**	4	4	**1:01.832**	50.735	57.78

Comments:
*** Cars 44, 56 - please fit a working transponder for you next session**
No. 10, 24 - 1 Lap time disallowed; exceeding track limits.
No. 70 - 2 Lap times disallowed; exceeding track limits.
No. 52 - 3 Lap times disallowed; exceeding track limits.

Weather / Track : Cloudy / Dry
These results are provisional until the conclusion of any judicial and technical matters.

Date: 06/10/2024 Start: 11:01 Finish: 11:21
Snetterton 300: 2.9689 miles

Clerk Of Course: Andy Stevens	Stewards:	Timekeeper: Rob Cook	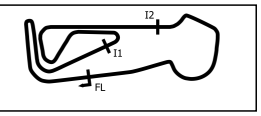

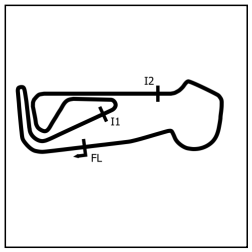

2024 Porsche Club Championship with Pirelli

QUALIFYING - RACE 12 - SECTOR ANALYSIS

SECTOR 1 = FL to I1, SECTOR 2 = I1 to I2, SECTOR 3 = I2 to FL, DIFF = Difference To Personal Best Lap, P = Crossed Finish Line in Pit Lane, D = Time Disallowed

P1 14 CH Mark MCALEER 997

IDEAL LAP TIME : 2:02.949 BEST LAP TIME : 2:03.117 DIFFERENCE : 0.168

LAP	SECTOR 1	SECTOR 2	SECTOR 3	LAP TIME	MPH	DIFF	TIME OF DAY
1 -	OUTLAP	51.594	48.569	2:33.970	69.41	30.853	11:04:25.324
2 -	42.737	47.550	44.892	2:15.179	79.06	12.062	11:06:40.503
3 -	39.325	44.504	41.890	2:05.719	85.01	2.602	11:08:46.222
4 -	38.738	43.705	41.959	2:04.402 (3)	85.91	1.285	11:10:50.624
5 -	42.764	45.464	42.765	2:10.993	81.59	7.876	11:13:01.617
6 -	41.376	45.215	IN PIT	3:16.149 P	54.48	1:13.032	11:16:17.766
7 -	OUTLAP	44.714	42.103	2:10.512	81.89	7.395	11:18:28.278
8 -	***38.424***	43.519	41.174	***2:03.117*** **(1)**	***86.81***		***11:20:31.395***
9 -	38.710	***43.378***	***41.147***	2:03.235 (2)	86.72	0.118	11:22:34.630

P2 144 CH Jake MCALEER 997

IDEAL LAP TIME : 2:03.317 BEST LAP TIME : 2:03.681 DIFFERENCE : 0.364

LAP	SECTOR 1	SECTOR 2	SECTOR 3	LAP TIME	MPH	DIFF	TIME OF DAY
1 -	OUTLAP	51.281	47.647	2:31.757	70.42	28.076	11:04:26.089
2 -	42.738	47.244	45.437	2:15.419	78.92	11.738	11:06:41.508
3 -	39.045	44.313	44.137	2:07.495	83.83	3.814	11:08:49.003
4 -	38.583	43.981	41.338	2:03.902 (3)	86.26	0.221	11:10:52.905
5 -	47.428	45.973	44.575	2:17.976	77.46	14.295	11:13:10.881
6 -	38.949	43.837	***41.279***	2:04.065	86.14	0.384	11:15:14.946
7 -	38.874	44.049	41.600	2:04.523	85.83	0.842	11:17:19.469
8 -	38.682	***43.644***	41.355	***2:03.681*** **(1)**	***86.41***		***11:19:23.150***
9 -	44.266	46.657	44.339	2:15.262	79.01	11.581	11:21:38.412
10 -	***38.394***	43.794	41.575	2:03.763 (2)	86.35	0.082	11:23:42.175

P3 80 CH Bill CALEY Cayman

IDEAL LAP TIME : 2:03.747 BEST LAP TIME : 2:03.759 DIFFERENCE : 0.012

LAP	SECTOR 1	SECTOR 2	SECTOR 3	LAP TIME	MPH	DIFF	TIME OF DAY
1 -	OUTLAP	51.387	45.638	2:28.775	71.84	25.016	11:04:18.304
2 -	39.951	45.221	41.849	2:07.021	84.14	3.262	11:06:25.325
3 -	39.938	44.330	41.144	2:05.412	85.22	1.653	11:08:30.737
4 -	38.982	***44.085***	40.906	2:03.973 (2)	86.21	0.214	11:10:34.710
5 -	41.862	46.914	IN PIT	3:15.625 P	54.63	1:11.866	11:13:50.335
6 -	OUTLAP	46.878	42.932	2:15.085	79.12	11.326	11:16:05.420
7 -	39.155	44.111	41.182	2:04.448 (3)	85.88	0.689	11:18:09.868
8 -	***38.877***	44.097	***40.785***	***2:03.759*** **(1)**	***86.36***		***11:20:13.627***

P4 11 CH James CALEY 997 C2S

IDEAL LAP TIME : 2:03.564 BEST LAP TIME : 2:03.828 DIFFERENCE : 0.264

LAP	SECTOR 1	SECTOR 2	SECTOR 3	LAP TIME	MPH	DIFF	TIME OF DAY
1 -	OUTLAP	51.955	46.920	2:31.795	70.41	27.967	11:04:20.357
2 -	42.284	47.488	43.339	2:13.111	80.29	9.283	11:06:33.468
3 -	39.769	45.202	42.119	2:07.090	84.09	3.262	11:08:40.558
4 -	38.678	43.914	41.236	***2:03.828*** **(1)**	***86.31***		***11:10:44.386***
5 -	41.378	46.283	43.869	2:11.530	81.25	7.702	11:12:55.916
6 -	39.500	45.469	43.161	2:08.130	83.41	4.302	11:15:04.046
7 -	38.896	44.025	***41.094***	2:04.015 (3)	86.18	0.187	11:17:08.061
8 -	38.786	43.988	41.321	2:04.095	86.12	0.267	11:19:12.156
9 -	45.485	46.434	43.772	2:15.691	78.76	11.863	11:21:27.847
10 -	***38.674***	***43.796***	41.368	2:03.838 (2)	86.30	0.010	11:23:31.685

Weather / Track : Cloudy / Dry

Snetterton 300: 2.9689 miles
Date: 06/10/2024 Start: 11:01 Finish: 11:21

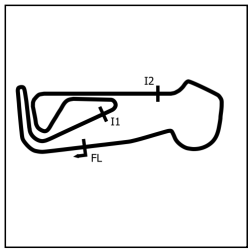

2024 Porsche Club Championship with Pirelli

QUALIFYING - RACE 12 - SECTOR ANALYSIS

SECTOR 1 = FL to I1, SECTOR 2 = I1 to I2, SECTOR 3 = I2 to FL, DIFF = Difference To Personal Best Lap, P = Crossed Finish Line in Pit Lane, D = Time Disallowed

P5 23 CH Simon CLARK — 997 Carrera S

IDEAL LAP TIME : 2:03.775 BEST LAP TIME : 2:04.177 DIFFERENCE : 0.402

LAP	SECTOR 1	SECTOR 2	SECTOR 3	LAP TIME	MPH	DIFF	TIME OF DAY
1 -	OUTLAP	49.584	45.532	2:22.957	74.76	18.780	11:04:23.220
2 -	39.853	46.324	42.784	2:08.961	82.87	4.784	11:06:32.181
3 -	39.207	44.222	***41.235***	2:04.664 **(3)**	85.73	0.487	11:08:36.845
4 -	***38.755***	43.948	41.504	2:04.207 **(2)**	86.05	0.030	11:10:41.052
5 -	42.387	45.895	IN PIT	3:18.845 **P**	53.75	1:14.668	11:13:59.897
6 -	OUTLAP	45.486	43.116	2:12.053	80.93	7.876	11:16:11.950
7 -	39.182	44.222	42.154	2:05.558	85.12	1.381	11:18:17.508
8 -	38.859	44.453	41.458	2:04.770	85.66	0.593	11:20:22.278
9 -	38.954	***43.785***	41.438	***2:04.177*** **(1)**	***86.07***		***11:22:26.455***

P6 7 CH Christian WALKER — Cayman S

IDEAL LAP TIME : 2:04.107 BEST LAP TIME : 2:04.371 DIFFERENCE : 0.264

LAP	SECTOR 1	SECTOR 2	SECTOR 3	LAP TIME	MPH	DIFF	TIME OF DAY
1 -	OUTLAP	51.073	47.838	2:27.922	72.25	23.551	11:04:27.437
2 -	41.658	47.533	45.989	2:15.180	79.06	10.809	11:06:42.617
3 -	39.464	45.877	42.912	2:08.253	83.33	3.882	11:08:50.870
4 -	39.268	44.928	41.999	2:06.195 **(3)**	84.69	1.824	11:10:57.065
5 -	40.378	45.062	41.617	2:07.057	84.12	2.686	11:13:04.122
6 -	39.598	47.338	42.700	2:09.636	82.44	5.265	11:15:13.758
7 -	39.528	45.656	42.265	2:07.449	83.86	3.078	11:17:21.207
8 -	***38.784***	***44.229***	42.289	2:05.302 **(2)**	85.29	0.931	11:19:26.509
9 -	39.005	44.272	***41.094***	***2:04.371*** **(1)**	***85.93***		***11:21:30.880***
10 -	39.084	45.571	44.631	2:09.286	82.67	4.915	11:23:40.166

P7 32 CH Ed HAYES — 987 Cayman S

IDEAL LAP TIME : 2:05.681 BEST LAP TIME : 2:05.808 DIFFERENCE : 0.127

LAP	SECTOR 1	SECTOR 2	SECTOR 3	LAP TIME	MPH	DIFF	TIME OF DAY
1 -	OUTLAP	1:04.257	48.979	2:45.620	64.53	39.812	11:04:55.491
2 -	1:14.060	48.579	45.685	2:48.324	63.49	42.516	11:07:43.815
3 -	39.774	45.175	42.545	2:07.494 **(3)**	83.83	1.686	11:09:51.309
4 -	44.689	49.284	44.075	2:18.048	77.42	12.240	11:12:09.357
5 -	44.117	51.058	43.785	2:18.960	76.91	13.152	11:14:28.317
6 -	40.053	44.714	42.196	2:06.963 **(2)**	84.18	1.155	11:16:35.280
7 -	***39.199***	44.599	***42.010***	***2:05.808*** **(1)**	***84.95***		***11:18:41.088***
8 -	39.903	***44.472***	50.427	2:14.802	79.28	8.994	11:20:55.890
9 -	43.555	47.727	44.342	2:15.624	78.80	9.816	11:23:11.514

P8 9 CH Chris DYER — Cayman 987.2

IDEAL LAP TIME : 2:05.159 BEST LAP TIME : 2:05.976 DIFFERENCE : 0.817

LAP	SECTOR 1	SECTOR 2	SECTOR 3	LAP TIME	MPH	DIFF	TIME OF DAY
1 -	OUTLAP	51.645	47.390	2:32.644	70.01	26.668	11:04:28.102
2 -	41.314	47.615	47.275	2:16.204	78.47	10.228	11:06:44.306
3 -	40.653	44.824	41.672	2:07.149 **(3)**	84.05	1.173	11:08:51.455
4 -	***39.082***	***44.639***	42.255	***2:05.976*** **(1)**	***84.84***		***11:10:57.431***
5 -	40.688	45.110	***41.438***	2:07.236	84.00	1.260	11:13:04.667
6 -	39.907	44.829	42.541	2:07.277	83.97	1.301	11:15:11.944
7 -	40.028	44.881	41.938	2:06.847 **(2)**	84.25	0.871	11:17:18.791

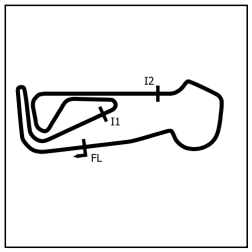

2024 Porsche Club Championship with Pirelli

QUALIFYING - RACE 12 - SECTOR ANALYSIS

SECTOR 1 = FL to I1, SECTOR 2 = I1 to I2, SECTOR 3 = I2 to FL, DIFF = Difference To Personal Best Lap, P = Crossed Finish Line in Pit Lane, D = Time Disallowed

P9 74 CH Jim BRYAN 996

IDEAL LAP TIME : 2:06.246 BEST LAP TIME : 2:06.610 DIFFERENCE : 0.364

LAP	SECTOR 1	SECTOR 2	SECTOR 3	LAP TIME	MPH	DIFF	TIME OF DAY
1 -	OUTLAP	50.454	47.737	2:27.584	72.42	20.974	11:04:29.076
2 -	42.347	47.034	45.132	2:14.513	79.45	7.903	11:06:43.589
3 -	40.652	45.487	43.764	2:09.903	82.27	3.293	11:08:53.492
4 -	40.504	45.600	43.197	2:09.301	82.66	2.691	11:11:02.793
5 -	42.626	45.913	43.002	2:11.541	81.25	4.931	11:13:14.334
6 -	40.299	45.147	42.761	2:08.207	83.36	1.597	11:15:22.541
7 -	39.543	45.246	42.280	2:07.069 **(3)**	84.11	0.459	11:17:29.610
8 -	39.738	44.860	***42.165***	2:06.763 **(2)**	84.31	0.153	11:19:36.373
9 -	***39.296***	***44.785***	42.529	***2:06.610*** **(1)**	***84.41***		***11:21:42.983***
10 -	39.479	45.124	42.556	2:07.159	84.05	0.549	11:23:50.142

P10 10 CH Julian MORRIS 997

IDEAL LAP TIME : 2:07.779 BEST LAP TIME : 2:08.069 DIFFERENCE : 0.290

LAP	SECTOR 1	SECTOR 2	SECTOR 3	LAP TIME	MPH	DIFF	TIME OF DAY
1 -	OUTLAP	1:02.002	47.476	2:43.120	65.52	35.051	11:04:57.286
2 -	44.783	48.016	45.780	2:18.579	77.12	10.510	11:07:15.865
3 -	41.567	45.749	44.356	2:11.672	81.17	3.603	11:09:27.537
4 -	40.923	45.533	44.586	2:11.042 **(3)**	81.56	2.973	11:11:38.579
5 -	43.061	45.579	IN PIT	3:00.762 **P**	59.12	52.693	11:14:39.341
6 -	OUTLAP	45.405	43.424	2:11.791	81.09	3.722	11:16:51.132
7 -	40.398	45.286	43.014	2:08.698 **(2)**	83.04	0.629	11:18:59.830
8 -	***40.092***	45.815	44.130	~~2:10.037~~ **D**	82.19	1.968	11:21:09.867
9 -	40.382	***44.874***	***42.813***	***2:08.069*** **(1)**	***83.45***		***11:23:17.936***

P11 69 AM Oliver CHATHAM Boxster 986S

IDEAL LAP TIME : 2:08.465 BEST LAP TIME : 2:08.516 DIFFERENCE : 0.051

LAP	SECTOR 1	SECTOR 2	SECTOR 3	LAP TIME	MPH	DIFF	TIME OF DAY
1 -	OUTLAP	52.336	47.883	2:33.594	69.58	25.078	11:04:38.862
2 -	42.964	52.446	46.084	2:21.494	75.53	12.978	11:07:00.356
3 -	42.984	46.822	43.869	2:13.675	79.95	5.159	11:09:14.031
4 -	41.376	46.227	43.035	2:10.638	81.81	2.122	11:11:24.669
5 -	42.263	46.627	43.269	2:12.159	80.87	3.643	11:13:36.828
6 -	41.795	45.808	42.733	2:10.336 **(3)**	82.00	1.820	11:15:47.164
7 -	41.376	46.079	46.469	2:13.924	79.80	5.408	11:18:01.088
8 -	***40.682***	45.847	42.669	2:09.198 **(2)**	82.72	0.682	11:20:10.286
9 -	40.733	***45.395***	***42.388***	***2:08.516*** **(1)**	***83.16***		***11:22:18.802***

P12 52 AM Darren LABBETT Boxster 986S

IDEAL LAP TIME : 2:09.150 BEST LAP TIME : 2:09.658 DIFFERENCE : 0.508

LAP	SECTOR 1	SECTOR 2	SECTOR 3	LAP TIME	MPH	DIFF	TIME OF DAY
1 -	OUTLAP	53.195	48.156	2:34.383	69.23	24.725	11:04:38.459
2 -	42.592	47.958	45.004	~~2:15.554~~ **D**	78.84	5.896	11:06:54.013
3 -	41.340	46.522	43.804	2:11.666	81.17	2.008	11:09:05.679
4 -	41.396	46.343	43.653	~~2:11.392~~ **D**	81.34	1.734	11:11:17.071
5 -	41.635	46.360	43.403	2:11.398	81.34	1.740	11:13:28.469
6 -	41.074	46.372	43.331	2:10.777 **(3)**	81.72	1.119	11:15:39.246
7 -	40.860	***45.899***	42.899	***2:09.658*** **(1)**	***82.43***		***11:17:48.904***
8 -	40.936	46.023	43.069	2:10.028 **(2)**	82.19	0.370	11:19:58.932
9 -	***40.459***	45.940	***42.792***	~~2:09.191~~ **D**	82.73		11:22:08.123

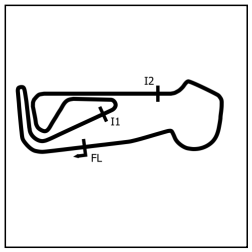

2024 Porsche Club Championship with Pirelli

QUALIFYING - RACE 12 - SECTOR ANALYSIS

SECTOR 1 = FL to I1, SECTOR 2 = I1 to I2, SECTOR 3 = I2 to FL, DIFF = Difference To Personal Best Lap, P = Crossed Finish Line in Pit Lane, D = Time Disallowed

P13 44 AM Andrew PORTER — Boxster 986S

IDEAL LAP TIME : BEST LAP TIME : 2:10.045 DIFFERENCE :

LAP	SECTOR 1	SECTOR 2	SECTOR 3	LAP TIME		MPH	DIFF	TIME OF DAY
1 -				2:14.765		79.30	4.720	11:06:54.841
2 -				2:12.015		80.96	1.970	11:09:06.856
3 -				2:10.842	(3)	81.68	0.797	11:11:17.698
4 -				2:15.019		79.15	4.974	11:13:32.717
5 -				2:13.085		80.31	3.040	11:15:45.802
6 -				2:10.952		81.61	0.907	11:17:56.754
7 -				2:10.607	(2)	81.83	0.562	11:20:07.361
8 -				***2:10.045***	***(1)***	***82.18***		***11:22:17.406***

P14 70 AM Angus ARCHER — Boxster 986S

IDEAL LAP TIME : 2:10.070 BEST LAP TIME : 2:10.717 DIFFERENCE : 0.647

LAP	SECTOR 1	SECTOR 2	SECTOR 3	LAP TIME		MPH	DIFF	TIME OF DAY
1 -	OUTLAP	52.863	48.967	2:34.315		69.26	23.598	11:04:42.025
2 -	42.788	48.210	44.451	2:15.449	(3)	78.90	4.732	11:06:57.474
3 -	41.292	***46.392***	43.457	2:11.141	(2)	81.50	0.424	11:09:08.615
4 -	40.950	46.488	43.279	***2:10.717***	***(1)***	***81.76***		***11:11:19.332***
5 -	43.850	51.056	44.842	2:19.748		76.48	9.031	11:13:39.080
6 -	41.357	47.775	47.189	~~2:16.321~~	D	78.40	5.604	11:15:55.401
7 -	41.972	47.940	47.096	2:17.008		78.01	6.291	11:18:12.409
8 -	41.428	49.509	45.798	2:16.735		78.16	6.018	11:20:29.144
9 -	***40.819***	46.412	***42.859***	~~2:10.090~~	D	82.15		11:22:39.234

P15 24 AM Carl HAZELTON — Boxster 986S

IDEAL LAP TIME : 2:11.510 BEST LAP TIME : 2:11.510 DIFFERENCE : 0.000

LAP	SECTOR 1	SECTOR 2	SECTOR 3	LAP TIME		MPH	DIFF	TIME OF DAY
1 -	OUTLAP	55.582	51.694	2:40.939		66.41	29.429	11:04:52.041
2 -	47.180	50.882	48.252	2:26.314		73.04	14.804	11:07:18.355
3 -	43.019	47.851	46.172	2:17.042		77.99	5.532	11:09:35.397
4 -	42.064	46.929	44.906	2:13.899	(3)	79.82	2.389	11:11:49.296
5 -	43.770	48.436	46.145	2:18.351		77.25	6.841	11:14:07.647
6 -	43.228	46.967	46.033	2:16.228		78.45	4.718	11:16:23.875
7 -	41.830	47.039	44.405	2:13.274	(2)	80.19	1.764	11:18:37.149
8 -	41.516	46.190	44.800	~~2:12.506~~	D	80.66	0.996	11:20:49.655
9 -	***41.495***	***46.060***	***43.955***	***2:11.510***	***(1)***	***81.27***		***11:23:01.165***

P16 5 AM Brian RICHARDSON — Boxster 986

IDEAL LAP TIME : 2:13.045 BEST LAP TIME : 2:13.489 DIFFERENCE : 0.444

LAP	SECTOR 1	SECTOR 2	SECTOR 3	LAP TIME		MPH	DIFF	TIME OF DAY
1 -	OUTLAP	55.706	50.468	2:40.173		66.72	26.684	11:05:05.099
2 -	43.212	48.390	45.844	2:17.446		77.76	3.957	11:07:22.545
3 -	42.123	47.529	45.182	2:14.834	(3)	79.26	1.345	11:09:37.379
4 -	***41.620***	47.014	44.855	***2:13.489***	***(1)***	***80.06***		***11:11:50.868***
5 -	47.736	48.327	45.494	2:21.557		75.50	8.068	11:14:12.425
6 -	42.183	47.472	IN PIT	3:16.843	P	54.29	1:03.354	11:17:29.268
7 -	OUTLAP	47.908	45.804	2:20.201		76.23	6.712	11:19:49.469
8 -	42.091	***47.004***	***44.421***	2:13.516	(2)	80.05	0.027	11:22:02.985

P17 56 AM Jason BROWN — Boxster 986S

IDEAL LAP TIME : 2:13.470 BEST LAP TIME : 2:14.214 DIFFERENCE : 0.744

LAP	SECTOR 1	SECTOR 2	SECTOR 3	LAP TIME		MPH	DIFF	TIME OF DAY
1 -	44.217	48.353	47.017	2:19.587		76.56	5.373	11:07:26.319
2 -	42.365	47.766	44.794	2:14.925	(3)	79.21	0.711	11:09:41.244
3 -	42.090	47.699	44.744	2:14.533	(2)	79.44	0.319	11:11:55.777
4 -	45.456	47.531	***44.513***	2:17.500		77.73	3.286	11:14:13.277
5 -	41.750	47.695	44.769	***2:14.214***	***(1)***	***79.63***		***11:16:27.491***
6 -	***41.675***	***47.282***	IN PIT	4:07.979	P	43.10	1:53.765	11:20:35.470

Weather / Track : Cloudy / Dry

Snetterton 300: 2.9689 miles
Date: 06/10/2024 Start: 11:01 Finish: 11:21

2024 Porsche Club Championship with Pirelli

QUALIFYING - RACE 12 - SECTOR ANALYSIS

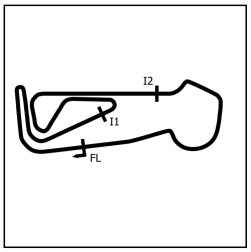

SECTOR 1 = FL to I1, SECTOR 2 = I1 to I2, SECTOR 3 = I2 to FL, DIFF = Difference To Personal Best Lap, P = Crossed Finish Line in Pit Lane, D = Time Disallowed

P18 28 AM Jessica WILKINSON Boxster 986S

IDEAL LAP TIME : 2:21.741 BEST LAP TIME : 3:04.949 DIFFERENCE : 43.208

LAP	SECTOR 1	SECTOR 2	SECTOR 3	LAP TIME		MPH	DIFF	TIME OF DAY
1 -	OUTLAP	54.300	***49.174***	2:36.750		68.18		11:05:00.718
2 -	***44.154***	***48.413***	IN PIT	4:54.098	**P**	36.34	1:49.149	11:09:54.816
3 -	OUTLAP	1:04.650	1:03.449	3:05.372		57.65	0.423	11:13:00.188
4 -	1:00.730	1:03.639	1:00.580	***3:04.949***	**(1)**	***57.78***		***11:16:05.137***

Weather / Track : Cloudy / Dry

Snetterton 300: 2.9689 miles
Date: 06/10/2024 Start: 11:01 Finish: 11:21

2024 Porsche Club Championship with Pirelli

QUALIFYING - RACE 12 - BEST SECTORS

SECTOR 1				SECTOR 2				SECTOR 3			
POS	NO	NAME	TIME	NO	NAME	TIME		NO	NAME	TIME	
1	144	MCALEER	38.394	14	MCALEER	43.378		80	CALEY	40.785	
2	14	MCALEER	38.424	144	MCALEER	43.644		11	CALEY	41.094	
3	11	CALEY	38.674	23	CLARK	43.785		7	WALKER	41.094	
4	23	CLARK	38.755	11	CALEY	43.796		14	MCALEER	41.147	
5	7	WALKER	38.784	80	CALEY	44.085		23	CLARK	41.235	
6	80	CALEY	38.877	7	WALKER	44.229		144	MCALEER	41.279	
7	9	DYER	39.082	32	HAYES	44.472		9	DYER	41.438	
8	32	HAYES	39.199	9	DYER	44.639		32	HAYES	42.010	
9	74	BRYAN	39.296	74	BRYAN	44.785		74	BRYAN	42.165	
10	10	MORRIS	40.092	10	MORRIS	44.874		69	CHATHAM	42.388	
11	52	LABBETT	40.459	69	CHATHAM	45.395		52	LABBETT	42.792	
12	69	CHATHAM	40.682	52	LABBETT	45.899		10	MORRIS	42.813	
13	70	ARCHER	40.819	24	HAZELTON	46.060		70	ARCHER	42.859	
14	24	HAZELTON	41.495	70	ARCHER	46.392		24	HAZELTON	43.955	
15	5	RICHARDSON	41.620	5	RICHARDSON	47.004		5	RICHARDSON	44.421	
16	56	BROWN	41.675	56	BROWN	47.282		56	BROWN	44.513	
17	28	WILKINSON	44.154	28	WILKINSON	48.413		28	WILKINSON	49.174	
18											

IDEAL / BEST COMPARISON					
POS	NO	NAME	IDEAL	BEST	DIFF
		PERFECT LAP	2:02.557		
1	14	MCALEER	2:02.949	2:03.117	0.168
2	144	MCALEER	2:03.317	2:03.681	0.364
3	11	CALEY	2:03.564	2:03.828	0.264
4	80	CALEY	2:03.747	2:03.759	0.012
5	23	CLARK	2:03.775	2:04.177	0.402
6	7	WALKER	2:04.107	2:04.371	0.264
7	9	DYER	2:05.159	2:05.976	0.817
8	32	HAYES	2:05.681	2:05.808	0.127
9	74	BRYAN	2:06.246	2:06.610	0.364
10	10	MORRIS	2:07.779	2:08.069	0.290
11	69	CHATHAM	2:08.465	2:08.516	0.051
12	52	LABBETT	2:09.150	2:09.658	0.508
13	70	ARCHER	2:10.070	2:10.717	0.647
14	24	HAZELTON	2:11.510	2:11.510	0.000
15	5	RICHARDSON	2:13.045	2:13.489	0.444
16	56	BROWN	2:13.470	2:14.214	0.744
17	28	WILKINSON	2:21.741	3:04.949	43.208
18	44	PORTER		2:10.045	

Weather / Track : Cloudy / Dry

Snetterton 300: 2.9689 miles
Date: 06/10/2024 Start: 11:01 Finish: 11:21

Results can be found at www.tsl-timing.com

Printed - 11:25 Sunday, 06 October 2024

2024 Porsche Club Championship with Pirelli

QUALIFYING - RACE 12 - STATISTICS

Competitors Started	18
Planned Start	2024-10-06 @ 11:05:00.000
Actual Start	2024-10-06 @ 11:01:43.908
Finish Time	2024-10-06 @ 11:21:47.091
Track Length	2.9689mi.
Total Laps	153
Total Distance Covered	454.2434mi.

Session Fastest Lap History

NO	CL	NAME	LAP TIME	TIME OF DAY	LAP	VEHICLE
80	CH	**Bill CALEY**	**2:07.021**	11:06:25.340	2	Cayman
80	CH	**Bill CALEY**	**2:05.412**	11:08:30.752	3	Cayman
23	CH	**Simon CLARK**	**2:04.664**	11:08:36.847	3	997 Carrera S
80	CH	**Bill CALEY**	**2:03.973**	11:10:34.725	4	Cayman
11	CH	**James CALEY**	**2:03.828**	11:10:44.402	4	997 C2S
144	CH	**Jake MCALEER**	**2:03.681**	11:19:23.168	8	997
14	CH	**Mark MCALEER**	**2:03.117**	11:20:31.416	8	997

Flag History

TYPE	TIME OF DAY
GREEN	11:01:43.908
FINISH	11:21:47.091

Flag Statistics

TYPE	COUNT	TOTAL LAPS	TOTAL TIME
Green	1	10	22:17.888
Red	0	0	0.000
Safety Car	0	0	0.000
FCY	0	0	0.000

Weather / Track : Cloudy / Dry

Snetterton 300: 2.9689 miles
Date: 06/10/2024 Start: 11:01 Finish: 11:21

2024 Porsche Club Championship with Pirelli

QUALIFYING - RACE 12 - STATISTICS

CLASS : CH

10 Starters

Fastest Lap History

NO	NAME	LAP TIME	TIME OF DAY	LAP	VEHICLE
80	**Bill CALEY**	**2:07.021**	11:06:25.340	2	Cayman
80	**Bill CALEY**	**2:05.412**	11:08:30.752	3	Cayman
23	**Simon CLARK**	**2:04.664**	11:08:36.847	3	997 Carrera S
80	**Bill CALEY**	**2:03.973**	11:10:34.725	4	Cayman
11	**James CALEY**	**2:03.828**	11:10:44.402	4	997 C2S
144	**Jake MCALEER**	**2:03.681**	11:19:23.168	8	997
14	**Mark MCALEER**	**2:03.117**	11:20:31.416	8	997

Weather / Track : Cloudy / Dry

Snetterton 300: 2.9689 miles
Date: 06/10/2024 Start: 11:01 Finish: 11:21

2024 Porsche Club Championship with Pirelli

QUALIFYING - RACE 12 - STATISTICS

CLASS : AM

8 Starters

Fastest Lap History

NO	NAME	LAP TIME	TIME OF DAY	LAP	VEHICLE
44	**Andrew PORTER**	**2:14.765**	11:06:54.841	1	Boxster 986S
52	**Darren LABBETT**	**2:11.666**	11:09:05.687	3	Boxster 986S
70	**Angus ARCHER**	**2:11.141**	11:09:08.635	3	Boxster 986S
44	**Andrew PORTER**	**2:10.842**	11:11:17.698	3	Boxster 986S
70	**Angus ARCHER**	**2:10.717**	11:11:19.353	4	Boxster 986S
69	**Oliver CHATHAM**	**2:10.638**	11:11:24.688	4	Boxster 986S
69	**Oliver CHATHAM**	**2:10.336**	11:15:47.182	6	Boxster 986S
52	**Darren LABBETT**	**2:09.658**	11:17:48.911	7	Boxster 986S
69	**Oliver CHATHAM**	**2:09.198**	11:20:10.304	8	Boxster 986S
69	**Oliver CHATHAM**	**2:08.516**	11:22:18.821	9	Boxster 986S

Weather / Track : Cloudy / Dry

Snetterton 300: 2.9689 miles
Date: 06/10/2024 Start: 11:01 Finish: 11:21

2024 Porsche Club Championship with Pirelli

RACE 12 - CLASSIFICATION - AMENDED

Race Distance: 12 Laps / 35.62 miles

POS	NO	CL	PIC	NAME	ENTRY	LAPS	TIME	GAP	DIFF	MPH	BEST	ON	GRD	↑↓
1	**144**	CH	1	**Jake MCALEER**	997	**12**	25:17.681			84.50	**2:04.132**	10	2	1
2	**80**	CH	2	**Bill CALEY**	Cayman	**12**	25:18.321	**0.640**	0.640	84.47	**2:03.896**	10	3	1
3	**9**	CH	3	**Chris DYER**	Cayman 987.2	**12**	25:24.758	**7.077**	6.437	84.11	**2:04.781**	8	8	5
4	**11**	CH	4	**James CALEY**	997 C2S	**12**	25:26.807	**9.126**	2.049	84.00	**2:04.825**	8	4	0
5	**23**	CH	5	**Simon CLARK**	997 Carrera S	**12**	25:27.398	**9.717**	0.591	83.97	**2:05.103**	12	5	0
6	**7**	CH	6	**Christian WALKER**	Cayman S	**12**	25:29.984	**12.303**	2.586	83.82	**2:05.334**	9	6	0
7	**32**	CH	7	**Ed HAYES**	987 Cayman S	**12**	25:34.394	**16.713**	4.410	83.58	**2:05.492**	9	7	0
8	**14**	CH	8	**Mark MCALEER**	997	**12**	25:41.221	**23.540**	6.827	83.21	**2:05.109**	8	1	-7
9	**10**	CH	9	**Julian MORRIS**	997	**12**	26:01.249	**43.568**	20.028	82.15	**2:08.046**	5	10	1
10	**69**	AM	1	**Oliver CHATHAM**	Boxster 986S	**12**	26:28.450	**1:10.769**	27.201	80.74	**2:08.905**	7	11	1
11	**44***	AM	2	**Andrew PORTER**	Boxster 986S	**12**	26:36.266	**1:18.585**	7.816	80.34	**2:10.800**	4	13	2
12	**52**	AM	3	**Darren LABBETT**	Boxster 986S	**12**	26:47.129	**1:29.448**	10.863	79.80	**2:11.090**	11	12	0
13	**56***	AM	4	**Jason BROWN**	Boxster 986S	**11**	25:45.650	**1 Lap**	1 Lap	76.06	**2:14.577**	6	16	3
14	**24**	AM	5	**Carl HAZELTON**	Boxster 986S	**11**	26:37.373	**1 Lap**	51.723	73.60	**2:17.538**	8	18	4

NOT CLASSIFIED

DNF	**74**	CH		**Jim BRYAN**	996	**4**	8:49.644	**8 Laps**	7 Laps	80.71	**2:09.055**	4	9	
DNF	**5**	AM		**Brian RICHARDSON**	Boxster 986	**4**	9:14.743	**8 Laps**	25.099	77.06	**2:15.514**	4	15	
DNF	**28**	AM		**Jessica WILKINSON**	Boxster 986S	**1**	2:29.420	**11 Laps**	3 Laps	71.53	**2:29.420**	1	17	
DQ	**70***	AM		**Angus ARCHER**	Boxster 986S								14	

FASTEST LAP

80	CH	**Bill CALEY**	Cayman	**10**	2:03.896	86.26 mph	138.83 kph
69	AM	**Oliver CHATHAM**	Boxster 986S	**7**	2:08.905	82.91 mph	133.43 kph

Comments:
***Car 44 - still no working transponder. please fix for you next session or you will not be timed Q12.8.1 applies**
*** Car 56 - please check position of transponder has clear view of tarmac - not picking up over finish line**
*** Car 70 - disqualified from meeting for contravening post race scrutineering**

Weather / Track : Cloudy / Dry
These results are provisional until the conclusion of any judicial and technical matters.

Date: 06/10/2024 Start: 15:08 Finish: 15:33
Snetterton 300: 2.9689 miles

Clerk Of Course: Andy Stevens	Stewards:	Timekeeper: Rob Cook	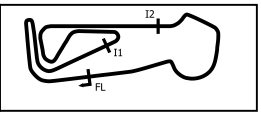

Results can be found at www.tsl-timing.com

Printed - 10:24 Monday, 07 October 2024

2024 Porsche Club Championship with Pirelli

RACE 12 - GRID (25 minutes)

ROW 11	21	56	Jason BROWN	2:14.214	22	28	Jessica WILKINSON	3:04.949
ROW 10	19	24	Carl HAZELTON	2:11.510	20	5	Brian RICHARDSON	2:13.489
ROW 9	17	44	Andrew PORTER	2:10.045	18	70	Angus ARCHER	2:10.717
ROW 8	15	69	Oliver CHATHAM	2:08.516	16	52	Darren LABBETT	2:09.658
ROW 7								
ROW 6								
ROW 5	9	74	Jim BRYAN	2:06.610	10	10	Julian MORRIS	2:08.069
ROW 4	7	32	Ed HAYES	2:05.808	8	9	Chris DYER	2:05.976
ROW 3	5	23	Simon CLARK	2:04.177	6	7	Christian WALKER	2:04.371
ROW 2	3	80	Bill CALEY	2:03.759	4	11	James CALEY	2:03.828
ROW 1	1	14	Mark MCALEER	2:03.117	2	144	Jake MCALEER	2:03.681

Pole

These results are provisional until the conclusion of any judicial and technical matters.

Snetterton 300: 2.9689 miles

Clerk Of Course: Andy Stevens	Stewards:	Timekeeper: Rob Cook	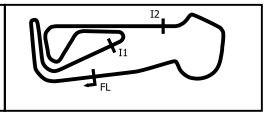

Results can be found at www.tsl-timing.com

Printed - 11:27 Sunday, 06 October 2024

2024 Porsche Club Championship with Pirelli

RACE 12 - GRID (25 minutes) - AMENDED

ROW 14	27	24	Carl HAZELTON			
			10 second delay			
ROW 13						
ROW 12						
ROW 11	21	28	Jessica WILKINSON	3:04.949		
ROW 10	19	5	Brian RICHARDSON	2:13.489	20	56 Jason BROWN 2:14.214
ROW 9	17	44	Andrew PORTER	2:10.045	18	70 Angus ARCHER 2:10.717
ROW 8	15	69	Oliver CHATHAM	2:08.516	16	52 Darren LABBETT 2:09.658
ROW 7						
ROW 6						
ROW 5	9	74	Jim BRYAN	2:06.610	10	10 Julian MORRIS 2:08.069
ROW 4	7	32	Ed HAYES	2:05.808	8	9 Chris DYER 2:05.976
ROW 3	5	23	Simon CLARK	2:04.177	6	7 Christian WALKER 2:04.371
ROW 2	3	80	Bill CALEY	2:03.759	4	11 James CALEY 2:03.828
ROW 1	1	14	Mark MCALEER	2:03.117	2	144 Jake MCALEER 2:03.681
		Pole				

Comments:
***Car 24 - permitted to start back of grid**

These results are provisional until the conclusion of any judicial and technical matters.

Snetterton 300: 2.9689 miles

Clerk Of Course: Andy Stevens	Stewards:	Timekeeper: Rob Cook	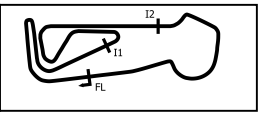

Results can be found at www.tsl-timing.com

Printed - 13:50 Sunday, 06 October 2024

2024 Porsche Club Championship with Pirelli

RACE 12 - CLASSIFICATION

Race Distance: 12 Laps / 35.62 miles

POS	NO	CL	PIC	NAME	ENTRY	LAPS	TIME	GAP	DIFF	MPH	BEST	ON	GRD	↑↓
1	**144**	CH	1	**Jake MCALEER**	997	**12**	25:17.681			84.50	**2:04.132**	10	2	1
2	**80**	CH	2	**Bill CALEY**	Cayman	**12**	25:18.321	**0.640**	0.640	84.47	**2:03.896**	10	3	1
3	**9**	CH	3	**Chris DYER**	Cayman 987.2	**12**	25:24.758	**7.077**	6.437	84.11	**2:04.781**	8	8	5
4	**11**	CH	4	**James CALEY**	997 C2S	**12**	25:26.807	**9.126**	2.049	84.00	**2:04.825**	8	4	0
5	**23**	CH	5	**Simon CLARK**	997 Carrera S	**12**	25:27.398	**9.717**	0.591	83.97	**2:05.103**	12	5	0
6	**7**	CH	6	**Christian WALKER**	Cayman S	**12**	25:29.984	**12.303**	2.586	83.82	**2:05.334**	9	6	0
7	**32**	CH	7	**Ed HAYES**	987 Cayman S	**12**	25:34.394	**16.713**	4.410	83.58	**2:05.492**	9	7	0
8	**14**	CH	8	**Mark MCALEER**	997	**12**	25:41.221	**23.540**	6.827	83.21	**2:05.109**	8	1	-7
9	**10**	CH	9	**Julian MORRIS**	997	**12**	26:01.249	**43.568**	20.028	82.15	**2:08.046**	5	10	1
10	**69**	AM	1	**Oliver CHATHAM**	Boxster 986S	**12**	26:28.450	**1:10.769**	27.201	80.74	**2:08.905**	7	11	1
11	**44***	AM	2	**Andrew PORTER**	Boxster 986S	**12**	26:36.266	**1:18.585**	7.816	80.34	**2:10.800**	4	13	2
12	**70**	AM	3	**Angus ARCHER**	Boxster 986S	**12**	26:38.437	**1:20.756**	2.171	80.23	**2:11.345**	4	14	2
13	**52**	AM	4	**Darren LABBETT**	Boxster 986S	**12**	26:47.129	**1:29.448**	8.692	79.80	**2:11.090**	11	12	-1
14	**56***	AM	5	**Jason BROWN**	Boxster 986S	**11**	25:45.650	**1 Lap**	1 Lap	76.06	**2:14.577**	6	16	2
15	**24**	AM	6	**Carl HAZELTON**	Boxster 986S	**11**	26:37.373	**1 Lap**	51.723	73.60	**2:17.538**	8	18	3

NOT CLASSIFIED

DNF	**74**	CH		**Jim BRYAN**	996	**4**	8:49.644	**8 Laps**	7 Laps	80.71	**2:09.055**	4	9	
DNF	**5**	AM		**Brian RICHARDSON**	Boxster 986	**4**	9:14.743	**8 Laps**	25.099	77.06	**2:15.514**	4	15	
DNF	**28**	AM		**Jessica WILKINSON**	Boxster 986S	**1**	2:29.420	**11 Laps**	3 Laps	71.53	**2:29.420**	1	17	

FASTEST LAP

80	CH	**Bill CALEY**	Cayman	**10**	2:03.896	86.26 mph	138.83 kph
69	AM	**Oliver CHATHAM**	Boxster 986S	**7**	2:08.905	82.91 mph	133.43 kph

Comments:
***Car 44 - still no working transponder. please fix for you next session or you will not be timed Q12.8.1 applies**
*** Car 56 - please check position of transponder has clear view of tarmac - not picking up over finish line**

Weather / Track : Cloudy / Dry
These results are provisional until the conclusion of any judicial and technical matters.

Date: 06/10/2024 Start: 15:08 Finish: 15:33
Snetterton 300: 2.9689 miles

Clerk Of Course: Andy Stevens	Stewards:	Timekeeper: Rob Cook	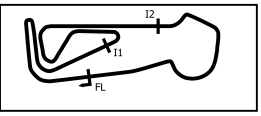

2024 Porsche Club Championship with Pirelli

RACE 12 - BEST SECTORS

	SECTOR 1			SECTOR 2			SECTOR 3		
POS	NO	NAME	TIME	NO	NAME	TIME	NO	NAME	TIME
1	80	CALEY	38.606	144	MCALEER	43.809	80	CALEY	41.074
2	144	MCALEER	38.614	9	DYER	43.899	11	CALEY	41.335
3	9	DYER	38.882	80	CALEY	43.906	144	MCALEER	41.480
4	14	MCALEER	38.963	11	CALEY	44.036	7	WALKER	41.483
5	7	WALKER	38.974	14	MCALEER	44.054	9	DYER	41.540
6	11	CALEY	38.987	23	CLARK	44.108	23	CLARK	41.641
7	23	CLARK	39.020	32	HAYES	44.384	32	HAYES	41.670
8	32	HAYES	39.342	7	WALKER	44.529	14	MCALEER	41.804
9	10	MORRIS	39.764	10	MORRIS	45.096	10	MORRIS	42.422
10	74	BRYAN	39.927	69	CHATHAM	45.591	69	CHATHAM	42.429
11	69	CHATHAM	40.267	74	BRYAN	45.808	74	BRYAN	43.230
12	52	LABBETT	40.899	52	LABBETT	46.047	52	LABBETT	43.354
13	70	ARCHER	40.939	70	ARCHER	46.521	70	ARCHER	43.555
14	56	BROWN	42.016	5	RICHARDSON	47.311	56	BROWN	44.996
15	5	RICHARDSON	42.174	56	BROWN	47.517	5	RICHARDSON	45.075
16	24	HAZELTON	42.835	24	HAZELTON	47.724	24	HAZELTON	46.282
17				28	WILKINSON	48.258	28	WILKINSON	47.433
18									

IDEAL / BEST COMPARISON					
POS	NO	NAME	IDEAL	BEST	DIFF
		PERFECT LAP	2:03.489		
1	80	CALEY	2:03.586	2:03.896	0.310
2	144	MCALEER	2:03.903	2:04.132	0.229
3	9	DYER	2:04.321	2:04.781	0.460
4	11	CALEY	2:04.358	2:04.825	0.467
5	23	CLARK	2:04.769	2:05.103	0.334
6	14	MCALEER	2:04.821	2:05.109	0.288
7	7	WALKER	2:04.986	2:05.334	0.348
8	32	HAYES	2:05.396	2:05.492	0.096
9	10	MORRIS	2:07.282	2:08.046	0.764
10	69	CHATHAM	2:08.287	2:08.905	0.618
11	74	BRYAN	2:08.965	2:09.055	0.090
12	52	LABBETT	2:10.300	2:11.090	0.790
13	70	ARCHER	2:11.015	2:11.345	0.330
14	56	BROWN	2:14.529	2:14.577	0.048
15	5	RICHARDSON	2:14.560	2:15.514	0.954
16	24	HAZELTON	2:16.841	2:17.538	0.697
17	44	PORTER		2:10.800	
18	28	WILKINSON		2:29.420	

Weather / Track : Cloudy / Dry

Snetterton 300: 2.9689 miles
Date: 06/10/2024 Start: 15:08 Finish: 15:33

Results can be found at www.tsl-timing.com

Printed - 15:37 Sunday, 06 October 2024

2024 Porsche Club Championship with Pirelli

RACE 12 - LAP CHART

LAP 1		@ 15:10:31.527
NO	BEHIND	LAP TIME
14		2:15.890
144	0.724	2:16.614
80	1.051	2:16.941
11	1.636	2:17.526
7	2.256	2:18.146
9	2.621	2:18.511
23	2.877	2:18.767
32	3.780	2:19.670
74	5.079	2:20.969
10	5.287	2:21.177
52	8.457	2:24.347
44	8.615	2:24.505
70	8.864	2:24.754
5	11.414	2:27.304
28	13.530	2:29.420
69	19.989	2:35.879
56	42.228	2:58.118
24	54.764	3:10.654

LAP 2		@ 15:12:39.303
NO	BEHIND	LAP TIME
14		2:07.776
144	0.135	2:07.187
80	0.570	2:07.295
7	1.200	2:06.720
9	1.512	2:06.667
11	1.542	2:07.682
23	1.753	2:06.652
32	4.082	2:08.078
74	7.495	2:10.192
10	7.925	2:10.414
70	12.811	2:11.723
44	13.858	2:13.019
5	19.575	2:15.937
69	25.688	2:13.475
52	27.588	2:26.907
56	55.445	2:20.993
24	1:10.394	2:23.406

LAP 3		@ 15:14:46.955
NO	BEHIND	LAP TIME
14		2:07.652
144	0.382	2:07.899
80	1.015	2:08.097
7	1.185	2:07.637
9	1.224	2:07.364
11	1.591	2:07.701
23	2.086	2:07.985
32	4.630	2:08.200
74	9.271	2:09.428
10	9.553	2:09.280
70	16.534	2:11.375
44	17.664	2:11.458
5	27.911	2:15.988
69	28.102	2:10.066
52	32.269	2:12.333
56	1:04.525	2:16.732
24	1:22.221	2:19.479

LAP 4		@ 15:16:52.364
NO	BEHIND	LAP TIME
14		2:05.409
144	0.743	2:05.770
80	1.580	2:05.974
9	1.767	2:05.952
7	1.983	2:06.207
11	3.021	2:06.839
23	3.389	2:06.712
32	5.709	2:06.488
74	12.917	2:09.055
10	13.254	2:09.110
70	22.470	2:11.345
44	23.055	2:10.800
69	31.903	2:09.210
5	38.016	2:15.514
52	38.290	2:11.430
56	1:15.783	2:16.667
24	1:48.477	2:31.665

LAP 5		@ 15:18:57.938
NO	BEHIND	LAP TIME
14		2:05.574
144	0.369	2:05.200
80	0.656	2:04.650
9	2.169	2:05.976
7	2.417	2:06.008
11	2.976	2:05.529
23	3.346	2:05.531
32	7.245	2:07.110
10	15.726	2:08.046
70	28.253	2:11.357
44	28.416	2:10.935
69	36.253	2:09.924
52	44.591	2:11.875
56	1:25.581	2:15.372
24	2:02.711	2:19.808

Weather / Track : Cloudy / Dry

Snetterton 300: 2.9689 miles
Date: 06/10/2024 Start: 15:08 Finish: 15:33

2024 Porsche Club Championship with Pirelli

RACE 12 - LAP CHART

LAP 6		@ 15:21:03.255
NO	BEHIND	LAP TIME
14		2:05.317
144	0.552	2:05.500
80	1.018	2:05.679
9	1.799	2:04.947
7	3.181	2:06.081
11	3.679	2:06.020
23	3.979	2:05.950
32	8.188	2:06.260
10	19.341	2:08.932
44	35.235	2:12.136
70	36.124	2:13.188
69	40.636	2:09.700
52	50.407	2:11.133
56	1:34.841	2:14.577

LAP 7		@ 15:23:08.606
NO	BEHIND	LAP TIME
14		2:05.351
144	0.675	2:05.474
80	1.011	2:05.344
9	1.740	2:05.292
11	3.618	2:05.290
7	5.073	2:07.243
23	5.518	2:06.890
32	9.458	2:06.621
24	1 Lap	2:22.195
10	23.267	2:09.277
44	41.822	2:11.938
70	42.493	2:11.720
69	44.190	2:08.905
52	56.852	2:11.796
56	1:45.198	2:15.708

LAP 8		@ 15:25:13.715
NO	BEHIND	LAP TIME
14		2:05.109
144	0.490	2:04.924
80	1.049	2:05.147
9	1.412	2:04.781
11	3.334	2:04.825
7	5.681	2:05.717
23	6.050	2:05.641
32	10.450	2:06.101
10	27.555	2:09.397
24	1 Lap	2:18.554
44	48.075	2:11.362
69	48.210	2:09.129
70	50.216	2:12.832
52	1:03.149	2:11.406
56	1:55.615	2:15.526

LAP 9		@ 15:27:19.784
NO	BEHIND	LAP TIME
144		2:05.579
80	0.846	2:05.866
14	2.297	2:08.366
9	2.502	2:07.159
11	2.678	2:05.413
7	4.946	2:05.334
23	5.368	2:05.387
32	9.873	2:05.492
10	30.641	2:09.155
24	1 Lap	2:17.538
69	51.524	2:09.383
44	54.063	2:12.057
70	56.426	2:12.279
52	1:08.769	2:11.689

LAP 10		@ 15:29:23.916
NO	BEHIND	LAP TIME
144		2:04.132
80	0.610	2:03.896
56	1 Lap	2:15.387
9	4.929	2:06.559
14	6.816	2:08.651
11	7.436	2:08.890
23	7.868	2:06.632
7	9.151	2:08.337
32	11.461	2:05.720
10	36.135	2:09.626
24	1 Lap	2:18.165
69	57.112	2:09.720
44	1:02.322	2:12.391
70	1:04.878	2:12.584
52	1:16.307	2:11.670

Weather / Track : Cloudy / Dry

Snetterton 300: 2.9689 miles
Date: 06/10/2024 Start: 15:08 Finish: 15:33

2024 Porsche Club Championship with Pirelli

RACE 12 - LAP CHART

LAP 11		@ 15:31:28.854
NO	BEHIND	LAP TIME
144		2:04.938
80	0.827	2:05.155
9	6.398	2:06.407
11	8.129	2:05.631
23	9.078	2:06.148
7	10.161	2:05.948
14	14.048	2:12.170
32	14.448	2:07.925
56	1 Lap	2:20.742
10	39.931	2:08.734
69	1:02.185	2:10.011
24	1 Lap	2:18.169
44	1:09.474	2:12.090
70	1:12.286	2:12.346
52	1:22.459	2:11.090

LAP 12		@ 15:33:33.318
NO	BEHIND	LAP TIME
144		2:04.464
80	0.640	2:04.277
9	7.077	2:05.143
11	9.126	2:05.461
23	9.717	2:05.103
7	12.303	2:06.606
32	16.713	2:06.729
14	23.540	2:13.956
56	1 Lap	2:15.828
10	43.568	2:08.101
69	1:10.769	2:13.048
44	1:18.585	2:13.575
24	1 Lap	2:17.740
70	1:20.756	2:12.934
52	1:29.448	2:11.453

Weather / Track : Cloudy / Dry

Snetterton 300: 2.9689 miles
Date: 06/10/2024 Start: 15:08 Finish: 15:33

2024 Porsche Club Championship with Pirelli

RACE 12 - POSITION CHART WITH INTERMEDIATES

No	Name	Lap / Pos	L0 - Int1-M	L0 - Int2-M	L1 - Finish	L1 - Int1-M	L1 - Int2-M	L2 - Finish	L2 - Int1-M	L2 - Int2-M	L3 - Finish	L3 - Int1-M	L3 - Int2-M	L4 - Finish	L4 - Int1-M	L4 - Int2-M	L5 - Finish	L5 - Int1-M	L5 - Int2-M	L6 - Finish	L6 - Int1-M	L6 - Int2-M	L7 - Finish	L7 - Int1-M	L7 - Int2-M	L8 - Finish	L8 - Int1-M	L8 - Int2-M	L9 - Finish	L9 - Int1-M	L9 - Int2-M	L10 - Finish	L10 - Int1-M	L10 - Int2-M
14	MCALEER	1	14	14	14	14	14	14	14	14	14	14	14	14	14	14	14	14	14	14	14	14	14	14	14	14	14	14	144	144	144	144	144	144
144	MCALEER	2	144	144	144	144	144	144	144	144	144	144	144	144	144	144	144	144	144	144	144	144	144	144	144	144	144	144	80	80	80	80	80	80
80	CALEY	3	11	80	80	80	80	80	80	80	80	80	80	80	80	80	80	80	80	80	80	80	80	80	80	80	80	80	14	9	9	9	9	9
11	CALEY	4	80	11	11	11	11	7	7	7	7	9	9	9	9	9	9	9	9	9	9	9	9	9	9	9	9	9	9	14	14	14	11	11
23	CLARK	5	7	7	7	7	7	9	9	9	9	7	7	7	7	7	7	7	7	7	7	11	11	11	11	11	11	11	11	11	11	11	23	23
7	WALKER	6	9	9	9	9	9	11	11	11	11	11	11	11	11	11	11	11	11	11	11	7	7	7	7	7	7	7	7	7	23	23	14	7
32	HAYES	7	23	23	23	23	23	23	23	23	23	23	23	23	23	23	23	23	23	23	23	23	23	23	23	23	23	23	23	23	7	7	7	14
9	DYER	8	32	32	32	32	32	32	32	32	32	32	32	32	32	32	32	32	32	32	32	32	32	32	32	32	32	32	32	32	32	32	32	32
74	BRYAN	9	74	74	74	74	74	74	74	74	74	74	74	74	74	10	10	10	10	10	10	10	10	10	10	10	10	10	10	10	10	10	10	10
10	MORRIS	10	10	10	10	10	10	10	10	10	10	10	10	10	10	70	70	70	70	44	70	70	44	70	69	44	69	69	69	69	69	69	69	69
69	CHATHAM	11	69	52	52	70	70	70	70	70	70	70	70	70	70	69	44	69	69	70	69	69	70	69	70	69	70	70	44	70	70	44	70	70
52	LABBETT	12	52	70	44	5	5	44	5	5	44	69	69	44	69	52	69	52	52	69	52	52	69	52	52	70	52	52	70	52	52	70	52	52
44	PORTER	13	70	5	70	69	69	5	69	69	5	5	5	69	52	5	52	56	56	52	56	56	52	56	56	52	56	56	52	56	56	52	56	56
70	ARCHER	14	5	28	5	52	52	69	52	52	69	52	52	5	5	56	56	24	24	56	24	24	56	24	24	56	24	24	56	24	24	56	24	24
5	RICHARDSON	15	28	69	28	56	56	52	56	56	52	56	56	52	56	24	24	24	24	24	24	24	24											
56	BROWN	16	24	24	69	24	24	56	24	24	56	24	24	56	24																			
28	WILKINSON	17	56	56	56	24	24	24																										
24	HAZELTON	18	24																															

Weather / Track : Cloudy / Dry

Snetterton 300: 2.9689 miles
Date: 06/10/2024 Start: 15:08 Finish: 15:33

2024 Porsche Club Championship with Pirelli

RACE 12 - POSITION CHART WITH INTERMEDIATES

No	Name	Lap / Pos	L11 - Finish	L11 - Int1-M	L11 - Int2-M	L12 - Finish
14	MCALEER	1	144	144	144	144
144	MCALEER	2	80	80	80	80
80	CALEY	3	9	9	9	9
11	CALEY	4	11	11	11	11
23	CLARK	5	23	23	23	23
7	WALKER	6	7	7	7	7
32	HAYES	7	14	32	32	32
9	DYER	8	32	14	14	14
74	BRYAN	9	10	10	10	10
10	MORRIS	10	69	69	69	69
69	CHATHAM	11	44	70	70	44
52	LABBETT	12	70	52	52	70
44	PORTER	13	52	52		
70	ARCHER	14	56			
5	RICHARDSON	15				
56	BROWN	16				
28	WILKINSON	17				
24	HAZELTON	18				

Weather / Track : Cloudy / Dry

Snetterton 300: 2.9689 miles
Date: 06/10/2024 Start: 15:08 Finish: 15:33

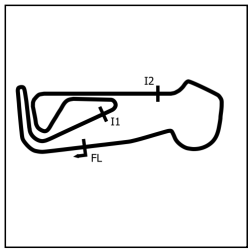

2024 Porsche Club Championship with Pirelli

RACE 12 - SECTOR ANALYSIS

SECTOR 1 = FL to I1, SECTOR 2 = I1 to I2, SECTOR 3 = I2 to FL, DIFF = Difference To Personal Best Lap, P = Crossed Finish Line in Pit Lane, D = Time Disallowed

P1 144 CH Jake MCALEER 997

IDEAL LAP TIME : 2:03.903 BEST LAP TIME : 2:04.132 DIFFERENCE : 0.229

LAP	SECTOR 1	SECTOR 2	SECTOR 3	LAP TIME	MPH	DIFF	TIME OF DAY
1 -		46.707	43.078	2:16.614	78.23	12.482	15:10:32.251
2 -	39.823	44.552	42.812	2:07.187	84.03	3.055	15:12:39.438
3 -	40.385	44.928	42.586	2:07.899	83.56	3.767	15:14:47.337
4 -	39.467	44.138	42.165	2:05.770	84.98	1.638	15:16:53.107
5 -	39.289	43.888	42.023	2:05.200	85.36	1.068	15:18:58.307
6 -	39.415	43.990	42.095	2:05.500	85.16	1.368	15:21:03.807
7 -	39.452	44.045	41.977	2:05.474	85.18	1.342	15:23:09.281
8 -	38.982	43.890	42.052	2:04.924 **(3)**	85.55	0.792	15:25:14.205
9 -	39.259	44.226	42.094	2:05.579	85.11	1.447	15:27:19.784
10 -	38.677	43.975	***41.480***	***2:04.132*** **(1)**	***86.10***		***15:29:23.916***
11 -	38.772	44.086	42.080	2:04.938	85.54	0.806	15:31:28.854
12 -	***38.614***	***43.809***	42.041	2:04.464 **(2)**	85.87	0.332	15:33:33.318

P2 80 CH Bill CALEY Cayman

IDEAL LAP TIME : 2:03.586 BEST LAP TIME : 2:03.896 DIFFERENCE : 0.310

LAP	SECTOR 1	SECTOR 2	SECTOR 3	LAP TIME	MPH	DIFF	TIME OF DAY
1 -		46.576	43.078	2:16.941	78.04	13.045	15:10:32.578
2 -	39.758	44.721	42.816	2:07.295	83.96	3.399	15:12:39.873
3 -	40.310	45.069	42.718	2:08.097	83.43	4.201	15:14:47.970
4 -	39.309	44.247	42.418	2:05.974	84.84	2.078	15:16:53.944
5 -	39.310	***43.906***	41.434	2:04.650 **(3)**	85.74	0.754	15:18:58.594
6 -	39.828	44.244	41.607	2:05.679	85.04	1.783	15:21:04.273
7 -	39.239	44.301	41.804	2:05.344	85.26	1.448	15:23:09.617
8 -	39.200	44.603	41.344	2:05.147	85.40	1.251	15:25:14.764
9 -	39.160	44.373	42.333	2:05.866	84.91	1.970	15:27:20.630
10 -	38.822	44.000	***41.074***	***2:03.896*** **(1)**	***86.26***		***15:29:24.526***
11 -	38.915	44.271	41.969	2:05.155	85.39	1.259	15:31:29.681
12 -	***38.606***	44.279	41.392	2:04.277 **(2)**	86.00	0.381	15:33:33.958

P3 9 CH Chris DYER Cayman 987.2

IDEAL LAP TIME : 2:04.321 BEST LAP TIME : 2:04.781 DIFFERENCE : 0.460

LAP	SECTOR 1	SECTOR 2	SECTOR 3	LAP TIME	MPH	DIFF	TIME OF DAY
1 -		46.820	43.669	2:18.511	77.16	13.730	15:10:34.148
2 -	39.399	44.733	42.535	2:06.667	84.37	1.886	15:12:40.815
3 -	40.411	44.836	42.117	2:07.364	83.91	2.583	15:14:48.179
4 -	39.870	***43.899***	42.183	2:05.952	84.85	1.171	15:16:54.131
5 -	39.641	44.795	***41.540***	2:05.976	84.84	1.195	15:19:00.107
6 -	38.936	44.189	41.822	2:04.947 **(2)**	85.54	0.166	15:21:05.054
7 -	39.293	44.320	41.679	2:05.292	85.30	0.511	15:23:10.346
8 -	***38.882***	44.300	41.599	***2:04.781*** **(1)**	***85.65***		***15:25:15.127***
9 -	39.449	44.452	43.258	2:07.159	84.05	2.378	15:27:22.286
10 -	40.012	44.770	41.777	2:06.559	84.45	1.778	15:29:28.845
11 -	39.466	45.090	41.851	2:06.407	84.55	1.626	15:31:35.252
12 -	39.187	44.362	41.594	2:05.143 **(3)**	85.40	0.362	15:33:40.395

Weather / Track : Cloudy / Dry

Snetterton 300: 2.9689 miles
Date: 06/10/2024 Start: 15:08 Finish: 15:33

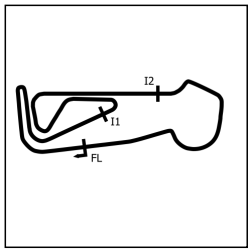

2024 Porsche Club Championship with Pirelli

RACE 12 - SECTOR ANALYSIS

SECTOR 1 = FL to I1, SECTOR 2 = I1 to I2, SECTOR 3 = I2 to FL, DIFF = Difference To Personal Best Lap, P = Crossed Finish Line in Pit Lane, D = Time Disallowed

P4 11 CH James CALEY 997 C2S

IDEAL LAP TIME : 2:04.358 BEST LAP TIME : 2:04.825 DIFFERENCE : 0.467

LAP	SECTOR 1	SECTOR 2	SECTOR 3	LAP TIME	MPH	DIFF	TIME OF DAY
1 -		47.057	43.448	2:17.526	77.71	12.701	15:10:33.163
2 -	39.626	44.824	43.232	2:07.682	83.70	2.857	15:12:40.845
3 -	40.769	44.743	42.189	2:07.701	83.69	2.876	15:14:48.546
4 -	40.243	44.593	42.003	2:06.839	84.26	2.014	15:16:55.385
5 -	39.322	44.331	41.876	2:05.529	85.14	0.704	15:19:00.914
6 -	39.135	44.479	42.406	2:06.020	84.81	1.195	15:21:06.934
7 -	39.115	44.840	***41.335***	2:05.290 **(2)**	85.30	0.465	15:23:12.224
8 -	***38.987***	44.165	41.673	***2:04.825*** **(1)**	***85.62***		***15:25:17.049***
9 -	39.085	***44.036***	42.292	2:05.413 **(3)**	85.22	0.588	15:27:22.462
10 -	40.918	45.005	42.967	2:08.890	82.92	4.065	15:29:31.352
11 -	39.621	44.189	41.821	2:05.631	85.07	0.806	15:31:36.983
12 -	39.381	44.255	41.825	2:05.461	85.19	0.636	15:33:42.444

P5 23 CH Simon CLARK 997 Carrera S

IDEAL LAP TIME : 2:04.769 BEST LAP TIME : 2:05.103 DIFFERENCE : 0.334

LAP	SECTOR 1	SECTOR 2	SECTOR 3	LAP TIME	MPH	DIFF	TIME OF DAY
1 -		46.795	43.792	2:18.767	77.02	13.664	15:10:34.404
2 -	39.786	44.790	42.076	2:06.652	84.38	1.549	15:12:41.056
3 -	40.871	44.794	42.320	2:07.985	83.51	2.882	15:14:49.041
4 -	40.065	44.525	42.122	2:06.712	84.34	1.609	15:16:55.753
5 -	39.378	***44.108***	42.045	2:05.531 **(3)**	85.14	0.428	15:19:01.284
6 -	39.203	44.395	42.352	2:05.950	84.85	0.847	15:21:07.234
7 -	39.422	45.008	42.460	2:06.890	84.23	1.787	15:23:14.124
8 -	39.104	44.506	42.031	2:05.641	85.06	0.538	15:25:19.765
9 -	39.161	44.240	41.986	2:05.387 **(2)**	85.24	0.284	15:27:25.152
10 -	39.211	44.418	43.003	2:06.632	84.40	1.529	15:29:31.784
11 -	40.289	44.218	***41.641***	2:06.148	84.72	1.045	15:31:37.932
12 -	***39.020***	44.364	41.719	***2:05.103*** **(1)**	***85.43***		***15:33:43.035***

P6 7 CH Christian WALKER Cayman S

IDEAL LAP TIME : 2:04.986 BEST LAP TIME : 2:05.334 DIFFERENCE : 0.348

LAP	SECTOR 1	SECTOR 2	SECTOR 3	LAP TIME	MPH	DIFF	TIME OF DAY
1 -		46.486	43.805	2:18.146	77.36	12.812	15:10:33.783
2 -	39.459	44.893	42.368	2:06.720	84.34	1.386	15:12:40.503
3 -	40.116	45.149	42.372	2:07.637	83.73	2.303	15:14:48.140
4 -	40.195	***44.529***	***41.483***	2:06.207	84.68	0.873	15:16:54.347
5 -	39.770	44.647	41.591	2:06.008	84.82	0.674	15:19:00.355
6 -	39.026	45.056	41.999	2:06.081	84.77	0.747	15:21:06.436
7 -	39.483	45.742	42.018	2:07.243	83.99	1.909	15:23:13.679
8 -	39.329	44.610	41.778	2:05.717 **(2)**	85.01	0.383	15:25:19.396
9 -	***38.974***	44.705	41.655	***2:05.334*** **(1)**	***85.27***		***15:27:24.730***
10 -	39.457	47.228	41.652	2:08.337	83.28	3.003	15:29:33.067
11 -	39.216	44.951	41.781	2:05.948 **(3)**	84.86	0.614	15:31:39.015
12 -	40.014	44.717	41.875	2:06.606	84.42	1.272	15:33:45.621

Weather / Track : Cloudy / Dry

Snetterton 300: 2.9689 miles
Date: 06/10/2024 Start: 15:08 Finish: 15:33

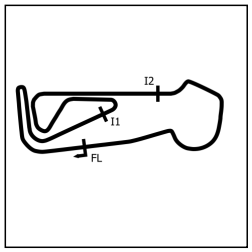

2024 Porsche Club Championship with Pirelli

RACE 12 - SECTOR ANALYSIS

SECTOR 1 = FL to I1, SECTOR 2 = I1 to I2, SECTOR 3 = I2 to FL, DIFF = Difference To Personal Best Lap, P = Crossed Finish Line in Pit Lane, D = Time Disallowed

P7 32 CH Ed HAYES 987 Cayman S

IDEAL LAP TIME : 2:05.396 BEST LAP TIME : 2:05.492 DIFFERENCE : 0.096

LAP	SECTOR 1	SECTOR 2	SECTOR 3	LAP TIME	MPH	DIFF	TIME OF DAY
1 -		47.100	43.805	2:19.670	76.52	14.178	15:10:35.307
2 -	40.446	45.257	42.375	2:08.078	83.44	2.586	15:12:43.385
3 -	40.268	45.103	42.829	2:08.200	83.37	2.708	15:14:51.585
4 -	40.043	44.690	41.755	2:06.488	84.49	0.996	15:16:58.073
5 -	39.853	44.906	42.351	2:07.110	84.08	1.618	15:19:05.183
6 -	39.751	44.582	41.927	2:06.260	84.65	0.768	15:21:11.443
7 -	39.738	44.534	42.349	2:06.621	84.41	1.129	15:23:18.064
8 -	39.424	44.618	42.059	2:06.101 **(3)**	84.75	0.609	15:25:24.165
9 -	***39.342***	***44.384***	41.766	***2:05.492*** **(1)**	***85.16***		***15:27:29.657***
10 -	39.640	44.410	***41.670***	2:05.720 **(2)**	85.01	0.228	15:29:35.377
11 -	39.648	44.418	43.859	2:07.925	83.54	2.433	15:31:43.302
12 -	40.346	44.405	41.978	2:06.729	84.33	1.237	15:33:50.031

P8 14 CH Mark MCALEER 997

IDEAL LAP TIME : 2:04.821 BEST LAP TIME : 2:05.109 DIFFERENCE : 0.288

LAP	SECTOR 1	SECTOR 2	SECTOR 3	LAP TIME	MPH	DIFF	TIME OF DAY
1 -		46.221	43.228	2:15.890	78.65	10.781	15:10:31.527
2 -	39.784	44.821	43.171	2:07.776	83.64	2.667	15:12:39.303
3 -	40.084	44.814	42.754	2:07.652	83.72	2.543	15:14:46.955
4 -	39.432	44.173	***41.804***	2:05.409	85.22	0.300	15:16:52.364
5 -	39.344	44.259	41.971	2:05.574	85.11	0.465	15:18:57.938
6 -	***38.963***	44.351	42.003	2:05.317 **(2)**	85.28	0.208	15:21:03.255
7 -	39.278	***44.054***	42.019	2:05.351 **(3)**	85.26	0.242	15:23:08.606
8 -	39.006	44.266	41.837	***2:05.109*** **(1)**	***85.43***		***15:25:13.715***
9 -	39.224	44.245	44.897	2:08.366	83.26	3.257	15:27:22.081
10 -	40.615	45.117	42.919	2:08.651	83.07	3.542	15:29:30.732
11 -	41.403	46.295	44.472	2:12.170	80.86	7.061	15:31:42.902
12 -	41.798	46.885	45.273	2:13.956	79.78	8.847	15:33:56.858

P9 10 CH Julian MORRIS 997

IDEAL LAP TIME : 2:07.282 BEST LAP TIME : 2:08.046 DIFFERENCE : 0.764

LAP	SECTOR 1	SECTOR 2	SECTOR 3	LAP TIME	MPH	DIFF	TIME OF DAY
1 -		47.428	44.317	2:21.177	75.70	13.131	15:10:36.814
2 -	40.588	45.668	44.158	2:10.414	81.95	2.368	15:12:47.228
3 -	40.124	45.690	43.466	2:09.280	82.67	1.234	15:14:56.508
4 -	***39.764***	45.750	43.596	2:09.110	82.78	1.064	15:17:05.618
5 -	39.910	***45.096***	43.040	***2:08.046*** **(1)**	***83.47***		***15:19:13.664***
6 -	40.294	45.284	43.354	2:08.932	82.89	0.886	15:21:22.596
7 -	40.158	46.697	***42.422***	2:09.277	82.67	1.231	15:23:31.873
8 -	40.506	45.391	43.500	2:09.397	82.59	1.351	15:25:41.270
9 -	40.752	45.358	43.045	2:09.155	82.75	1.109	15:27:50.425
10 -	40.270	45.175	44.181	2:09.626	82.45	1.580	15:30:00.051
11 -	40.915	45.327	42.492	2:08.734 **(3)**	83.02	0.688	15:32:08.785
12 -	40.011	45.173	42.917	2:08.101 **(2)**	83.43	0.055	15:34:16.886

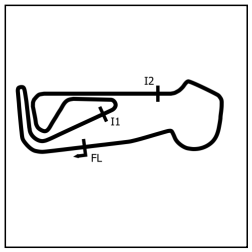

2024 Porsche Club Championship with Pirelli

RACE 12 - SECTOR ANALYSIS

SECTOR 1 = FL to I1, SECTOR 2 = I1 to I2, SECTOR 3 = I2 to FL, DIFF = Difference To Personal Best Lap, P = Crossed Finish Line in Pit Lane, D = Time Disallowed

P10 69 AM Oliver CHATHAM Boxster 986S

IDEAL LAP TIME : 2:08.287 BEST LAP TIME : 2:08.905 DIFFERENCE : 0.618

LAP	SECTOR 1	SECTOR 2	SECTOR 3	LAP TIME	MPH	DIFF	TIME OF DAY
1 -		59.357	46.172	2:35.879	68.56	26.974	15:10:51.516
2 -	42.856	46.990	43.629	2:13.475	80.07	4.570	15:13:04.991
3 -	41.015	45.928	43.123	2:10.066	82.17	1.161	15:15:15.057
4 -	41.082	45.699	***42.429***	2:09.210 **(3)**	82.71	0.305	15:17:24.267
5 -	41.102	45.980	42.842	2:09.924	82.26	1.019	15:19:34.191
6 -	40.755	46.050	42.895	2:09.700	82.40	0.795	15:21:43.891
7 -	40.627	45.716	42.562	***2:08.905*** **(1)**	***82.91***		***15:23:52.796***
8 -	***40.267***	45.853	43.009	2:09.129 **(2)**	82.77	0.224	15:26:01.925
9 -	41.256	***45.591***	42.536	2:09.383	82.60	0.478	15:28:11.308
10 -	40.852	45.797	43.071	2:09.720	82.39	0.815	15:30:21.028
11 -	41.044	46.303	42.664	2:10.011	82.20	1.106	15:32:31.039
12 -	41.315	46.712	45.021	2:13.048	80.33	4.143	15:34:44.087

P11 44 AM Andrew PORTER Boxster 986S

IDEAL LAP TIME : BEST LAP TIME : 2:10.800 DIFFERENCE :

LAP	SECTOR 1	SECTOR 2	SECTOR 3	LAP TIME	MPH	DIFF	TIME OF DAY
1 -				2:24.505	73.96	13.705	15:10:40.142
2 -				2:13.019	80.35	2.219	15:12:53.161
3 -				2:11.458	81.30	0.658	15:15:04.619
4 -				***2:10.800*** **(1)**	***81.71***		***15:17:15.419***
5 -				2:10.935 **(2)**	81.62	0.135	15:19:26.354
6 -				2:12.136	80.88	1.336	15:21:38.490
7 -				2:11.938	81.00	1.138	15:23:50.428
8 -				2:11.362 **(3)**	81.36	0.562	15:26:01.790
9 -				2:12.057	80.93	1.257	15:28:13.847
10 -				2:12.391	80.73	1.591	15:30:26.238
11 -				2:12.090	80.91	1.290	15:32:38.328
12 -				2:13.575	80.01	2.775	15:34:51.903

P12 70 AM Angus ARCHER Boxster 986S

IDEAL LAP TIME : 2:11.015 BEST LAP TIME : 2:11.345 DIFFERENCE : 0.330

LAP	SECTOR 1	SECTOR 2	SECTOR 3	LAP TIME	MPH	DIFF	TIME OF DAY
1 -		48.672	44.066	2:24.754	73.83	13.409	15:10:40.391
2 -	41.449	46.624	43.650	2:11.723	81.14	0.378	15:12:52.114
3 -	41.121	***46.521***	43.733	2:11.375 **(3)**	81.35	0.030	15:15:03.489
4 -	41.028	46.762	***43.555***	***2:11.345*** **(1)**	***81.37***		***15:17:14.834***
5 -	***40.939***	46.590	43.828	2:11.357 **(2)**	81.36	0.012	15:19:26.191
6 -	42.544	46.674	43.970	2:13.188	80.24	1.843	15:21:39.379
7 -	41.188	46.687	43.845	2:11.720	81.14	0.375	15:23:51.099
8 -	41.390	47.706	43.736	2:12.832	80.46	1.487	15:26:03.931
9 -	41.235	46.812	44.232	2:12.279	80.79	0.934	15:28:16.210
10 -	41.269	46.908	44.407	2:12.584	80.61	1.239	15:30:28.794
11 -	41.345	46.740	44.261	2:12.346	80.75	1.001	15:32:41.140
12 -	41.457	47.055	44.422	2:12.934	80.40	1.589	15:34:54.074

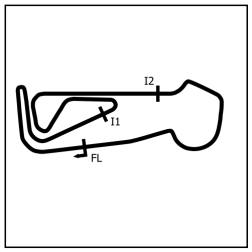

2024 Porsche Club Championship with Pirelli

RACE 12 - SECTOR ANALYSIS

SECTOR 1 = FL to I1, SECTOR 2 = I1 to I2, SECTOR 3 = I2 to FL, DIFF = Difference To Personal Best Lap, P = Crossed Finish Line in Pit Lane, D = Time Disallowed

P13 52 AM Darren LABBETT — Boxster 986S

IDEAL LAP TIME : 2:10.300 BEST LAP TIME : 2:11.090 DIFFERENCE : 0.790

LAP	SECTOR 1	SECTOR 2	SECTOR 3	LAP TIME	MPH	DIFF	TIME OF DAY
1 -		48.582	44.717	2:24.347	74.04	13.257	15:10:39.984
2 -	55.811	46.958	44.138	2:26.907	72.75	15.817	15:13:06.891
3 -	41.703	46.742	43.888	2:12.333	80.76	1.243	15:15:19.224
4 -	41.127	46.383	43.920	2:11.430	81.32	0.340	15:17:30.654
5 -	42.126	46.395	***43.354***	2:11.875	81.04	0.785	15:19:42.529
6 -	41.188	46.405	43.540	2:11.133 **(2)**	81.50	0.043	15:21:53.662
7 -	41.342	46.471	43.983	2:11.796	81.09	0.706	15:24:05.458
8 -	41.555	***46.047***	43.804	2:11.406 **(3)**	81.33	0.316	15:26:16.864
9 -	41.145	46.475	44.069	2:11.689	81.16	0.599	15:28:28.553
10 -	41.252	47.036	43.382	2:11.670	81.17	0.580	15:30:40.223
11 -	***40.899***	46.414	43.777	***2:11.090*** **(1)**	***81.53***		***15:32:51.313***
12 -	41.539	46.252	43.662	2:11.453	81.30	0.363	15:35:02.766

P14 56 AM Jason BROWN — Boxster 986S

IDEAL LAP TIME : 2:14.529 BEST LAP TIME : 2:14.577 DIFFERENCE : 0.048

LAP	SECTOR 1	SECTOR 2	SECTOR 3	LAP TIME	MPH	DIFF	TIME OF DAY
1 -		51.182	49.619	2:58.118	60.00	43.541	15:11:13.755
2 -	45.510	49.235	46.248	2:20.993	75.80	6.416	15:13:34.748
3 -	43.356	48.186	45.190	2:16.732	78.16	2.155	15:15:51.480
4 -	43.122	48.321	45.224	2:16.667	78.20	2.090	15:18:08.147
5 -	42.221	48.043	45.108	2:15.372 **(2)**	78.95	0.795	15:20:23.519
6 -	***42.016***	47.565	***44.996***	***2:14.577*** **(1)**	***79.41***		***15:22:38.096***
7 -	42.055	48.385	45.268	2:15.708	78.75	1.131	15:24:53.804
8 -	42.556	***47.517***	45.453	2:15.526	78.86	0.949	15:27:09.330
9 -	42.113	47.861	45.413	2:15.387 **(3)**	78.94	0.810	15:29:24.717
10 -	42.223	49.852	48.667	2:20.742	75.94	6.165	15:31:45.459
11 -	42.588	47.547	45.693	2:15.828	78.68	1.251	15:34:01.287

P15 24 AM Carl HAZELTON — Boxster 986S

IDEAL LAP TIME : 2:16.841 BEST LAP TIME : 2:17.538 DIFFERENCE : 0.697

LAP	SECTOR 1	SECTOR 2	SECTOR 3	LAP TIME	MPH	DIFF	TIME OF DAY
1 -		49.692	1:14.856	3:10.654	56.05	53.116	15:11:26.291
2 -	45.799	49.766	47.841	2:23.406	74.53	5.868	15:13:49.697
3 -	43.881	48.665	46.933	2:19.479	76.62	1.941	15:16:09.176
4 -	56.242	48.554	46.869	2:31.665	70.47	14.127	15:18:40.841
5 -	44.013	48.972	46.823	2:19.808	76.44	2.270	15:21:00.649
6 -	45.698	49.554	46.943	2:22.195	75.16	4.657	15:23:22.844
7 -	43.950	48.194	46.410	2:18.554	77.14	1.016	15:25:41.398
8 -	***42.835***	48.166	46.537	***2:17.538*** **(1)**	***77.71***		***15:27:58.936***
9 -	42.893	48.165	47.107	2:18.165 **(3)**	77.35	0.627	15:30:17.101
10 -	43.339	48.548	***46.282***	2:18.169	77.35	0.631	15:32:35.270
11 -	43.069	***47.724***	46.947	2:17.740 **(2)**	77.59	0.202	15:34:53.010

P16 74 CH Jim BRYAN — 996

IDEAL LAP TIME : 2:08.965 BEST LAP TIME : 2:09.055 DIFFERENCE : 0.090

LAP	SECTOR 1	SECTOR 2	SECTOR 3	LAP TIME	MPH	DIFF	TIME OF DAY
1 -		47.440	44.290	2:20.969	75.81	11.914	15:10:36.606
2 -	40.621	45.827	43.744	2:10.192 **(3)**	82.09	1.137	15:12:46.798
3 -	40.376	45.822	***43.230***	2:09.428 **(2)**	82.57	0.373	15:14:56.226
4 -	39.929	***45.808***	43.318	***2:09.055*** **(1)**	***82.81***		***15:17:05.281***

Weather / Track : Cloudy / Dry

Snetterton 300: 2.9689 miles
Date: 06/10/2024 Start: 15:08 Finish: 15:33

2024 Porsche Club Championship with Pirelli

RACE 12 - SECTOR ANALYSIS

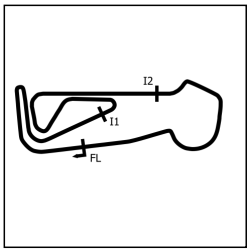

SECTOR 1 = FL to I1, SECTOR 2 = I1 to I2, SECTOR 3 = I2 to FL, DIFF = Difference To Personal Best Lap, P = Crossed Finish Line in Pit Lane, D = Time Disallowed

P17 5 AM Brian RICHARDSON Boxster 986

IDEAL LAP TIME : 2:14.560 BEST LAP TIME : 2:15.514 DIFFERENCE : 0.954

LAP	SECTOR 1	SECTOR 2	SECTOR 3	LAP TIME	MPH	DIFF	TIME OF DAY
1 -		48.474	45.689	2:27.304	72.55	11.790	15:10:42.941
2 -	***42.174***	48.017	45.746	2:15.937 **(2)**	78.62	0.423	15:12:58.878
3 -	42.796	47.671	45.521	2:15.988 **(3)**	78.59	0.474	15:15:14.866
4 -	42.824	47.615	***45.075***	***2:15.514*** **(1)**	***78.87***		***15:17:30.380***

P18 28 AM Jessica WILKINSON Boxster 986S

IDEAL LAP TIME : BEST LAP TIME : 2:29.420 DIFFERENCE :

LAP	SECTOR 1	SECTOR 2	SECTOR 3	LAP TIME	MPH	DIFF	TIME OF DAY
1 -		***48.258***	***47.433***	***2:29.420*** **(1)**	***71.53***		***15:10:45.057***

Weather / Track : Cloudy / Dry

Snetterton 300: 2.9689 miles
Date: 06/10/2024 Start: 15:08 Finish: 15:33

2024 Porsche Club Championship with Pirelli

RACE 12 - STATISTICS

Competitors Started	18
Planned Start	2024-10-06 @ 15:05:00.000
Actual Start	2024-10-06 @ 15:08:15.636
Finish Time	2024-10-06 @ 15:33:31.873
Track Length	2.9689mi.
Total Laps	187
Total Distance Covered	555.1864mi.

Session Fastest Lap History

NO	CL	NAME	LAP TIME	TIME OF DAY	LAP	VEHICLE
14	CH	**Mark MCALEER**	**2:15.890**	15:10:31.548	1	997
14	CH	**Mark MCALEER**	**2:07.776**	15:12:39.325	2	997
144	CH	**Jake MCALEER**	**2:07.187**	15:12:39.457	2	997
7	CH	**Christian WALKER**	**2:06.720**	15:12:40.516	2	Cayman S
9	CH	**Chris DYER**	**2:06.667**	15:12:40.814	2	Cayman 987.2
23	CH	**Simon CLARK**	**2:06.652**	15:12:41.058	2	997 Carrera S
14	CH	**Mark MCALEER**	**2:05.409**	15:16:52.386	4	997
144	CH	**Jake MCALEER**	**2:05.200**	15:18:58.325	5	997
80	CH	**Bill CALEY**	**2:04.650**	15:18:58.609	5	Cayman
144	CH	**Jake MCALEER**	**2:04.132**	15:29:23.935	10	997
80	CH	**Bill CALEY**	**2:03.896**	15:29:24.541	10	Cayman

Session Leader History

NO	CL	NAME	FROM LAP	LAPS LED	DISTANCE	VEHICLE
14	CH	**Mark MCALEER**	1	8	23.75 miles	997
144	CH	**Jake MCALEER**	9	4	11.87 miles	997

Flag History

TYPE	TIME OF DAY
GREEN	15:08:15.636
FINISH	15:33:31.873

Flag Statistics

TYPE	COUNT	TOTAL LAPS	TOTAL TIME
Green	1	12	26:53.463
Red	0	0	0.000
Safety Car	0	0	0.000
FCY	0	0	0.000

Weather / Track : Cloudy / Dry

Snetterton 300: 2.9689 miles
Date: 06/10/2024 Start: 15:08 Finish: 15:33

2024 Porsche Club Championship with Pirelli

RACE 12 - STATISTICS

CLASS : CH

10 Starters

Fastest Lap History

NO	NAME	LAP TIME	TIME OF DAY	LAP	VEHICLE
14	**Mark MCALEER**	**2:15.890**	15:10:31.548	1	997
14	**Mark MCALEER**	**2:07.776**	15:12:39.325	2	997
144	**Jake MCALEER**	**2:07.187**	15:12:39.457	2	997
7	**Christian WALKER**	**2:06.720**	15:12:40.516	2	Cayman S
9	**Chris DYER**	**2:06.667**	15:12:40.814	2	Cayman 987.2
23	**Simon CLARK**	**2:06.652**	15:12:41.058	2	997 Carrera S
14	**Mark MCALEER**	**2:05.409**	15:16:52.386	4	997
144	**Jake MCALEER**	**2:05.200**	15:18:58.325	5	997
80	**Bill CALEY**	**2:04.650**	15:18:58.609	5	Cayman
144	**Jake MCALEER**	**2:04.132**	15:29:23.935	10	997
80	**Bill CALEY**	**2:03.896**	15:29:24.541	10	Cayman

Leader History

NO	NAME	FROM LAP	LAPS LED	DISTANCE	VEHICLE
14	**Mark MCALEER**	1	8	23.75 miles	997
144	**Jake MCALEER**	9	4	11.87 miles	997

Weather / Track : Cloudy / Dry

Snetterton 300: 2.9689 miles
Date: 06/10/2024 Start: 15:08 Finish: 15:33

2024 Porsche Club Championship with Pirelli

RACE 12 - STATISTICS

CLASS : AM

8 Starters

Fastest Lap History

NO	NAME	LAP TIME	TIME OF DAY	LAP	VEHICLE
52	**Darren LABBETT**	**2:24.347**	15:10:39.991	1	Boxster 986S
70	**Angus ARCHER**	**2:11.723**	15:12:52.134	2	Boxster 986S
70	**Angus ARCHER**	**2:11.375**	15:15:03.508	3	Boxster 986S
69	**Oliver CHATHAM**	**2:10.066**	15:15:15.004	3	Boxster 986S
69	**Oliver CHATHAM**	**2:09.210**	15:17:24.286	4	Boxster 986S
69	**Oliver CHATHAM**	**2:08.905**	15:23:52.814	7	Boxster 986S

Leader History

NO	NAME	FROM LAP	LAPS LED	DISTANCE	VEHICLE
52	**Darren LABBETT**	1	1	2.96 miles	Boxster 986S
70	**Angus ARCHER**	2	4	11.87 miles	Boxster 986S
44	**Andrew PORTER**	6	3	8.90 miles	Boxster 986S
69	**Oliver CHATHAM**	9	4	11.87 miles	Boxster 986S

Weather / Track : Cloudy / Dry

Snetterton 300: 2.9689 miles
Date: 06/10/2024 Start: 15:08 Finish: 15:33

2024 Porsche Club Championship with Pirelli

RACE 15 - CLASSIFICATION - AMENDED

Race Distance: 4 Laps / 11.87 miles

POS	NO	CL	PIC	NAME	ENTRY	LAPS	TIME	GAP	DIFF	MPH	BEST	ON	GRD	↑↓
1	**80**	CH	1	**Bill CALEY**	Cayman	**4**	10:21.996			68.73	**2:16.797**	1	4	3
2	**11**	CH	2	**James CALEY**	997 C2S	**4**	10:22.736	**0.740**	0.740	68.65	**2:16.972**	1	3	1
3	**14**	CH	3	**Mark MCALEER**	997	**4**	10:23.517	**1.521**	0.781	68.56	**2:16.485**	1	1	-2
4	**23**	CH	4	**Simon CLARK**	997 Carrera S	**4**	10:24.452	**2.456**	0.935	68.46	**2:18.466**	1	5	1
5	**144**	CH	5	**Jake MCALEER**	997	**4**	10:26.003	**4.007**	1.551	68.29	**2:17.938**	1	2	-3
6	**74**	CH	6	**Jim BRYAN**	996	**4**	10:26.503	**4.507**	0.500	68.23	**2:17.733**	2	7	1
7	**9**	CH	7	**Chris DYER**	Cayman 987.2	**4**	10:27.549	**5.553**	1.046	68.12	**2:18.812**	1	8	1
8	**10**	CH	8	**Julian MORRIS**	997	**4**	10:28.313	**6.317**	0.764	68.04	**2:17.803**	2	10	2
9	**7**	CH	9	**Christian WALKER**	Cayman S	**4**	10:30.290	**8.294**	1.977	67.82	**2:17.800**	1	6	-3
10	**52**	AM	1	**Darren LABBETT**	Boxster 986S	**4**	10:53.616	**31.620**	23.326	65.40	**2:26.549**	2	12	2
11	**69**	AM	2	**Oliver CHATHAM**	Boxster 986S	**4**	10:54.098	**32.102**	0.482	65.36	**2:23.010**	2	11	0
12	**32**	CH	10	**Ed HAYES**	987 Cayman S	**4**	10:56.213	**34.217**	2.115	65.14	**2:18.937**	2	9	-3
13	**56**	AM	3	**Jason BROWN**	Boxster 986S	**4**	11:01.791	**39.795**	5.578	64.60	**2:28.947**	2	16	3
14	**44**	AM	4	**Andrew PORTER**	Boxster 986S	**4**	11:04.118	**42.122**	2.327	64.37	**2:25.504**	1	13	-1

NOT CLASSIFIED

DQ	**70***	AM		**Angus ARCHER**	Boxster 986S								14	

NOT STARTED

NS	**5**	AM		**Brian RICHARDSON**	Boxster 986								15	

FASTEST LAP

14	CH	**Mark MCALEER**	997	**1**	2:16.485	78.30 mph	126.02 kph
69	AM	**Oliver CHATHAM**	Boxster 986S	**2**	2:23.010	74.73 mph	120.27 kph

Comments:
*** Cars 44, 56 - still no working transponder**
*** Car 70 - disqualified from meeting for contravening post race scrutineering**

Red Flag (end of session): 17:41

Weather / Track : Drizzle / Damp
These results are provisional until the conclusion of any judicial and technical matters.

Date: 06/10/2024 Start: 17:26 Finish: 17:36
Snetterton 300: 2.9689 miles

Clerk Of Course: Andy Stevens	Stewards:	Timekeeper: Rob Cook	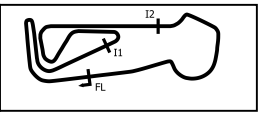

2024 Porsche Club Championship with Pirelli

RACE 15 - GRID (25 minutes)

ROW 11	21	56	Jason BROWN	2:14.533	22	28	Jessica WILKINSON
ROW 10	19	24	Carl HAZELTON	2:13.274	20	5	Brian RICHARDSON	2:13.516
ROW 9	17	44	Andrew PORTER	2:10.607	18	70	Angus ARCHER	2:11.141
ROW 8	15	69	Oliver CHATHAM	2:09.198	16	52	Darren LABBETT	2:10.028
ROW 7							
ROW 6							
ROW 5	9	32	Ed HAYES	2:06.963	10	10	Julian MORRIS	2:08.698
ROW 4	7	74	Jim BRYAN	2:06.763	8	9	Chris DYER	2:06.847
ROW 3	5	23	Simon CLARK	2:04.207	6	7	Christian WALKER	2:05.302
ROW 2	3	11	James CALEY	2:03.838	4	80	Bill CALEY	2:03.973
ROW 1	1	14	Mark MCALEER	2:03.235	2	144	Jake MCALEER	2:03.763

Pole

These results are provisional until the conclusion of any judicial and technical matters.

Snetterton 300: 2.9689 miles

Clerk Of Course: Andy Stevens	Stewards:	Timekeeper: Rob Cook	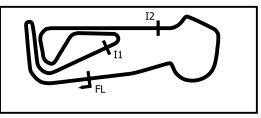

Results can be found at www.tsl-timing.com

Printed - 11:33 Sunday, 06 October 2024

2024 Porsche Club Championship with Pirelli

RACE 15 - GRID (25 minutes) - AMENDED

ROW 14	27	24	Carl HAZELTON				
ROW 13			10 second delay				
ROW 12							
ROW 11	21	28	Jessica WILKINSON				
ROW 10	19	5	Brian RICHARDSON	2:13.516	20	56	Jason BROWN 2:14.533
ROW 9	17	44	Andrew PORTER 2:10.607		18	70	Angus ARCHER 2:11.141
ROW 8	15	69	Oliver CHATHAM	2:09.198	16	52	Darren LABBETT 2:10.028
ROW 7							
ROW 6							
ROW 5	9	32	Ed HAYES 2:06.963		10	10	Julian MORRIS 2:08.698
ROW 4	7	74	Jim BRYAN	2:06.763	8	9	Chris DYER 2:06.847
ROW 3	5	23	Simon CLARK 2:04.207		6	7	Christian WALKER 2:05.302
ROW 2	3	11	James CALEY	2:03.838	4	80	Bill CALEY 2:03.973
ROW 1	1	14	Mark MCALEER 2:03.235		2	144	Jake MCALEER 2:03.763

Pole

Comments:
***Car 24 - permitted to start back of grid**

These results are provisional until the conclusion of any judicial and technical matters.

Snetterton 300: 2.9689 miles

Clerk Of Course: Andy Stevens	Stewards:	Timekeeper: Rob Cook	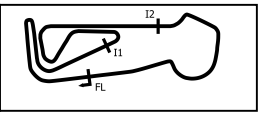

2024 Porsche Club Championship with Pirelli

RACE 15 - CLASSIFICATION

Race Distance: 4 Laps / 11.87 miles

POS	NO	CL	PIC	NAME	ENTRY	LAPS	TIME	GAP	DIFF	MPH	BEST	ON	GRD	↑↓
1	**80**	CH	1	**Bill CALEY**	Cayman	**4**	10:21.996			68.73	**2:16.797**	1	4	3
2	**11**	CH	2	**James CALEY**	997 C2S	**4**	10:22.736	**0.740**	0.740	68.65	**2:16.972**	1	3	1
3	**14**	CH	3	**Mark MCALEER**	997	**4**	10:23.517	**1.521**	0.781	68.56	**2:16.485**	1	1	-2
4	**23**	CH	4	**Simon CLARK**	997 Carrera S	**4**	10:24.452	**2.456**	0.935	68.46	**2:18.466**	1	5	1
5	**144**	CH	5	**Jake MCALEER**	997	**4**	10:26.003	**4.007**	1.551	68.29	**2:17.938**	1	2	-3
6	**74**	CH	6	**Jim BRYAN**	996	**4**	10:26.503	**4.507**	0.500	68.23	**2:17.733**	2	7	1
7	**9**	CH	7	**Chris DYER**	Cayman 987.2	**4**	10:27.549	**5.553**	1.046	68.12	**2:18.812**	1	8	1
8	**10**	CH	8	**Julian MORRIS**	997	**4**	10:28.313	**6.317**	0.764	68.04	**2:17.803**	2	10	2
9	**7**	CH	9	**Christian WALKER**	Cayman S	**4**	10:30.290	**8.294**	1.977	67.82	**2:17.800**	1	6	-3
10	**52**	AM	1	**Darren LABBETT**	Boxster 986S	**4**	10:53.616	**31.620**	23.326	65.40	**2:26.549**	2	12	2
11	**69**	AM	2	**Oliver CHATHAM**	Boxster 986S	**4**	10:54.098	**32.102**	0.482	65.36	**2:23.010**	2	11	0
12	**32**	CH	10	**Ed HAYES**	987 Cayman S	**4**	10:56.213	**34.217**	2.115	65.14	**2:18.937**	2	9	-3
13	**56**	AM	3	**Jason BROWN**	Boxster 986S	**4**	11:01.791	**39.795**	5.578	64.60	**2:28.947**	2	16	3
14	**70**	AM	4	**Angus ARCHER**	Boxster 986S	**4**	11:03.372	**41.376**	1.581	64.44	**2:28.594**	2	14	0
15	**44**	AM	5	**Andrew PORTER**	Boxster 986S	**4**	11:04.118	**42.122**	0.746	64.37	**2:25.504**	1	13	-2

NOT STARTED

NS	**5**	AM		**Brian RICHARDSON**	Boxster 986								15	

FASTEST LAP

	14	CH	**Mark MCALEER**	997	**1**	2:16.485	78.30 mph	126.02 kph
	69	AM	**Oliver CHATHAM**	Boxster 986S	**2**	2:23.010	74.73 mph	120.27 kph

Comments:
*** Cars 44, 56 - still no working transponder**

Red Flag (end of session): 17:41

Weather / Track : Drizzle / Damp
These results are provisional until the conclusion of any judicial and technical matters.

Date: 06/10/2024 Start: 17:26 Finish: 17:36
Snetterton 300: 2.9689 miles

Clerk Of Course: Andy Stevens	Stewards:	Timekeeper: Rob Cook	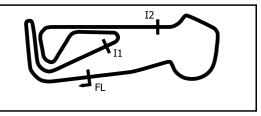

2024 Porsche Club Championship with Pirelli

RACE 15 - BEST SECTORS

	SECTOR 1			SECTOR 2			SECTOR 3		
POS	NO	NAME	TIME	NO	NAME	TIME	NO	NAME	TIME
1	32	HAYES	41.342	11	CALEY	45.942	14	MCALEER	43.459
2	9	DYER	41.372	144	MCALEER	45.993	11	CALEY	43.497
3	14	MCALEER	41.408	80	CALEY	46.013	9	DYER	43.511
4	10	MORRIS	41.451	14	MCALEER	46.075	80	CALEY	43.581
5	23	CLARK	41.472	23	CLARK	46.214	7	WALKER	43.590
6	74	BRYAN	41.621	9	DYER	46.224	144	MCALEER	43.731
7	7	WALKER	41.624	7	WALKER	46.411	23	CLARK	43.756
8	144	MCALEER	41.701	74	BRYAN	46.929	74	BRYAN	44.076
9	11	CALEY	41.712	32	HAYES	46.958	10	MORRIS	44.651
10	80	CALEY	41.730	10	MORRIS	47.000	32	HAYES	44.725
11	69	CHATHAM	42.969	69	CHATHAM	48.125	69	CHATHAM	44.868
12	52	LABBETT	43.222	52	LABBETT	48.666	52	LABBETT	45.906
13	56	BROWN	44.408	56	BROWN	49.271	70	ARCHER	47.162
14	70	ARCHER	44.660	70	ARCHER	49.612	56	BROWN	47.185
15									

IDEAL / BEST COMPARISON

		PERFECT LAP	2:10.743		
POS	NO	NAME	IDEAL	BEST	DIFF
1	14	MCALEER	2:10.942	2:16.485	5.543
2	9	DYER	2:11.107	2:18.812	7.705
3	11	CALEY	2:11.151	2:16.972	5.821
4	80	CALEY	2:11.324	2:16.797	5.473
5	144	MCALEER	2:11.425	2:17.938	6.513
6	23	CLARK	2:11.442	2:18.466	7.024
7	7	WALKER	2:11.625	2:17.800	6.175
8	74	BRYAN	2:12.626	2:17.733	5.107
9	32	HAYES	2:13.025	2:18.937	5.912
10	10	MORRIS	2:13.102	2:17.803	4.701
11	69	CHATHAM	2:15.962	2:23.010	7.048
12	52	LABBETT	2:17.794	2:26.549	8.755
13	56	BROWN	2:20.864	2:28.947	8.083
14	70	ARCHER	2:21.434	2:28.594	7.160
15	44	PORTER		2:25.504	

Weather / Track : Drizzle / Damp

Snetterton 300: 2.9689 miles
Date: 06/10/2024 Start: 17:26 Finish: 17:36

Results can be found at www.tsl-timing.com

Printed - 17:46 Sunday, 06 October 2024

2024 Porsche Club Championship with Pirelli

RACE 15 - LAP CHART

LAP 1		@ 17:28:36.721	LAP 2		@ 17:30:55.197	LAP 3		@ 17:33:31.818	LAP 4		@ 17:36:42.232
NO	BEHIND	LAP TIME	NO	BEHIND	LAP TIME	NO	BEHIND	LAP TIME	NO	BEHIND	LAP TIME
14		2:16.485	**80**		2:18.164	**80**		2:36.621	**80**		3:10.414
80	0.312	2:16.797	**14**	0.527	2:19.003	**11**	1.524	2:37.347	**11**	0.740	3:09.630
11	0.487	2:16.972	**11**	0.798	2:18.787	**14**	3.861	2:39.955	**14**	1.521	3:08.074
7	1.315	2:17.800	**144**	1.349	2:18.372	**23**	4.554	2:38.303	**23**	2.456	3:08.316
144	1.453	2:17.938	**9**	2.854	2:19.003	**144**	6.394	2:41.666	**144**	4.007	3:08.027
23	1.981	2:18.466	**23**	2.872	2:19.367	**74**	6.914	2:40.183	**74**	4.507	3:08.007
9	2.327	2:18.812	**74**	3.352	2:17.733	**9**	8.078	2:41.845	**9**	5.553	3:07.889
74	4.095	2:20.580	**10**	4.228	2:17.803	**10**	8.912	2:41.305	**10**	6.317	3:07.819
10	4.901	2:21.386	**32**	5.985	2:18.937	**32**	9.495	2:40.131	**7**	8.294	3:04.152
32	5.524	2:22.009	**7**	10.216	2:27.377	**7**	14.556	2:40.961	**52**	31.620	3:01.279
69	7.989	2:24.474	**69**	12.523	2:23.010	**52**	40.755	2:59.121	**69**	32.102	3:01.264
44	9.019	2:25.504	**52**	18.255	2:26.549	**69**	41.252	3:05.350	**32**	34.217	3:35.136
52	10.182	2:26.667	**56**	23.151	2:28.947	**56**	48.484	3:01.954	**56**	39.795	3:01.725
56	12.680	2:29.165	**44**	24.008	2:33.465	**70**	50.607	3:03.059	**70**	41.376	3:01.183
70	14.051	2:30.536	**70**	24.169	2:28.594	**44**	51.398	3:04.011	**44**	42.122	3:01.138
									SC	3 Laps	3:03.809

Weather / Track : Drizzle / Damp

Snetterton 300: 2.9689 miles
Date: 06/10/2024 Start: 17:26 Finish: 17:36

Results can be found at www.tsl-timing.com

Printed - 17:46 Sunday, 06 October 2024

2024 Porsche Club Championship with Pirelli

RACE 15 - POSITION CHART WITH INTERMEDIATES

No	Name	Lap / Pos	L0 - Int1-M	L0 - Int2-M	L1 - Finish	L1 - Int1-M	L1 - Int2-M	L2 - Finish	L2 - Int1-M	L2 - Int2-M	L3 - Finish	L3 - Int1-M	L3 - Int2-M	L4 - Finish
14	MCALEER	1	14	14	14	14	14	80	80	80	80	80	80	80
144	MCALEER	2	80	80	80	80	80	14	11	11	11	11	11	11
11	CALEY	3	11	11	11	11	11	11	14	14	14	14	14	14
80	CALEY	4	7	144	7	7	144	144	144	23	23	23	23	23
23	CLARK	5	144	7	144	144	7	9	23	144	144	144	144	144
7	WALKER	6	23	23	23	23	9	23	74	74	74	74	74	74
74	BRYAN	7	9	9	9	9	23	74	9	9	9	9	9	9
9	DYER	8	74	74	74	74	74	10	10	10	10	10	10	10
32	HAYES	9	10	10	10	10	10	32	32	32	32	32	7	7
10	MORRIS	10	32	32	32	32	32	7	7	7	7	7	52	52
69	CHATHAM	11	69	69	69	69	69	69	52	52	52	52	69	69
52	LABBETT	12	52	52	44	52	52	52	69	69	69	69	32	32
44	PORTER	13	56	56	52	56	56	56	56	56	56	56	56	56
70	ARCHER	14	70	70	56	70	70	44	70	70	70	70	70	70
5	RICHARDSON	15	70	70	44	44								
56	BROWN	16	80											

Weather / Track : Drizzle / Damp

Snetterton 300: 2.9689 miles
Date: 06/10/2024 Start: 17:26 Finish: 17:36

Results can be found at www.tsl-timing.com

Printed - 17:46 Sunday, 06 October 2024

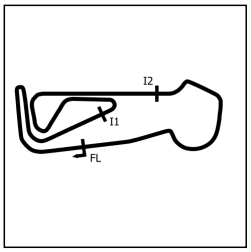

2024 Porsche Club Championship with Pirelli

RACE 15 - SECTOR ANALYSIS

SECTOR 1 = FL to I1, SECTOR 2 = I1 to I2, SECTOR 3 = I2 to FL, DIFF = Difference To Personal Best Lap, P = Crossed Finish Line in Pit Lane, D = Time Disallowed

P1 80 CH Bill CALEY — Cayman

IDEAL LAP TIME : 2:11.324 BEST LAP TIME : 2:16.797 DIFFERENCE : 5.473

LAP	SECTOR 1	SECTOR 2	SECTOR 3	LAP TIME		MPH	DIFF	TIME OF DAY
1 -		***46.013***	***43.581***	***2:16.797***	**(1)**	***78.13***		***17:28:37.033***
2 -	***41.730***	47.698	48.736	2:18.164	**(2)**	77.35	1.366	17:30:55.197
3 -	46.552	55.419	54.650	2:36.621	**(3)**	68.24	19.823	17:33:31.818
4 -	1:02.333	1:05.528	1:02.553	3:10.414		56.13	53.616	17:36:42.232

P2 11 CH James CALEY — 997 C2S

IDEAL LAP TIME : 2:11.151 BEST LAP TIME : 2:16.972 DIFFERENCE : 5.821

LAP	SECTOR 1	SECTOR 2	SECTOR 3	LAP TIME		MPH	DIFF	TIME OF DAY
1 -		***45.942***	***43.497***	***2:16.972***	**(1)**	***78.03***		***17:28:37.208***
2 -	***41.712***	48.333	48.742	2:18.787	**(2)**	77.01	1.814	17:30:55.995
3 -	46.093	56.411	54.843	2:37.347	**(3)**	67.92	20.374	17:33:33.342
4 -	1:01.538	1:05.831	1:02.261	3:09.630		56.36	52.657	17:36:42.972

P3 14 CH Mark MCALEER — 997

IDEAL LAP TIME : 2:10.942 BEST LAP TIME : 2:16.485 DIFFERENCE : 5.543

LAP	SECTOR 1	SECTOR 2	SECTOR 3	LAP TIME		MPH	DIFF	TIME OF DAY
1 -		***46.075***	***43.459***	***2:16.485***	**(1)**	***78.30***		***17:28:36.721***
2 -	***41.408***	47.730	49.865	2:19.003	**(2)**	76.89	2.517	17:30:55.724
3 -	46.632	57.873	55.450	2:39.955	**(3)**	66.81	23.469	17:33:35.679
4 -	1:00.168	1:05.579	1:02.327	3:08.074		56.82	51.588	17:36:43.753

P4 23 CH Simon CLARK — 997 Carrera S

IDEAL LAP TIME : 2:11.442 BEST LAP TIME : 2:18.466 DIFFERENCE : 7.024

LAP	SECTOR 1	SECTOR 2	SECTOR 3	LAP TIME		MPH	DIFF	TIME OF DAY
1 -		***46.214***	***43.756***	***2:18.466***	**(1)**	***77.18***		***17:28:38.702***
2 -	***41.472***	48.912	48.983	2:19.367	**(2)**	76.69	0.900	17:30:58.069
3 -	45.679	57.099	55.525	2:38.303	**(3)**	67.51	19.836	17:33:36.372
4 -	1:00.608	1:05.305	1:02.403	3:08.316		56.75	49.849	17:36:44.688

P5 144 CH Jake MCALEER — 997

IDEAL LAP TIME : 2:11.425 BEST LAP TIME : 2:17.938 DIFFERENCE : 6.513

LAP	SECTOR 1	SECTOR 2	SECTOR 3	LAP TIME		MPH	DIFF	TIME OF DAY
1 -		***45.993***	***43.731***	***2:17.938***	**(1)**	***77.48***		***17:28:38.174***
2 -	***41.701***	48.398	48.273	2:18.372	**(2)**	77.24	0.433	17:30:56.546
3 -	47.167	58.149	56.350	2:41.666	**(3)**	66.11	23.727	17:33:38.212
4 -	1:00.139	1:05.112	1:02.776	3:08.027		56.84	50.088	17:36:46.239

P6 74 CH Jim BRYAN — 996

IDEAL LAP TIME : 2:12.626 BEST LAP TIME : 2:17.733 DIFFERENCE : 5.107

LAP	SECTOR 1	SECTOR 2	SECTOR 3	LAP TIME		MPH	DIFF	TIME OF DAY
1 -		***46.929***	***44.076***	2:20.580	**(2)**	76.02	2.847	17:28:40.816
2 -	***41.621***	47.144	48.968	***2:17.733***	**(1)**	***77.60***		***17:30:58.549***
3 -	47.225	56.685	56.273	2:40.183	**(3)**	66.72	22.450	17:33:38.732
4 -	1:00.470	1:05.068	1:02.469	3:08.007		56.84	50.274	17:36:46.739

P7 9 CH Chris DYER — Cayman 987.2

IDEAL LAP TIME : 2:11.107 BEST LAP TIME : 2:18.812 DIFFERENCE : 7.705

LAP	SECTOR 1	SECTOR 2	SECTOR 3	LAP TIME		MPH	DIFF	TIME OF DAY
1 -		***46.224***	***43.511***	***2:18.812***	**(1)**	***76.99***		***17:28:39.048***
2 -	***41.372***	48.468	49.163	2:19.003	**(2)**	76.89	0.190	17:30:58.051
3 -	47.792	58.240	55.813	2:41.845	**(3)**	66.03	23.032	17:33:39.896
4 -	1:00.375	1:05.104	1:02.410	3:07.889		56.88	49.076	17:36:47.785

Weather / Track : Drizzle / Damp

Snetterton 300: 2.9689 miles
Date: 06/10/2024 Start: 17:26 Finish: 17:36

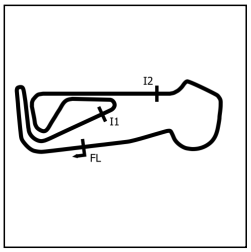

2024 Porsche Club Championship with Pirelli

RACE 15 - SECTOR ANALYSIS

SECTOR 1 = FL to I1, SECTOR 2 = I1 to I2, SECTOR 3 = I2 to FL, DIFF = Difference To Personal Best Lap, P = Crossed Finish Line in Pit Lane, D = Time Disallowed

P8 10 CH Julian MORRIS 997

IDEAL LAP TIME : 2:13.102 BEST LAP TIME : 2:17.803 DIFFERENCE : 4.701

LAP	SECTOR 1	SECTOR 2	SECTOR 3	LAP TIME		MPH	DIFF	TIME OF DAY
1 -		***47.000***	***44.651***	2:21.386	**(2)**	75.59	3.583	17:28:41.622
2 -	***41.451***	47.615	48.737	***2:17.803***	**(1)**	***77.56***		***17:30:59.425***
3 -	47.698	57.602	56.005	2:41.305	**(3)**	66.26	23.502	17:33:40.730
4 -	1:00.294	1:05.163	1:02.362	3:07.819		56.90	50.016	17:36:48.549

P9 7 CH Christian WALKER Cayman S

IDEAL LAP TIME : 2:11.625 BEST LAP TIME : 2:17.800 DIFFERENCE : 6.175

LAP	SECTOR 1	SECTOR 2	SECTOR 3	LAP TIME		MPH	DIFF	TIME OF DAY
1 -		***46.411***	***43.590***	***2:17.800***	**(1)**	***77.56***		***17:28:38.036***
2 -	***41.624***	48.988	56.765	2:27.377	**(2)**	72.52	9.576	17:31:05.413
3 -	49.559	57.240	54.162	2:40.961	**(3)**	66.40	23.160	17:33:46.374
4 -	57.695	1:06.679	59.778	3:04.152		58.03	46.351	17:36:50.526

P10 52 AM Darren LABBETT Boxster 986S

IDEAL LAP TIME : 2:17.794 BEST LAP TIME : 2:26.549 DIFFERENCE : 8.755

LAP	SECTOR 1	SECTOR 2	SECTOR 3	LAP TIME		MPH	DIFF	TIME OF DAY
1 -		***48.666***	***45.906***	2:26.667	**(2)**	72.87	0.118	17:28:46.903
2 -	***43.222***	50.178	53.149	***2:26.549***	**(1)**	***72.93***		***17:31:13.452***
3 -	53.648	1:02.711	1:02.762	2:59.121	**(3)**	59.66	32.572	17:34:12.573
4 -	57.417	1:02.365	1:01.497	3:01.279		58.95	34.730	17:37:13.852

P11 69 AM Oliver CHATHAM Boxster 986S

IDEAL LAP TIME : 2:15.962 BEST LAP TIME : 2:23.010 DIFFERENCE : 7.048

LAP	SECTOR 1	SECTOR 2	SECTOR 3	LAP TIME		MPH	DIFF	TIME OF DAY
1 -		***48.125***	***44.868***	2:24.474	**(2)**	73.97	1.464	17:28:44.710
2 -	***42.969***	49.066	50.975	***2:23.010***	**(1)**	***74.73***		***17:31:07.720***
3 -	1:00.882	1:01.840	1:02.628	3:05.350		57.66	42.340	17:34:13.070
4 -	57.789	1:02.342	1:01.133	3:01.264	**(3)**	58.96	38.254	17:37:14.334

P12 32 CH Ed HAYES 987 Cayman S

IDEAL LAP TIME : 2:13.025 BEST LAP TIME : 2:18.937 DIFFERENCE : 5.912

LAP	SECTOR 1	SECTOR 2	SECTOR 3	LAP TIME		MPH	DIFF	TIME OF DAY
1 -		***46.958***	***44.725***	2:22.009	**(2)**	75.26	3.072	17:28:42.245
2 -	***41.342***	47.754	49.841	***2:18.937***	**(1)**	***76.92***		***17:31:01.182***
3 -	48.295	57.087	54.749	2:40.131	**(3)**	66.74	21.194	17:33:41.313
4 -	1:01.174	1:37.210	56.752	3:35.136		49.68	1:16.199	17:37:16.449

P13 56 AM Jason BROWN Boxster 986S

IDEAL LAP TIME : 2:20.864 BEST LAP TIME : 2:28.947 DIFFERENCE : 8.083

LAP	SECTOR 1	SECTOR 2	SECTOR 3	LAP TIME		MPH	DIFF	TIME OF DAY
1 -		***49.271***	***47.185***	2:29.165	**(2)**	71.65	0.218	17:28:49.401
2 -	***44.408***	51.264	53.275	***2:28.947***	**(1)**	***71.75***		***17:31:18.348***
3 -	54.501	1:05.842	1:01.611	3:01.954		58.74	33.007	17:34:20.302
4 -	57.766	1:03.731	1:00.228	3:01.725	**(3)**	58.81	32.778	17:37:22.027

P14 70 AM Angus ARCHER Boxster 986S

IDEAL LAP TIME : 2:21.434 BEST LAP TIME : 2:28.594 DIFFERENCE : 7.160

LAP	SECTOR 1	SECTOR 2	SECTOR 3	LAP TIME		MPH	DIFF	TIME OF DAY
1 -		***49.612***	***47.162***	2:30.536	**(2)**	70.99	1.942	17:28:50.772
2 -	***44.660***	50.926	53.008	***2:28.594***	**(1)**	***71.92***		***17:31:19.366***
3 -	55.768	1:04.614	1:02.677	3:03.059		58.38	34.465	17:34:22.425
4 -	57.217	1:03.575	1:00.391	3:01.183	**(3)**	58.99	32.589	17:37:23.608

Weather / Track : Drizzle / Damp

Snetterton 300: 2.9689 miles
Date: 06/10/2024 Start: 17:26 Finish: 17:36

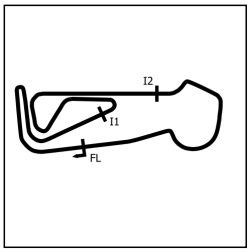

2024 Porsche Club Championship with Pirelli

RACE 15 - SECTOR ANALYSIS

SECTOR 1 = FL to I1, SECTOR 2 = I1 to I2, SECTOR 3 = I2 to FL, DIFF = Difference To Personal Best Lap, P = Crossed Finish Line in Pit Lane, D = Time Disallowed

P15 44 AM Andrew PORTER Boxster 986S

IDEAL LAP TIME : BEST LAP TIME : 2:25.504 DIFFERENCE :

LAP	SECTOR 1	SECTOR 2	SECTOR 3	LAP TIME	MPH	DIFF	TIME OF DAY
1 -				***2:25.504 (1)***	***73.45***		***17:28:45.740***
2 -				2:33.465 **(2)**	69.64	7.960	17:31:19.205
3 -				3:04.011	58.08	38.506	17:34:23.216
4 -				3:01.138 **(3)**	59.00	35.633	17:37:24.354

Weather / Track : Drizzle / Damp

Snetterton 300: 2.9689 miles
Date: 06/10/2024 Start: 17:26 Finish: 17:36

2024 Porsche Club Championship with Pirelli

RACE 15 - STATISTICS

Competitors Started	15
Planned Start	2024-10-06 @ 17:05:00.000
Actual Start	2024-10-06 @ 17:26:20.235
Finish Time	2024-10-06 @ 17:36:42.231
Track Length	2.9689mi.
Total Laps	61
Total Distance Covered	181.1036mi.

Session Fastest Lap History

NO	CL	NAME	LAP TIME	TIME OF DAY	LAP	VEHICLE
14	CH	**Mark MCALEER**	**2:16.485**	17:28:36.743	1	997

Session Leader History

NO	CL	NAME	FROM LAP	LAPS LED	DISTANCE	VEHICLE
14	CH	**Mark MCALEER**	1	1	2.96 miles	997
80	CH	**Bill CALEY**	2	3	8.90 miles	Cayman

Flag History

TYPE	TIME OF DAY
GREEN	17:26:20.235
SAFETY	17:32:00.615
FINISH	17:36:42.231

Flag Statistics

TYPE	COUNT	TOTAL LAPS	TOTAL TIME
Green	1	2	5:40.380
Red	0	0	0.000
Safety Car	1	1	4:41.615
FCY	0	0	0.000

Weather / Track : Drizzle / Damp

Snetterton 300: 2.9689 miles
Date: 06/10/2024 Start: 17:26 Finish: 17:36

2024 Porsche Club Championship with Pirelli

RACE 15 - STATISTICS

CLASS : CH

10 Starters

Fastest Lap History

NO	NAME	LAP TIME	TIME OF DAY	LAP	VEHICLE
14	**Mark MCALEER**	**2:16.485**	17:28:36.743	1	997

Leader History

NO	NAME	FROM LAP	LAPS LED	DISTANCE	VEHICLE
14	**Mark MCALEER**	1	1	2.96 miles	997
80	**Bill CALEY**	2	3	8.90 miles	Cayman

2024 Porsche Club Championship with Pirelli

RACE 15 - STATISTICS

CLASS : AM

5 Starters

Fastest Lap History

NO	NAME	LAP TIME	TIME OF DAY	LAP	VEHICLE
69	**Oliver CHATHAM**	**2:24.474**	17:28:44.729	1	Boxster 986S
69	**Oliver CHATHAM**	**2:23.010**	17:31:07.739	2	Boxster 986S

Leader History

NO	NAME	FROM LAP	LAPS LED	DISTANCE	VEHICLE
69	**Oliver CHATHAM**	1	2	5.93 miles	Boxster 986S
52	**Darren LABBETT**	3	2	5.93 miles	Boxster 986S

Weather / Track : Drizzle / Damp

Snetterton 300: 2.9689 miles
Date: 06/10/2024 Start: 17:26 Finish: 17:36