



Porsche Club

Motorsport



BOXSTER CUP



Donington Park

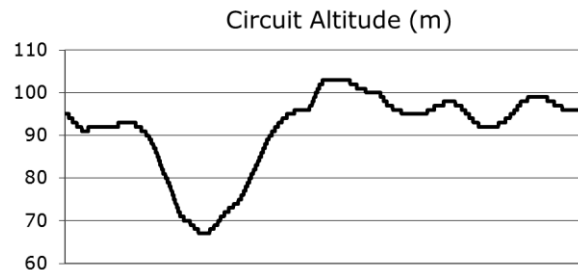
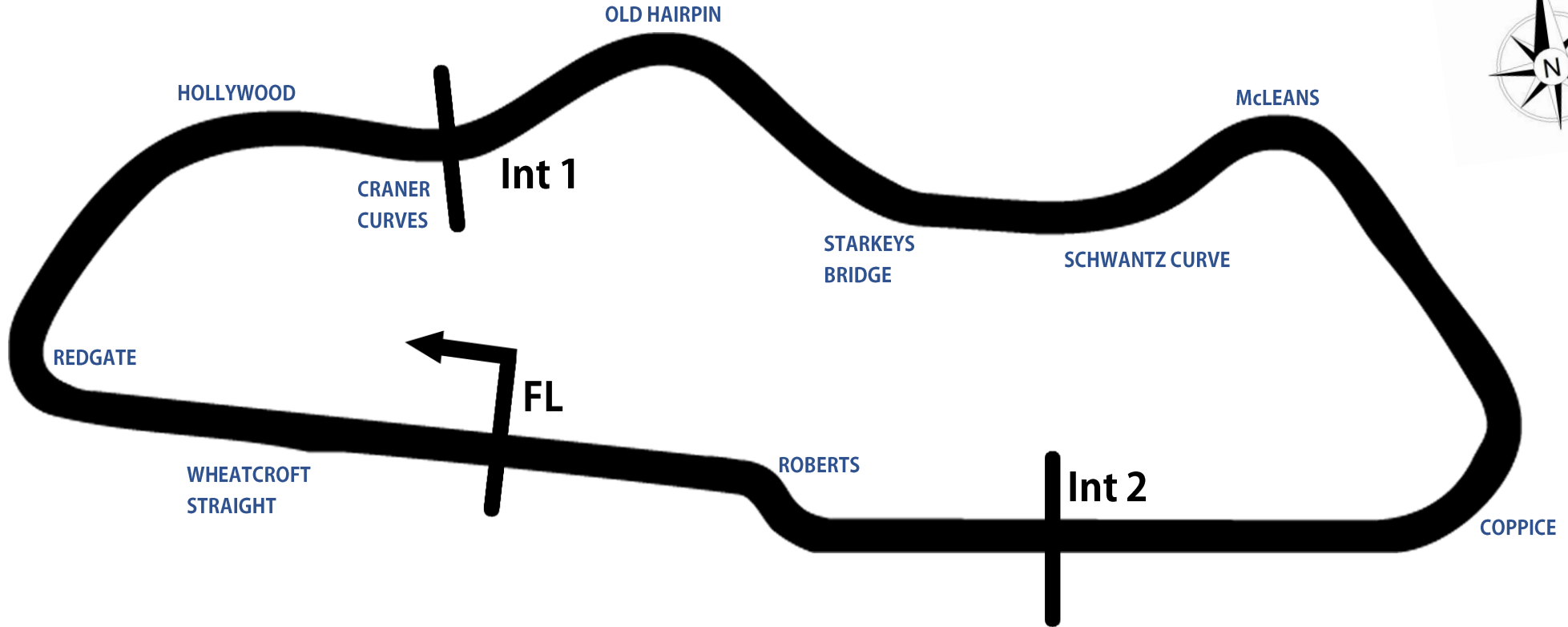
21st April 2023

Results



Donington Park National Circuit

Castle Donington, Derby, UK



	Length	1.9790 miles 3.185 km 3185m		
FL	Start @ 60m	52.82971 N	1.37867 W	
Int 1	941m	52.83226 N	1.37893 W	
Int 2	2641m	52.82866 N	1.37129 W	
Pit Entry	3158m	52.82951 N	1.37832 W	
Pit Exit	229m after FL	52.82996 N	1.38205 W	
Pit Entry - Pit Exit	256m, 18.4s @ 50kph, 15.3s @ 60kph			

Porsche Classics Boxster Cup

QUALIFYING - RACE 11 - CLASSIFICATION - AMENDED

POS	NO	NAME	ENTRY	TIME	ON	LAPS	GAP	DIFF	MPH
1	53	Wayne GREGORY	Porsche Boxster 986 S	1:21.133	3	12			87.81
2	44*	Scott EVANS	Porsche Boxster 986 S	1:21.280	9	10	0.147	0.147	87.65
3	81*	Perry DARLING	Porsche Boxster 986 S	1:21.654	9	13	0.521	0.374	87.25
4	17*	Darren KING	Porsche Boxster 986 S	1:21.849	13	13	0.716	0.195	87.04
5	11*	Ryan CHARTERS	Porsche Boxster 986 S	1:21.947	8	13	0.814	0.098	86.94
6	86	Ben GREWCOCK	Porsche Boxster 986 S	1:21.950	11	12	0.817	0.003	86.93
7	20	Faye NOBLE-EVANS	Porsche Boxster 986 S	1:22.080	8	11	0.947	0.130	86.80
8	90	Sarah THOMSON	Porsche Boxster 986 S	1:23.547	10	12	2.414	1.467	85.27
9	99	Graham HEARD	Porsche Boxster 986 S	1:23.742	11	11	2.609	0.195	85.07
10	38	Eric BRIDGES	Porsche Boxster 986 S	1:24.783	12	12	3.650	1.041	84.03
11	27*	Barrington DARCY	Porsche Boxster 986 S	1:25.161	3	5	4.028	0.378	83.66
12	60	Anthony LEVY	Porsche Boxster 986 S	1:25.969	3	5	4.836	0.808	82.87
13	72	Mike CURTLER	Porsche Boxster 986 S	1:26.306	10	11	5.173	0.337	82.55
14	46	Matt GOUGH	Porsche Boxster 986 S	1:27.139	3	6	6.006	0.833	81.76
15	22*	Nick WALLIS	Porsche Boxster 986 S	1:28.163	8	11	7.030	1.024	80.81
16	24	Sarah WOOD	Porsche Boxster 986 S	1:32.451	9	10	11.318	4.288	77.06
17	25	Craig HORVATH	Porsche Boxster 986 S	1:32.502	11	11	11.369	0.051	77.02
18	61	Nick LAWRENCE	Porsche Boxster 986 S	1:33.517	3	10	12.384	1.015	76.18
19	64	David HUSSEY	Porsche Boxster 986 S	1:39.318	4	4	18.185	5.801	71.73
DQ	68	Martin MASON	Porsche Boxster 986 S						
DQ	36	William CURTLER	Porsche Boxster 986 S						

Comments:

*Cars 27, 44 requires a working transponder - Regulation Q12.8.1 refers.

*Cars 36, 68 - disqualified from the results of the session. C3.3 - Eligibility - Post Practice Scrutineering

No. 17, 22, 44, 81 - 1 Lap time disallowed; exceeding track limits.

No. 11 - 2 Lap times disallowed; exceeding track limits.

Weather / Track : Cloudy / Dry

These results are provisional until the conclusion of any judicial and technical matters.

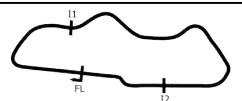
Date: 21/04/2024 Start: 10:40 Finish: 11:19

Donington Park National: 1.9790 miles

Clerk Of Course: Andy Stevens

Stewards:

Timekeeper: Richard Lomax



Porsche Classics Boxster Cup

QUALIFYING - RACE 11 - 2ND FASTEST CLASSIFICATION - AMENDED

POS	NO	NAME	ENTRY	TIME	ON	LAPS	GAP	DIFF	MPH
1	53	Wayne GREGORY	Porsche Boxster 986 S	1:21.407	11	12			87.51
2	44*	Scott EVANS	Porsche Boxster 986 S	1:21.790	3	10	0.383	0.383	87.10
3	11*	Ryan CHARTERS	Porsche Boxster 986 S	1:22.023	9	13	0.616	0.233	86.86
4	81*	Perry DARLING	Porsche Boxster 986 S	1:22.063	8	13	0.656	0.040	86.81
5	17*	Darren KING	Porsche Boxster 986 S	1:22.071	9	13	0.664	0.008	86.81
6	86	Ben GREWCOCK	Porsche Boxster 986 S	1:22.625	10	12	1.218	0.554	86.22
7	20	Faye NOBLE-EVANS	Porsche Boxster 986 S	1:22.681	3	11	1.274	0.056	86.17
8	90	Sarah THOMSON	Porsche Boxster 986 S	1:23.558	12	12	2.151	0.877	85.26
9	99	Graham HEARD	Porsche Boxster 986 S	1:24.653	7	11	3.246	1.095	84.16
10	38	Eric BRIDGES	Porsche Boxster 986 S	1:25.386	10	12	3.979	0.733	83.44
11	27*	Barrington DARCY	Porsche Boxster 986 S	1:25.737	4	5	4.330	0.351	83.09
12	72	Mike CURTLER	Porsche Boxster 986 S	1:27.527	3	11	6.120	1.790	81.39
13	22*	Nick WALLIS	Porsche Boxster 986 S	1:28.281	10	11	6.874	0.754	80.70
14	60	Anthony LEVY	Porsche Boxster 986 S	1:29.051	2	5	7.644	0.770	80.00
15	46	Matt GOUGH	Porsche Boxster 986 S	1:30.297	4	6	8.890	1.246	78.90
16	24	Sarah WOOD	Porsche Boxster 986 S	1:32.645	6	10	11.238	2.348	76.90
17	25	Craig HORVATH	Porsche Boxster 986 S	1:32.801	10	11	11.394	0.156	76.77
18	61	Nick LAWRENCE	Porsche Boxster 986 S	1:34.028	2	10	12.621	1.227	75.77
19	64	David HUSSEY	Porsche Boxster 986 S	1:42.377	2	4	20.970	8.349	69.59
DQ	68	Martin MASON	Porsche Boxster 986 S						
DQ	36	William CURTLER	Porsche Boxster 986 S						

Comments:

*Cars 27, 44 requires a working transponder - Regulation Q12.8.1 refers.

*Cars 36, 68 - disqualified from the results of the session. C3.3 - Eligibility - Post Practice Scrutineering

No. 17, 22, 44, 81 - 1 Lap time disallowed; exceeding track limits.

No. 11 - 2 Lap times disallowed; exceeding track limits.

Weather / Track : Cloudy / Dry

These results are provisional until the conclusion of any judicial and technical matters.

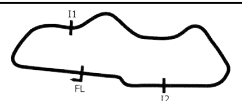
Date: 21/04/2024 Start: 10:40 Finish: 11:19

Donington Park National: 1.9790 miles

Clerk Of Course: Andy Stevens

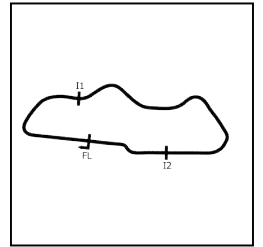
Stewards:

Timekeeper: Richard Lomax



Porsche Classics Boxster Cup

QUALIFYING - RACE 11 - SECTOR ANALYSIS



SECTOR 1 = FL to I1, SECTOR 2 = I1 to I2, SECTOR 3 = I2 to FL, DIFF = Difference To Personal Best Lap, P = Crossed Finish Line in Pit Lane, D = Time Disallowed

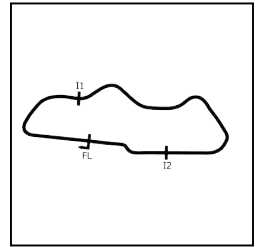
P1 53		Wayne GREGORY				Porsche Boxster 986 S				
IDEAL LAP TIME : 1:21.070		BEST LAP TIME : 1:21.133				DIFFERENCE : 0.063				
LAP	SECTOR 1		SECTOR 2		SECTOR 3		LAP TIME	MPH	DIFF	TIME OF DAY
1 -	29.191	86.8	48.579	113.5	14.977	94.3	1:32.747	76.81	11.614	10:42:00.063
2 -	24.441	95.7	46.916	113.7	14.420	96.2	1:25.777	83.06	4.644	10:43:25.840
3 -	23.376	105.8	43.274	115.5	14.483	96.2	1:21.133 (1)	87.81		10:44:46.973
4 -	23.549	97.1	46.544	113.1	14.786	95.8	1:24.879	83.93	3.746	10:46:11.852
5 -	23.542	101.9	44.240	114.7	14.562	96.4	1:22.344 (3)	86.52	1.211	10:47:34.196
6 -		78.2	49.074	113.3	15.317	92.1	24:00.714	4.94	22:39.581	11:11:34.910
7 -	25.477	89.0	46.737	111.6	15.139	94.1	1:27.353	81.56	6.220	11:13:02.263
8 -	24.893	94.2	44.519	115.5	14.575	96.0	1:23.987	84.83	2.854	11:14:26.250
9 -	24.056	101.3	43.771	115.9	14.781	94.5	1:22.608	86.24	1.475	11:15:48.858
10 -	24.277	97.9	46.288	114.3	14.603	95.8	1:25.168	83.65	4.035	11:17:14.026
11 -	23.452	106.6	43.426	115.5	14.529	96.2	1:21.407 (2)	87.51	0.274	11:18:35.433
12 -	25.441	92.0	48.490	71.5	17.603	87.8	1:31.534	77.83	10.401	11:20:06.967

P2 44		Scott EVANS				Porsche Boxster 986 S				
IDEAL LAP TIME :		BEST LAP TIME : 1:21.280				DIFFERENCE :				
LAP	SECTOR 1		SECTOR 2		SECTOR 3		LAP TIME	MPH	DIFF	TIME OF DAY
1 -							1:31.865	77.55	10.585	10:41:53.609
2 -							1:24.606	84.20	3.326	10:43:18.215
3 -							1:21.790 (2)	87.10	0.510	10:44:40.005
4 -							1:23.632 D	85.19	2.352	10:46:03.637
5 -							1:23.278	85.55	1.998	10:47:26.915
6 -							23:52.487	4.97	22:31.207	11:11:19.402
7 -							1:24.018	84.79	2.738	11:12:43.420
8 -							1:22.730 (3)	86.11	1.450	11:14:06.150
9 -							1:21.280 (1)	87.65		11:15:27.430
10 -						<i>IN PIT</i>	1:56.869 P	60.96	35.589	11:17:24.299

P3 81		Perry DARLING				Porsche Boxster 986 S				
IDEAL LAP TIME : 1:21.300		BEST LAP TIME : 1:21.654				DIFFERENCE : 0.354				
LAP	SECTOR 1		SECTOR 2		SECTOR 3		LAP TIME	MPH	DIFF	TIME OF DAY
1 -	31.452	73.1	53.150	93.3	18.770	81.9	1:43.372	68.92	21.718	10:42:16.633
2 -	28.189	84.4	48.439	107.7	16.771	89.4	1:33.399	76.28	11.745	10:43:50.032
3 -	24.988	96.1	44.889	111.1	15.340	91.9	1:25.217	83.60	3.563	10:45:15.249
4 -	24.122	97.8	44.388	112.2	15.063	92.0	1:23.573	85.25	1.919	10:46:38.822
5 -	24.469	81.2	47.864	112.4	15.455	94.1	1:27.788	81.15	6.134	10:48:06.610
6 -		92.4	44.752	115.5	15.563	91.8	22:49.145	5.20	21:27.491	11:10:55.755
7 -	23.916	107.0	43.451	116.5	14.763	93.8	1:22.130 (3)	86.74	0.476	11:12:17.885
8 -	23.839	102.7	43.141	115.5	15.083	93.7	1:22.063 (2)	86.81	0.409	11:13:39.948
9 -	23.672	103.2	43.209	115.9	14.773	93.4	1:21.654 (1)	87.25		11:15:01.602
10 -	23.662	106.3	44.118	115.5	14.856	93.9	1:22.636	86.21	0.982	11:16:24.238
11 -	23.710	104.0	44.798	113.7	15.131	94.1	1:23.639 D	85.18	1.985	11:17:47.877
12 -	23.771	106.6	42.875	116.1	15.624	88.3	1:22.270	86.60	0.616	11:19:10.147
13 -	24.406	93.2	43.792	113.5	14.943	94.6	1:23.141	85.69	1.487	11:20:33.288

Porsche Classics Boxster Cup

QUALIFYING - RACE 11 - SECTOR ANALYSIS



SECTOR 1 = FL to I1, SECTOR 2 = I1 to I2, SECTOR 3 = I2 to FL, DIFF = Difference To Personal Best Lap, P = Crossed Finish Line in Pit Lane, D = Time Disallowed

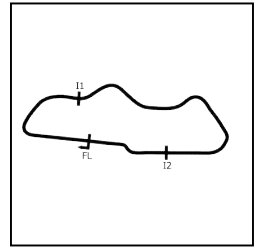
P4 17		Darren KING					Porsche Boxster 986 S				
IDEAL LAP TIME : 1:21.426		BEST LAP TIME : 1:21.849					DIFFERENCE : 0.423				
LAP	SECTOR 1		SECTOR 2		SECTOR 3		LAP TIME	MPH	DIFF	TIME OF DAY	
1 -	29.129	84.0	48.972	107.8	15.380	94.6	1:33.481	76.21	11.632	10:42:04.644	
2 -	24.674	80.8	46.625	115.9	14.714	96.0	1:26.013	82.83	4.164	10:43:30.657	
3 -	23.485	100.0	43.431	117.5	14.510	97.9	1:24.426	D	87.49	10:44:52.083	
4 -	23.613	90.4	1:08.329	104.5	15.603	95.4	1:47.545	66.24	25.696	10:46:39.628	
5 -	24.344	82.1	48.070	116.1	15.729	95.3	1:28.143	80.83	6.294	10:48:07.771	
6 -	OUTLAP	77.4	48.205	115.1	15.272	95.0	22:57.479	5.17	21:35.630	11:11:05.250	
7 -	24.576	92.9	45.538	117.1	14.882	95.7	1:24.996	83.82	3.147	11:12:30.246	
8 -	23.838	96.0	44.105	116.9	14.762	96.6	1:22.705	(3)	86.14	0.856	11:13:52.951
9 -	23.744	98.2	43.708	117.7	14.619	96.5	1:22.071	(2)	86.81	0.222	11:15:15.022
10 -	23.949	96.4	44.158	117.7	14.754	97.2	1:22.861	85.98	1.012	11:16:37.883	
11 -	23.937	98.1	43.683	117.9	15.702	92.9	1:23.322	85.50	1.473	11:18:01.205	
12 -	23.905	98.5	44.728	117.3	14.724	97.9	1:23.357	85.47	1.508	11:19:24.562	
13 -	23.565	100.9	43.719	117.7	14.565	97.8	1:21.849	(1)	87.04	11:20:46.411	

P5 11		Ryan CHARTERS					Porsche Boxster 986 S				
IDEAL LAP TIME : 1:21.598		BEST LAP TIME : 1:21.947					DIFFERENCE : 0.349				
LAP	SECTOR 1		SECTOR 2		SECTOR 3		LAP TIME	MPH	DIFF	TIME OF DAY	
1 -	28.813	85.3	50.132	112.2	15.676	93.8	1:34.621	75.29	12.674	10:42:14.375	
2 -	24.607	96.8	46.516	114.1	14.953	96.0	1:26.076	82.77	4.129	10:43:40.451	
3 -	24.167	98.2	43.930	114.3	14.653	96.4	1:22.750	86.09	0.803	10:45:03.201	
4 -	24.432	81.9	48.007	112.9	14.873	96.5	1:27.312	81.59	5.365	10:46:30.513	
5 -	24.136	90.5	51.210	112.4	IN PIT		1:37.375	P	73.16	15.428	10:48:07.888
6 -	OUTLAP	89.9	44.838	114.9	14.712	95.1	22:45.884	5.21	21:23.937	11:10:53.772	
7 -	24.059	93.5	43.957	115.5	14.601	95.7	1:22.617	86.23	0.670	11:12:16.389	
8 -	23.891	97.5	43.501	114.9	14.555	96.2	1:21.947	(1)	86.94		11:13:38.336
9 -	23.876	98.5	43.644	114.9	14.503	96.1	1:22.023	(2)	86.86	0.076	11:15:00.359
10 -	23.723	100.0	44.875	114.7	14.612	95.7	1:23.210	85.62	1.263	11:16:23.569	
11 -	23.910	102.6	43.826	114.7	14.374	97.5	1:22.110	D	86.76	0.163	11:17:45.679
12 -	23.833	100.1	43.933	116.1	14.556	96.1	1:22.322	(3)	86.54	0.375	11:19:08.001
13 -	23.789	100.3	43.883	114.9	14.687	96.4	1:22.359	D	86.50	0.412	11:20:30.360

P6 86		Ben GREWCOCK					Porsche Boxster 986 S				
IDEAL LAP TIME : 1:21.881		BEST LAP TIME : 1:21.950					DIFFERENCE : 0.069				
LAP	SECTOR 1		SECTOR 2		SECTOR 3		LAP TIME	MPH	DIFF	TIME OF DAY	
1 -	30.885	73.9	53.867	107.2	16.482	92.4	1:41.234	70.37	19.284	10:42:17.778	
2 -	25.006	98.8	44.922	114.1	15.009	95.3	1:24.937	83.88	2.987	10:43:42.715	
3 -	24.330	105.6	44.377	114.5	14.941	95.4	1:23.648	85.17	1.698	10:45:06.363	
4 -	24.144	94.3	49.360	112.0	16.077	91.6	1:29.581	79.53	7.631	10:46:35.944	
5 -	27.002	80.3	48.122	112.9	15.106	94.1	1:30.230	78.96	8.280	10:48:06.174	
6 -	OUTLAP	68.3	54.805	92.5	16.172	93.2	23:41.696	5.01	22:19.746	11:11:47.870	
7 -	24.878	95.4	47.116	112.4	15.032	94.1	1:27.026	81.86	5.076	11:13:14.896	
8 -	24.062	105.1	44.269	113.3	14.818	95.1	1:23.149	(3)	85.68	1.199	11:14:38.045
9 -	24.866	96.6	44.188	113.5	14.739	95.0	1:23.793	85.02	1.843	11:16:01.838	
10 -	23.958	109.1	44.134	113.5	14.533	95.4	1:22.625	(2)	86.22	0.675	11:17:24.463
11 -	23.840	110.1	43.508	114.1	14.602	96.4	1:21.950	(1)	86.93		11:18:46.413
12 -	24.437	91.9	44.767	114.9	14.861	94.5	1:24.065	84.75	2.115	11:20:10.478	

Porsche Classics Boxster Cup

QUALIFYING - RACE 11 - SECTOR ANALYSIS



SECTOR 1 = FL to I1, SECTOR 2 = I1 to I2, SECTOR 3 = I2 to FL, DIFF = Difference To Personal Best Lap, P = Crossed Finish Line in Pit Lane, D = Time Disallowed

P7 20		Faye NOBLE-EVANS				Porsche Boxster 986 S				
IDEAL LAP TIME : 1:21.523		BEST LAP TIME : 1:22.080				DIFFERENCE : 0.557				
LAP	SECTOR 1		SECTOR 2		SECTOR 3		LAP TIME	MPH	DIFF	TIME OF DAY
1 -	30.286	79.7	48.624	112.9	16.312	93.4	1:35.222	74.82	13.142	10:42:02.222
2 -	25.237	90.3	45.170	115.5	15.800	93.7	1:26.207	82.64	4.127	10:43:28.429
3 -	24.163	97.6	43.951	114.7	14.567	95.1	1:22.681 (2)	86.17	0.601	10:44:51.110
4 -	24.186	93.9	1:16.504	112.7	IN PIT		1:59.423 P	59.65	37.343	10:46:50.533
5 -	OUTLAP	63.5	50.846	114.1	15.041	93.5	24:22.089	4.87	23:00.009	11:11:12.622
6 -	25.510	82.6	46.135	115.7	15.501	93.0	1:27.146	81.75	5.066	11:12:39.768
7 -	24.804	87.7	45.264	115.3	14.946	95.4	1:25.014	83.80	2.934	11:14:04.782
8 -	23.943	94.1	43.681	116.1	14.456	97.1	1:22.080 (1)	86.80		11:15:26.862
9 -	23.855	95.3	44.461	114.9	15.116	94.7	1:23.432	85.39	1.352	11:16:50.294
10 -	23.794	98.9	44.691	116.9	15.534	92.3	1:24.019	84.79	1.939	11:18:14.313
11 -	23.806	102.7	43.273	115.5	15.679	92.9	1:22.758 (3)	86.09	0.678	11:19:37.071

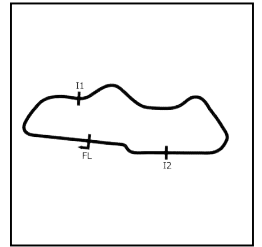
P8 90		Sarah THOMSON				Porsche Boxster 986 S				
IDEAL LAP TIME : 1:23.307		BEST LAP TIME : 1:23.547				DIFFERENCE : 0.240				
LAP	SECTOR 1		SECTOR 2		SECTOR 3		LAP TIME	MPH	DIFF	TIME OF DAY
1 -	27.971	85.2	49.738	110.3	16.374	86.0	1:34.083	75.72	10.536	10:41:58.346
2 -	25.834	92.9	47.829	114.1	IN PIT		1:31.987 P	77.45	8.440	10:43:30.333
3 -		92.3	46.213	113.9	15.744	92.6	1:59.504	59.61	35.957	10:45:29.837
4 -	24.269	98.6	45.974	115.1	15.714	94.6	1:25.957	82.88	2.410	10:46:55.794
5 -	24.888	97.8	45.500	116.1	16.982	92.4	1:27.370	81.54	3.823	10:48:23.164
6 -		67.9	52.966	112.4	15.908	93.5	22:53.861	5.18	21:30.314	11:11:17.025
7 -	24.989	91.4	45.788	115.9	15.252	94.9	1:26.029	82.81	2.482	11:12:43.054
8 -	25.095	97.6	44.831	115.1	15.198	94.9	1:25.124	83.69	1.577	11:14:08.178
9 -	24.112	102.9	44.983	116.3	15.253	94.5	1:24.348 (3)	84.46	0.801	11:15:32.526
10 -	24.298	96.6	44.165	116.1	15.084	94.7	1:23.547 (1)	85.27		11:16:56.073
11 -	24.683	96.2	44.570	116.1	15.140	96.0	1:24.393	84.42	0.846	11:18:20.466
12 -	24.346	97.6	44.182	116.9	15.030	95.4	1:23.558 (2)	85.26	0.011	11:19:44.024

P9 99		Graham HEARD				Porsche Boxster 986 S				
IDEAL LAP TIME : 1:23.742		BEST LAP TIME : 1:23.742				DIFFERENCE : 0.000				
LAP	SECTOR 1		SECTOR 2		SECTOR 3		LAP TIME	MPH	DIFF	TIME OF DAY
1 -	28.224	84.4	49.122	112.0	16.181	89.7	1:33.527	76.17	9.785	10:42:13.087
2 -	24.955	92.5	47.813	115.7	15.657	91.3	1:28.425	80.57	4.683	10:43:41.512
3 -	24.675	95.4	44.342	114.5	16.022	88.4	1:25.039 (3)	83.78	1.297	10:45:06.551
4 -	24.493	91.5	47.968	114.7	16.788	89.3	1:29.249	79.82	5.507	10:46:35.800
5 -	24.890	82.4	45.814	115.3	15.782	91.8	1:26.486	82.37	2.744	10:48:02.286
6 -	OUTLAP	81.9	47.678	113.3	15.898	91.6	23:43.227	5.00	22:19.485	11:11:45.513
7 -	24.493	97.6	44.560	114.9	15.600	92.8	1:24.653 (2)	84.16	0.911	11:13:10.166
8 -	24.523	93.2	44.222	115.5	16.733	89.9	1:25.478	83.35	1.736	11:14:35.644
9 -	31.017	65.9	51.481	79.4	IN PIT		1:51.108 P	64.12	27.366	11:16:26.752
10 -	OUTLAP	95.5	44.536	115.3	15.921	93.9	2:02.733	58.04	38.991	11:18:29.485
11 -	24.358	99.7	43.945	115.5	15.439	93.7	1:23.742 (1)	85.07		11:19:53.227

P10 38		Eric BRIDGES				Porsche Boxster 986 S				
IDEAL LAP TIME : 1:24.537		BEST LAP TIME : 1:24.783				DIFFERENCE : 0.246				
LAP	SECTOR 1		SECTOR 2		SECTOR 3		LAP TIME	MPH	DIFF	TIME OF DAY
1 -	29.162	79.4	50.622	106.0	16.789	93.2	1:36.573	73.77	11.790	10:42:01.864
2 -	26.883	81.3	48.944	113.5	15.789	94.9	1:31.616	77.76	6.833	10:43:33.480
3 -	24.939	90.1	45.726	113.5	15.628	94.7	1:26.293	82.56	1.510	10:44:59.773
4 -	24.977	80.6	47.969	113.3	15.590	92.8	1:28.536	80.47	3.753	10:46:28.309
5 -	24.685	92.0	1:02.501	112.9	IN PIT		1:48.758 P	65.50	23.975	10:48:17.067
6 -	OUTLAP	69.9	48.316	113.7	15.585	94.2	22:44.489	5.22	21:19.706	11:11:01.556
7 -	25.674	75.8	47.217	113.9	15.600	92.8	1:28.491	80.51	3.708	11:12:30.047
8 -	25.617	80.9	46.256	115.1	15.301	93.2	1:27.174	81.72	2.391	11:13:57.221
9 -	24.941	88.1	45.733	115.1	15.101	94.6	1:25.775 (3)	83.06	0.992	11:15:22.996
10 -	24.900	87.2	45.317	114.9	15.169	93.5	1:25.386 (2)	83.44	0.603	11:16:48.382
11 -	24.975	86.8	45.151	114.9	16.328	92.3	1:26.454	82.40	1.671	11:18:14.836
12 -	24.562	91.9	44.874	115.5	15.347	95.3	1:24.783 (1)	84.03		11:19:39.619

Porsche Classics Boxster Cup

QUALIFYING - RACE 11 - SECTOR ANALYSIS



SECTOR 1 = FL to I1, SECTOR 2 = I1 to I2, SECTOR 3 = I2 to FL, DIFF = Difference To Personal Best Lap, P = Crossed Finish Line in Pit Lane, D = Time Disallowed

P11 36		William CURTLER				Porsche Boxster 986 S					
IDEAL LAP TIME : 1:24.898		BEST LAP TIME : 1:24.898				DIFFERENCE : 0.000					
LAP	SECTOR 1		SECTOR 2		SECTOR 3		LAP TIME	MPH	DIFF	TIME OF DAY	
1 -	33.780	74.4	53.479	86.7	18.713	90.4	1:45.972	67.23	21.074	10:42:28.893	
2 -	26.987	87.7	48.426	113.7	16.590	89.7	1:32.003	77.43	7.105	10:44:00.896	
3 -	25.680	90.5	48.453	97.6	17.163	91.0	1:31.296	78.03	6.398	10:45:32.192	
4 -	26.666	88.8	51.255	112.5	17.157	89.3	1:35.078	74.93	10.180	10:47:07.270	
5 -	25.327	90.0	49.545	113.7	16.446	90.0	1:31.318	78.02	6.420	10:48:38.588	
6 -	OUTLAP	63.9	54.133	112.7	17.231	89.9	22:40.315	5.23	21:15.417	11:11:18.903	
7 -	26.184	88.6	46.725	113.7	15.726	92.1	1:28.635	80.38	3.737	11:12:47.538	
8 -	25.074	87.0	45.879	114.3	15.673	92.0	1:26.626	82.24	1.728	11:14:14.164	
9 -	24.989	90.9	45.920	113.7	15.787	92.4	1:26.696	82.17	1.798	11:15:40.860	
10 -	24.855	93.0	45.836	113.9	15.329	92.6	1:26.020 (2)	82.82	1.122	11:17:06.880	
11 -	24.888	91.3	45.594	113.9	15.757	91.6	1:26.239 (3)	82.61	1.341	11:18:33.119	
12 -	24.453	94.3	45.152	114.3	15.293	91.5	1:24.898 (1)	83.92		11:19:58.017	

P12 27		Barrington DARCY				Porsche Boxster 986 S					
IDEAL LAP TIME :		BEST LAP TIME : 1:25.161				DIFFERENCE :					
LAP	SECTOR 1		SECTOR 2		SECTOR 3		LAP TIME	MPH	DIFF	TIME OF DAY	
1 -							1:39.005	71.96	13.844	10:42:19.292	
2 -							1:31.277	78.05	6.116	10:43:50.569	
3 -							1:25.161 (1)	83.66		10:45:15.730	
4 -							1:25.737 (2)	83.09	0.576	10:46:41.467	
5 -							1:27.734 (3)	81.20	2.573	10:48:09.201	

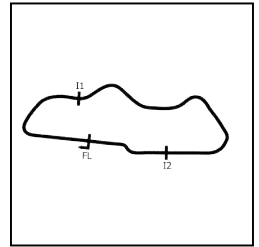
P13 60		Anthony LEVY				Porsche Boxster 986 S					
IDEAL LAP TIME : 1:25.969		BEST LAP TIME : 1:25.969				DIFFERENCE : 0.000					
LAP	SECTOR 1		SECTOR 2		SECTOR 3		LAP TIME	MPH	DIFF	TIME OF DAY	
1 -	30.169	87.9	51.100	106.1	16.440	87.6	1:37.709	72.91	11.740	10:42:07.282	
2 -	25.430	100.7	47.747	110.0	15.874	90.6	1:29.051 (2)	80.00	3.082	10:43:36.333	
3 -	24.693	102.9	45.599	111.4	15.677	92.5	1:25.969 (1)	82.87		10:45:02.302	
4 -	25.643	68.0	50.771	110.3	17.303	86.7	1:33.717	76.02	7.748	10:46:36.019	
5 -	26.217	91.1	48.939	101.6	16.468	91.4	1:31.624 (3)	77.75	5.655	10:48:07.643	

P14 72		Mike CURTLER				Porsche Boxster 986 S					
IDEAL LAP TIME : 1:26.306		BEST LAP TIME : 1:26.306				DIFFERENCE : 0.000					
LAP	SECTOR 1		SECTOR 2		SECTOR 3		LAP TIME	MPH	DIFF	TIME OF DAY	
1 -	29.678	78.6	51.449	103.4	16.336	86.9	1:37.463	73.10	11.157	10:42:18.435	
2 -	27.198	81.7	48.643	105.6	17.855	88.8	1:33.696	76.03	7.390	10:43:52.131	
3 -	25.065	94.5	46.713	107.0	15.749	91.9	1:27.527 (2)	81.39	1.221	10:45:19.658	
4 -	25.120	76.9	49.026	103.4	16.060	92.4	1:30.206	78.98	3.900	10:46:49.864	
5 -	25.922	73.1	49.376	101.3	18.172	87.9	1:33.470	76.22	7.164	10:48:23.334	
6 -	OUTLAP	69.6	49.322	106.1	15.795	93.3	22:47.567	5.20	21:21.261	11:11:10.901	
7 -	25.325	85.3	47.502	105.1	15.749	92.8	1:28.576	80.43	2.270	11:12:39.477	
8 -	25.966	87.8	47.849	104.5	15.926	93.2	1:29.741	79.39	3.435	11:14:09.218	
9 -	25.220	91.8	46.641	106.1	15.917	93.3	1:27.778 (3)	81.16	1.472	11:15:36.996	
10 -	24.742	93.9	46.269	106.0	15.295	95.0	1:26.306 (1)	82.55		11:17:03.302	
11 -	25.065	93.9	47.620	103.2	IN PIT		1:33.014 P	76.59	6.708	11:18:36.316	

P15 46		Matt GOUGH				Porsche Boxster 986 S					
IDEAL LAP TIME : 1:26.997		BEST LAP TIME : 1:27.139				DIFFERENCE : 0.142					
LAP	SECTOR 1		SECTOR 2		SECTOR 3		LAP TIME	MPH	DIFF	TIME OF DAY	
1 -	29.431	79.8	51.676	109.8	16.307	91.8	1:37.414	73.13	10.275	10:42:03.221	
2 -	25.865	79.5	49.366	110.3	15.897	92.5	1:31.128 (3)	78.18	3.989	10:43:34.349	
3 -	25.024	95.3	46.529	110.7	15.586	92.4	1:27.139 (1)	81.76		10:45:01.488	
4 -	25.493	81.3	49.360	109.4	15.444	92.1	1:30.297 (2)	78.90	3.158	10:46:31.785	
5 -	25.491	87.9	1:21.159	74.3	IN PIT		2:10.273 P	54.69	43.134	10:48:42.058	
6 -	OUTLAP	66.3	58.782	80.6	IN PIT		22:50.241 P	5.19	21:23.102	11:11:32.299	

Porsche Classics Boxster Cup

QUALIFYING - RACE 11 - SECTOR ANALYSIS



SECTOR 1 = FL to I1, SECTOR 2 = I1 to I2, SECTOR 3 = I2 to FL, DIFF = Difference To Personal Best Lap, P = Crossed Finish Line in Pit Lane, D = Time Disallowed

P16 22		Nick WALLIS					Porsche Boxster 986 S				
IDEAL LAP TIME : 1:28.028		BEST LAP TIME : 1:28.163					DIFFERENCE : 0.135				
LAP	SECTOR 1		SECTOR 2		SECTOR 3		LAP TIME	MPH	DIFF	TIME OF DAY	
1 -	30.824	74.1	54.197	104.5	16.919	84.9	1:41.940	69.89	13.777	10:42:17.741	
2 -	27.483	84.4	48.930	103.7	17.801	82.6	1:34.214	75.62	6.051	10:43:51.955	
3 -	26.117	91.6	47.586	104.0	IN PIT		1:32.826	P 76.75	4.663	10:45:24.781	
4 -	OUTLAP	89.9	48.944	105.0	16.300	86.9	2:51.833	41.46	1:23.670	10:48:16.614	
5 -	OUTLAP	63.6	55.139	104.6	18.449	81.6	23:03.384	5.15	21:35.221	11:11:19.998	
6 -	26.277	85.8	47.765	105.5	16.187	85.3	4:30.229	D 78.96	2.066	11:12:50.227	
7 -	25.448	92.9	47.400	104.5	15.542	88.5	1:28.390	(3) 80.60	0.227	11:14:18.617	
8 -	25.440	93.7	47.241	103.5	15.482	90.4	1:28.163	(1) 80.81		11:15:46.780	
9 -	25.813	92.9	47.982	110.1	15.569	91.3	1:29.364	79.72	1.201	11:17:16.144	
10 -	25.305	93.5	47.480	104.0	15.496	87.9	1:28.281	(2) 80.70	0.118	11:18:44.425	
11 -	26.063	91.8	47.344	105.5	15.546	86.4	1:28.953	80.09	0.790	11:20:13.378	

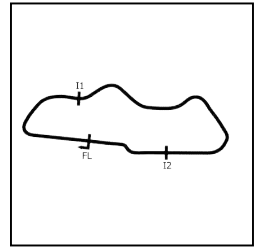
P17 68		Martin MASON					Porsche Boxster 986 S				
IDEAL LAP TIME : 1:28.473		BEST LAP TIME : 1:29.443					DIFFERENCE : 0.970				
LAP	SECTOR 1		SECTOR 2		SECTOR 3		LAP TIME	MPH	DIFF	TIME OF DAY	
1 -	33.100	72.4	58.264	94.2	17.929	92.3	1:49.293	65.18	19.850	10:42:30.940	
2 -	26.704	82.9	49.691	109.2	15.748	92.9	1:32.143	77.32	2.700	10:44:03.083	
3 -	26.056	86.1	47.374	110.5	16.013	92.8	1:29.443	(1) 79.65		10:45:32.526	
4 -	29.050	73.2	56.497	87.9	16.915	91.5	1:42.462	69.53	13.019	10:47:14.988	
5 -	OUTLAP	66.8	55.851	95.1	17.102	88.3	24:14.418	4.89	22:44.975	11:11:29.406	
6 -	27.054	78.3	51.769	105.1	16.012	92.8	1:34.835	75.12	5.392	11:13:04.241	
7 -	26.807	78.3	49.565	111.2	16.360	92.1	1:32.732	76.83	3.289	11:14:36.973	
8 -	26.629	80.3	48.156	111.4	15.711	90.6	1:30.496	(3) 78.72	1.053	11:16:07.469	
9 -	26.217	82.2	47.981	111.6	15.322	91.8	1:29.520	(2) 79.58	0.077	11:17:36.989	
10 -	26.656	80.7	48.624	110.5	15.891	91.5	1:31.171	78.14	1.728	11:19:08.160	
11 -	26.971	79.9	49.151	110.3	16.076	87.1	1:32.198	77.27	2.755	11:20:40.358	

P18 24		Sarah WOOD					Porsche Boxster 986 S				
IDEAL LAP TIME : 1:31.720		BEST LAP TIME : 1:32.451					DIFFERENCE : 0.731				
LAP	SECTOR 1		SECTOR 2		SECTOR 3		LAP TIME	MPH	DIFF	TIME OF DAY	
1 -	34.857	62.8	55.354	100.7	19.285	86.8	1:49.496	65.06	17.045	10:42:28.668	
2 -	29.935	72.4	51.785	103.2	17.962	89.9	1:39.682	71.47	7.231	10:44:08.350	
3 -	28.681	73.2	50.892	107.5	16.562	92.1	1:36.135	74.11	3.684	10:45:44.485	
4 -	27.438	72.7	52.900	105.6	17.060	89.5	1:37.398	73.14	4.947	10:47:21.883	
5 -	OUTLAP	62.7	55.952	95.4	17.096	90.0	24:27.329	4.85	22:54.878	11:11:49.212	
6 -	26.889	80.1	49.478	109.4	16.278	89.2	1:32.645	(2) 76.90	0.194	11:13:21.857	
7 -	26.947	79.4	49.429	108.2	16.495	91.1	1:32.871	76.71	0.420	11:14:54.728	
8 -	26.922	77.4	50.120	107.5	17.230	86.5	1:34.272	75.57	1.821	11:16:29.000	
9 -	26.830	82.0	48.612	112.9	17.009	88.4	1:32.451	(1) 77.06		11:18:01.451	
10 -	27.085	80.9	49.118	112.7	16.558	90.9	1:32.761	(3) 76.80	0.310	11:19:34.212	

P19 25		Craig HORVATH					Porsche Boxster 986 S				
IDEAL LAP TIME : 1:31.929		BEST LAP TIME : 1:32.502					DIFFERENCE : 0.573				
LAP	SECTOR 1		SECTOR 2		SECTOR 3		LAP TIME	MPH	DIFF	TIME OF DAY	
1 -	31.877	79.0	54.393	89.0	18.770	83.8	1:45.040	67.82	12.538	10:42:23.494	
2 -	27.638	82.4	49.802	106.1	17.366	89.0	1:34.806	75.14	2.304	10:43:58.300	
3 -	27.020	82.9	49.192	104.6	17.230	89.7	1:33.442	76.24	0.940	10:45:31.742	
4 -	26.768	86.7	51.732	105.3	17.606	87.6	1:36.106	74.13	3.604	10:47:07.848	
5 -	26.656	87.0	49.660	106.6	17.086	87.9	1:33.402	(3) 76.27	0.900	10:48:41.250	
6 -	OUTLAP	67.8	55.893	103.2	16.979	89.0	22:59.931	5.16	21:27.429	11:11:41.181	
7 -	27.305	84.9	53.103	106.3	16.982	89.3	1:37.390	73.15	4.888	11:13:18.571	
8 -	26.960	82.4	50.231	107.2	17.029	90.3	1:34.220	75.61	1.718	11:14:52.791	
9 -	27.690	77.0	50.906	106.5	16.324	90.4	1:34.920	75.05	2.418	11:16:27.711	
10 -	26.863	85.3	49.270	108.0	16.668	90.3	1:32.801	(2) 76.77	0.299	11:18:00.512	
11 -	27.017	85.2	48.949	108.7	16.536	90.9	1:32.502	(1) 77.02		11:19:33.014	

Porsche Classics Boxster Cup

QUALIFYING - RACE 11 - SECTOR ANALYSIS



SECTOR 1 = FL to I1, SECTOR 2 = I1 to I2, SECTOR 3 = I2 to FL, DIFF = Difference To Personal Best Lap, P = Crossed Finish Line in Pit Lane, D = Time Disallowed

P20 61		Nick LAWRENCE				Porsche Boxster 986 S				
IDEAL LAP TIME : 1:33.244		BEST LAP TIME : 1:33.517				DIFFERENCE : 0.273				
LAP	SECTOR 1	SECTOR 2		SECTOR 3		LAP TIME	MPH	DIFF	TIME OF DAY	
1 -	31.418	75.0	57.463	96.9	18.233	83.0	1:47.114	66.51	13.597	10:42:21.917
2 -	27.229	82.7	50.220	103.0	16.579	84.5	1:34.028 (2)	75.77	0.511	10:43:55.945
3 -	27.179	84.2	49.610	102.9	16.728	89.0	1:33.517 (1)	76.18		10:45:29.462
4 -	27.598	82.9	52.642	105.8	IN PIT		1:42.546 P	69.47	9.029	10:47:12.008
5 -	OUTLAP	68.7	58.414	100.3	18.247	88.1	24:09.900	4.91	22:36.383	11:11:21.908
6 -	28.447	74.8	53.445	106.6	17.037	88.4	1:38.929	72.01	5.412	11:13:00.837
7 -	27.850	80.3	50.585	106.8	17.340	86.9	1:35.775	74.38	2.258	11:14:36.612
8 -	31.727	66.8	52.332	105.6	18.159	86.9	1:42.218	69.70	8.701	11:16:18.830
9 -	27.055	83.5	50.384	108.7	16.621	88.5	1:34.060 (3)	75.74	0.543	11:17:52.890
10 -	30.531	72.1	53.613	76.1	IN PIT		1:51.587 P	63.84	18.070	11:19:44.477

P21 64		David HUSSEY				Porsche Boxster 986 S				
IDEAL LAP TIME : 1:39.276		BEST LAP TIME : 1:39.318				DIFFERENCE : 0.042				
LAP	SECTOR 1	SECTOR 2		SECTOR 3		LAP TIME	MPH	DIFF	TIME OF DAY	
1 -	33.164	75.7	1:00.381	75.3	20.388	78.0	1:53.933	62.53	14.615	10:42:24.967
2 -	29.502	79.7	54.919	93.2	17.956	78.9	1:42.377 (2)	69.59	3.059	10:44:07.344
3 -	30.213	79.0	55.400	94.6	18.053	78.3	1:43.666 (3)	68.72	4.348	10:45:51.010
4 -	28.538	81.1	52.782	87.7	17.998	78.5	1:39.318 (1)	71.73		10:47:30.328

Porsche Classics Boxster Cup

QUALIFYING - RACE 11 - BEST SECTORS

SECTOR 1			SECTOR 2			SECTOR 3			IDEAL / BEST COMPARISON						
POS	NO	NAME	TIME	NO	NAME	TIME	NO	NAME	TIME	POS	NO	NAME	IDEAL	BEST	DIFF
													PERFECT LAP	1:20.625	
1	53	GREGORY	23.376	81	DARLING	42.875	11	CHARTERS	14.374	1	53	GREGORY	1:21.070	1:21.133	0.063
2	17	KING	23.485	20	NOBLE-EVANS	43.273	53	GREGORY	14.420	2	81	DARLING	1:21.300	1:21.654	0.354
3	81	DARLING	23.662	53	GREGORY	43.274	20	NOBLE-EVANS	14.456	3	17	KING	1:21.426	1:21.849	0.423
4	11	CHARTERS	23.723	17	KING	43.431	17	KING	14.510	4	20	NOBLE-EVANS	1:21.523	1:22.080	0.557
5	20	NOBLE-EVANS	23.794	11	CHARTERS	43.501	86	GREWCOCK	14.533	5	11	CHARTERS	1:21.598	1:21.947	0.349
6	86	GREWCOCK	23.840	86	GREWCOCK	43.508	81	DARLING	14.763	6	86	GREWCOCK	1:21.881	1:21.950	0.069
7	90	THOMSON	24.112	99	HEARD	43.945	90	THOMSON	15.030	7	90	THOMSON	1:23.307	1:23.547	0.240
8	99	HEARD	24.358	90	THOMSON	44.165	38	BRIDGES	15.101	8	99	HEARD	1:23.742	1:23.742	0.000
9	36	CURLER	24.453	38	BRIDGES	44.874	36	CURLER	15.293	9	38	BRIDGES	1:24.537	1:24.783	0.246
10	38	BRIDGES	24.562	36	CURLER	45.152	72	CURLER	15.295	10	36	CURLER	1:24.898	1:24.898	0.000
11	60	LEVY	24.693	60	LEVY	45.599	68	MASON	15.322	11	60	LEVY	1:25.969	1:25.969	0.000
12	72	CURLER	24.742	72	CURLER	46.269	99	HEARD	15.439	12	72	CURLER	1:26.306	1:26.306	0.000
13	46	GOUGH	25.024	46	GOUGH	46.529	46	GOUGH	15.444	13	46	GOUGH	1:26.997	1:27.139	0.142
14	22	WALLIS	25.305	22	WALLIS	47.241	22	WALLIS	15.482	14	22	WALLIS	1:28.028	1:28.163	0.135
15	68	MASON	25.777	68	MASON	47.374	60	LEVY	15.677	15	68	MASON	1:28.473	1:29.443	0.970
16	25	HORVATH	26.656	24	WOOD	48.612	24	WOOD	16.278	16	24	WOOD	1:31.720	1:32.451	0.731
17	24	WOOD	26.830	25	HORVATH	48.949	25	HORVATH	16.324	17	25	HORVATH	1:31.929	1:32.502	0.573
18	61	LAWRENCE	27.055	61	LAWRENCE	49.610	61	LAWRENCE	16.579	18	61	LAWRENCE	1:33.244	1:33.517	0.273
19	64	HUSSEY	28.538	64	HUSSEY	52.782	64	HUSSEY	17.956	19	64	HUSSEY	1:39.276	1:39.318	0.042
20										20	44	EVANS		1:21.280	
21										21	27	DARCY		1:25.161	

Porsche Classics Boxster Cup

QUALIFYING - RACE 11 - BEST SPEEDS

POS	INTERMEDIATE 1			INTERMEDIATE 2			FINISH LINE		
	NO	NAME	MPH	NO	NAME	MPH	NO	NAME	MPH
1	86	GREWCOCK	110.1	17	KING	117.9	17	KING	97.9
2	81	DARLING	107.0	20	NOBLE-EVANS	116.9	11	CHARTERS	97.5
3	53	GREGORY	106.6	90	THOMSON	116.9	20	NOBLE-EVANS	97.1
4	90	THOMSON	102.9	81	DARLING	116.5	53	GREGORY	96.4
5	60	LEVY	102.9	11	CHARTERS	116.1	86	GREWCOCK	96.4
6	20	NOBLE-EVANS	102.7	53	GREGORY	115.9	90	THOMSON	96.0
7	11	CHARTERS	102.6	99	HEARD	115.7	38	BRIDGES	95.3
8	17	KING	100.9	38	BRIDGES	115.5	72	CURLER	95.0
9	99	HEARD	99.7	86	GREWCOCK	114.9	81	DARLING	94.6
10	46	GOUGH	95.3	36	CURLER	114.3	99	HEARD	93.9
11	72	CURLER	94.5	24	WOOD	112.9	68	MASON	92.9
12	36	CURLER	94.3	68	MASON	111.6	36	CURLER	92.6
13	22	WALLIS	93.7	60	LEVY	111.4	60	LEVY	92.5
14	38	BRIDGES	92.0	46	GOUGH	110.7	46	GOUGH	92.5
15	25	HORVATH	87.0	22	WALLIS	110.1	24	WOOD	92.1
16	68	MASON	86.1	25	HORVATH	108.7	22	WALLIS	91.3
17	64	HUSSEY	85.0	61	LAWRENCE	108.7	25	HORVATH	90.9
18	61	LAWRENCE	84.2	72	CURLER	107.0	61	LAWRENCE	89.0
19	24	WOOD	82.0	64	HUSSEY	94.6	64	HUSSEY	78.9
20									
21									

Porsche Classics Boxster Cup

QUALIFYING - RACE 11 - STATISTICS

Competitors Started 21
Planned Start 2024-04-21 @ 10:45:00.000
Actual Start 2024-04-21 @ 10:40:00.171
Finish Time 2024-04-21 @ 11:19:31.749
Track Length 1.9790mi.
Total Laps 215
Total Distance Covered 425.4994mi.

Session Fastest Lap History

NO	NAME	LAP TIME	TIME OF DAY	LAP	VEHICLE
44	Scott EVANS	1:31.865	10:41:53.609	1	Porsche Boxster 986 S
44	Scott EVANS	1:24.606	10:43:18.215	2	Porsche Boxster 986 S
44	Scott EVANS	1:21.790	10:44:40.005	3	Porsche Boxster 986 S
53	Wayne GREGORY	1:21.133	10:44:46.981	3	Porsche Boxster 986 S

Flag History


TYPE	TIME OF DAY
GREEN	10:40:00.171
RED	10:48:48.242
GREEN	11:09:28.315
FINISH	11:19:31.749

Flag Statistics

TYPE	COUNT	TOTAL LAPS	TOTAL TIME
Green	2	13	20:38.017
Red	1	0	20:40.073
Safety Car	0	0	0.000
FCY	0	0	0.000

Porsche Classics Boxster Cup

RACE 11 - GRID (25 minutes)

ROW 10	19	36 William CURTLER	20	68 Martin MASON
ROW 9	10 seconds delay			
ROW 8	15	1:33.517 61 Nick LAWRENCE	16	1:39.318 64 David HUSSEY
ROW 7	13	1:32.451 24 Sarah WOOD	14	1:32.502 25 Craig HORVATH
ROW 6	11	1:27.139 46 Matt GOUGH	12	1:28.163 22 Nick WALLIS
ROW 5	9	1:24.783 38 Eric BRIDGES	10	1:26.306 72 Mike CURTLER
ROW 4	7	1:23.547 90 Sarah THOMSON	8	1:23.742 99 Graham HEARD
ROW 3	5	1:21.950 86 Ben GREWCOCK	6	1:22.080 20 Faye NOBLE-EVANS
ROW 2	3	1:21.849 17 Darren KING	4	1:21.947 11 Ryan CHARTERS
ROW 1	1	1:21.133 53 Wayne GREGORY	2	1:21.654 81 Perry DARLING
Pole				
				

Comments:

Cars 27, 44, 60 - withdrawn

Cars 36, 68 - allowed to start from the back of the grid with 10 seconds delay

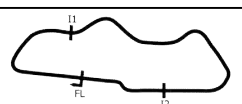
These results are provisional until the conclusion of any judicial and technical matters.

Donington Park National: 1.9790 miles

Clerk Of Course: Andy Stevens

Stewards:

Timekeeper: Richard Lomax



Porsche Classics Boxster Cup

RACE 15 - GRID (25 minutes)

ROW 10	19	36 William CURTLER	20	68 Martin MASON
ROW 9	10 seconds delay			
ROW 8	15	1:34.028 61 Nick LAWRENCE	16	1:42.377 64 David HUSSEY
ROW 7	13	1:32.645 24 Sarah WOOD	14	1:32.801 25 Craig HORVATH
ROW 6	11	1:28.281 22 Nick WALLIS	12	1:30.297 46 Matt GOUGH
ROW 5	9	1:25.386 38 Eric BRIDGES	10	1:27.527 72 Mike CURTLER
ROW 4	7	1:23.558 90 Sarah THOMSON	8	1:24.653 99 Graham HEARD
ROW 3	5	1:22.625 86 Ben GREWCOCK	6	1:22.681 20 Faye NOBLE-EVANS
ROW 2	3	1:22.063 81 Perry DARLING	4	1:22.071 17 Darren KING
ROW 1	1	1:21.407 53 Wayne GREGORY	2	1:22.023 11 Ryan CHARTERS
Pole				

Comments:
 Cars 27, 44, 60 - withdrawn
 Cars 36, 68 - allowed to start from the back of the grid with 10 seconds delay

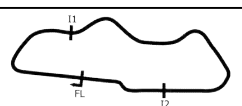
These results are provisional until the conclusion of any judicial and technical matters.

Donington Park National: 1.9790 miles

Clerk Of Course: Andy Stevens

Stewards:

Timekeeper: Richard Lomax



Porsche Classics Boxster Cup

RACE 11 - CLASSIFICATION - AMENDED

Race Distance: 19 Laps / 37.60 miles

POS	NO	NAME	ENTRY	LAPS	TIME	GAP	DIFF	MPH	BEST	ON	GRD	↑↓
1	11	Ryan CHARTERS	Porsche Boxster 986 S	19	25:55.974			86.91	1:20.329	14	4	3
2	17	Darren KING	Porsche Boxster 986 S	19	25:59.673	3.699	3.699	86.70	1:20.413	14	3	1
3	20	Faye NOBLE-EVANS	Porsche Boxster 986 S	19	25:59.987	4.013	0.314	86.68	1:20.671	15	6	3
4	86	Ben GREWCOCK	Porsche Boxster 986 S	19	26:03.940	7.966	3.953	86.46	1:20.860	9	5	1
5	99	Graham HEARD	Porsche Boxster 986 S	19	26:21.274	25.300	17.334	85.52	1:21.654	8	8	3
6	90	Sarah THOMSON	Porsche Boxster 986 S	19	26:30.379	34.405	9.105	85.03	1:22.187	11	7	1
7	46	Matt GOUGH	Porsche Boxster 986 S	19	26:43.964	47.990	13.585	84.31	1:22.688	19	11	4
8	38	Eric BRIDGES	Porsche Boxster 986 S	19	26:44.724	48.750	0.760	84.27	1:22.499	19	9	1
9	72	Mike CURTLER	Porsche Boxster 986 S	18	26:22.232	1 Lap	1 Lap	80.96	1:24.799	10	10	1
10	25	Craig HORVATH	Porsche Boxster 986 S	18	27:04.256	1 Lap	42.024	78.87	1:27.373	13	14	4
11	24	Sarah WOOD	Porsche Boxster 986 S	18	27:04.875	1 Lap	0.619	78.84	1:27.544	13	13	2
12	68	Martin MASON	Porsche Boxster 986 S	17	26:26.357	2 Laps	1 Lap	76.26	1:30.172	11	18	6
13	61	Nick LAWRENCE	Porsche Boxster 986 S	17	26:31.987	2 Laps	5.630	75.99	1:30.008	14	15	2
14	64	David HUSSEY	Porsche Boxster 986 S	16	25:59.819	3 Laps	1 Lap	72.99	1:34.090	7	16	2

NOT CLASSIFIED

DNF	53	Wayne GREGORY	Porsche Boxster 986 S	17	23:34.290	2 Laps	0.000	85.54	1:20.073	14		1
DNF	22	Nick WALLIS	Porsche Boxster 986 S	15	21:48.529	4 Laps	2 Laps	81.56	1:25.221	15		12
DQ	81	Perry DARLING	Porsche Boxster 986 S									2
DQ	36	William CURTLER	Porsche Boxster 986 S									17

FASTEST LAP

53	Wayne GREGORY	Porsche Boxster 986 S	14	1:20.073	88.97 mph	143.19 kph
----	---------------	-----------------------	----	----------	-----------	------------

Comments:

Car 36 - Disqualified from the results of the race. Eligibility - post race scrutineering
 Car 81 - Disqualified from the results of the race. Q12.21.4 - causing a collision

Weather / Track : Cloudy / Dry

These results are provisional until the conclusion of any judicial and technical matters.

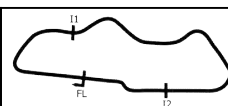
Date: 21/04/2024 Start: 13:32 Finish: 13:58

Donington Park National: 1.9790 miles

Clerk Of Course: Andy Stevens

Stewards:

Timekeeper: Richard Lomax



Porsche Classics Boxster Cup

RACE 11 - LAP CHART

LAP 1 @ 13:34:08.640			LAP 2 @ 13:35:31.653			LAP 3 @ 13:36:55.367			LAP 4 @ 13:38:16.942			LAP 5 @ 13:39:39.516		
NO	BEHIND	LAP TIME	NO	BEHIND	LAP TIME	NO	BEHIND	LAP TIME	NO	BEHIND	LAP TIME	NO	BEHIND	LAP TIME
81		1:27.394	81		1:23.013	81		1:23.714	81		1:21.575	81		1:22.574
53	0.151	1:27.545	11	0.533	1:22.446	11	0.420	1:23.601	11	0.988	1:22.143	11	0.489	1:22.075
11	1.100	1:28.494	53	0.734	1:23.596	53	0.649	1:23.629	53	1.281	1:22.207	53	0.692	1:21.985
17	1.570	1:28.964	17	0.947	1:22.390	17	1.484	1:24.251	17	2.014	1:22.105	86	1.745	1:21.890
86	1.857	1:29.251	86	1.337	1:22.493	86	1.797	1:24.174	86	2.429	1:22.207	17	2.771	1:23.331
20	2.273	1:29.667	20	1.931	1:22.671	20	1.958	1:23.741	20	2.661	1:22.278	20	2.957	1:22.870
38	4.148	1:31.542	90	5.949	1:24.596	90	5.324	1:23.089	90	7.115	1:23.366	90	7.705	1:23.164
90	4.366	1:31.760	38	6.904	1:25.769	38	7.734	1:24.544	99	10.533	1:23.891	99	10.611	1:22.652
99	4.824	1:32.218	72	8.047	1:25.724	99	8.217	1:22.661	38	12.365	1:26.206	38	13.933	1:24.142
72	5.336	1:32.730	99	9.270	1:27.459	72	9.534	1:25.201	72	13.329	1:25.370	46	15.946	1:24.377
46	6.481	1:33.875	46	10.468	1:27.000	46	11.435	1:24.681	46	14.143	1:24.283	72	16.339	1:25.584
22	7.682	1:35.076	22	12.237	1:27.568	22	16.546	1:28.023	22	22.076	1:27.105	22	26.955	1:27.453
25	11.469	1:38.863	25	19.496	1:31.040	25	28.573	1:32.791	25	38.390	1:31.392	36	45.641	1:29.085
24	12.400	1:39.794	24	21.200	1:31.813	24	29.248	1:31.762	36	39.130	1:29.063	25	47.345	1:31.529
61	15.267	1:42.661	36	26.150	1:28.777	36	31.642	1:29.206	24	39.389	1:31.716	24	48.027	1:31.212
64	19.245	1:46.639	61	27.566	1:35.312	61	40.452	1:36.600	61	51.243	1:32.366	61	1:00.311	1:31.642
36	20.386	1:47.780	68	32.277	1:32.413	68	41.912	1:33.349	68	51.860	1:31.523	68	1:00.835	1:31.549
68	22.877	1:50.271	64	34.342	1:38.110	64	49.984	1:39.356	64	1:05.390	1:36.981	64	1:17.590	1:34.774

Porsche Classics Boxster Cup

RACE 11 - LAP CHART

LAP 6 @ 13:41:00.702			LAP 7 @ 13:42:22.109			LAP 8 @ 13:43:43.214			LAP 9 @ 13:45:03.731			LAP 10 @ 13:46:26.094		
NO	BEHIND	LAP TIME	NO	BEHIND	LAP TIME	NO	BEHIND	LAP TIME	NO	BEHIND	LAP TIME	NO	BEHIND	LAP TIME
81		1:21.186	81		1:21.407	81		1:21.105	81		1:20.517	81		1:22.363
11	0.482	1:21.179	11	1.101	1:22.026	11	1.241	1:21.245	11	1.945	1:21.221	25	1 Lap	1:29.996
53	1.124	1:21.618	53	1.375	1:21.658	61	1 Lap	1:31.123	53	2.212	1:21.263	11	1.581	1:21.999
86	1.636	1:21.077	17	2.803	1:21.536	53	1.466	1:21.196	17	2.848	1:20.748	53	1.774	1:21.925
17	2.674	1:21.089	86	3.222	1:22.993	17	2.617	1:20.919	86	3.795	1:20.860	17	1.930	1:21.445
20	3.417	1:21.646	20	3.796	1:21.786	86	3.452	1:21.335	20	4.230	1:20.893	24	1 Lap	1:31.066
90	9.579	1:23.060	90	11.401	1:23.229	20	3.854	1:21.163	68	1 Lap	1:33.047	86	3.232	1:21.800
99	11.852	1:22.427	64	1 Lap	1:36.580	90	12.601	1:22.305	61	1 Lap	1:33.885	20	3.832	1:21.965
38	16.346	1:23.599	99	12.490	1:22.045	99	13.039	1:21.654	99	15.068	1:22.546	99	14.993	1:22.288
46	18.847	1:24.087	38	18.627	1:23.688	38	22.126	1:24.604	90	16.004	1:23.920	90	16.476	1:22.835
72	20.320	1:25.167	46	21.175	1:23.735	46	24.404	1:24.334	38	26.695	1:25.086	68	1 Lap	1:32.623
22	33.495	1:27.726	72	24.024	1:25.111	64	1 Lap	1:34.090	46	27.645	1:23.758	61	1 Lap	1:32.491
36	50.934	1:26.479	22	38.503	1:26.415	72	27.990	1:25.071	72	33.570	1:26.097	38	28.194	1:23.862
25	56.222	1:30.063	36	55.790	1:26.263	22	43.714	1:26.316	64	1 Lap	1:38.144	46	29.024	1:23.742
24	56.722	1:29.881	25	1:05.216	1:30.401	36	1:00.745	1:26.060	22	48.526	1:25.329	72	36.006	1:24.799
68	1:10.830	1:31.181	24	1:05.745	1:30.430	25	1:14.297	1:30.186	36	1:05.199	1:24.971	22	52.779	1:26.616
61	1:12.777	1:33.652	68	1:20.967	1:31.544	24	1:14.855	1:30.215				64	1 Lap	1:36.087
												36	1:07.707	1:24.871

Porsche Classics Boxster Cup

RACE 11 - LAP CHART

LAP 11 @ 13:47:46.660			LAP 12 @ 13:49:08.122			LAP 13 @ 13:50:29.221			LAP 14 @ 13:51:50.202			LAP 15 @ 13:53:11.422		
NO	BEHIND	LAP TIME	NO	BEHIND	LAP TIME	NO	BEHIND	LAP TIME	NO	BEHIND	LAP TIME	NO	BEHIND	LAP TIME
81		1:20.566	81		1:21.462	81		1:21.099	81		1:20.981	11		1:21.040
11	1.676	1:20.661	11	1.156	1:20.942	11	0.832	1:20.775	11	0.180	1:20.329	81	0.657	1:21.877
53	1.870	1:20.662	53	1.457	1:21.049	53	1.396	1:21.038	53	0.488	1:20.073	53	1.008	1:21.740
17	3.255	1:21.891	17	2.689	1:20.896	17	2.191	1:20.601	17	1.623	1:20.413	17	1.211	1:20.808
86	3.617	1:20.951	86	3.350	1:21.195	86	3.476	1:21.225	86	3.645	1:21.150	36	1 Lap	1:26.893
20	4.291	1:21.025	20	3.673	1:20.844	20	3.734	1:21.160	20	3.787	1:21.034	20	3.238	1:20.671
25	1 Lap	1:29.963	25	1 Lap	1:28.271	64	2 Laps	1:38.402	99	20.765	1:22.448	86	4.214	1:21.789
24	1 Lap	1:29.265	99	18.335	1:23.699	99	19.298	1:22.062	90	23.175	1:22.683	99	21.965	1:22.420
99	16.098	1:21.671	24	1 Lap	1:29.328	90	21.473	1:22.790	64	2 Laps	1:37.776	90	24.747	1:22.792
90	18.097	1:22.187	90	19.782	1:23.147	25	1 Lap	1:29.345	25	1 Lap	1:27.373	64	2 Laps	1:37.113
38	31.517	1:23.889	38	33.644	1:23.589	24	1 Lap	1:28.124	24	1 Lap	1:27.544	25	1 Lap	1:29.601
46	32.448	1:23.990	46	34.124	1:23.138	38	36.231	1:23.686	38	38.408	1:23.158	24	1 Lap	1:29.228
68	1 Lap	1:31.439	68	1 Lap	1:30.172	46	36.639	1:23.614	46	38.977	1:23.319	46	41.684	1:23.927
61	1 Lap	1:32.243	72	44.379	1:25.485	72	51.510	1:28.230	68	1 Lap	1:31.058	38	41.931	1:24.743
72	40.356	1:24.916	61	1 Lap	1:31.225	68	1 Lap	1:30.712	72	1:05.146	1:34.617	68	1 Lap	1:31.495
22	59.373	1:27.160	22	1:04.221	1:26.310	61	1 Lap	1:33.626	61	1 Lap	1:30.297	61	1 Lap	1:30.008
36	1:11.428	1:24.287	36	1:14.656	1:24.690	22	1:09.428	1:26.306	22	1:14.352	1:25.905	72	1:18.326	1:34.400
64	1 Lap	1:36.440				36	1:18.335	1:24.778				22	1:18.353	1:25.221

Porsche Classics Boxster Cup

RACE 11 - LAP CHART

LAP 16 @ 13:54:31.968			LAP 17 @ 13:55:54.112			LAP 18 @ 13:57:16.083			LAP 19 @ 13:58:37.220		
NO	BEHIND	LAP TIME	NO	BEHIND	LAP TIME	NO	BEHIND	LAP TIME	NO	BEHIND	LAP TIME
11		1:20.546	11		1:22.144	11		1:21.971	11		1:21.137
81	0.835	1:20.724	68	2 Laps	1:32.089	81	2.154	1:21.377	81	2.025	1:21.008
53	1.074	1:20.612	81	2.748	1:24.057	17	2.970	1:21.304	17	3.699	1:21.866
17	1.732	1:21.067	17	3.637	1:24.049	20	3.722	1:21.097	64	3 Laps	1:37.637
20	3.529	1:20.837	20	4.596	1:23.211	86	6.964	1:22.838	20	4.013	1:21.428
86	5.166	1:21.498	86	6.097	1:23.075	68	2 Laps	1:37.426	86	7.966	1:22.139
36	1 Lap	1:26.764	72	1 Lap	1:37.254	72	1 Lap	1:27.696	99	25.300	1:23.222
99	23.361	1:21.942	36	1 Lap	1:27.395	36	1 Lap	1:26.518	72	1 Lap	1:28.780
90	27.219	1:23.018	61	2 Laps	1:40.364	99	23.215	1:22.126	36	1 Lap	1:28.800
46	44.228	1:23.090	53	21.424	1:42.494 P	61	2 Laps	1:32.447	68	2 Laps	1:34.466
38	45.279	1:23.894	99	23.060	1:21.843	90	30.368	1:23.901	90	34.405	1:25.174
25	1 Lap	1:28.463	90	28.438	1:23.363	46	46.439	1:22.982	61	2 Laps	1:32.045
24	1 Lap	1:28.601	46	45.428	1:23.344	38	47.388	1:22.568	46	47.990	1:22.688
64	2 Laps	1:35.408	38	46.791	1:23.656	25	1 Lap	1:28.051	38	48.750	1:22.499
			25	1 Lap	1:28.685	24	1 Lap	1:28.205	25	1 Lap	1:28.243
			24	1 Lap	1:28.499				24	1 Lap	1:28.192
			64	2 Laps	1:36.282						

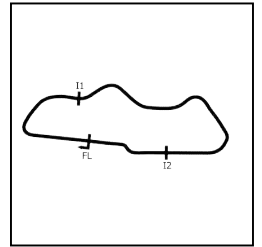
Porsche Classics Boxster Cup

RACE 11 - POSITION CHART

No	Name	Lap																				
		Pos	1	2	3	4	5	6	7	8	9	10	11	12	13	14	15	16	17	18	19	
53	GREGORY	1	81	81	81	81	81	81	81	81	81	81	81	81	81	81	81	11	11	11	11	11
81	DARLING	2	53	11	11	11	11	11	11	11	11	11	11	11	11	11	11	81	81	81	81	81
17	KING	3	11	53	53	53	53	53	53	53	53	53	53	53	53	53	53	53	53	17	17	17
11	CHARTERS	4	17	17	17	17	86	86	17	17	17	17	17	17	17	17	17	17	17	20	20	20
86	GREWCOCK	5	86	86	86	86	17	17	86	86	86	86	86	86	86	86	86	20	20	86	86	86
20	NOBLE-EVANS	6	20	20	20	20	20	20	20	20	20	20	20	20	20	20	20	86	86	53	99	99
90	THOMSON	7	38	90	90	90	90	90	90	90	99	99	99	99	99	99	99	99	99	99	90	90
99	HEARD	8	90	38	38	99	99	99	99	99	99	90	90	90	90	90	90	90	90	90	46	46
38	BRIDGES	9	99	72	99	38	38	38	38	38	38	38	38	38	38	38	38	46	46	46	38	38
72	CURLER	10	72	99	72	72	46	46	46	46	46	46	46	46	46	46	46	38	38	38	72	72
46	GOUGH	11	46	46	46	46	72	72	72	72	72	72	72	72	72	72	72	72	72	72	36	36
22	WALLIS	12	22	22	22	22	22	22	22	22	22	22	22	22	22	22	22	22	36	36	25	25
24	WOOD	13	25	25	25	25	36	36	36	36	36	36	36	36	36	36	36	36	25	25	24	24
25	HORVATH	14	24	24	24	36	25	25	25	25	25	25	25	25	25	25	25	25	24	24		
61	LAWRENCE	15	61	36	36	24	24	24	24	24	24	24	24	24	24	24	24	24	68	68		
64	HUSSEY	16	64	61	61	61	61	68	68	68	68	68	68	68	68	68	68	68	61	61		
36	CURLER	17	36	68	68	68	68	61	61	61	61	61	61	61	61	61	61	61	64			
68	MASON	18	68	64	64	64	64	64	64	64	64	64	64	64	64	64	64	64				

Porsche Classics Boxster Cup

RACE 11 - SECTOR ANALYSIS



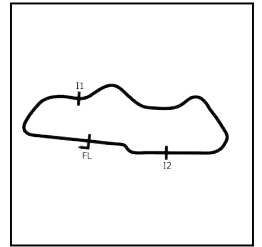
SECTOR 1 = FL to I1, SECTOR 2 = I1 to I2, SECTOR 3 = I2 to FL, DIFF = Difference To Personal Best Lap, P = Crossed Finish Line in Pit Lane, D = Time Disallowed

P1 11		Ryan CHARTERS					Porsche Boxster 986 S				
IDEAL LAP TIME : 1:20.261		BEST LAP TIME : 1:20.329					DIFFERENCE : 0.068				
LAP	SECTOR 1		SECTOR 2		SECTOR 3		LAP TIME	MPH	DIFF	TIME OF DAY	
1 -		95.4	44.833	115.7	14.643	96.5	1:28.494	80.50	8.165	13:34:09.740	
2 -	23.669	104.2	44.006	114.9	14.771	95.5	1:22.446	86.41	2.117	13:35:32.186	
3 -	24.060	98.1	44.852	114.5	14.689	95.5	1:23.601	85.22	3.272	13:36:55.787	
4 -	23.795	103.2	43.701	115.1	14.647	96.2	1:22.143	86.73	1.814	13:38:17.930	
5 -	23.578	102.6	43.789	114.9	14.708	95.8	1:22.075	86.80	1.746	13:39:40.005	
6 -	23.645	102.4	43.268	115.7	14.266	97.8	1:21.179	87.76	0.850	13:41:01.184	
7 -	23.843	93.8	43.712	115.9	14.471	96.9	1:22.026	86.85	1.697	13:42:23.210	
8 -	23.534	104.3	43.410	116.3	14.301	96.1	1:21.245	87.69	0.916	13:43:44.455	
9 -	23.655	103.8	43.272	115.9	14.294	96.8	1:21.221	87.71	0.892	13:45:05.676	
10 -	23.326	105.3	43.627	114.3	15.046	94.9	1:21.999	86.88	1.670	13:46:27.675	
11 -	23.303	108.4	43.198	116.1	14.160	96.4	1:20.661 (3)	88.32	0.332	13:47:48.336	
12 -	23.401	107.7	43.085	114.7	14.456	96.6	1:20.942	88.02	0.613	13:49:09.278	
13 -	23.258	107.3	42.999	115.7	14.518	97.2	1:20.775	88.20	0.446	13:50:30.053	
14 -	23.262	106.5	42.843	115.9	14.224	95.4	1:20.329 (1)	88.69		13:51:50.382	
15 -	23.823	103.8	42.949	114.5	14.268	97.3	1:21.040	87.91	0.711	13:53:11.422	
16 -	23.455	104.3	42.847	115.9	14.244	97.8	1:20.546 (2)	88.45	0.217	13:54:31.968	
17 -	23.521	103.5	44.045	114.7	14.578	96.9	1:22.144	86.73	1.815	13:55:54.112	
18 -	23.668	101.3	43.920	113.5	14.383	97.3	1:21.971	86.91	1.642	13:57:16.083	
19 -	23.611	102.9	43.213	114.7	14.313	97.1	1:21.137	87.81	0.808	13:58:37.220	

P2 81		Perry DARLING					Porsche Boxster 986 S				
IDEAL LAP TIME : 1:20.217		BEST LAP TIME : 1:20.517					DIFFERENCE : 0.300				
LAP	SECTOR 1		SECTOR 2		SECTOR 3		LAP TIME	MPH	DIFF	TIME OF DAY	
1 -		96.8	44.222	113.3	14.831	94.6	1:27.394	81.52	6.877	13:34:08.640	
2 -	24.134	102.4	43.953	113.7	14.926	93.8	1:23.013	85.82	2.496	13:35:31.653	
3 -	24.382	101.5	44.740	113.1	14.592	94.6	1:23.714	85.10	3.197	13:36:55.367	
4 -	23.639	108.0	43.059	114.3	14.877	93.9	1:21.575	87.33	1.058	13:38:16.942	
5 -	23.691	101.3	43.988	113.5	14.895	93.9	1:22.574	86.28	2.057	13:39:39.516	
6 -	23.649	102.7	42.962	115.3	14.575	95.8	1:21.186	87.75	0.669	13:41:00.702	
7 -	23.555	91.6	43.177	115.7	14.675	94.5	1:21.407	87.51	0.890	13:42:22.109	
8 -	23.352	104.8	42.825	117.3	14.928	94.2	1:21.105	87.84	0.588	13:43:43.214	
9 -	23.497	104.6	42.656	116.1	14.364	96.5	1:20.517 (1)	88.48		13:45:03.731	
10 -	23.212	105.8	44.452	114.7	14.699	93.4	1:22.363	86.50	1.846	13:46:26.094	
11 -	23.408	104.2	42.682	115.9	14.476	95.0	1:20.566 (2)	88.43	0.049	13:47:46.660	
12 -	23.460	104.6	43.374	114.5	14.628	95.0	1:21.462	87.45	0.945	13:49:08.122	
13 -	23.209	108.0	43.275	114.9	14.615	94.2	1:21.099	87.85	0.582	13:50:29.221	
14 -	23.448	103.0	42.999	114.5	14.534	94.9	1:20.981	87.97	0.464	13:51:50.202	
15 -	24.096	101.2	43.272	115.5	14.509	94.6	1:21.877	87.01	1.360	13:53:12.079	
16 -	23.575	103.0	42.779	115.5	14.370	95.8	1:20.724 (3)	88.25	0.207	13:54:32.803	
17 -	23.865	104.2	45.536	112.9	14.656	96.5	1:24.057	84.75	3.540	13:55:56.860	
18 -	23.894	103.8	42.965	115.5	14.518	95.0	1:21.377	87.55	0.860	13:57:18.237	
19 -	23.470	106.5	42.644	115.7	14.894	94.6	1:21.008	87.94	0.491	13:58:39.245	

Porsche Classics Boxster Cup

RACE 11 - SECTOR ANALYSIS



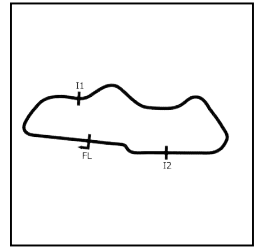
SECTOR 1 = FL to I1, SECTOR 2 = I1 to I2, SECTOR 3 = I2 to FL, DIFF = Difference To Personal Best Lap, P = Crossed Finish Line in Pit Lane, D = Time Disallowed

P3 17		Darren KING		Porsche Boxster 986 S								
IDEAL LAP TIME : 1:20.132		BEST LAP TIME : 1:20.413		DIFFERENCE : 0.281								
LAP	SECTOR 1	SECTOR 2	SECTOR 3	LAP TIME	MPH	DIFF	TIME OF DAY					
1 -	90.6	44.932	117.7	14.766	96.9	1:28.964	80.08	8.551	13:34:10.210			
2 -	23.848	101.3	43.627	117.5	14.915	97.8	1:22.390	86.47	1.977	13:35:32.600		
3 -	24.297	96.6	44.617	117.9	15.337	95.5	1:24.251	84.56	3.838	13:36:56.851		
4 -	23.900	103.8	43.597	117.5	14.608	97.2	1:22.105	86.77	1.692	13:38:18.956		
5 -	23.609	103.8	43.545	117.9	16.177	93.7	1:23.331	85.49	2.918	13:39:42.287		
6 -	23.404	104.6	43.513	118.1	14.172	98.2	1:21.089	87.86	0.676	13:41:03.376		
7 -	23.432	104.5	43.748	117.1	14.356	98.1	1:21.536	87.38	1.123	13:42:24.912		
8 -	23.124	108.0	43.497	118.3	14.298	98.5	1:20.919	88.04	0.506	13:43:45.831		
9 -	23.430	101.2	43.075	118.3	14.243	98.2	1:20.748	(3) 88.23	0.335	13:45:06.579		
10 -	23.456	103.2	43.279	118.5	14.710	97.2	1:21.445	87.47	1.032	13:46:28.024		
11 -	23.681	103.5	43.636	116.9	14.574	96.0	1:21.891	87.00	1.478	13:47:49.915		
12 -	23.592	105.0	43.113	117.7	14.191	97.8	1:20.896	88.07	0.483	13:49:10.811		
13 -	23.230	103.7	43.284	118.1	14.087	99.5	1:20.601	(2) 88.39	0.188	13:50:31.412		
14 -	23.049	106.1	43.319	117.9	14.045	98.8	1:20.413	(1) 88.60		13:51:51.825		
15 -	23.293	101.6	43.121	118.1	14.394	99.2	1:20.808	88.16	0.395	13:53:12.633		
16 -	23.849	102.2	43.038	117.9	14.180	99.2	1:21.067	87.88	0.654	13:54:33.700		
17 -	23.450	101.0	46.039	112.7	14.560	97.9	1:24.049	84.76	3.636	13:55:57.749		
18 -	24.045	102.4	43.067	117.9	14.192	98.1	1:21.304	87.62	0.891	13:57:19.053		
19 -	23.304	105.0	43.167	117.7	15.395	95.7	1:21.866	87.02	1.453	13:58:40.919		

P4 20		Faye NOBLE-EVANS		Porsche Boxster 986 S								
IDEAL LAP TIME : 1:19.976		BEST LAP TIME : 1:20.671		DIFFERENCE : 0.695								
LAP	SECTOR 1	SECTOR 2	SECTOR 3	LAP TIME	MPH	DIFF	TIME OF DAY					
1 -	85.1	45.579	116.9	14.463	98.5	1:29.667	79.45	8.996	13:34:10.913			
2 -	24.012	98.6	43.556	116.7	15.103	95.0	1:22.671	86.18	2.000	13:35:33.584		
3 -	23.950	97.8	45.389	116.1	14.402	96.0	1:23.741	85.07	3.070	13:36:57.325		
4 -	24.118	97.8	43.524	117.1	14.636	97.3	1:22.278	86.59	1.607	13:38:19.603		
5 -	23.814	99.1	43.179	116.9	15.877	91.6	1:22.870	85.97	2.199	13:39:42.473		
6 -	23.759	104.2	43.686	116.5	14.201	97.2	1:21.646	87.26	0.975	13:41:04.119		
7 -	23.304	106.0	44.235	117.5	14.247	96.9	1:21.786	87.11	1.115	13:42:25.905		
8 -	23.563	102.1	43.347	117.3	14.253	96.9	1:21.163	87.78	0.492	13:43:47.068		
9 -	24.069	101.3	42.773	117.9	14.051	98.2	1:20.893	88.07	0.222	13:45:07.961		
10 -	23.505	101.8	43.308	116.9	15.152	94.9	1:21.965	86.92	1.294	13:46:29.926		
11 -	23.787	104.6	43.088	116.9	14.150	97.8	1:21.025	87.93	0.354	13:47:50.951		
12 -	23.351	103.8	43.401	117.5	14.092	98.5	1:20.844	(3) 88.12	0.173	13:49:11.795		
13 -	23.692	103.0	43.452	116.5	14.016	97.8	1:21.160	87.78	0.489	13:50:32.955		
14 -	23.894	102.4	43.011	116.5	14.129	97.8	1:21.034	87.92	0.363	13:51:53.989		
15 -	23.548	104.3	43.183	115.1	13.940	98.3	1:20.671	(1) 88.31		13:53:14.660		
16 -	23.365	105.6	43.075	116.1	14.397	96.9	1:20.837	(2) 88.13	0.166	13:54:35.497		
17 -	23.602	100.7	45.637	113.3	13.972	98.5	1:23.211	85.62	2.540	13:55:58.708		
18 -	23.556	103.4	43.353	116.3	14.188	98.1	1:21.097	87.85	0.426	13:57:19.805		
19 -	23.263	105.3	43.594	116.9	14.571	96.4	1:21.428	87.49	0.757	13:58:41.233		

Porsche Classics Boxster Cup

RACE 11 - SECTOR ANALYSIS



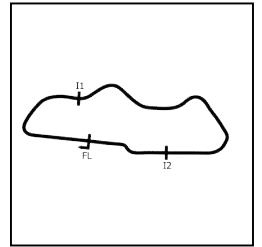
SECTOR 1 = FL to I1, SECTOR 2 = I1 to I2, SECTOR 3 = I2 to FL, DIFF = Difference To Personal Best Lap, P = Crossed Finish Line in Pit Lane, D = Time Disallowed

P5 86		Ben GREWCOCK					Porsche Boxster 986 S				
IDEAL LAP TIME : 1:20.508		BEST LAP TIME : 1:20.860					DIFFERENCE : 0.352				
LAP	SECTOR 1		SECTOR 2		SECTOR 3		LAP TIME	MPH	DIFF	TIME OF DAY	
1 -		85.3	45.140	114.7	14.454	96.9	1:29.251	79.82	8.391	13:34:10.497	
2 -	24.045	104.6	43.697	114.9	14.751	95.8	1:22.493	86.36	1.633	13:35:32.990	
3 -	24.127	98.6	44.761	116.1	15.286	93.8	1:24.174	84.64	3.314	13:36:57.164	
4 -	23.964	107.2	43.494	113.1	14.749	95.7	1:22.207	86.66	1.347	13:38:19.371	
5 -	23.608	106.0	43.470	114.7	14.812	94.5	1:21.890	87.00	1.030	13:39:41.261	
6 -	23.664	107.2	43.138	115.5	14.275	97.3	1:21.077 (3)	87.87	0.217	13:41:02.338	
7 -	24.021	106.8	44.931	114.1	14.041	96.6	1:22.993	85.84	2.133	13:42:25.331	
8 -	23.718	109.1	43.386	114.9	14.231	97.2	1:21.335	87.59	0.475	13:43:46.666	
9 -	23.743	109.2	42.997	114.5	14.120	97.6	1:20.860 (1)	88.11		13:45:07.526	
10 -	23.470	111.1	43.529	114.7	14.801	94.2	1:21.800	87.09	0.940	13:46:29.326	
11 -	23.750	110.5	43.017	115.9	14.184	97.3	1:20.951 (2)	88.01	0.091	13:47:50.277	
12 -	23.646	108.5	43.464	113.5	14.085	97.8	1:21.195	87.74	0.335	13:49:11.472	
13 -	23.609	110.9	43.164	112.9	14.452	96.4	1:21.225	87.71	0.365	13:50:32.697	
14 -	23.672	111.4	43.308	113.5	14.170	96.6	1:21.150	87.79	0.290	13:51:53.847	
15 -	23.978	99.8	43.449	114.5	14.362	96.9	1:21.789	87.11	0.929	13:53:15.636	
16 -	23.932	106.5	43.158	113.9	14.408	97.1	1:21.498	87.42	0.638	13:54:37.134	
17 -	23.914	103.4	44.887	112.5	14.274	97.2	1:23.075	85.76	2.215	13:56:00.209	
18 -	24.387	87.9	43.633	113.1	14.818	94.3	1:22.838	86.00	1.978	13:57:23.047	
19 -	23.929	107.8	43.596	113.7	14.614	96.2	1:22.139	86.73	1.279	13:58:45.186	

P6 99		Graham HEARD					Porsche Boxster 986 S				
IDEAL LAP TIME : 1:21.096		BEST LAP TIME : 1:21.654					DIFFERENCE : 0.558				
LAP	SECTOR 1		SECTOR 2		SECTOR 3		LAP TIME	MPH	DIFF	TIME OF DAY	
1 -		84.2	46.048	116.3	15.063	95.5	1:32.218	77.25	10.564	13:34:13.464	
2 -	24.198	93.2	48.192	116.5	15.069	93.4	1:27.459	81.46	5.805	13:35:40.923	
3 -	23.879	101.2	43.787	116.1	14.995	95.7	1:22.661	86.19	1.007	13:37:03.584	
4 -	24.187	97.3	44.525	114.9	15.179	93.4	1:23.891	84.92	2.237	13:38:27.475	
5 -	24.183	99.2	43.392	115.3	15.077	94.7	1:22.652	86.20	0.998	13:39:50.127	
6 -	24.088	100.6	43.355	115.5	14.984	94.9	1:22.427	86.43	0.773	13:41:12.554	
7 -	23.891	101.8	43.208	115.5	14.946	94.7	1:22.045	86.83	0.391	13:42:34.599	
8 -	23.880	105.8	43.013	115.9	14.761	95.4	1:21.654 (1)	87.25		13:43:56.253	
9 -	24.192	101.9	43.541	116.1	14.813	94.9	1:22.546	86.31	0.892	13:45:18.799	
10 -	23.884	95.3	43.259	113.5	15.145	94.1	1:22.288	86.58	0.634	13:46:41.087	
11 -	24.047	103.4	42.592	115.5	15.032	93.9	1:21.671 (2)	87.23	0.017	13:48:02.758	
12 -	23.857	104.5	44.908	113.1	14.934	94.7	1:23.699	85.12	2.045	13:49:26.457	
13 -	24.011	102.4	43.067	115.1	14.984	93.9	1:22.062	86.82	0.408	13:50:48.519	
14 -	23.895	101.5	43.107	115.7	15.446	93.7	1:22.448	86.41	0.794	13:52:10.967	
15 -	24.211	97.9	43.189	114.7	15.020	94.2	1:22.420	86.44	0.766	13:53:33.387	
16 -	23.844	102.9	43.049	114.7	15.049	94.3	1:21.942	86.94	0.288	13:54:55.329	
17 -	23.743	103.2	42.911	115.1	15.189	93.5	1:21.843 (3)	87.05	0.189	13:56:17.172	
18 -	23.849	104.0	43.118	114.7	15.159	93.8	1:22.126	86.75	0.472	13:57:39.298	
19 -	23.784	106.6	44.274	110.0	15.164	94.5	1:23.222	85.61	1.568	13:59:02.520	

Porsche Classics Boxster Cup

RACE 11 - SECTOR ANALYSIS



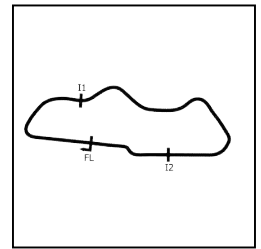
SECTOR 1 = FL to I1, SECTOR 2 = I1 to I2, SECTOR 3 = I2 to FL, DIFF = Difference To Personal Best Lap, P = Crossed Finish Line in Pit Lane, D = Time Disallowed

P7 90 Sarah THOMSON		Porsche Boxster 986 S									
IDEAL LAP TIME : 1:21.908		BEST LAP TIME : 1:22.187					DIFFERENCE : 0.279				
LAP	SECTOR 1	SECTOR 2		SECTOR 3		LAP TIME	MPH	DIFF	TIME OF DAY		
1 -		87.4	45.637	114.7	15.315	95.3	1:31.760	77.64	9.573	13:34:13.006	
2 -	24.425	93.3	45.082	116.7	15.089	95.4	1:24.596	84.21	2.409	13:35:37.602	
3 -	24.312	101.2	43.559	116.9	15.218	95.7	1:23.089	85.74	0.902	13:37:00.691	
4 -	24.136	98.9	44.178	116.5	15.052	94.7	1:23.366	85.46	1.179	13:38:24.057	
5 -	24.248	100.6	44.130	116.5	14.786	95.1	1:23.164	85.66	0.977	13:39:47.221	
6 -	24.163	98.5	44.012	116.5	14.885	95.1	1:23.060	85.77	0.873	13:41:10.281	
7 -	24.166	99.5	43.849	116.7	15.214	93.3	1:23.229	85.60	1.042	13:42:33.510	
8 -	24.214	101.8	43.414	116.5	14.677	94.7	1:22.305 (2)	86.56	0.118	13:43:55.815	
9 -	24.400	97.3	44.717	116.1	14.803	97.2	1:23.920	84.89	1.733	13:45:19.735	
10 -	24.191	95.7	43.753	114.7	14.891	95.1	1:22.835	86.01	0.648	13:46:42.570	
11 -	23.817	102.2	43.590	115.9	14.780	95.5	1:22.187 (1)	86.68		13:48:04.757	
12 -	23.917	100.3	44.080	117.1	15.150	95.4	1:23.147	85.68	0.960	13:49:27.904	
13 -	24.234	93.5	43.845	115.3	14.711	96.2	1:22.790	86.05	0.603	13:50:50.694	
14 -	23.817	100.4	43.770	116.3	15.096	94.1	1:22.683 (3)	86.16	0.496	13:52:13.377	
15 -	24.094	99.8	43.928	114.9	14.770	95.5	1:22.792	86.05	0.605	13:53:36.169	
16 -	23.931	99.4	43.865	115.1	15.222	94.2	1:23.018	85.82	0.831	13:54:59.187	
17 -	23.928	99.8	44.136	113.9	15.299	92.9	1:23.363	85.46	1.176	13:56:22.550	
18 -	24.230	98.8	44.477	115.1	15.194	94.6	1:23.901	84.91	1.714	13:57:46.451	
19 -	24.492	96.4	45.420	114.9	15.262	95.3	1:25.174	83.64	2.987	13:59:11.625	

P8 46 Matt GOUGH		Porsche Boxster 986 S									
IDEAL LAP TIME : 1:22.395		BEST LAP TIME : 1:22.688					DIFFERENCE : 0.293				
LAP	SECTOR 1	SECTOR 2		SECTOR 3		LAP TIME	MPH	DIFF	TIME OF DAY		
1 -		83.1	47.186	111.4	15.180	92.3	1:33.875	75.89	11.187	13:34:15.121	
2 -	24.968	93.7	47.067	112.0	14.965	93.3	1:27.000	81.89	4.312	13:35:42.121	
3 -	24.541	96.1	45.148	110.7	14.992	92.8	1:24.681	84.13	1.993	13:37:06.802	
4 -	24.509	96.2	44.972	111.8	14.802	93.0	1:24.283	84.53	1.595	13:38:31.085	
5 -	24.491	97.3	45.117	110.0	14.769	92.5	1:24.377	84.43	1.689	13:39:55.462	
6 -	24.245	99.8	45.024	110.7	14.818	93.0	1:24.087	84.72	1.399	13:41:19.549	
7 -	24.255	97.8	44.659	111.1	14.821	92.1	1:23.735	85.08	1.047	13:42:43.284	
8 -	24.312	100.0	44.346	110.0	15.676	90.0	1:24.334	84.48	1.646	13:44:07.618	
9 -	24.235	96.6	44.806	110.9	14.717	93.2	1:23.758	85.06	1.070	13:45:31.376	
10 -	24.382	96.9	44.568	111.4	14.792	93.5	1:23.742	85.07	1.054	13:46:55.118	
11 -	24.228	97.3	44.844	111.8	14.918	92.8	1:23.990	84.82	1.302	13:48:19.108	
12 -	24.067	97.2	44.502	111.4	14.569	93.9	1:23.138	85.69	0.450	13:49:42.246	
13 -	24.128	96.5	44.870	111.1	14.616	93.7	1:23.614	85.20	0.926	13:51:05.860	
14 -	24.135	96.0	44.714	111.1	14.470	93.8	1:23.319	85.51	0.631	13:52:29.179	
15 -	24.052	100.0	45.009	110.0	14.866	91.6	1:23.927	84.89	1.239	13:53:53.106	
16 -	24.665	100.0	43.996	109.8	14.429	93.7	1:23.090 (3)	85.74	0.402	13:55:16.196	
17 -	24.140	100.1	44.459	110.0	14.745	92.6	1:23.344	85.48	0.656	13:56:39.540	
18 -	24.158	100.4	44.462	109.8	14.362	93.4	1:22.982 (2)	85.85	0.294	13:58:02.522	
19 -	24.037	102.1	44.203	110.5	14.448	93.8	1:22.688 (1)	86.16		13:59:25.210	

Porsche Classics Boxster Cup

RACE 11 - SECTOR ANALYSIS



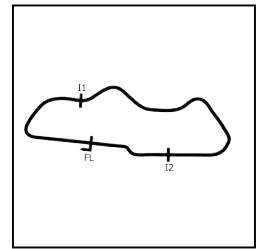
SECTOR 1 = FL to I1, SECTOR 2 = I1 to I2, SECTOR 3 = I2 to FL, DIFF = Difference To Personal Best Lap, P = Crossed Finish Line in Pit Lane, D = Time Disallowed

P9 38		Eric BRIDGES					Porsche Boxster 986 S				
IDEAL LAP TIME : 1:22.151		BEST LAP TIME : 1:22.499					DIFFERENCE : 0.348				
LAP	SECTOR 1	SECTOR 2		SECTOR 3		LAP TIME	MPH	DIFF	TIME OF DAY		
1 -		83.8	45.999	114.7	15.252	93.4	1:31.542	77.82	9.043	13:34:12.788	
2 -	24.442	92.9	45.288	113.7	16.039	91.3	1:25.769	83.06	3.270	13:35:38.557	
3 -	24.777	93.4	45.014	114.9	14.753	94.5	1:24.544	84.27	2.045	13:37:03.101	
4 -	24.498	94.1	46.830	115.3	14.878	93.7	1:26.206	82.64	3.707	13:38:29.307	
5 -	24.366	91.9	44.835	115.1	14.941	93.8	1:24.142	84.67	1.643	13:39:53.449	
6 -	24.424	94.6	44.571	115.3	14.604	94.5	1:23.599	85.22	1.100	13:41:17.048	
7 -	24.259	92.9	44.597	115.3	14.832	93.9	1:23.688	85.13	1.189	13:42:40.736	
8 -	24.490	91.8	45.031	113.9	15.083	94.1	1:24.604	84.21	2.105	13:44:05.340	
9 -	24.793	90.6	45.186	114.7	15.107	93.4	1:25.086	83.73	2.587	13:45:30.426	
10 -	24.449	92.6	44.766	115.1	14.647	94.9	1:23.862	84.95	1.363	13:46:54.288	
11 -	24.282	94.3	45.100	114.3	14.507	96.2	1:23.889	84.92	1.390	13:48:18.177	
12 -	24.373	94.7	44.379	115.3	14.837	95.3	1:23.589	85.23	1.090	13:49:41.766	
13 -	24.141	89.8	44.731	114.9	14.814	94.9	1:23.686	85.13	1.187	13:51:05.452	
14 -	24.241	94.9	44.326	114.1	14.591	95.1	1:23.158 (3)	85.67	0.659	13:52:28.610	
15 -	24.076	95.5	45.936	115.5	14.731	97.2	1:24.743	84.07	2.244	13:53:53.353	
16 -	24.993	92.5	44.296	115.7	14.605	96.6	1:23.894	84.92	1.395	13:55:17.247	
17 -	24.095	96.4	44.610	115.1	14.951	94.1	1:23.656	85.16	1.157	13:56:40.903	
18 -	23.944	96.5	44.297	114.9	14.327	95.5	1:22.568 (2)	86.28	0.069	13:58:03.471	
19 -	24.077	96.1	43.880	116.1	14.542	97.1	1:22.499 (1)	86.36		13:59:25.970	

P10 72		Mike CURTLER					Porsche Boxster 986 S				
IDEAL LAP TIME : 1:24.322		BEST LAP TIME : 1:24.799					DIFFERENCE : 0.477				
LAP	SECTOR 1	SECTOR 2		SECTOR 3		LAP TIME	MPH	DIFF	TIME OF DAY		
1 -		85.2	47.047	110.5	15.044	95.1	1:32.730	76.83	7.931	13:34:13.976	
2 -	24.385	95.7	45.900	108.7	15.439	91.1	1:25.724	83.11	0.925	13:35:39.700	
3 -	24.418	98.6	45.781	108.7	15.002	94.5	1:25.201	83.62	0.402	13:37:04.901	
4 -	24.334	98.8	46.006	108.5	15.030	89.8	1:25.370	83.45	0.571	13:38:30.271	
5 -	24.296	97.2	46.298	103.4	14.990	95.1	1:25.584	83.24	0.785	13:39:55.855	
6 -	24.835	99.5	45.518	108.7	14.814	93.9	1:25.167	83.65	0.368	13:41:21.022	
7 -	24.247	100.7	45.982	104.8	14.882	93.8	1:25.111	83.71	0.312	13:42:46.133	
8 -	24.270	99.2	45.661	105.5	15.140	93.2	1:25.071 (3)	83.74	0.272	13:44:11.204	
9 -	24.320	100.3	46.701	104.0	15.076	93.7	1:26.097	82.75	1.298	13:45:37.301	
10 -	24.159	100.1	45.770	104.3	14.870	95.1	1:24.799 (1)	84.01		13:47:02.100	
11 -	24.056	102.6	45.946	104.8	14.914	94.1	1:24.916 (2)	83.90	0.117	13:48:27.016	
12 -	23.990	101.9	45.762	105.3	15.733	89.3	1:25.485	83.34	0.686	13:49:52.501	
13 -	24.412	93.7	47.707	97.3	16.111	78.0	1:28.230	80.75	3.431	13:51:20.731	
14 -	27.507	85.0	50.262	96.8	16.848	76.4	1:34.617	75.29	9.818	13:52:55.348	
15 -	27.292	91.4	49.874	95.5	17.234	76.6	1:34.400	75.47	9.601	13:54:29.748	
16 -	29.955	82.8	51.527	105.3	15.772	91.8	1:37.254	73.25	12.455	13:56:07.002	
17 -	24.968	96.2	47.409	107.3	15.319	92.6	1:27.696	81.24	2.897	13:57:34.698	
18 -	24.925	86.9	47.977	105.5	15.878	88.7	1:28.780	80.25	3.981	13:59:03.478	

Porsche Classics Boxster Cup

RACE 11 - SECTOR ANALYSIS



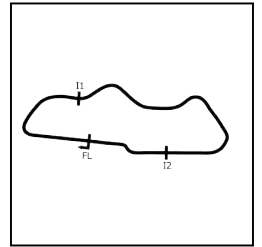
SECTOR 1 = FL to I1, SECTOR 2 = I1 to I2, SECTOR 3 = I2 to FL, DIFF = Difference To Personal Best Lap, P = Crossed Finish Line in Pit Lane, D = Time Disallowed

P11 36		William CURTLER					Porsche Boxster 986 S			
IDEAL LAP TIME : 1:23.925		BEST LAP TIME : 1:24.287					DIFFERENCE : 0.362			
LAP	SECTOR 1	SECTOR 2		SECTOR 3		LAP TIME	MPH	DIFF	TIME OF DAY	
1 -		82.6	47.893	113.1	15.930	91.9	1:47.780	66.10	23.493	13:34:29.026
2 -	25.999	90.4	46.864	112.2	15.914	87.8	1:28.777	80.25	4.490	13:35:57.803
3 -	25.519	93.5	47.471	112.9	16.216	89.8	1:29.206	79.86	4.919	13:37:27.009
4 -	25.663	89.5	47.090	112.5	16.310	89.7	1:29.063	79.99	4.776	13:38:56.072
5 -	25.653	86.1	47.750	111.6	15.682	88.1	1:29.085	79.97	4.798	13:40:25.157
6 -	24.971	93.3	46.014	113.5	15.494	92.3	1:26.479	82.38	2.192	13:41:51.636
7 -	24.863	92.9	45.909	113.5	15.491	92.0	1:26.263	82.59	1.976	13:43:17.899
8 -	24.854	95.8	45.841	113.7	15.365	91.6	1:26.060	82.78	1.773	13:44:43.959
9 -	24.438	95.7	45.451	113.3	15.082	92.6	1:24.971	83.84	0.684	13:46:08.930
10 -	24.539	96.2	45.206	113.5	15.126	91.8	1:24.871	83.94	0.584	13:47:33.801
11 -	24.427	96.9	44.626	113.9	15.234	93.0	1:24.287 (1)	84.52		13:48:58.088
12 -	24.482	96.8	45.009	112.7	15.199	92.3	1:24.690 (2)	84.12	0.403	13:50:22.778
13 -	24.446	92.9	45.067	112.9	15.265	90.5	1:24.778 (3)	84.03	0.491	13:51:47.556
14 -	24.284	97.1	46.622	82.7	15.987	90.5	1:26.893	81.99	2.606	13:53:14.449
15 -	26.121	96.6	45.628	112.4	15.015	92.0	1:26.764	82.11	2.477	13:54:41.213
16 -	24.661	92.1	46.141	110.5	16.593	92.9	1:27.395	81.52	3.108	13:56:08.608
17 -	24.337	97.3	46.802	103.0	15.379	92.9	1:26.518	82.34	2.231	13:57:35.126
18 -	25.233	84.3	47.539	112.0	16.028	89.5	1:28.800	80.23	4.513	13:59:03.926

P12 25		Craig HORVATH					Porsche Boxster 986 S			
IDEAL LAP TIME : 1:26.421		BEST LAP TIME : 1:27.373					DIFFERENCE : 0.952			
LAP	SECTOR 1	SECTOR 2		SECTOR 3		LAP TIME	MPH	DIFF	TIME OF DAY	
1 -		78.7	49.180	107.7	16.230	90.4	1:38.863	72.06	11.490	13:34:20.109
2 -	26.009	85.5	48.602	108.4	16.429	91.3	1:31.040	78.25	3.667	13:35:51.149
3 -	26.812	85.5	49.537	107.5	16.442	89.5	1:32.791	76.78	5.418	13:37:23.940
4 -	26.571	85.0	48.246	107.8	16.575	88.7	1:31.392	77.95	4.019	13:38:55.332
5 -	26.114	86.5	48.345	104.6	17.070	90.4	1:31.529	77.84	4.156	13:40:26.861
6 -	26.110	91.0	47.912	108.7	16.041	91.4	1:30.063	79.10	2.690	13:41:56.924
7 -	26.328	81.5	48.139	109.6	15.934	91.5	1:30.401	78.81	3.028	13:43:27.325
8 -	25.870	87.9	47.962	108.2	16.354	90.1	1:30.186	78.99	2.813	13:44:57.511
9 -	25.905	89.4	48.081	107.8	16.010	91.6	1:29.996	79.16	2.623	13:46:27.507
10 -	26.941	83.9	47.347	109.4	15.675	92.5	1:29.963	79.19	2.590	13:47:57.470
11 -	25.301	89.4	47.307	109.2	15.663	93.7	1:28.271	80.71	0.898	13:49:25.741
12 -	26.810	79.0	47.118	109.4	15.417	93.9	1:29.345	79.74	1.972	13:50:55.086
13 -	24.833	93.4	46.761	110.0	15.779	93.2	1:27.373 (1)	81.54		13:52:22.459
14 -	24.930	92.5	47.010	107.5	17.661	89.4	1:29.601	79.51	2.228	13:53:52.060
15 -	26.875	84.6	46.440	110.0	15.148	94.3	1:28.463	80.53	1.090	13:55:20.523
16 -	25.269	90.6	47.325	109.4	16.091	91.4	1:28.685	80.33	1.312	13:56:49.208
17 -	25.533	86.9	46.924	110.0	15.594	93.0	1:28.051 (2)	80.91	0.678	13:58:17.259
18 -	25.225	92.3	47.112	110.0	15.906	89.0	1:28.243 (3)	80.73	0.870	13:59:45.502

Porsche Classics Boxster Cup

RACE 11 - SECTOR ANALYSIS



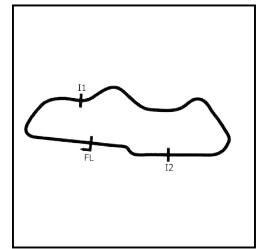
SECTOR 1 = FL to I1, SECTOR 2 = I1 to I2, SECTOR 3 = I2 to FL, DIFF = Difference To Personal Best Lap, P = Crossed Finish Line in Pit Lane, D = Time Disallowed

P13 24		Sarah WOOD					Porsche Boxster 986 S				
IDEAL LAP TIME : 1:26.290		BEST LAP TIME : 1:27.544					DIFFERENCE : 1.254				
LAP	SECTOR 1	SECTOR 2		SECTOR 3		LAP TIME	MPH	DIFF	TIME OF DAY		
1 -		75.7	49.078	113.5	16.463	88.5	1:39.794	71.39	12.250	13:34:21.040	
2 -	26.600	83.7	49.086	113.1	16.127	91.8	1:31.813	77.59	4.269	13:35:52.853	
3 -	26.242	83.3	49.338	109.4	16.182	91.4	1:31.762	77.64	4.218	13:37:24.615	
4 -	26.828	86.0	47.759	111.6	17.129	86.1	1:31.716	77.68	4.172	13:38:56.331	
5 -	26.306	88.6	48.489	112.2	16.417	91.3	1:31.212	78.11	3.668	13:40:27.543	
6 -	26.362	90.0	47.525	114.5	15.994	91.9	1:29.881	79.26	2.337	13:41:57.424	
7 -	26.257	82.2	47.911	112.5	16.262	90.9	1:30.430	78.78	2.886	13:43:27.854	
8 -	25.836	84.9	47.668	110.9	16.711	89.0	1:30.215	78.97	2.671	13:44:58.069	
9 -	25.713	90.8	49.350	109.4	16.003	91.9	1:31.066	78.23	3.522	13:46:29.135	
10 -	26.363	86.0	46.645	113.9	16.257	89.0	1:29.265	79.81	1.721	13:47:58.400	
11 -	25.123	93.4	48.206	100.1	15.999	91.9	1:29.328	79.75	1.784	13:49:27.728	
12 -	25.548	83.7	46.928	113.5	15.648	91.9	1:28.124 (2)	80.84	0.580	13:50:55.852	
13 -	24.764	97.8	46.495	114.3	16.285	89.7	1:27.544 (1)	81.38		13:52:23.396	
14 -	24.844	94.5	46.368	113.5	18.016	89.7	1:29.228	79.84	1.684	13:53:52.624	
15 -	26.806	83.9	46.305	112.9	15.490	92.3	1:28.601	80.41	1.057	13:55:21.225	
16 -	24.972	88.4	48.251	111.1	15.276	93.0	1:28.499	80.50	0.955	13:56:49.724	
17 -	25.726	92.8	47.258	111.6	15.221	93.3	1:28.205	80.77	0.661	13:58:17.929	
18 -	24.958	95.1	47.739	111.2	15.495	91.4	1:28.192 (3)	80.78	0.648	13:59:46.121	

P14 68		Martin MASON					Porsche Boxster 986 S				
IDEAL LAP TIME : 1:29.785		BEST LAP TIME : 1:30.172					DIFFERENCE : 0.387				
LAP	SECTOR 1	SECTOR 2		SECTOR 3		LAP TIME	MPH	DIFF	TIME OF DAY		
1 -		81.5	50.500	110.0	16.042	91.5	1:50.271	64.61	20.099	13:34:31.517	
2 -	26.930	82.3	49.446	110.5	16.037	91.9	1:32.413	77.09	2.241	13:36:03.930	
3 -	26.750	81.8	50.590	109.1	16.009	92.1	1:33.349	76.32	3.177	13:37:37.279	
4 -	26.954	80.0	48.971	111.1	15.598	92.8	1:31.523	77.84	1.351	13:39:08.802	
5 -	26.616	82.9	49.068	111.8	15.865	92.1	1:31.549	77.82	1.377	13:40:40.351	
6 -	26.956	84.5	48.566	110.3	15.659	92.1	1:31.181	78.13	1.009	13:42:11.532	
7 -	27.096	80.3	48.083	111.4	16.365	89.8	1:31.544	77.82	1.372	13:43:43.076	
8 -	28.811	78.3	48.416	110.1	15.820	91.4	1:33.047	76.57	2.875	13:45:16.123	
9 -	26.808	75.0	50.072	110.9	15.743	91.8	1:32.623	76.92	2.451	13:46:48.746	
10 -	26.160	85.8	48.895	108.0	16.384	92.4	1:31.439	77.91	1.267	13:48:20.185	
11 -	26.427	83.2	48.048	110.3	15.697	91.9	1:30.172 (1)	79.01		13:49:50.357	
12 -	26.139	84.6	48.811	108.9	15.762	92.4	1:30.712 (2)	78.54	0.540	13:51:21.069	
13 -	26.756	82.1	48.158	108.2	16.144	90.9	1:31.058 (3)	78.24	0.886	13:52:52.127	
14 -	26.925	81.5	48.408	109.2	16.162	91.1	1:31.495	77.86	1.323	13:54:23.622	
15 -	26.819	82.6	48.770	97.3	16.500	90.5	1:32.089	77.36	1.917	13:55:55.711	
16 -	28.728	74.0	52.854	105.0	15.844	92.8	1:37.426	73.12	7.254	13:57:33.137	
17 -	26.810	77.4	51.686	107.2	15.970	92.1	1:34.466	75.42	4.294	13:59:07.603	

Porsche Classics Boxster Cup

RACE 11 - SECTOR ANALYSIS



SECTOR 1 = FL to I1, SECTOR 2 = I1 to I2, SECTOR 3 = I2 to FL, DIFF = Difference To Personal Best Lap, P = Crossed Finish Line in Pit Lane, D = Time Disallowed

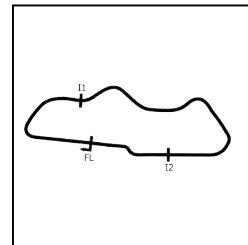
P15 61		Nick LAWRENCE					Porsche Boxster 986 S				
IDEAL LAP TIME : 1:29.447		BEST LAP TIME : 1:30.008					DIFFERENCE : 0.561				
LAP	SECTOR 1	SECTOR 2		SECTOR 3		LAP TIME	MPH	DIFF	TIME OF DAY		
1 -		83.1	50.703	108.5	16.823	88.4	1:42.661	69.39	12.653	13:34:23.907	
2 -	26.817	85.1	51.345	105.5	17.150	87.2	1:35.312	74.75	5.304	13:35:59.219	
3 -	27.335	83.5	52.025	107.7	17.240	87.7	1:36.600	73.75	6.592	13:37:35.819	
4 -	26.878	84.0	49.443	109.1	16.045	91.0	1:32.366	77.13	2.358	13:39:08.185	
5 -	25.970	91.8	49.415	110.0	16.257	89.1	1:31.642	77.74	1.634	13:40:39.827	
6 -	27.977	79.6	49.209	110.3	16.466	89.1	1:33.652	76.07	3.644	13:42:13.479	
7 -	26.172	86.0	48.193	111.1	16.758	88.1	1:31.123 (3)	78.18	1.115	13:43:44.602	
8 -	28.415	88.6	49.059	110.1	16.411	88.6	1:33.885	75.88	3.877	13:45:18.487	
9 -	27.343	86.0	48.917	110.9	16.231	89.2	1:32.491	77.03	2.483	13:46:50.978	
10 -	26.308	87.1	49.506	111.1	16.429	90.6	1:32.243	77.23	2.235	13:48:23.221	
11 -	25.873	92.1	49.165	110.5	16.187	90.3	1:31.225	78.09	1.217	13:49:54.446	
12 -	25.695	89.2	51.731	109.6	16.200	91.3	1:33.626	76.09	3.618	13:51:28.072	
13 -	25.728	93.3	48.314	109.8	16.255	91.0	1:30.297 (2)	78.90	0.289	13:52:58.369	
14 -	26.108	91.1	47.707	110.5	16.193	90.9	1:30.008 (1)	79.15		13:54:28.377	
15 -	25.814	90.6	57.211	96.4	17.339	85.1	1:40.364	70.98	10.356	13:56:08.741	
16 -	26.158	91.9	49.502	97.3	16.787	89.1	1:32.447	77.06	2.439	13:57:41.188	
17 -	26.113	88.3	49.251	95.5	16.681	91.8	1:32.045	77.40	2.037	13:59:13.233	

P16 64		David HUSSEY					Porsche Boxster 986 S				
IDEAL LAP TIME : 1:33.503		BEST LAP TIME : 1:34.090					DIFFERENCE : 0.587				
LAP	SECTOR 1	SECTOR 2		SECTOR 3		LAP TIME	MPH	DIFF	TIME OF DAY		
1 -		78.4	52.549	95.1	17.730	83.4	1:46.639	66.81	12.549	13:34:27.885	
2 -	27.957	85.0	52.389	93.3	17.764	81.8	1:38.110	72.61	4.020	13:36:05.995	
3 -	28.354	83.4	53.417	97.1	17.585	80.5	1:39.356	71.70	5.266	13:37:45.351	
4 -	27.977	86.9	51.717	97.5	17.287	80.0	1:36.981	73.46	2.891	13:39:22.332	
5 -	27.319	87.7	50.507	98.8	16.948	82.4	1:34.774 (2)	75.17	0.684	13:40:57.106	
6 -	27.503	83.0	52.295	99.8	16.782	79.8	1:36.580	73.76	2.490	13:42:33.686	
7 -	27.073	88.7	50.124	97.3	16.893	81.4	1:34.090 (1)	75.72		13:44:07.776	
8 -	26.910	88.5	53.719	95.5	17.515	76.8	1:38.144	72.59	4.054	13:45:45.920	
9 -	27.561	92.6	51.228	93.8	17.298	76.8	1:36.087	74.14	1.997	13:47:22.007	
10 -	27.762	92.6	51.078	97.3	17.600	77.3	1:36.440	73.87	2.350	13:48:58.447	
11 -	28.409	90.5	51.567	86.4	18.426	77.5	1:38.402	72.40	4.312	13:50:36.849	
12 -	27.346	93.3	50.415	93.5	20.015	72.7	1:37.776	72.86	3.686	13:52:14.625	
13 -	28.286	85.7	50.610	98.9	18.217	82.7	1:37.113	73.36	3.023	13:53:51.738	
14 -	28.815	84.4	50.031	99.7	16.562	84.2	1:35.408 (3)	74.67	1.318	13:55:27.146	
15 -	27.178	90.9	51.750	97.3	17.354	80.7	1:36.282	73.99	2.192	13:57:03.428	
16 -	26.927	94.3	52.907	90.6	17.803	82.3	1:37.637	72.97	3.547	13:58:41.065	

P17 53		Wayne GREGORY					Porsche Boxster 986 S				
IDEAL LAP TIME : 1:20.073		BEST LAP TIME : 1:20.073					DIFFERENCE : 0.000				
LAP	SECTOR 1	SECTOR 2		SECTOR 3		LAP TIME	MPH	DIFF	TIME OF DAY		
1 -		93.8	44.140	116.1	14.686	95.0	1:27.545	81.38	7.472	13:34:08.791	
2 -	24.312	101.8	44.486	115.7	14.798	94.9	1:23.596	85.22	3.523	13:35:32.387	
3 -	24.209	103.2	44.603	115.5	14.817	94.7	1:23.629	85.19	3.556	13:36:56.016	
4 -	23.984	101.9	43.552	115.1	14.671	95.1	1:22.207	86.66	2.134	13:38:18.223	
5 -	23.615	101.6	43.711	114.9	14.659	95.5	1:21.985	86.90	1.912	13:39:40.208	
6 -	23.883	105.1	43.410	115.9	14.325	96.6	1:21.618	87.29	1.545	13:41:01.826	
7 -	23.696	97.2	43.419	115.9	14.543	96.5	1:21.658	87.24	1.585	13:42:23.484	
8 -	23.555	105.8	43.321	114.9	14.320	97.1	1:21.196	87.74	1.123	13:43:44.680	
9 -	23.761	106.6	43.079	115.9	14.423	96.1	1:21.263	87.67	1.190	13:45:05.943	
10 -	23.364	104.3	43.519	114.7	15.042	94.5	1:21.925	86.96	1.852	13:46:27.868	
11 -	23.508	106.1	43.018	116.7	14.136	96.0	1:20.662 (3)	88.32	0.589	13:47:48.530	
12 -	23.560	106.0	42.846	114.5	14.643	95.4	1:21.049	87.90	0.976	13:49:09.579	
13 -	23.496	108.4	43.339	114.7	14.203	97.2	1:21.038	87.91	0.965	13:50:30.617	
14 -	23.230	107.7	42.756	116.3	14.087	97.2	1:20.073 (1)	88.97		13:51:50.690	
15 -	23.833	98.8	43.475	115.3	14.432	96.4	1:21.740	87.16	1.667	13:53:12.430	
16 -	23.665	108.0	42.763	115.9	14.184	97.6	1:20.612 (2)	88.38	0.539	13:54:33.042	
17 -	23.886	103.0	1:00.154	98.8	IN PIT		1:42.494 P	69.51	22.421	13:56:15.536	

Porsche Classics Boxster Cup

RACE 11 - SECTOR ANALYSIS



SECTOR 1 = FL to I1, SECTOR 2 = I1 to I2, SECTOR 3 = I2 to FL, DIFF = Difference To Personal Best Lap, P = Crossed Finish Line in Pit Lane, D = Time Disallowed

P18 22		Nick WALLIS			Porsche Boxster 986 S								
IDEAL LAP TIME : 1:24.323		BEST LAP TIME : 1:25.221			DIFFERENCE : 0.898								
LAP	SECTOR 1	SECTOR 2	SECTOR 3	LAP TIME	MPH	DIFF	TIME OF DAY						
1 -		84.4	47.341	104.3	15.284	86.3	1:35.076	74.93	9.855	13:34:16.322			
2 -	25.234	92.3	46.868	105.0	15.466	86.5	1:27.568	81.36	2.347	13:35:43.890			
3 -	25.483	93.0	47.267	103.4	15.273	90.6	1:28.023	80.94	2.802	13:37:11.913			
4 -	25.527	94.2	46.524	104.8	15.054	90.3	1:27.105	81.79	1.884	13:38:39.018			
5 -	25.526	96.2	46.447	107.3	15.480	88.7	1:27.453	81.46	2.232	13:40:06.471			
6 -	25.275	96.5	47.463	104.5	14.988	90.9	1:27.726	81.21	2.505	13:41:34.197			
7 -	24.907	98.5	46.192	104.5	15.316	90.5	1:26.415	82.44	1.194	13:43:00.612			
8 -	25.287	97.2	45.738	104.8	15.291	90.0	1:26.316	82.54	1.095	13:44:26.928			
9 -	24.945	99.2	45.230	108.2	15.154	91.0	1:25.329 (2)	83.49	0.108	13:45:52.257			
10 -	24.465	97.9	47.059	105.0	15.092	87.2	1:26.616	82.25	1.395	13:47:18.873			
11 -	25.541	95.0	46.502	105.0	15.117	87.7	1:27.160	81.74	1.939	13:48:46.033			
12 -	25.187	96.2	46.392	104.8	14.731	92.4	1:26.310	82.54	1.089	13:50:12.343			
13 -	24.997	100.0	45.952	104.6	15.357	89.4	1:26.306	82.55	1.085	13:51:38.649			
14 -	25.062	101.3	46.007	104.5	14.836	93.3	1:25.905 (3)	82.93	0.684	13:53:04.554			
15 -	24.713	100.7	45.880	105.8	14.628	94.1	1:25.221 (1)	83.60		13:54:29.775			

Porsche Classics Boxster Cup

RACE 11 - BEST SECTORS

SECTOR 1			SECTOR 2			SECTOR 3			IDEAL / BEST COMPARISON						
POS	NO	NAME	TIME	NO	NAME	TIME	NO	NAME	TIME	POS	NO	NAME	IDEAL	BEST	DIFF
													PERFECT LAP	1:19.581	
1	17	KING	23.049	99	HEARD	42.592	20	NOBLE-EVANS	13.940	1	20	NOBLE-EVANS	1:19.976	1:20.671	0.695
2	81	DARLING	23.209	81	DARLING	42.644	86	GREWCOCK	14.041	2	53	GREGORY	1:20.073	1:20.073	0.000
3	53	GREGORY	23.230	53	GREGORY	42.756	17	KING	14.045	3	17	KING	1:20.132	1:20.413	0.281
4	11	CHARTERS	23.258	20	NOBLE-EVANS	42.773	53	GREGORY	14.087	4	81	DARLING	1:20.217	1:20.517	0.300
5	20	NOBLE-EVANS	23.263	11	CHARTERS	42.843	11	CHARTERS	14.160	5	11	CHARTERS	1:20.261	1:20.329	0.068
6	86	GREWCOCK	23.470	86	GREWCOCK	42.997	38	BRIDGES	14.327	6	86	GREWCOCK	1:20.508	1:20.860	0.352
7	99	HEARD	23.743	17	KING	43.038	46	GOUGH	14.362	7	99	HEARD	1:21.096	1:21.654	0.558
8	90	THOMSON	23.817	90	THOMSON	43.414	81	DARLING	14.364	8	90	THOMSON	1:21.908	1:22.187	0.279
9	38	BRIDGES	23.944	38	BRIDGES	43.880	22	WALLIS	14.628	9	38	BRIDGES	1:22.151	1:22.499	0.348
10	72	CURLER	23.990	46	GOUGH	43.996	90	THOMSON	14.677	10	46	GOUGH	1:22.395	1:22.688	0.293
11	46	GOUGH	24.037	36	CURLER	44.626	99	HEARD	14.761	11	36	CURLER	1:23.925	1:24.287	0.362
12	36	CURLER	24.284	22	WALLIS	45.230	72	CURLER	14.814	12	72	CURLER	1:24.322	1:24.799	0.477
13	22	WALLIS	24.465	72	CURLER	45.518	36	CURLER	15.015	13	22	WALLIS	1:24.323	1:25.221	0.898
14	24	WOOD	24.764	24	WOOD	46.305	25	HORVATH	15.148	14	24	WOOD	1:26.290	1:27.544	1.254
15	25	HORVATH	24.833	25	HORVATH	46.440	24	WOOD	15.221	15	25	HORVATH	1:26.421	1:27.373	0.952
16	61	LAWRENCE	25.695	61	LAWRENCE	47.707	68	MASON	15.598	16	61	LAWRENCE	1:29.447	1:30.008	0.561
17	68	MASON	26.139	68	MASON	48.048	61	LAWRENCE	16.045	17	68	MASON	1:29.785	1:30.172	0.387
18	64	HUSSEY	26.910	64	HUSSEY	50.031	64	HUSSEY	16.562	18	64	HUSSEY	1:33.503	1:34.090	0.587

Porsche Classics Boxster Cup

RACE 11 - BEST SPEEDS

POS	INTERMEDIATE 1			INTERMEDIATE 2			FINISH LINE		
	NO	NAME	MPH	NO	NAME	MPH	NO	NAME	MPH
1	86	GREWCOCK	111.4	17	KING	118.5	17	KING	99.5
2	11	CHARTERS	108.4	20	NOBLE-EVANS	117.9	20	NOBLE-EVANS	98.5
3	53	GREGORY	108.4	81	DARLING	117.3	11	CHARTERS	97.8
4	81	DARLING	108.0	90	THOMSON	117.1	86	GREWCOCK	97.8
5	17	KING	108.0	53	GREGORY	116.7	53	GREGORY	97.6
6	99	HEARD	106.6	99	HEARD	116.5	90	THOMSON	97.2
7	20	NOBLE-EVANS	106.0	11	CHARTERS	116.3	38	BRIDGES	97.2
8	72	CURLER	102.6	86	GREWCOCK	116.1	81	DARLING	96.5
9	90	THOMSON	102.2	38	BRIDGES	116.1	99	HEARD	95.7
10	46	GOUGH	102.1	24	WOOD	114.5	72	CURLER	95.1
11	22	WALLIS	101.3	36	CURLER	113.9	25	HORVATH	94.3
12	24	WOOD	97.8	46	GOUGH	112.0	22	WALLIS	94.1
13	36	CURLER	97.3	68	MASON	111.8	46	GOUGH	93.9
14	38	BRIDGES	96.5	61	LAWRENCE	111.1	24	WOOD	93.3
15	64	HUSSEY	94.3	72	CURLER	110.5	36	CURLER	93.0
16	25	HORVATH	93.4	25	HORVATH	110.0	68	MASON	92.8
17	61	LAWRENCE	93.3	22	WALLIS	108.2	61	LAWRENCE	91.8
18	68	MASON	85.8	64	HUSSEY	99.8	64	HUSSEY	84.2

Porsche Classics Boxster Cup

RACE 11 - STATISTICS

Competitors Started	18
Planned Start	2024-04-21 @ 13:30:00.000
Actual Start	2024-04-21 @ 13:32:41.245
Finish Time	2024-04-21 @ 13:58:35.981
Track Length	1.9790mi.
Total Laps	325
Total Distance Covered	643.1968mi.

Session Fastest Lap History

NO	NAME	LAP TIME	TIME OF DAY	LAP	VEHICLE
81	Perry DARLING	1:27.394	13:34:08.638	1	Porsche Boxster 986 S
81	Perry DARLING	1:23.013	13:35:31.651	2	Porsche Boxster 986 S
11	Ryan CHARTERS	1:22.446	13:35:32.213	2	Porsche Boxster 986 S
17	Darren KING	1:22.390	13:35:32.609	2	Porsche Boxster 986 S
81	Perry DARLING	1:21.575	13:38:16.939	4	Porsche Boxster 986 S
81	Perry DARLING	1:21.186	13:41:00.699	6	Porsche Boxster 986 S
11	Ryan CHARTERS	1:21.179	13:41:01.210	6	Porsche Boxster 986 S
86	Ben GREWCOCK	1:21.077	13:41:02.363	6	Porsche Boxster 986 S
17	Darren KING	1:20.919	13:43:45.841	8	Porsche Boxster 986 S
81	Perry DARLING	1:20.517	13:45:03.728	9	Porsche Boxster 986 S
11	Ryan CHARTERS	1:20.329	13:51:50.408	14	Porsche Boxster 986 S
53	Wayne GREGORY	1:20.073	13:51:50.699	14	Porsche Boxster 986 S

Session Leader History

NO	NAME	FROM LAP	LAPS LED	DISTANCE	VEHICLE
81	Perry DARLING	1	14	27.66 miles	Porsche Boxster 986 S
11	Ryan CHARTERS	15	5	9.89 miles	Porsche Boxster 986 S

Flag History

TYPE	TIME OF DAY
GREEN	13:32:41.245
FINISH	13:58:35.981

Flag Statistics

TYPE	COUNT	TOTAL LAPS	TOTAL TIME
Green	1	19	27:17.495
Red	0	0	0.000
Safety Car	0	0	0.000
FCY	0	0	0.000

Porsche Classics Boxster Cup

RACE 15 - CLASSIFICATION

Race Distance: 19 Laps / 37.60 miles

POS	NO	NAME	ENTRY	LAPS	TIME	GAP	DIFF	MPH	BEST	ON	GRD	↑↓
1	53	Wayne GREGORY	Porsche Boxster 986 S	19	25:40.200			87.80	1:19.854	4	1	0
2	11	Ryan CHARTERS	Porsche Boxster 986 S	19	25:43.549	3.349	3.349	87.61	1:19.900	15	2	0
3	81	Perry DARLING	Porsche Boxster 986 S	19	25:49.346	9.146	5.797	87.28	1:20.290	15	3	0
4	20	Faye NOBLE-EVANS	Porsche Boxster 986 S	19	25:50.268	10.068	0.922	87.23	1:20.012	4	6	2
5	86	Ben GREWCOCK	Porsche Boxster 986 S	19	25:58.822	18.622	8.554	86.75	1:20.840	3	5	0
6	99	Graham HEARD	Porsche Boxster 986 S	19	25:59.388	19.188	0.566	86.72	1:20.311	18	8	2
7	17*	Darren KING	Porsche Boxster 986 S	19	26:06.128	25.928	6.740	86.34	1:20.217	18	4	-3
8	90	Sarah THOMSON	Porsche Boxster 986 S	19	26:25.992	45.792	19.864	85.26	1:21.813	12	7	-1
9	46	Matt GOUGH	Porsche Boxster 986 S	19	26:50.951	1:10.751	24.959	83.94	1:22.534	15	12	3
10	38	Eric BRIDGES	Porsche Boxster 986 S	19	26:55.666	1:15.466	4.715	83.70	1:23.240	15	9	-1
11	72	Mike CURTLER	Porsche Boxster 986 S	18	26:10.329	1 Lap	1 Lap	81.57	1:24.912	15	10	-1
12	61	Nick LAWRENCE	Porsche Boxster 986 S	17	25:56.157	2 Laps	1 Lap	77.74	1:27.958	14	15	3
13	25	Craig HORVATH	Porsche Boxster 986 S	17	26:01.699	2 Laps	5.542	77.46	1:29.376	15	14	1
14	68	Martin MASON	Porsche Boxster 986 S	17	26:06.137	2 Laps	4.438	77.24	1:27.861	14	18	4
15	64*	David HUSSEY	Porsche Boxster 986 S	17	26:17.745	2 Laps	11.608	76.68	1:28.158	12	16	1

NOT CLASSIFIED

DNF	24	Sarah WOOD	Porsche Boxster 986 S	9	14:17.158	10 Laps	8 Laps	74.64	1:30.555	7	13	
DNF	36	William CURTLER	Porsche Boxster 986 S	3	4:35.903	16 Laps	6 Laps	76.97	1:27.023	3	17	

NOT STARTED

NS	22	Nick WALLIS	Porsche Boxster 986 S									11
----	----	-------------	-----------------------	--	--	--	--	--	--	--	--	----

FASTEST LAP

53	Wayne GREGORY	Porsche Boxster 986 S	4	1:19.854	89.22 mph	143.58 kph
----	---------------	-----------------------	---	----------	-----------	------------

Comments:

*Cars 17, 64 - 5 second penalty for exceeding track limits.

*Car 64 - 10 second penalty for exceeding track limits.

Weather / Track : Sunny / Dry

These results are provisional until the conclusion of any judicial and technical matters.

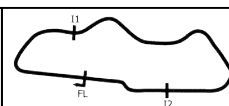
Date: 21/04/2024 Start: 17:02 Finish: 17:28

Donington Park National: 1.9790 miles

Clerk Of Course: Andy Stevens

Stewards:

Timekeeper: Richard Lomax



Porsche Classics Boxster Cup

RACE 15 - LAP CHART

LAP 1 @ 17:04:01.136			LAP 2 @ 17:05:21.783			LAP 3 @ 17:06:41.929			LAP 4 @ 17:08:01.783			LAP 5 @ 17:09:22.169		
NO	BEHIND	LAP TIME	NO	BEHIND	LAP TIME	NO	BEHIND	LAP TIME	NO	BEHIND	LAP TIME	NO	BEHIND	LAP TIME
53		1:25.944	53		1:20.647	53		1:20.146	53		1:19.854	53		1:20.386
20	0.548	1:26.492	20	0.752	1:20.851	20	0.863	1:20.257	20	1.021	1:20.012	20	1.152	1:20.517
81	1.753	1:27.697	81	2.548	1:21.442	81	3.389	1:20.987	81	4.280	1:20.745	81	4.213	1:20.319
86	1.898	1:27.842	86	2.857	1:21.606	86	3.551	1:20.840	86	4.578	1:20.881	86	5.143	1:20.951
17	3.722	1:29.666	11	4.168	1:20.802	11	4.744	1:20.722	11	5.548	1:20.658	11	5.772	1:20.610
11	4.013	1:29.957	17	4.989	1:21.914	17	6.209	1:21.366	17	8.799	1:22.444	17	10.581	1:22.168
99	4.995	1:30.939	99	6.132	1:21.784	99	6.668	1:20.682	99	9.057	1:22.243	99	10.971	1:22.300
90	5.520	1:31.464	90	8.724	1:23.851	90	11.961	1:23.383	90	15.141	1:23.034	90	18.316	1:23.561
38	5.923	1:31.867	38	10.272	1:24.996	38	14.019	1:23.893	38	18.745	1:24.580	38	22.803	1:24.444
72	7.485	1:33.429	46	13.412	1:26.163	46	16.982	1:23.716	46	20.662	1:23.534	46	23.827	1:23.551
46	7.896	1:33.840	72	14.923	1:28.085	72	21.788	1:27.011	72	30.021	1:28.087	72	38.905	1:29.270
25	11.119	1:37.063	25	22.097	1:31.625	36	29.166	1:27.023	25	47.194	1:32.281	25	58.933	1:32.125
24	12.049	1:37.993	36	22.289	1:27.071	25	34.767	1:32.816	24	47.703	1:32.207	24	59.430	1:32.113
61	13.627	1:39.571	24	23.481	1:32.079	24	35.350	1:32.015	61	51.760	1:32.000	61	1:03.995	1:32.621
36	15.865	1:41.809	61	27.211	1:34.231	61	39.614	1:32.549	64	55.895	1:31.834	64	1:07.621	1:32.112
64	17.519	1:43.463	64	31.674	1:34.802	64	43.915	1:32.387	68	57.132	1:31.855	68	1:09.472	1:32.726
68	21.698	1:47.642	68	33.480	1:32.429	68	45.131	1:31.797						

Porsche Classics Boxster Cup

RACE 15 - LAP CHART

LAP 6 @ 17:10:44.329			LAP 7 @ 17:12:05.616			LAP 8 @ 17:13:27.044			LAP 9 @ 17:14:48.348			LAP 10 @ 17:16:08.831		
NO	BEHIND	LAP TIME	NO	BEHIND	LAP TIME	NO	BEHIND	LAP TIME	NO	BEHIND	LAP TIME	NO	BEHIND	LAP TIME
53		1:22.160	53		1:21.287	53		1:21.428	53		1:21.304	53		1:20.483
20	1.101	1:22.109	20	1.434	1:21.620	20	2.602	1:22.596	20	3.930	1:22.632	11	4.695	1:20.886
81	2.687	1:20.634	81	2.082	1:20.682	11	3.868	1:21.576	11	4.292	1:21.728	20	5.078	1:21.631
11	4.421	1:20.809	11	3.720	1:20.586	81	4.081	1:23.427	81	5.228	1:22.451	81	5.587	1:20.842
86	5.395	1:22.412	86	5.408	1:21.300	61	1 Lap	1:32.744	86	6.824	1:22.115	86	8.347	1:22.006
99	11.089	1:22.278	99	11.587	1:21.785	86	6.013	1:22.033	25	1 Lap	1:33.514	99	15.602	1:23.112
17	11.697	1:23.276	17	12.339	1:21.929	64	1 Lap	1:32.899	24	1 Lap	1:35.270	17	16.248	1:22.845
90	18.354	1:22.198	90	19.470	1:22.403	68	1 Lap	1:34.044	99	12.973	1:22.929	25	1 Lap	1:31.295
38	26.974	1:26.331	38	31.776	1:26.089	99	11.348	1:21.189	17	13.886	1:22.611	90	26.189	1:25.149
46	27.493	1:25.826	46	32.179	1:25.973	17	12.579	1:21.668	61	1 Lap	1:34.057	61	1 Lap	1:32.722
72	44.315	1:27.570	72	50.743	1:27.715	90	20.362	1:22.320	64	1 Lap	1:32.099	64	1 Lap	1:32.387
25	1:07.318	1:30.545	24	1:17.512	1:30.555	38	34.858	1:24.510	68	1 Lap	1:32.550	68	1 Lap	1:33.777
24	1:08.244	1:30.974	25	1:17.765	1:31.734	46	35.407	1:24.656	90	21.523	1:22.465	38	42.248	1:24.518
61	1:14.452	1:32.617				72	56.094	1:26.779	38	38.213	1:24.659	46	42.707	1:24.562
64	1:17.117	1:31.656							46	38.628	1:24.525	24	1 Lap	1:53.952 P
68	1:18.797	1:31.485							72	1:01.464	1:26.674	72	1:07.472	1:26.491

Porsche Classics Boxster Cup

RACE 15 - LAP CHART

LAP 11 @ 17:17:29.308			LAP 12 @ 17:18:50.048			LAP 13 @ 17:20:10.599			LAP 14 @ 17:21:31.102			LAP 15 @ 17:22:52.189		
NO	BEHIND	LAP TIME	NO	BEHIND	LAP TIME	NO	BEHIND	LAP TIME	NO	BEHIND	LAP TIME	NO	BEHIND	LAP TIME
53		1:20.477	53		1:20.740	53		1:20.551	53		1:20.503	53		1:21.087
11	4.879	1:20.661	11	4.396	1:20.257	11	4.469	1:20.624	11	4.378	1:20.412	11	3.191	1:19.900
20	6.345	1:21.744	20	6.234	1:20.629	20	7.368	1:21.685	72	1 Lap	1:26.933	20	7.116	1:20.415
81	6.913	1:21.803	81	7.147	1:20.974	81	7.811	1:21.215	20	7.788	1:20.923	81	7.804	1:20.290
86	11.065	1:23.195	86	12.828	1:22.503	86	13.598	1:21.321	81	8.601	1:21.293	72	1 Lap	1:26.158
99	16.521	1:21.396	99	17.052	1:21.271	99	17.512	1:21.011	86	14.361	1:21.266	86	14.290	1:21.016
17	18.132	1:22.361	17	18.990	1:21.598	17	19.543	1:21.104	99	18.054	1:21.045	99	17.773	1:20.806
90	27.973	1:22.261	90	29.046	1:21.813	90	31.230	1:22.735	17	19.898	1:20.858	17	19.513	1:20.702
25	1 Lap	1:30.683	25	1 Lap	1:31.099	25	1 Lap	1:31.230	90	33.671	1:22.944	90	35.600	1:23.016
61	1 Lap	1:29.345	61	1 Lap	1:28.486	61	1 Lap	1:28.208	25	1 Lap	1:30.071	46	1:02.054	1:22.534
64	1 Lap	1:29.531	64	1 Lap	1:28.603	64	1 Lap	1:28.158	46	1:00.607	1:24.905	38	1:04.408	1:23.240
68	1 Lap	1:30.244	38	51.576	1:26.427	38	55.675	1:24.650	38	1:02.255	1:27.083	25	1 Lap	1:31.314
38	45.889	1:24.118	46	52.314	1:26.933	46	56.205	1:24.442	61	1 Lap	1:31.099	61	1 Lap	1:27.958
46	46.121	1:23.891	68	1 Lap	1:31.884	68	1 Lap	1:30.696	64	1 Lap	1:30.505	64	1 Lap	1:28.622
72	1:13.472	1:26.477	72	1:19.737	1:27.005				68	1 Lap	1:28.647			

Porsche Classics Boxster Cup

RACE 15 - LAP CHART

LAP 16 @ 17:24:12.793			LAP 17 @ 17:25:33.317			LAP 18 @ 17:26:54.094			LAP 19 @ 17:28:15.392		
NO	BEHIND	LAP TIME	NO	BEHIND	LAP TIME	NO	BEHIND	LAP TIME	NO	BEHIND	LAP TIME
53		1:20.604	53		1:20.524	53		1:20.777	53		1:21.298
68	2 Laps	1:27.861	11	2.862	1:20.592	11	3.311	1:21.226	11	3.349	1:21.336
11	2.794	1:20.207	81	8.381	1:20.677	61	2 Laps	1:28.707	81	9.146	1:21.694
81	8.228	1:21.028	20	8.550	1:20.514	81	8.750	1:21.146	20	10.068	1:21.749
20	8.560	1:22.048	68	2 Laps	1:30.691	20	9.617	1:21.844	61	2 Laps	1:30.061
72	1 Lap	1:24.912	86	16.268	1:21.504	25	2 Laps	1:33.230	86	18.622	1:23.048
86	15.288	1:21.602	99	19.038	1:21.594	64	2 Laps	1:32.422	99	19.188	1:21.914
99	17.968	1:20.799	17	19.594	1:20.603	86	16.872	1:21.381	17	20.928	1:23.192
17	19.515	1:20.606	72	1 Lap	1:26.045	68	2 Laps	1:28.775	25	2 Laps	1:31.698
90	38.043	1:23.047	90	40.602	1:23.083	99	18.572	1:20.311	64	2 Laps	1:32.355
46	1:04.339	1:22.889	46	1:06.382	1:22.567	17	19.034	1:20.217	68	2 Laps	1:29.034
38	1:07.466	1:23.662	38	1:10.545	1:23.603	72	1 Lap	1:25.731	72	1 Lap	1:25.957
25	1 Lap	1:29.376				90	43.312	1:23.487	90	45.792	1:23.778
61	1 Lap	1:29.181				46	1:08.845	1:23.240	46	1:10.751	1:23.204
64	1 Lap	1:28.910				38	1:13.145	1:23.377	38	1:15.466	1:23.619

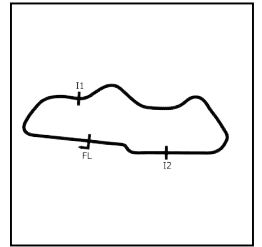
Porsche Classics Boxster Cup

RACE 15 - POSITION CHART

No	Name	Lap																			
		Pos	1	2	3	4	5	6	7	8	9	10	11	12	13	14	15	16	17	18	19
53	GREGORY	1	53	53	53	53	53	53	53	53	53	53	53	53	53	53	53	53	53	53	53
11	CHARTERS	2	20	20	20	20	20	20	20	20	20	11	11	11	11	11	11	11	11	11	11
81	DARLING	3	81	81	81	81	81	81	81	11	11	20	20	20	20	20	20	81	81	81	81
17	KING	4	86	86	86	86	86	11	11	81	81	81	81	81	81	81	81	20	20	20	20
86	GREWCOCK	5	17	11	11	11	11	86	86	86	86	86	86	86	86	86	86	86	86	86	86
20	NOBLE-EVANS	6	11	17	17	17	17	99	99	99	99	99	99	99	99	99	99	99	99	99	99
90	THOMSON	7	99	99	99	99	99	17	17	17	17	17	17	17	17	17	17	17	17	17	17
99	HEARD	8	90	90	90	90	90	90	90	90	90	90	90	90	90	90	90	90	90	90	90
38	BRIDGES	9	38	38	38	38	38	38	38	38	38	38	38	38	38	46	46	46	46	46	46
72	CURLER	10	72	46	46	46	46	46	46	46	46	46	46	46	46	38	38	38	38	38	38
22	WALLIS	11	46	72	72	72	72	72	72	72	72	72	72	72	72	72	72	72	72	72	72
46	GOUGH	12	25	25	36	25	25	25	24	25	25	25	25	25	25	25	25	61	61		
24	WOOD	13	24	36	25	24	24	24	25	24	61	61	61	61	61	61	61	25	25		
25	HORVATH	14	61	24	24	61	61	61	61	61	64	64	64	64	64	64	64	64	64		
61	LAWRENCE	15	36	61	61	64	64	64	64	64	68	68	68	68	68	68	68	68	68		
64	HUSSEY	16	64	64	64	68	68	68	68	68	24										
36	CURLER	17	68	68	68																
68	MASON	18																			

Porsche Classics Boxster Cup

RACE 15 - SECTOR ANALYSIS



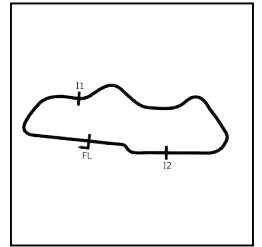
SECTOR 1 = FL to I1, SECTOR 2 = I1 to I2, SECTOR 3 = I2 to FL, DIFF = Difference To Personal Best Lap, P = Crossed Finish Line in Pit Lane, D = Time Disallowed

P1 53		Wayne GREGORY				Porsche Boxster 986 S				
IDEAL LAP TIME : 1:19.662		BEST LAP TIME : 1:19.854				DIFFERENCE : 0.192				
LAP	SECTOR 1	SECTOR 2	SECTOR 3	LAP TIME	MPH	DIFF	TIME OF DAY			
1 -		102.4	43.763	115.5	14.334	96.1	1:25.944	82.89	6.090	17:04:01.136
2 -	23.406	103.8	43.118	116.1	14.123	97.3	1:20.647	88.34	0.793	17:05:21.783
3 -	23.098	106.3	42.759	115.9	14.289	97.1	1:20.146 (2)	88.89	0.292	17:06:41.929
4 -	23.074	108.2	42.699	116.3	14.081	96.9	1:19.854 (1)	89.22		17:08:01.783
5 -	23.798	105.3	42.580	115.7	14.008	96.9	1:20.386 (3)	88.63	0.532	17:09:22.169
6 -	24.940	100.7	42.928	116.3	14.292	96.6	1:22.160	86.71	2.306	17:10:44.329
7 -	24.416	99.5	42.807	116.1	14.064	97.3	1:21.287	87.64	1.433	17:12:05.616
8 -	23.895	96.2	43.257	115.7	14.276	96.8	1:21.428	87.49	1.574	17:13:27.044
9 -	23.429	96.6	43.805	116.3	14.070	97.3	1:21.304	87.62	1.450	17:14:48.348
10 -	23.191	102.6	43.159	116.3	14.133	97.1	1:20.483	88.52	0.629	17:16:08.831
11 -	23.285	104.5	43.062	116.5	14.130	96.9	1:20.477	88.53	0.623	17:17:29.308
12 -	23.437	101.9	43.154	116.1	14.149	97.3	1:20.740	88.24	0.886	17:18:50.048
13 -	23.527	101.5	42.965	115.9	14.059	97.5	1:20.551	88.44	0.697	17:20:10.599
14 -	23.405	101.6	42.984	115.5	14.114	97.3	1:20.503	88.50	0.649	17:21:31.102
15 -	23.581	101.3	43.403	115.9	14.103	97.3	1:21.087	87.86	1.233	17:22:52.189
16 -	23.251	102.9	42.972	116.1	14.381	96.1	1:20.604	88.39	0.750	17:24:12.793
17 -	23.328	101.9	43.069	115.7	14.127	97.9	1:20.524	88.47	0.670	17:25:33.317
18 -	23.663	101.5	42.959	115.9	14.155	97.2	1:20.777	88.20	0.923	17:26:54.094
19 -	23.522	103.4	43.474	115.1	14.302	96.4	1:21.298	87.63	1.444	17:28:15.392

P2 11		Ryan CHARTERS				Porsche Boxster 986 S				
IDEAL LAP TIME : 1:19.748		BEST LAP TIME : 1:19.900				DIFFERENCE : 0.152				
LAP	SECTOR 1	SECTOR 2	SECTOR 3	LAP TIME	MPH	DIFF	TIME OF DAY			
1 -		89.9	45.660	113.3	14.658	95.5	1:29.957	79.20	10.057	17:04:05.149
2 -	23.563	104.3	43.107	114.3	14.132	97.9	1:20.802	88.17	0.902	17:05:25.951
3 -	23.280	103.4	43.314	116.1	14.128	97.9	1:20.722	88.26	0.822	17:06:46.673
4 -	23.186	104.2	43.082	113.5	14.390	96.6	1:20.658	88.33	0.758	17:08:07.331
5 -	23.504	102.9	43.127	116.3	13.979	97.1	1:20.610	88.38	0.710	17:09:27.941
6 -	23.252	106.0	43.500	115.7	14.057	97.8	1:20.809	88.16	0.909	17:10:48.750
7 -	23.278	105.5	43.217	116.1	14.091	96.6	1:20.586	88.41	0.686	17:12:09.336
8 -	23.273	105.3	43.564	116.7	14.739	93.0	1:21.576	87.33	1.676	17:13:30.912
9 -	23.584	102.9	44.098	115.5	14.046	97.8	1:21.728	87.17	1.828	17:14:52.640
10 -	23.325	106.8	43.065	115.1	14.496	95.8	1:20.886	88.08	0.986	17:16:13.526
11 -	23.492	106.1	42.971	115.7	14.198	97.5	1:20.661	88.32	0.761	17:17:34.187
12 -	23.388	104.6	42.916	114.7	13.953	98.3	1:20.257 (3)	88.77	0.357	17:18:54.444
13 -	23.435	102.4	42.956	115.5	14.233	97.3	1:20.624	88.36	0.724	17:20:15.068
14 -	23.472	103.7	42.884	115.3	14.056	97.9	1:20.412	88.60	0.512	17:21:35.480
15 -	23.338	107.2	42.617	115.3	13.945	98.6	1:19.900 (1)	89.16		17:22:55.380
16 -	23.430	106.8	42.682	114.9	14.095	97.5	1:20.207 (2)	88.82	0.307	17:24:15.587
17 -	23.335	98.8	42.994	114.7	14.263	96.5	1:20.592	88.40	0.692	17:25:36.179
18 -	23.575	97.6	43.595	115.3	14.056	97.6	1:21.226	87.71	1.326	17:26:57.405
19 -	23.497	102.9	43.448	115.1	14.391	90.4	1:21.336	87.59	1.436	17:28:18.741

Porsche Classics Boxster Cup

RACE 15 - SECTOR ANALYSIS



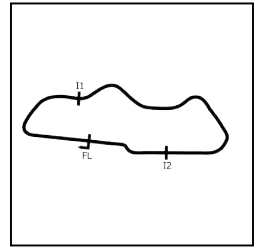
SECTOR 1 = FL to I1, SECTOR 2 = I1 to I2, SECTOR 3 = I2 to FL, DIFF = Difference To Personal Best Lap, P = Crossed Finish Line in Pit Lane, D = Time Disallowed

P3 81		Perry DARLING					Porsche Boxster 986 S				
IDEAL LAP TIME : 1:19.814		BEST LAP TIME : 1:20.290					DIFFERENCE : 0.476				
LAP	SECTOR 1		SECTOR 2		SECTOR 3		LAP TIME	MPH	DIFF	TIME OF DAY	
1 -		96.6	44.062	116.1	14.749	94.9	1:27.697	81.24	7.407	17:04:02.889	
2 -	23.836	106.0	42.921	115.5	14.685	94.2	1:21.442	87.48	1.152	17:05:24.331	
3 -	23.605	101.2	42.783	115.5	14.599	94.9	1:20.987	87.97	0.697	17:06:45.318	
4 -	23.605	104.0	42.700	115.5	14.440	95.4	1:20.745	88.23	0.455	17:08:06.063	
5 -	23.472	105.6	42.548	115.5	14.299	94.5	1:20.319 (2)	88.70	0.029	17:09:26.382	
6 -	23.404	102.9	42.778	115.7	14.452	94.6	1:20.634 (3)	88.35	0.344	17:10:47.016	
7 -	23.424	104.8	42.778	115.5	14.480	93.8	1:20.682	88.30	0.392	17:12:07.698	
8 -	23.410	104.3	44.197	116.9	15.820	90.3	1:23.427	85.39	3.137	17:13:31.125	
9 -	23.709	109.1	44.431	114.5	14.311	95.0	1:22.451	86.41	2.161	17:14:53.576	
10 -	23.310	106.5	42.662	116.7	14.870	93.4	1:20.842	88.13	0.552	17:16:14.418	
11 -	23.749	104.6	42.974	115.7	15.080	94.3	1:21.803	87.09	1.513	17:17:36.221	
12 -	23.074	110.1	43.074	115.9	14.826	92.3	1:20.974	87.98	0.684	17:18:57.195	
13 -	23.372	107.7	43.286	115.5	14.557	94.2	1:21.215	87.72	0.925	17:20:18.410	
14 -	23.383	102.9	43.010	116.1	14.900	93.0	1:21.293	87.64	1.003	17:21:39.703	
15 -	23.290	110.1	42.808	116.5	14.192	97.1	1:20.290 (1)	88.73		17:22:59.993	
16 -	23.112	108.9	43.453	113.3	14.463	95.8	1:21.028	87.92	0.738	17:24:21.021	
17 -	23.411	106.5	42.758	114.7	14.508	95.4	1:20.677	88.31	0.387	17:25:41.698	
18 -	23.407	108.2	43.164	114.1	14.575	94.9	1:21.146	87.80	0.856	17:27:02.844	
19 -	23.345	97.9	43.467	113.7	14.882	94.5	1:21.694	87.21	1.404	17:28:24.538	

P4 20		Faye NOBLE-EVANS					Porsche Boxster 986 S				
IDEAL LAP TIME : 1:19.618		BEST LAP TIME : 1:20.012					DIFFERENCE : 0.394				
LAP	SECTOR 1		SECTOR 2		SECTOR 3		LAP TIME	MPH	DIFF	TIME OF DAY	
1 -		102.4	43.744	116.9	14.206	98.5	1:26.492	82.37	6.480	17:04:01.684	
2 -	23.295	102.6	43.296	117.3	14.260	97.9	1:20.851	88.12	0.839	17:05:22.535	
3 -	23.149	105.6	42.916	117.1	14.192	98.5	1:20.257 (2)	88.77	0.245	17:06:42.792	
4 -	23.329	103.7	42.636	117.3	14.047	97.3	1:20.012 (1)	89.04		17:08:02.804	
5 -	23.522	104.5	42.876	116.9	14.119	98.5	1:20.517	88.48	0.505	17:09:23.321	
6 -	24.338	96.5	43.532	116.1	14.239	97.9	1:22.109	86.77	2.097	17:10:45.430	
7 -	23.751	99.2	43.519	114.7	14.350	97.1	1:21.620	87.29	1.608	17:12:07.050	
8 -	23.638	96.8	43.854	116.9	15.104	94.1	1:22.596	86.25	2.584	17:13:29.646	
9 -	23.828	102.1	44.439	116.1	14.365	95.5	1:22.632	86.22	2.620	17:14:52.278	
10 -	24.043	101.5	42.919	116.9	14.669	96.4	1:21.631	87.27	1.619	17:16:13.909	
11 -	23.503	101.8	43.626	116.9	14.615	94.7	1:21.744	87.15	1.732	17:17:35.653	
12 -	23.489	108.2	43.018	116.7	14.122	95.8	1:20.629	88.36	0.617	17:18:56.282	
13 -	23.451	107.0	43.891	115.9	14.343	94.9	1:21.685	87.22	1.673	17:20:17.967	
14 -	23.681	105.3	42.981	116.9	14.261	97.5	1:20.923	88.04	0.911	17:21:38.890	
15 -	23.195	105.8	43.387	116.1	13.833	97.5	1:20.415 (3)	88.59	0.403	17:22:59.305	
16 -	23.235	106.1	44.338	113.9	14.475	97.3	1:22.048	86.83	2.036	17:24:21.353	
17 -	23.600	102.9	42.939	117.1	13.975	97.5	1:20.514	88.48	0.502	17:25:41.867	
18 -	23.746	105.3	43.582	114.3	14.516	96.4	1:21.844	87.05	1.832	17:27:03.711	
19 -	23.373	91.8	43.759	116.5	14.617	95.3	1:21.749	87.15	1.737	17:28:25.460	

Porsche Classics Boxster Cup

RACE 15 - SECTOR ANALYSIS



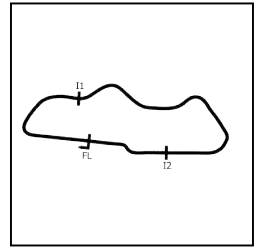
SECTOR 1 = FL to I1, SECTOR 2 = I1 to I2, SECTOR 3 = I2 to FL, DIFF = Difference To Personal Best Lap, P = Crossed Finish Line in Pit Lane, D = Time Disallowed

P5 86		Ben GREWCOCK				Porsche Boxster 986 S				
IDEAL LAP TIME : 1:20.609		BEST LAP TIME : 1:20.840				DIFFERENCE : 0.231				
LAP	SECTOR 1		SECTOR 2		SECTOR 3		LAP TIME	MPH	DIFF	TIME OF DAY
1 -		96.8	44.202	114.9	14.418	96.1	1:27.842	81.10	7.002	17:04:03.034
2 -	24.108	104.6	43.104	114.3	14.394	97.2	1:21.606	87.30	0.766	17:05:24.640
3 -	23.629	105.3	43.156	115.3	14.055	97.8	1:20.840 (1)	88.13		17:06:45.480
4 -	23.795	104.8	43.061	114.1	14.025	97.6	1:20.881 (2)	88.08	0.041	17:08:06.361
5 -	23.604	107.2	43.172	113.5	14.175	96.8	1:20.951 (3)	88.01	0.111	17:09:27.312
6 -	23.645	107.5	44.421	115.5	14.346	96.8	1:22.412	86.45	1.572	17:10:49.724
7 -	23.665	107.3	43.140	115.1	14.495	96.1	1:21.300	87.63	0.460	17:12:11.024
8 -	23.862	107.5	43.381	115.7	14.790	93.5	1:22.033	86.85	1.193	17:13:33.057
9 -	23.905	108.5	43.794	114.5	14.416	95.8	1:22.115	86.76	1.275	17:14:55.172
10 -	23.698	108.0	43.609	114.7	14.699	96.2	1:22.006	86.87	1.166	17:16:17.178
11 -	24.321	94.7	44.154	114.1	14.720	96.4	1:23.195	85.63	2.355	17:17:40.373
12 -	24.222	98.6	43.760	114.5	14.521	96.2	1:22.503	86.35	1.663	17:19:02.876
13 -	23.857	106.0	43.117	114.9	14.347	97.1	1:21.321	87.61	0.481	17:20:24.197
14 -	23.694	107.8	43.002	114.9	14.570	95.8	1:21.266	87.67	0.426	17:21:45.463
15 -	23.582	112.0	43.305	114.7	14.129	97.2	1:21.016	87.94	0.176	17:23:06.479
16 -	23.751	110.1	43.271	114.7	14.580	96.1	1:21.602	87.30	0.762	17:24:28.081
17 -	23.806	106.1	43.435	114.3	14.263	96.6	1:21.504	87.41	0.664	17:25:49.585
18 -	23.661	107.2	43.215	114.3	14.505	96.2	1:21.381	87.54	0.541	17:27:10.966
19 -	23.891	109.4	43.921	114.3	15.236	93.7	1:23.048	85.78	2.208	17:28:34.014

P6 99		Graham HEARD				Porsche Boxster 986 S				
IDEAL LAP TIME : 1:20.126		BEST LAP TIME : 1:20.311				DIFFERENCE : 0.185				
LAP	SECTOR 1		SECTOR 2		SECTOR 3		LAP TIME	MPH	DIFF	TIME OF DAY
1 -		91.1	45.483	113.9	15.543	92.6	1:30.939	78.34	10.628	17:04:06.131
2 -	23.850	103.7	43.219	115.9	14.715	95.3	1:21.784	87.11	1.473	17:05:27.915
3 -	23.691	105.0	42.773	116.7	14.218	96.4	1:20.682 (2)	88.30	0.371	17:06:48.597
4 -	23.541	105.5	44.037	112.4	14.665	95.8	1:22.243	86.62	1.932	17:08:10.840
5 -	23.518	102.9	44.329	113.5	14.453	96.0	1:22.300	86.56	1.989	17:09:33.140
6 -	23.622	104.8	43.355	114.5	15.301	92.3	1:22.278	86.59	1.967	17:10:55.418
7 -	24.070	101.2	43.111	115.3	14.604	94.9	1:21.785	87.11	1.474	17:12:17.203
8 -	23.624	106.5	43.139	115.7	14.426	94.7	1:21.189	87.75	0.878	17:13:38.392
9 -	23.902	102.7	44.555	115.1	14.472	95.1	1:22.929	85.91	2.618	17:15:01.321
10 -	23.767	104.6	44.503	115.5	14.842	93.8	1:23.112	85.72	2.801	17:16:24.433
11 -	23.867	105.8	42.960	115.7	14.569	94.3	1:21.396	87.53	1.085	17:17:45.829
12 -	23.948	105.6	42.880	115.3	14.443	94.7	1:21.271	87.66	0.960	17:19:07.100
13 -	23.686	103.7	42.791	115.1	14.534	94.6	1:21.011	87.94	0.700	17:20:28.111
14 -	23.637	109.1	42.983	113.5	14.425	95.1	1:21.045	87.90	0.734	17:21:49.156
15 -	23.601	107.7	42.613	114.7	14.592	94.2	1:20.806	88.16	0.495	17:23:09.962
16 -	23.568	109.1	42.627	113.9	14.604	94.5	1:20.799 (3)	88.17	0.488	17:24:30.761
17 -	23.347	109.6	43.577	114.9	14.670	94.3	1:21.594	87.31	1.283	17:25:52.355
18 -	23.487	107.7	42.658	114.7	14.166	95.8	1:20.311 (1)	88.71		17:27:12.666
19 -	23.742	108.5	42.721	114.9	15.451	92.9	1:21.914	86.97	1.603	17:28:34.580

Porsche Classics Boxster Cup

RACE 15 - SECTOR ANALYSIS



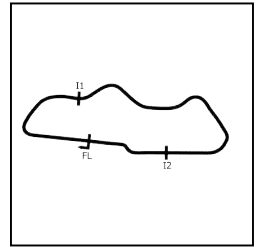
SECTOR 1 = FL to I1, SECTOR 2 = I1 to I2, SECTOR 3 = I2 to FL, DIFF = Difference To Personal Best Lap, P = Crossed Finish Line in Pit Lane, D = Time Disallowed

P7 17		Darren KING					Porsche Boxster 986 S				
IDEAL LAP TIME : 1:19.977		BEST LAP TIME : 1:20.217					DIFFERENCE : 0.240				
LAP	SECTOR 1		SECTOR 2		SECTOR 3		LAP TIME	MPH	DIFF	TIME OF DAY	
1 -		92.9	45.448	115.5	14.789	94.7	1:29.666	79.45	9.449	17:04:04.858	
2 -	24.109	101.6	43.374	117.7	14.431	97.1	1:21.914	86.97	1.697	17:05:26.772	
3 -	23.388	101.0	43.552	117.7	14.426	97.5	1:21.366	87.56	1.149	17:06:48.138	
4 -	23.394	104.2	44.501	115.1	14.549	96.8	1:22.444	86.41	2.227	17:08:10.582	
5 -	23.431	100.3	44.255	115.7	14.482	96.6	1:22.168	86.70	1.951	17:09:32.750	
6 -	23.380	98.5	43.944	116.5	15.952	93.4	1:23.276	85.55	3.059	17:10:56.026	
7 -	23.774	98.5	43.640	117.3	14.515	96.8	1:21.929	86.96	1.712	17:12:17.955	
8 -	23.355	101.5	43.891	117.7	14.422	97.3	1:21.668	87.23	1.451	17:13:39.623	
9 -	23.614	103.5	44.440	117.7	14.557	97.2	1:22.611	86.24	2.394	17:15:02.234	
10 -	23.507	101.9	45.002	117.5	14.336	98.1	1:22.845	85.99	2.628	17:16:25.079	
11 -	23.576	98.2	44.503	117.5	14.282	96.9	1:22.361	86.50	2.144	17:17:47.440	
12 -	23.429	99.2	43.875	116.9	14.294	96.8	1:21.598	87.31	1.381	17:19:09.038	
13 -	23.561	100.3	43.225	117.3	14.318	96.6	1:21.104	87.84	0.887	17:20:30.142	
14 -	23.345	103.2	43.379	117.7	14.134	98.9	1:20.858	88.11	0.641	17:21:51.000	
15 -	23.027	105.6	43.522	117.3	14.153	98.5	1:20.702	88.28	0.485	17:23:11.702	
16 -	23.053	105.0	43.329	116.9	14.224	97.9	1:20.606 (3)	88.38	0.389	17:24:32.308	
17 -	23.379	103.2	43.054	116.9	14.170	98.3	1:20.603 (2)	88.39	0.386	17:25:52.911	
18 -	23.257	102.4	42.816	117.9	14.144	99.7	1:20.217 (1)	88.81		17:27:13.128	
19 -	23.717	101.9	43.345	118.7	16.130	91.6	1:23.192	85.64	2.975	17:28:36.320	

P8 90		Sarah THOMSON					Porsche Boxster 986 S				
IDEAL LAP TIME : 1:21.682		BEST LAP TIME : 1:21.813					DIFFERENCE : 0.131				
LAP	SECTOR 1		SECTOR 2		SECTOR 3		LAP TIME	MPH	DIFF	TIME OF DAY	
1 -		90.4	45.572	115.7	15.490	93.9	1:31.464	77.89	9.651	17:04:06.656	
2 -	24.401	98.8	44.263	115.9	15.187	94.7	1:23.851	84.96	2.038	17:05:30.507	
3 -	24.149	99.7	44.303	115.3	14.931	95.5	1:23.383	85.44	1.570	17:06:53.890	
4 -	24.012	99.1	43.988	115.9	15.034	96.2	1:23.034	85.80	1.221	17:08:16.924	
5 -	24.497	96.5	44.168	114.9	14.896	96.0	1:23.561	85.26	1.748	17:09:40.485	
6 -	23.971	101.0	43.552	115.5	14.675	96.1	1:22.198 (2)	86.67	0.385	17:11:02.683	
7 -	24.022	102.9	43.579	115.9	14.802	95.5	1:22.403	86.46	0.590	17:12:25.086	
8 -	24.165	100.6	43.304	115.7	14.851	96.2	1:22.320	86.54	0.507	17:13:47.406	
9 -	23.739	100.6	43.679	116.1	15.047	96.2	1:22.465	86.39	0.652	17:15:09.871	
10 -	24.547	75.1	45.737	114.7	14.865	95.8	1:25.149	83.67	3.336	17:16:35.020	
11 -	23.762	102.2	43.618	115.1	14.881	95.7	1:22.261 (3)	86.61	0.448	17:17:57.281	
12 -	23.870	99.8	43.280	115.9	14.663	95.7	1:21.813 (1)	87.08		17:19:19.094	
13 -	24.310	99.4	43.422	115.5	15.003	95.7	1:22.735	86.11	0.922	17:20:41.829	
14 -	24.045	99.5	43.826	115.7	15.073	95.0	1:22.944	85.89	1.131	17:22:04.773	
15 -	24.118	98.3	44.155	115.5	14.743	95.7	1:23.016	85.82	1.203	17:23:27.789	
16 -	24.021	97.6	43.917	114.9	15.109	95.7	1:23.047	85.79	1.234	17:24:50.836	
17 -	24.167	100.0	43.955	114.7	14.961	95.3	1:23.083	85.75	1.270	17:26:13.919	
18 -	24.450	97.2	44.098	114.9	14.939	95.1	1:23.487	85.33	1.674	17:27:37.406	
19 -	24.001	98.3	44.485	115.3	15.292	93.9	1:23.778	85.04	1.965	17:29:01.184	

Porsche Classics Boxster Cup

RACE 15 - SECTOR ANALYSIS



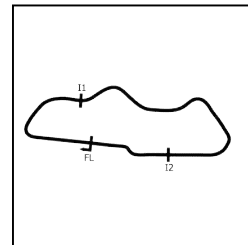
SECTOR 1 = FL to I1, SECTOR 2 = I1 to I2, SECTOR 3 = I2 to FL, DIFF = Difference To Personal Best Lap, P = Crossed Finish Line in Pit Lane, D = Time Disallowed

P9 46		Matt GOUGH					Porsche Boxster 986 S				
IDEAL LAP TIME : 1:22.360		BEST LAP TIME : 1:22.534					DIFFERENCE : 0.174				
LAP	SECTOR 1	SECTOR 2		SECTOR 3		LAP TIME	MPH	DIFF	TIME OF DAY		
1 -		82.2	46.704	111.4	15.407	93.0	1:33.840	75.92	11.306	17:04:09.032	
2 -	25.000	86.9	46.173	110.7	14.990	92.9	1:26.163	82.68	3.629	17:05:35.195	
3 -	24.250	96.9	44.685	110.0	14.781	93.8	1:23.716	85.10	1.182	17:06:58.911	
4 -	24.180	97.6	44.648	111.1	14.706	93.2	1:23.534	85.29	1.000	17:08:22.445	
5 -	24.219	97.8	44.711	111.2	14.621	94.7	1:23.551	85.27	1.017	17:09:45.996	
6 -	24.331	93.5	46.618	109.6	14.877	93.2	1:25.826	83.01	3.292	17:11:11.822	
7 -	24.400	93.7	46.695	111.2	14.878	92.9	1:25.973	82.87	3.439	17:12:37.795	
8 -	24.280	95.4	45.779	110.9	14.597	93.3	1:24.656	84.15	2.122	17:14:02.451	
9 -	24.192	93.4	45.394	111.2	14.939	93.4	1:24.525	84.29	1.991	17:15:26.976	
10 -	24.267	93.8	45.684	111.1	14.611	93.9	1:24.562	84.25	2.028	17:16:51.538	
11 -	24.187	95.4	44.943	111.2	14.761	93.9	1:23.891	84.92	1.357	17:18:15.429	
12 -	25.178	79.1	47.024	110.0	14.731	93.0	1:26.933	81.95	4.399	17:19:42.362	
13 -	24.318	97.8	45.242	110.9	14.882	93.3	1:24.442	84.37	1.908	17:21:06.804	
14 -	24.534	88.6	45.895	110.1	14.476	94.3	1:24.905	83.91	2.371	17:22:31.709	
15 -	24.198	100.1	43.919	110.7	14.417	94.3	1:22.534 (1)	86.32		17:23:54.243	
16 -	24.120	95.1	44.366	110.7	14.403	93.8	1:22.889 (3)	85.95	0.355	17:25:17.132	
17 -	24.062	98.6	44.035	110.5	14.470	93.3	1:22.567 (2)	86.28	0.033	17:26:39.699	
18 -	24.255	98.3	44.306	110.3	14.679	93.3	1:23.240	85.59	0.706	17:28:02.939	
19 -	24.038	99.8	44.375	111.1	14.791	91.6	1:23.204	85.62	0.670	17:29:26.143	

P10 38		Eric BRIDGES					Porsche Boxster 986 S				
IDEAL LAP TIME : 1:22.970		BEST LAP TIME : 1:23.240					DIFFERENCE : 0.270				
LAP	SECTOR 1	SECTOR 2		SECTOR 3		LAP TIME	MPH	DIFF	TIME OF DAY		
1 -		84.5	46.074	114.7	15.045	94.2	1:31.867	77.55	8.627	17:04:07.059	
2 -	24.672	89.1	45.490	114.1	14.834	94.6	1:24.996	83.82	1.756	17:05:32.055	
3 -	24.053	92.0	44.638	114.7	15.202	94.9	1:23.893	84.92	0.653	17:06:55.948	
4 -	24.297	92.9	45.356	114.7	14.927	93.8	1:24.580	84.23	1.340	17:08:20.528	
5 -	24.538	91.1	45.020	114.7	14.886	95.1	1:24.444	84.37	1.204	17:09:44.972	
6 -	24.824	92.4	46.595	113.5	14.912	93.8	1:26.331	82.52	3.091	17:11:11.303	
7 -	24.648	89.7	46.535	114.7	14.906	93.5	1:26.089	82.75	2.849	17:12:37.392	
8 -	24.354	89.4	45.421	115.1	14.735	95.5	1:24.510	84.30	1.270	17:14:01.902	
9 -	24.385	88.8	45.294	114.7	14.980	94.7	1:24.659	84.15	1.419	17:15:26.561	
10 -	24.282	92.4	45.504	115.3	14.732	95.3	1:24.518	84.29	1.278	17:16:51.079	
11 -	24.118	92.8	44.850	114.9	15.150	96.0	1:24.118	84.69	0.878	17:18:15.197	
12 -	25.267	73.6	46.382	115.1	14.778	94.6	1:26.427	82.43	3.187	17:19:41.624	
13 -	24.513	92.6	45.318	114.5	14.819	96.0	1:24.650	84.16	1.410	17:21:06.274	
14 -	24.933	81.0	47.124	115.3	15.026	95.3	1:27.083	81.81	3.843	17:22:33.357	
15 -	24.269	94.9	44.408	114.5	14.563	96.5	1:23.240 (1)	85.59		17:23:56.597	
16 -	24.153	95.5	44.552	114.3	14.957	96.1	1:23.662	85.15	0.422	17:25:20.259	
17 -	23.999	98.3	44.676	114.3	14.928	96.1	1:23.603 (3)	85.21	0.363	17:26:43.862	
18 -	24.160	95.1	44.468	115.1	14.749	96.1	1:23.377 (2)	85.45	0.137	17:28:07.239	
19 -	24.270	93.2	44.618	115.3	14.731	96.2	1:23.619	85.20	0.379	17:29:30.858	

Porsche Classics Boxster Cup

RACE 15 - SECTOR ANALYSIS



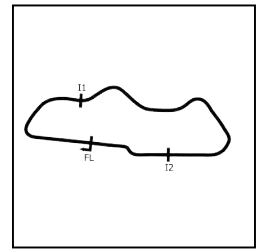
SECTOR 1 = FL to I1, SECTOR 2 = I1 to I2, SECTOR 3 = I2 to FL, DIFF = Difference To Personal Best Lap, P = Crossed Finish Line in Pit Lane, D = Time Disallowed

P11 72		Mike CURTLER					Porsche Boxster 986 S				
IDEAL LAP TIME : 1:24.832		BEST LAP TIME : 1:24.912					DIFFERENCE : 0.080				
LAP	SECTOR 1	SECTOR 2		SECTOR 3		LAP TIME	MPH	DIFF	TIME OF DAY		
1 -		88.1	46.963	108.7	15.454	87.7	1:33.429	76.25	8.517	17:04:08.621	
2 -	25.232	90.3	47.336	103.5	15.517	87.4	1:28.085	80.88	3.173	17:05:36.706	
3 -	24.677	96.9	46.877	106.3	15.457	87.8	1:27.011	81.88	2.099	17:07:03.717	
4 -	25.413	94.6	47.360	101.6	15.314	94.5	1:28.087	80.88	3.175	17:08:31.804	
5 -	26.175	89.1	47.719	101.2	15.376	93.8	1:29.270	79.81	4.358	17:10:01.074	
6 -	25.017	97.1	47.151	102.6	15.402	93.5	1:27.570	81.35	2.658	17:11:28.644	
7 -	24.914	97.5	47.520	102.9	15.281	93.9	1:27.715	81.22	2.803	17:12:56.359	
8 -	24.735	93.2	46.803	104.0	15.241	92.8	1:26.779	82.10	1.867	17:14:23.138	
9 -	24.607	97.8	46.638	103.0	15.429	88.1	1:26.674	82.20	1.762	17:15:49.812	
10 -	24.942	93.7	46.555	103.7	14.994	94.7	1:26.491	82.37	1.579	17:17:16.303	
11 -	24.434	98.5	46.746	102.9	15.297	89.5	1:26.477	82.38	1.565	17:18:42.780	
12 -	25.792	97.3	46.056	104.3	15.157	88.1	1:27.005	81.88	2.093	17:20:09.785	
13 -	25.356	97.8	46.328	102.2	15.249	94.2	1:26.933	81.95	2.021	17:21:36.718	
14 -	24.440	99.2	46.685	105.0	15.033	94.1	1:26.158	82.69	1.246	17:23:02.876	
15 -	24.215	98.2	45.623	104.2	15.074	93.4	1:24.912 (1)	83.90		17:24:27.788	
16 -	24.770	100.6	46.008	107.8	15.267	94.7	1:26.045	82.80	1.133	17:25:53.833	
17 -	24.243	97.1	46.378	102.7	15.110	93.8	1:25.731 (2)	83.10	0.819	17:27:19.564	
18 -	24.556	98.6	46.211	103.8	15.190	88.3	1:25.957 (3)	82.88	1.045	17:28:45.521	

P12 61		Nick LAWRENCE					Porsche Boxster 986 S				
IDEAL LAP TIME : 1:27.367		BEST LAP TIME : 1:27.958					DIFFERENCE : 0.591				
LAP	SECTOR 1	SECTOR 2		SECTOR 3		LAP TIME	MPH	DIFF	TIME OF DAY		
1 -		83.3	49.153	110.1	16.570	88.3	1:39.571	71.55	11.613	17:04:14.763	
2 -	26.667	86.2	51.120	109.1	16.444	89.2	1:34.231	75.60	6.273	17:05:48.994	
3 -	26.402	85.1	49.911	109.2	16.236	89.9	1:32.549	76.98	4.591	17:07:21.543	
4 -	26.415	84.4	49.178	110.0	16.407	90.0	1:32.000	77.44	4.042	17:08:53.543	
5 -	27.359	82.1	48.639	110.3	16.623	89.0	1:32.621	76.92	4.663	17:10:26.164	
6 -	27.212	80.8	48.974	109.8	16.431	89.5	1:32.617	76.92	4.659	17:11:58.781	
7 -	25.916	88.3	48.371	107.8	18.457	82.9	1:32.744	76.82	4.786	17:13:31.525	
8 -	28.239	89.1	49.568	111.1	16.250	90.3	1:34.057	75.74	6.099	17:15:05.582	
9 -	27.126	72.3	48.835	111.6	16.761	89.9	1:32.722	76.83	4.764	17:16:38.304	
10 -	25.736	89.2	47.927	110.7	15.682	92.6	1:29.345	79.74	1.387	17:18:07.649	
11 -	25.117	90.0	47.551	110.7	15.818	91.6	1:28.486 (3)	80.51	0.528	17:19:36.135	
12 -	25.545	89.8	46.715	111.8	15.948	92.1	1:28.208 (2)	80.77	0.250	17:21:04.343	
13 -	25.460	89.7	47.266	93.5	18.373	89.1	1:31.099	78.20	3.141	17:22:35.442	
14 -	25.100	93.8	47.037	112.4	15.821	93.4	1:27.958 (1)	81.00		17:24:03.400	
15 -	25.361	89.8	47.899	112.0	15.921	92.8	1:29.181	79.88	1.223	17:25:32.581	
16 -	25.844	91.6	47.311	112.4	15.552	93.0	1:28.707	80.31	0.749	17:27:01.288	
17 -	25.451	79.3	48.590	111.8	16.020	92.0	1:30.061	79.10	2.103	17:28:31.349	

Porsche Classics Boxster Cup

RACE 15 - SECTOR ANALYSIS



SECTOR 1 = FL to I1, SECTOR 2 = I1 to I2, SECTOR 3 = I2 to FL, DIFF = Difference To Personal Best Lap, P = Crossed Finish Line in Pit Lane, D = Time Disallowed

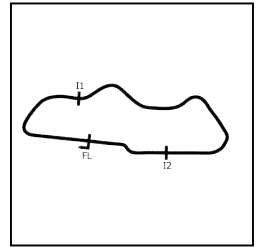
P13 25		Craig HORVATH					Porsche Boxster 986 S				
IDEAL LAP TIME : 1:28.692		BEST LAP TIME : 1:29.376					DIFFERENCE : 0.684				
LAP	SECTOR 1	SECTOR 2		SECTOR 3		LAP TIME	MPH	DIFF	TIME OF DAY		
1 -		75.2	49.193	107.0	15.905	88.6	1:37.063	73.40	7.687	17:04:12.255	
2 -	26.296	84.9	49.263	106.5	16.066	91.4	1:31.625	77.75	2.249	17:05:43.880	
3 -	26.970	80.3	49.390	107.2	16.456	90.9	1:32.816	76.76	3.440	17:07:16.696	
4 -	26.592	79.7	49.220	107.0	16.469	90.8	1:32.281	77.20	2.905	17:08:48.977	
5 -	26.786	80.1	49.041	107.8	16.298	91.3	1:32.125	77.33	2.749	17:10:21.102	
6 -	26.072	83.9	48.381	108.4	16.092	92.8	1:30.545 (3)	78.68	1.169	17:11:51.647	
7 -	25.729	89.0	48.720	106.8	17.285	89.7	1:31.734	77.66	2.358	17:13:23.381	
8 -	26.022	87.9	50.996	108.9	16.496	91.1	1:33.514	76.18	4.138	17:14:56.895	
9 -	25.888	87.3	49.616	109.8	15.791	93.2	1:31.295	78.03	1.919	17:16:28.190	
10 -	25.851	83.0	48.733	106.0	16.099	92.1	1:30.683	78.56	1.307	17:17:58.873	
11 -	26.217	85.2	48.342	107.7	16.540	91.8	1:31.099	78.20	1.723	17:19:29.972	
12 -	26.697	88.4	48.456	109.2	16.077	93.3	1:31.230	78.09	1.854	17:21:01.202	
13 -	25.977	85.7	48.155	108.0	15.939	93.8	1:30.071 (2)	79.10	0.695	17:22:31.273	
14 -	27.480	82.4	47.813	106.0	16.021	92.9	1:31.314	78.02	1.938	17:24:02.587	
15 -	25.517	83.0	47.729	108.4	16.130	91.0	1:29.376 (1)	79.71		17:25:31.963	
16 -	28.429	78.0	48.059	108.7	16.742	91.8	1:33.230	76.42	3.854	17:27:05.193	
17 -	25.630	89.0	47.384	109.6	18.684	89.7	1:31.698	77.69	2.322	17:28:36.891	

P14 68		Martin MASON					Porsche Boxster 986 S				
IDEAL LAP TIME : 1:27.782		BEST LAP TIME : 1:27.861					DIFFERENCE : 0.079				
LAP	SECTOR 1	SECTOR 2		SECTOR 3		LAP TIME	MPH	DIFF	TIME OF DAY		
1 -		80.7	50.175	108.9	16.169	91.9	1:47.642	66.18	19.781	17:04:22.834	
2 -	26.806	81.5	49.965	109.4	15.658	92.1	1:32.429	77.08	4.568	17:05:55.263	
3 -	26.408	82.7	49.710	109.2	15.679	91.3	1:31.797	77.61	3.936	17:07:27.060	
4 -	26.535	81.8	49.457	109.4	15.863	90.0	1:31.855	77.56	3.994	17:08:58.915	
5 -	28.089	79.9	48.801	109.2	15.836	91.8	1:32.726	76.83	4.865	17:10:31.641	
6 -	27.241	82.7	48.475	110.3	15.769	92.5	1:31.485	77.87	3.624	17:12:03.126	
7 -	27.031	79.8	51.126	110.1	15.887	89.8	1:34.044	75.75	6.183	17:13:37.170	
8 -	27.964	84.7	49.054	108.9	15.532	92.5	1:32.550	76.98	4.689	17:15:09.720	
9 -	27.529	76.5	50.460	110.1	15.788	89.3	1:33.777	75.97	5.916	17:16:43.497	
10 -	26.325	82.5	48.113	110.3	15.806	90.5	1:30.244	78.94	2.383	17:18:13.741	
11 -	26.593	75.9	49.500	110.3	15.791	91.5	1:31.884	77.53	4.023	17:19:45.625	
12 -	26.915	83.4	47.996	110.3	15.785	91.8	1:30.696	78.55	2.835	17:21:16.321	
13 -	25.865	84.5	47.309	110.1	15.473	92.5	1:28.647 (2)	80.37	0.786	17:22:44.968	
14 -	25.545	86.7	46.933	110.7	15.383	92.1	1:27.861 (1)	81.08		17:24:12.829	
15 -	26.377	75.1	48.525	96.6	15.789	92.6	1:30.691	78.55	2.830	17:25:43.520	
16 -	25.466	88.0	47.372	103.2	15.937	92.1	1:28.775 (3)	80.25	0.914	17:27:12.295	
17 -	26.352	88.5	47.002	105.3	15.680	93.4	1:29.034	80.02	1.173	17:28:41.329	

P15 64		David HUSSEY					Porsche Boxster 986 S				
IDEAL LAP TIME : 1:27.979		BEST LAP TIME : 1:28.158					DIFFERENCE : 0.179				
LAP	SECTOR 1	SECTOR 2		SECTOR 3		LAP TIME	MPH	DIFF	TIME OF DAY		
1 -		80.2	51.465	98.1	16.673	87.3	1:43.463	68.86	15.305	17:04:18.655	
2 -	26.920	87.6	51.000	100.4	16.882	87.4	1:34.802	75.15	6.644	17:05:53.457	
3 -	26.762	86.8	49.494	108.5	16.131	88.1	1:32.387	77.11	4.229	17:07:25.844	
4 -	26.536	92.0	48.938	107.8	16.360	88.1	1:31.834	77.58	3.676	17:08:57.678	
5 -	26.657	89.4	49.097	108.5	16.358	88.0	1:32.112	77.34	3.954	17:10:29.790	
6 -	26.912	86.2	48.471	107.7	16.273	89.0	1:31.656	77.73	3.498	17:12:01.446	
7 -	25.807	91.0	50.352	107.8	16.740	87.4	1:32.899	76.69	4.741	17:13:34.345	
8 -	26.261	86.0	49.767	106.8	16.071	89.8	1:32.099	77.35	3.941	17:15:06.444	
9 -	27.214	62.7	49.072	108.9	16.101	89.7	1:32.387	77.11	4.229	17:16:38.831	
10 -	25.919	85.2	47.839	107.5	15.773	91.0	1:29.531	79.57	1.373	17:18:08.362	
11 -	25.595	91.0	47.187	110.3	15.821	90.6	1:28.603 (2)	80.41	0.445	17:19:36.965	
12 -	25.429	89.8	47.260	111.2	15.469	92.1	1:28.158 (1)	80.81		17:21:05.123	
13 -	25.666	90.8	48.610	104.6	16.229	89.4	1:30.505	78.72	2.347	17:22:35.628	
14 -	25.474	92.4	47.081	110.7	16.067	89.7	1:28.622 (3)	80.39	0.464	17:24:04.250	
15 -	25.759	91.0	47.329	107.7	15.822	89.4	1:28.910	80.13	0.752	17:25:33.160	
16 -	27.612	75.2	48.628	105.0	16.182	89.8	1:32.422	77.08	4.264	17:27:05.582	
17 -	25.775	91.3	47.686	100.3	18.894	85.8	1:32.355	77.14	4.197	17:28:37.937	

Porsche Classics Boxster Cup

RACE 15 - SECTOR ANALYSIS



SECTOR 1 = FL to I1, SECTOR 2 = I1 to I2, SECTOR 3 = I2 to FL, DIFF = Difference To Personal Best Lap, P = Crossed Finish Line in Pit Lane, D = Time Disallowed

P16 24		Sarah WOOD		Porsche Boxster 986 S						
IDEAL LAP TIME : 1:29.862		BEST LAP TIME : 1:30.555		DIFFERENCE : 0.693						
LAP	SECTOR 1	SECTOR 2		SECTOR 3		LAP TIME	MPH	DIFF	TIME OF DAY	
1 -		83.4	48.746	109.6	16.261	89.2	1:37.993	72.70	7.438	17:04:13.185
2 -	25.931	89.8	49.547	107.2	16.601	89.3	1:32.079	77.37	1.524	17:05:45.264
3 -	25.963	82.5	49.515	107.8	16.537	90.4	1:32.015 (3)	77.42	1.460	17:07:17.279
4 -	26.440	85.8	49.041	110.1	16.726	90.0	1:32.207	77.26	1.652	17:08:49.486
5 -	27.006	84.5	48.893	110.5	16.214	91.6	1:32.113	77.34	1.558	17:10:21.599
6 -	26.015	82.8	48.299	109.2	16.660	90.1	1:30.974 (2)	78.31	0.419	17:11:52.573
7 -	25.349	87.6	48.315	110.1	16.891	87.7	1:30.555 (1)	78.67		17:13:23.128
8 -	26.925	84.6	51.530	110.3	16.815	75.7	1:35.270	74.78	4.715	17:14:58.398
9 -	35.175	36.8	58.057	94.5	IN PIT		1:53.952 P	62.52	23.397	17:16:52.350

P17 36		William CURTLER		Porsche Boxster 986 S						
IDEAL LAP TIME : 1:25.798		BEST LAP TIME : 1:27.023		DIFFERENCE : 1.225						
LAP	SECTOR 1	SECTOR 2		SECTOR 3		LAP TIME	MPH	DIFF	TIME OF DAY	
1 -		90.5	46.760	113.3	15.430	91.9	1:41.809 (3)	69.98	14.786	17:04:17.001
2 -	24.778	90.8	46.702	112.9	15.591	92.8	1:27.071 (2)	81.82	0.048	17:05:44.072
3 -	25.450	92.6	45.590	112.4	15.983	88.5	1:27.023 (1)	81.87		17:07:11.095

Porsche Classics Boxster Cup

RACE 15 - BEST SECTORS

SECTOR 1			SECTOR 2			SECTOR 3			IDEAL / BEST COMPARISON						
POS	NO	NAME	TIME	NO	NAME	TIME	NO	NAME	TIME	POS	NO	NAME	IDEAL	BEST	DIFF
													PERFECT LAP	1:19.408	
1	17	KING	23.027	81	DARLING	42.548	20	NOBLE-EVANS	13.833	1	20	NOBLE-EVANS	1:19.618	1:20.012	0.394
2	53	GREGORY	23.074	53	GREGORY	42.580	11	CHARTERS	13.945	2	53	GREGORY	1:19.662	1:19.854	0.192
3	81	DARLING	23.074	99	HEARD	42.613	53	GREGORY	14.008	3	11	CHARTERS	1:19.748	1:19.900	0.152
4	20	NOBLE-EVANS	23.149	11	CHARTERS	42.617	86	GREWCOCK	14.025	4	81	DARLING	1:19.814	1:20.290	0.476
5	11	CHARTERS	23.186	20	NOBLE-EVANS	42.636	17	KING	14.134	5	17	KING	1:19.977	1:20.217	0.240
6	99	HEARD	23.347	17	KING	42.816	99	HEARD	14.166	6	99	HEARD	1:20.126	1:20.311	0.185
7	86	GREWCOCK	23.582	86	GREWCOCK	43.002	81	DARLING	14.192	7	86	GREWCOCK	1:20.609	1:20.840	0.231
8	90	THOMSON	23.739	90	THOMSON	43.280	46	GOUGH	14.403	8	90	THOMSON	1:21.682	1:21.813	0.131
9	38	BRIDGES	23.999	46	GOUGH	43.919	38	BRIDGES	14.563	9	46	GOUGH	1:22.360	1:22.534	0.174
10	46	GOUGH	24.038	38	BRIDGES	44.408	90	THOMSON	14.663	10	38	BRIDGES	1:22.970	1:23.240	0.270
11	72	CURLER	24.215	36	CURLER	45.590	72	CURLER	14.994	11	72	CURLER	1:24.832	1:24.912	0.080
12	36	CURLER	24.778	72	CURLER	45.623	68	MASON	15.383	12	36	CURLER	1:25.798	1:27.023	1.225
13	61	LAWRENCE	25.100	61	LAWRENCE	46.715	36	CURLER	15.430	13	61	LAWRENCE	1:27.367	1:27.958	0.591
14	24	WOOD	25.349	68	MASON	46.933	64	HUSSEY	15.469	14	68	MASON	1:27.782	1:27.861	0.079
15	64	HUSSEY	25.429	64	HUSSEY	47.081	61	LAWRENCE	15.552	15	64	HUSSEY	1:27.979	1:28.158	0.179
16	68	MASON	25.466	25	HORVATH	47.384	25	HORVATH	15.791	16	25	HORVATH	1:28.692	1:29.376	0.684
17	25	HORVATH	25.517	24	WOOD	48.299	24	WOOD	16.214	17	24	WOOD	1:29.862	1:30.555	0.693

Porsche Classics Boxster Cup

RACE 15 - BEST SPEEDS

POS	INTERMEDIATE 1			INTERMEDIATE 2			FINISH LINE		
	NO	NAME	MPH	NO	NAME	MPH	NO	NAME	MPH
1	86	GREWCOCK	112.0	17	KING	118.7	17	KING	99.7
2	81	DARLING	110.1	20	NOBLE-EVANS	117.3	11	CHARTERS	98.6
3	99	HEARD	109.6	81	DARLING	116.9	20	NOBLE-EVANS	98.5
4	53	GREGORY	108.2	11	CHARTERS	116.7	53	GREGORY	97.9
5	20	NOBLE-EVANS	108.2	99	HEARD	116.7	86	GREWCOCK	97.8
6	11	CHARTERS	107.2	53	GREGORY	116.5	81	DARLING	97.1
7	17	KING	105.6	90	THOMSON	116.1	38	BRIDGES	96.5
8	90	THOMSON	102.9	86	GREWCOCK	115.7	99	HEARD	96.4
9	72	CURTLER	100.6	38	BRIDGES	115.3	90	THOMSON	96.2
10	46	GOUGH	100.1	36	CURTLER	113.3	46	GOUGH	94.7
11	38	BRIDGES	98.3	61	LAWRENCE	112.4	72	CURTLER	94.7
12	61	LAWRENCE	93.8	46	GOUGH	111.4	25	HORVATH	93.8
13	36	CURTLER	92.6	64	HUSSEY	111.2	61	LAWRENCE	93.4
14	64	HUSSEY	92.4	68	MASON	110.7	68	MASON	93.4
15	24	WOOD	89.8	24	WOOD	110.5	36	CURTLER	92.8
16	25	HORVATH	89.0	25	HORVATH	109.8	64	HUSSEY	92.1
17	68	MASON	88.5	72	CURTLER	108.7	24	WOOD	91.6
18									

Porsche Classics Boxster Cup

RACE 15 - STATISTICS

Competitors Started 17
Planned Start 2024-04-21 @ 17:05:00.000
Actual Start 2024-04-21 @ 17:02:35.191
Finish Time 2024-04-21 @ 17:28:13.694
Track Length 1.9790mi.
Total Laps 288
Total Distance Covered 569.9713mi.

Session Fastest Lap History

NO	NAME	LAP TIME	TIME OF DAY	LAP	VEHICLE
53	Wayne GREGORY	1:25.944	17:04:01.145	1	Porsche Boxster 986 S
53	Wayne GREGORY	1:20.647	17:05:21.790	2	Porsche Boxster 986 S
53	Wayne GREGORY	1:20.146	17:06:41.936	3	Porsche Boxster 986 S
53	Wayne GREGORY	1:19.854	17:08:01.791	4	Porsche Boxster 986 S

Session Leader History

NO	NAME	FROM LAP	LAPS LED	DISTANCE	VEHICLE
53	Wayne GREGORY	1	19	37.56 miles	Porsche Boxster 986 S

Flag History

TYPE	TIME OF DAY
GREEN	17:02:35.191
FINISH	17:28:13.694

Flag Statistics

TYPE	COUNT	TOTAL LAPS	TOTAL TIME
Green	1	19	27:08.581
Red	0	0	0.000
Safety Car	0	0	0.000
FCY	0	0	0.000